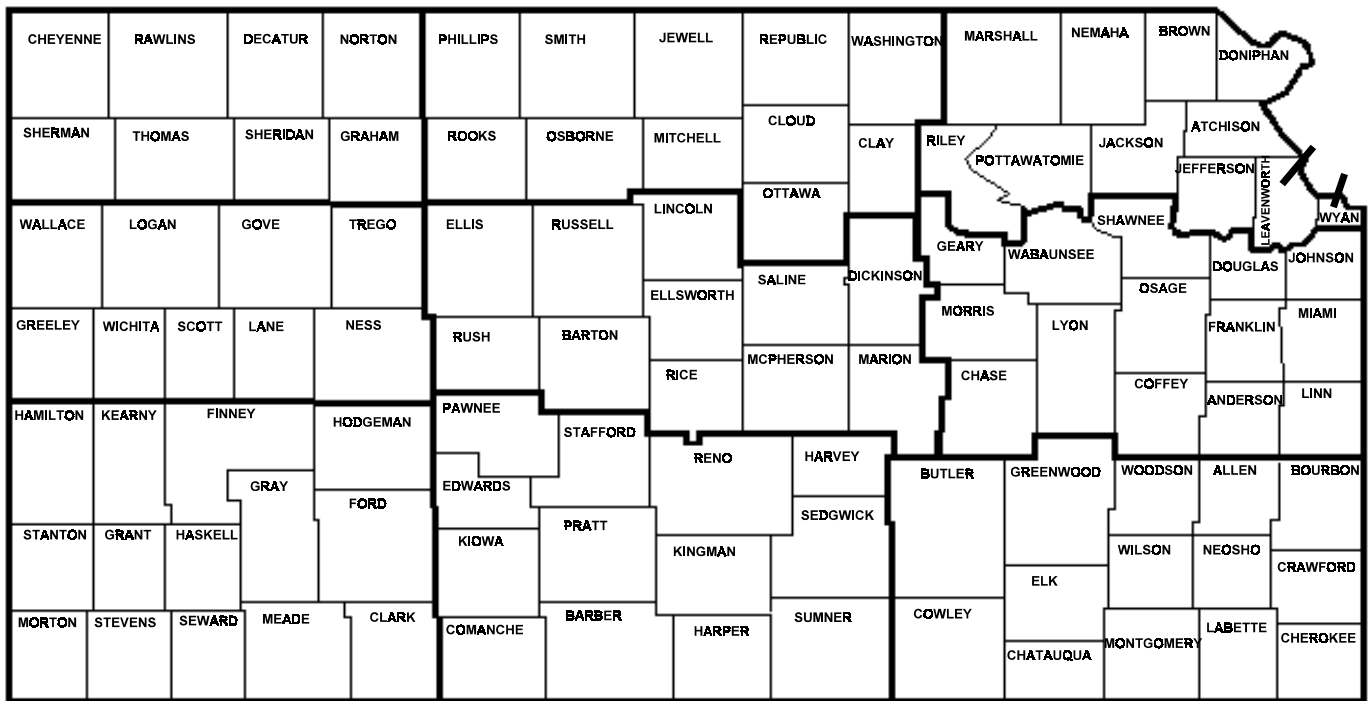


KANSAS FARM FACTS

2002

COUNTY PROFILES

Agricultural Statistics and Rankings for 2002



Kansas Agricultural Statistics Service

Kansas Department of Agriculture

U.S. Department of Agriculture

This page blank intentionally.

FARM FACTS 2002-2003



**KANSAS
AGRICULTURAL
STATISTICS SERVICE**

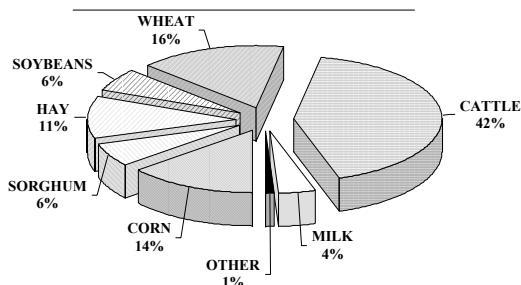
Fact Finders
For Agriculture

KANSAS State TOTALS VALUE OF PRODUCTION

Kansas Department of Agriculture
U.S. Department of Agriculture
632 SW Van Buren, Rm. 200
PO Box 3534
Topeka, KS 66601-3534

KANSAS AGRICULTURE

VALUE OF PRODUCTION 1/ STATE



Census Population, 2000	2,688,418
No. Of Farms, 2002	63,000
Land in Farms, 2002 (Acres)	47,400,000
Acres Harvested, 2002	20,230,400
Value of Crops Harv., 2002	\$3,011,855,000
Value of Cattle & Milk, 2002	\$2,599,588,000
Precipitation Jan.-Dec., 2002 (In.)	22.57
Precipitation 30 Year Average (In.)	27.86

Wheat, 2002

Acres Seeded in 2001	9,600,000
Acres Harvested in 2002	8,100,000
Yield - Bu./Acre	33
Prod - Bu.	267,300,000
Farm Value	\$922,185,000
Irrigated Acres Harv.	490,000
Yield - Bu./Acre	41
Prod. - Bu.	19,925,000
Cont. Crop Dryland Acres Harv.	4,680,000
Yield - Bu./Acre	35
Prod. - Bu.	163,681,000
Summer Fallow Acres Harv.	2,930,000
Yield - Bu./Acre	29
Prod. - Bu.	83,694,000

Corn, 2002

Acres Planted	3,250,000
Acres Harv. For Grain	2,500,000
Yield - Bu./Acre	116
Prod. - Bu.	290,000,000
Farm Value	\$725,000,000
Irrigated Acres Harv.	1,415,000
Yield - Bu./Acre	159
Prod. - Bu.	225,000,000
Non-Irrigated Acres Harv.	1,085,000
Yield - Bu./Acre	60
Prod. - Bu.	65,000,000
Acres Harv. For Silage	420,000
Yield - Tons/Acre	8.5
Prod. - Tons	3,570,000
Farm Value	\$67,830,000

Sorghum, 2002

Acres Planted	3,800,000
Acres Harv. For Grain	3,000,000
Yield - Bu./Acre	45
Prod. - Bu.	135,000,000
Farm Value	\$321,300,000
Irrigated Acres Harv.	200,000
Yield - Bu./Acre	83
Prod. - Bu.	16,500,000
Non-Irrigated Acres Harv.	2,800,000
Yield - Bu./Acre	42
Prod. - Bu.	118,500,000
Acres Harv. For Silage	100,000
Yield - Tons/Acre	7.0
Prod. - Tons	700,000
Farm Value	\$11,200,000

Sunflowers, 2002

Acres Planted	215,000
Acres Harvested	168,000
Yield - LB./Acre	902
Prod. - LB.	151,590,000
Farm Value	\$17,736,000

Soybeans, 2002

Acres Planted	2,750,000
Acres Harvested	2,540,000
Yield - Bu./Acre	23
Prod. - Bu.	58,420,000
Farm Value	\$315,468,000
Irrigated Acres Harv.	376,000
Yield - Bu./Acre	45
Prod. - Bu.	17,040,000
Non-Irrigated Acres Harv.	2,164,000
Yield - Bu./Acre	19
Prod. - Bu.	41,380,000

Alfalfa Hay, 2002

Acres Harvested	950,000
Yield - Tons/Acre	3.7
Prod. - Tons	3,515,000
Farm Value	\$342,713,000

All Other Hay, 2002

Acres Harvested	2,300,000
Yield - Tons/Acre	1.5
Prod. - Tons	3,450,000
Farm Value	\$251,850,000

All Hay, 2002

Acres Harvested	3,250,000
Yield - Tons/Acre	2.1
Prod. - Tons	6,965,000
Farm Value	\$594,563,000
Pasture Acreage-1997 Census Of Ag	17,816,000

Cattle Inventory 4/

All Cattle	6,350,000
Cows That Have Calved	1,630,000
Beef	1,525,000
Milk	105,000
Other Cattle	4,720,000
Cattle On Feed	2,240,000
Calves Born In 2002	1,510,000

Cattle Inventory Value 4/

Cattle & Calves, Jan. 1, 2003	\$4,254,500,000
-------------------------------	-----------------

Production 1/

Milk, 2002 (1,000 Lbs.)	2,010,000
Farm Value	\$235,170,000

1/ Due to the State budget difficulties, hogs, sheep, and poultry value of production are not available at the county level.

4/ Due to the State budget difficulties, hogs, sheep, and poultry inventories and inventory value are not available at the county level.

08/14/03/999

TOP RANKING KANSAS COUNTIES

		Rank Number One In State			Rank Number One In State
Census Population, 2000	452,869		Sedgwick		
No. Of Farms, 2002	1,500		Sedgwick		
Land in Farms, 2002 (Acres)	765,000		Butler		
Acres Harvested, 2002	542,060		Sumner		
Value of Crops Harv., 2002	\$104,417,700		Finney		
Value of Cattle & Milk, 2002	\$176,509,900		Finney		
Precipitation Jan.-Dec., 2002 (In.)	41.99		Montgomery		
Precipitation 30 Year Average (In.)	43.05		Crawford		
<u>Wheat, 2002</u>					
Acres Seeded in 2001	382,000		Sumner		
Acres Harvested in 2002	368,400		Sumner		
Yield - Bu./Acre	63		Brown		
Prod - Bu.	12,702,000		Sumner		
Farm Value	\$44,120,000		Sumner		
Irrigated Acres Harv.	41,800		Finney		
Yield - Bu./Acre	56		Harvey		
Prod. - Bu.	1,868,500		Finney		
Cont. Crop Dryland Acres Harv.	353,200		Sumner		
Yield - Bu./Acre	63		Brown		
Prod. - Bu.	12,133,000		Sumner		
Summer Fallow Acres Harv.	139,300		Thomas		
Yield - Bu./Acre	48		Mitchell		
			Lincoln		
Prod. - Bu.	4,201,900		Thomas		
<u>Corn, 2002</u>					
Acres Planted	112,400		Haskell		
Acres Harv. For Grain	108,600		Haskell		
Yield - Bu./Acre	186		Grant		
Prod. - Bu.	19,213,000		Haskell		
Farm Value	\$49,562,100		Haskell		
Irrigated Acres Harv.	107,900		Haskell		
Yield - Bu./Acre	191		Grant		
Prod. - Bu.	19,195,000		Haskell		
Non-Irrigated Acres Harv.	72,400		Doniphan		
Yield - Bu./Acre	106		Doniphan		
Prod. - Bu.	7,656,000		Doniphan		
Acres Harv. For Silage	20,800		Washington		
Yield - Tons/Acre	15.9		Pawnee		
Prod. - Tons	146,000		Hodgeman		
Farm Value	\$2,858,600		Hodgeman		
<u>Sorghum, 2002</u>					
Acres Planted	113,100		Greeley		
Acres Harv. For Grain	108,700		Sumner		
Yield - Bu./Acre	89		Wilson		
			Cherokee		
Prod. - Bu.	6,560,000		Sumner		
Farm Value	\$15,350,800		Sumner		
Irrigated Acres Harv.	13,800		Ford		
Yield - Bu./Acre	119		Cloud		
Prod. - Bu.	1,426,600		Ford		
Non-Irrigated Acres Harv.	79,900		Reno		
Yield - Bu./Acre	89		Wilson		
			Cherokee		
Prod. - Bu.	4,555,700		Sedgwick		
Acres Harv. For Silage	6,200		Dickinson		
Yield - Tons/Acre	11.5		Gray		
Prod. - Tons	68,800		Gray		
Farm Value	\$1,131,900		Gray		
<u>Sunflowers, 2002</u>					
Acres Planted	23,700		Sherman		
Acres Harvested	12,000		Sherman		
Yield - LB./Acre	1,574		Wallace		
Prod. - LB.	10,759,100		Smith		
Farm Value	\$1,315,900		Sherman		

Soybeans, 2002

Acres Planted	118,700		Marshall
Acres Harvested	106,200		Marshall
Yield - Bu./Acre	60		Stafford
Prod. - Bu.	2,380,500		Brown
Farm Value	\$12,923,000		Brown
Irrigated Acres Harv.	22,700		Republic
Yield - Bu./Acre	62		Stafford
Prod. - Bu.	1,165,900		Stafford
Non-Irrigated Acres Harv.	58,500		Washington
Yield - Bu./Acre	30		Stafford
Prod. - Bu.	906,700		Washington

Alfalfa Hay, 2002

Acres Harvested	61,000		Finney
Yield - Tons/Acre	8.0		Seward
Prod. - Tons	384,400		Finney
Farm Value	\$37,479,000		Finney

All Other Hay, 2002

Acres Harvested	126,200		Lyon
Yield - Tons/Acre	2.4		Kiowa
Prod. - Tons	181,200		Lyon
Farm Value	\$13,227,500		Lyon

All Hay, 2002

Acres Harvested	134,900		Lyon
Yield - Tons/Acre	6.7		Seward
Prod. - Tons	394,000		Finney
Farm Value	\$38,180,000		Finney
Pasture Acreage-1997 Census Of Ag	513,000		Greenwood

Cattle Inventory 4/

All Cattle	348,000		Finney
Cows That Have Calved	30,350		Greenwood
Milk	21,700		Hamilton
Other Cattle	332,700		Finney
Cattle On Feed	275,600		Haskell
Calves Born In 2002	28,200		Greenwood

Cattle Inventory Value 4/

Cattle & Calves, Jan. 1, 2003	233,160,000		Finney
-------------------------------	-------------	--	--------

Production 1/

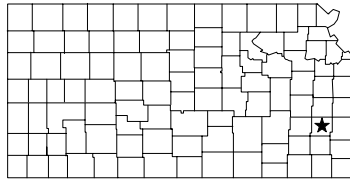
Milk, 2002 (1,000 Lbs.)	354,200		Hamilton
Farm Value	\$41,440,000		Hamilton

1/ Due to the State budget difficulties, hogs, sheep, and poultry value of production are not available at the county level.

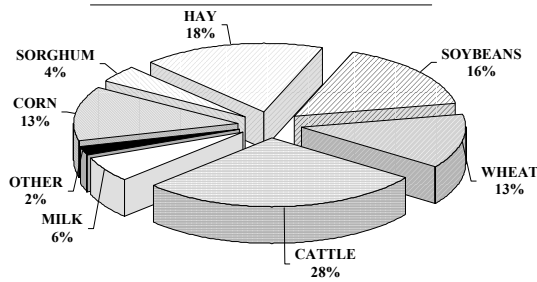
4/ Due to the State budget difficulties, hogs, sheep, and poultry inventories and inventory value are not available at the county level.

08/14/03/

FARM FACTS 2002-2003



VALUE OF PRODUCTION 1/ ALLEN COUNTY



Rank in
State

Census Population, 2000	14,385	35
No. Of Farms, 2002	640	40
Land in Farms, 2002 (Acres)	280,000	92
Acres Harvested, 2002	168,820	59
Farm Value of Crops Harv., 2002	\$19,247,900	67
Value of Cattle & Milk Prod, 2002	\$9,983,000	88
Precipitation Jan.-Dec., 2002 (In.)	33.35	16
Precipitation 30 Year Average (In.)	39.78	12

Wheat, 2002

Acres Seeded in 2001	36,700	75
Acres Harvested in 2002	35,400	73
Yield - Bu./Acre	32	60
Prod - Bu.	1,121,000	71
Farm Value	\$3,895,000	71
Irrigated Acres Harv.	2/	
Yield - Bu./Acre	2/	
Prod. - Bu.	2/	
Cont. Crop Dryland Acres Harv.	35,400	37
Yield - Bu./Acre	32	53
Prod. - Bu.	1,121,000	37
Summer Fallow Acres Harv.	2/	
Yield - Bu./Acre	2/	
Prod. - Bu.	2/	

Corn, 2002

Acres Planted	17,900	62
Acres Harv. For Grain	17,100	50
Yield - Bu./Acre	91	54
Prod. - Bu.	1,553,000	46
Farm Value	\$3,726,600	46
Irrigated Acres Harv.	2/	
Yield - Bu./Acre	2/	
Prod. - Bu.	2/	
Non-Irrigated Acres Harv.	2/	
Yield - Bu./Acre	2/	
Prod. - Bu.	2/	
Acres Harv. For Silage	800	82
Yield - Tons/Acre	8.1	50
Prod. - Tons	6,500	79
Farm Value	\$117,900	79

Sorghum, 2002

Acres Planted	8,600	82
Acres Harv. For Grain	8,300	80
Yield - Bu./Acre	64	20
Prod. - Bu.	530,700	72
Farm Value	\$1,252,500	72
Irrigated Acres Harv.	2/	
Yield - Bu./Acre	2/	
Prod. - Bu.	2/	
Non-Irrigated Acres Harv.	8,300	54
Yield - Bu./Acre	64	20
Prod. - Bu.	530,700	43
Acres Harv. For Silage	2/	
Yield - Tons/Acre	2/	
Prod. - Tons	2/	
Farm Value	2/	

Sunflowers, 2002

Acres Planted	2/	
Acres Harvested	2/	
Yield - LB./Acre	2/	
Prod. - LB.	2/	
Farm Value	2/	

Soybeans, 2002

Acres Planted	65,200	12
Acres Harvested	62,800	11
Yield - Bu./Acre	14	92
Prod. - Bu.	879,200	23
Farm Value	\$4,764,000	22
Irrigated Acres Harv.	2/	
Yield - Bu./Acre	2/	
Prod. - Bu.	2/	
Non-Irrigated Acres Harv.	2/	
Yield - Bu./Acre	2/	
Prod. - Bu.	2/	

Alfalfa Hay, 2002

Acres Harvested	2,200	95
Yield - Tons/Acre	2.7	77
Prod. - Tons	5,900	97
Farm Value	\$575,000	97

All Other Hay, 2002

Acres Harvested	40,500	22
Yield - Tons/Acre	1.6	36
Prod. - Tons	63,700	16
Farm Value	\$4,650,000	16

All Hay, 2002

Acres Harvested	42,700	28
Yield - Tons/Acre	1.6	80
Prod. - Tons	69,600	40
Farm Value	\$5,225,000	45
Pasture Acreage-1997 Census Of Ag	112,000	79

Cattle Inventory, Jan. 1, 2003 4/

All Cattle	30,000	86
Cows That Have Calved	15,600	45
Beef	15,000	45
Milk	600	27
Other Cattle	14,400	91
Cattle On Feed	3/	
Calves Born In 2002	14,800	45

Cattle Inventory Value 4/

Cattle & Calves, Jan. 1, 2003	\$20,100,000	84
-------------------------------	--------------	----

Production 1/

Milk, 2002 (1,000 Lbs.)	16,200	10
Farm Value	\$1,895,000	11

1/ Due to the State budget difficulties, hogs, sheep, and poultry value of production are not available at the county level.

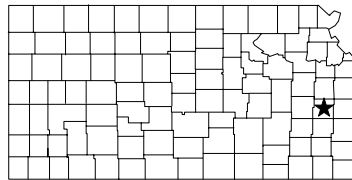
2/ Data not published for all practices because of insufficient reports or relative unimportance of some practices.

3/ Data not published to avoid disclosure of individual reports.

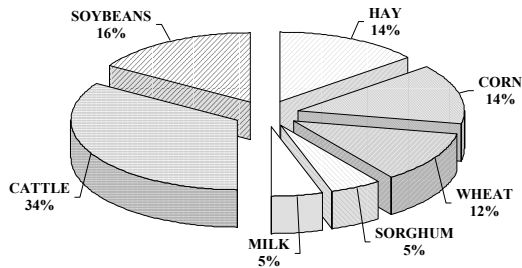
4/ Due to the State budget difficulties, hogs, sheep, and poultry inventories and inventory value are not available at the county level.

09/08/03/1

FARM FACTS 2002-2003



VALUE OF PRODUCTION 1/ ANDERSON COUNTY



Rank in
State

Census Population, 2000	8,110	51
No. Of Farms, 2002	680	36
Land in Farms, 2002 (Acres)	376,000	73
Acres Harvested, 2002	200,150	43
Farm Value of Crops Harv., 2002	\$24,160,700	52
Value of Cattle & Milk Prod, 2002	\$14,921,900	57
Precipitation Jan.-Dec., 2002 (In.)	33.60	15
Precipitation 30 Year Average (In.)	40.40	10

Wheat, 2002

Acres Seeded in 2001	32,400	77
Acres Harvested in 2002	32,200	76
Yield - Bu./Acre	41	24
Prod - Bu.	1,306,000	67
Farm Value	\$4,555,000	67
Irrigated Acres Harv.	2/	
Yield - Bu./Acre	2/	
Prod. - Bu.	2/	
Cont. Crop Dryland Acres Harv.	32,200	40
Yield - Bu./Acre	41	22
Prod. - Bu.	1,306,000	35
Summer Fallow Acres Harv.	2/	
Yield - Bu./Acre	2/	
Prod. - Bu.	2/	

Corn, 2002

Acres Planted	31,200	37
Acres Harv. For Grain	28,900	26
Yield - Bu./Acre	77	68
Prod. - Bu.	2,215,000	37
Farm Value	\$5,071,600	38
Irrigated Acres Harv.	2/	
Yield - Bu./Acre	2/	
Prod. - Bu.	2/	
Non-Irrigated Acres Harv.	2/	
Yield - Bu./Acre	2/	
Prod. - Bu.	2/	
Acres Harv. For Silage	2,300	53
Yield - Tons/Acre	11.3	16
Prod. - Tons	26,000	43
Farm Value	\$437,500	47

Sorghum, 2002

Acres Planted	12,900	75
Acres Harv. For Grain	12,500	72
Yield - Bu./Acre	67	13
Prod. - Bu.	840,300	55
Farm Value	\$2,000,000	55
Irrigated Acres Harv.	2/	
Yield - Bu./Acre	2/	
Prod. - Bu.	2/	
Non-Irrigated Acres Harv.	12,500	47
Yield - Bu./Acre	67	13
Prod. - Bu.	840,300	33
Acres Harv. For Silage	2/	
Yield - Tons/Acre	2/	
Prod. - Tons	2/	
Farm Value	2/	

Sunflowers, 2002

Acres Planted	2/	
Acres Harvested	2/	
Yield - LB./Acre	2/	
Prod. - LB.	2/	
Farm Value	2/	

Soybeans, 2002

Acres Planted	77,800	6
Acres Harvested	75,500	6
Yield - Bu./Acre	15	88
Prod. - Bu.	1,170,200	13
Farm Value	\$6,376,000	13
Irrigated Acres Harv.	2/	
Yield - Bu./Acre	2/	
Prod. - Bu.	2/	
Non-Irrigated Acres Harv.	2/	
Yield - Bu./Acre	2/	
Prod. - Bu.	2/	

Alfalfa Hay, 2002

Acres Harvested	5,100	65
Yield - Tons/Acre	2.5	86
Prod. - Tons	13,000	74
Farm Value	\$1,267,500	74

All Other Hay, 2002

Acres Harvested	42,600	15
Yield - Tons/Acre	1.4	57
Prod. - Tons	59,000	20
Farm Value	\$4,307,000	20

All Hay, 2002

Acres Harvested	47,700	19
Yield - Tons/Acre	1.5	90
Prod. - Tons	72,000	35
Farm Value	\$5,574,500	42
Pasture Acreage-1997 Census Of Ag	149,000	51

Cattle Inventory, Jan. 1, 2003 4/

All Cattle	42,000	58
Cows That Have Calved	16,450	41
Beef	15,900	40
Milk	550	29
Other Cattle	25,550	57
Cattle On Feed	3/	
Calves Born In 2002	15,700	38

Cattle Inventory Value 4/

Cattle & Calves, Jan. 1, 2003	\$28,140,000	56
-------------------------------	--------------	----

Production 1/

Milk, 2002 (1,000 Lbs.)	15,500	12
Farm Value	\$1,814,000	12

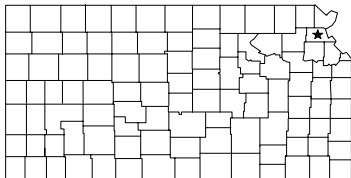
1/ Due to the State budget difficulties, hogs, sheep, and poultry value of production are not available at the county level.

2/ Data not published for all practices because of insufficient reports or relative unimportance of some practices.

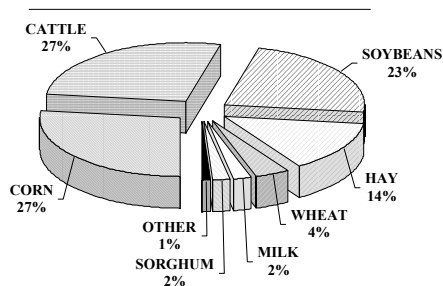
3/ Data not published to avoid disclosure of individual reports.

4/ Due to the State budget difficulties, hogs, sheep, and poultry inventories and inventory value are not available at the county level.

FARM FACTS 2002-2003



VALUE OF PRODUCTION 1/ ATCHISON COUNTY



Rank in
State

Census Population, 2000	16,774	32
No. Of Farms, 2002	680	36
Land in Farms, 2002 (Acres)	254,000	97
Acres Harvested, 2002	149,000	74
Farm Value of Crops Harv., 2002	\$21,493,500	58
Value of Cattle & Milk Prod, 2002	\$9,223,500	91
Precipitation Jan.-Dec., 2002 (In.)	24.92	48
Precipitation 30 Year Average (In.)	36.90	23

Wheat, 2002

Acres Seeded in 2001	7,000	94
Acres Harvested in 2002	6,900	93
Yield - Bu./Acre	44	15
Prod - Bu.	306,000	94
Farm Value	\$1,085,000	94
Irrigated Acres Harv.	2/	
Yield - Bu./Acre	2/	
Prod. - Bu.	2/	
Cont. Crop Dryland Acres Harv.	6,900	82
Yield - Bu./Acre	44	15
Prod. - Bu.	306,000	71
Summer Fallow Acres Harv.	2/	
Yield - Bu./Acre	2/	
Prod. - Bu.	2/	

Corn, 2002

Acres Planted	54,200	21
Acres Harv. For Grain	50,600	18
Yield - Bu./Acre	67	81
Prod. - Bu.	3,395,000	23
Farm Value	\$8,248,600	24
Irrigated Acres Harv.	900	65
Yield - Bu./Acre	138	43
Prod. - Bu.	124,000	65
Non-Irrigated Acres Harv.	49,700	2
Yield - Bu./Acre	66	4
Prod. - Bu.	3,271,000	2
Acres Harv. For Silage	2,800	46
Yield - Tons/Acre	8.2	47
Prod. - Tons	23,000	48
Farm Value	\$410,400	51

Sorghum, 2002

Acres Planted	3,000	97
Acres Harv. For Grain	3,000	95
Yield - Bu./Acre	65	18
Prod. - Bu.	196,000	93
Farm Value	\$480,200	92
Irrigated Acres Harv.	2/	
Yield - Bu./Acre	2/	
Prod. - Bu.	2/	
Non-Irrigated Acres Harv.	3,000	67
Yield - Bu./Acre	65	18
Prod. - Bu.	196,000	66
Acres Harv. For Silage	2/	
Yield - Tons/Acre	2/	
Prod. - Tons	2/	
Farm Value	2/	

Sunflowers, 2002

Acres Planted	2/	
Acres Harvested	2/	
Yield - LB./Acre	2/	
Prod. - LB.	2/	
Farm Value	2/	

Soybeans, 2002

Acres Planted	56,900	15
Acres Harvested	54,600	14
Yield - Bu./Acre	24	45
Prod. - Bu.	1,283,100	9
Farm Value	\$6,965,000	9
Irrigated Acres Harv.	2/	
Yield - Bu./Acre	2/	
Prod. - Bu.	2/	
Non-Irrigated Acres Harv.	2/	
Yield - Bu./Acre	2/	
Prod. - Bu.	2/	

Alfalfa Hay, 2002

Acres Harvested	1,500	100
Yield - Tons/Acre	3.7	29
Prod. - Tons	5,600	99
Farm Value	\$546,000	99

All Other Hay, 2002

Acres Harvested	28,700	31
Yield - Tons/Acre	1.7	30
Prod. - Tons	50,000	27
Farm Value	\$3,650,000	27

All Hay, 2002

Acres Harvested	30,200	46
Yield - Tons/Acre	1.8	63
Prod. - Tons	55,600	55
Farm Value	\$4,196,000	62
Pasture Acreage-1997 Census Of Ag	70,000	95

Cattle Inventory, Jan. 1, 2003 4/

All Cattle	31,000	85
Cows That Have Calved	12,750	68
Beef	3/	
Milk	3/	
Other Cattle	18,250	83
Cattle On Feed	3/	
Calves Born In 2002	12,100	63

Cattle Inventory Value 4/

Cattle & Calves, Jan. 1, 2003	\$20,770,000	83
-------------------------------	--------------	----

Production 1/

Milk, 2002 (1,000 Lbs.)	3/	
Farm Value	3/	

1/ Due to the State budget difficulties, hogs, sheep, and poultry value of production are not available at the county level.

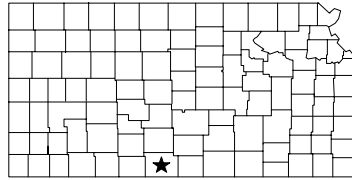
2/ Data not published for all practices because of insufficient reports or relative unimportance of some practices.

3/ Data not published to avoid disclosure of individual reports.

4/ Due to the State budget difficulties, hogs, sheep, and poultry inventories and inventory value are not available at the county level.

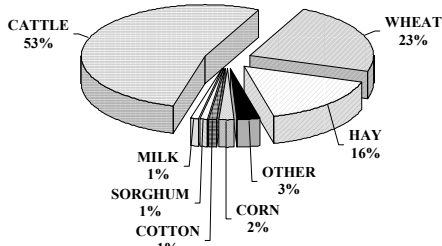
09/08/03/5

FARM FACTS 2002-2003



Rank in
State

VALUE OF PRODUCTION 1/ BARBER COUNTY



Rank in
State

Census Population, 2000	5,307	70
No. Of Farms, 2002	450	69
Land in Farms, 2002 (Acres)	637,000	10
Acres Harvested, 2002	148,930	75
Farm Value of Crops Harv., 2002	\$18,092,800	74
Value of Cattle & Milk Prod, 2002	\$22,043,600	37
Precipitation Jan.-Dec., 2002 (In.)	31.31	24
Precipitation 30 Year Average (In.)	26.21	60

Wheat, 2002

Acres Seeded in 2001	127,000	30
Acres Harvested in 2002	102,400	35
Yield - Bu./Acre	25	91
Prod - Bu.	2,601,000	46
Farm Value	\$9,035,000	45
Irrigated Acres Harv.	1,600	36
Yield - Bu./Acre	45	7
Prod. - Bu.	71,300	36
Cont. Crop Dryland Acres Harv.	92,500	17
Yield - Bu./Acre	25	67
Prod. - Bu.	2,296,100	27
Summer Fallow Acres Harv.	8,300	55
Yield - Bu./Acre	28	40
Prod. - Bu.	233,600	61

Corn, 2002

Acres Planted	3,900	95
Acres Harv. For Grain	2,800	92
Yield - Bu./Acre	116	33
Prod. - Bu.	324,000	84
Farm Value	\$796,900	83
Irrigated Acres Harv.	1,700	56
Yield - Bu./Acre	176	8
Prod. - Bu.	300,000	51
Non-Irrigated Acres Harv.	1,100	50
Yield - Bu./Acre	22	52
Prod. - Bu.	24,000	50
Acres Harv. For Silage	900	81
Yield - Tons/Acre	11.1	19
Prod. - Tons	10,000	69
Farm Value	\$191,700	69

Sorghum, 2002

Acres Planted	6,100	89
Acres Harv. For Grain	3,700	92
Yield - Bu./Acre	37	69
Prod. - Bu.	138,500	96
Farm Value	\$324,100	97
Irrigated Acres Harv.	2/	
Yield - Bu./Acre	2/	
Prod. - Bu.	2/	
Non-Irrigated Acres Harv.	2/	
Yield - Bu./Acre	2/	
Prod. - Bu.	2/	
Acres Harv. For Silage	2,300	6
Yield - Tons/Acre	4.7	11
Prod. - Tons	10,700	6
Farm Value	\$171,700	6

Sunflowers, 2002

Acres Planted	2/
Acres Harvested	2/
Yield - LB./Acre	2/
Prod. - LB.	2/
Farm Value	2/

Soybeans, 2002

Acres Planted	2/
Acres Harvested	2/
Yield - Bu./Acre	2/
Prod. - Bu.	2/
Farm Value	2/
Irrigated Acres Harv.	2/
Yield - Bu./Acre	2/
Prod. - Bu.	2/
Non-Irrigated Acres Harv.	2/
Yield - Bu./Acre	2/
Prod. - Bu.	2/

Alfalfa Hay, 2002

Acres Harvested	6,200	53
Yield - Tons/Acre	4.3	19
Prod. - Tons	26,700	41
Farm Value	\$2,603,000	41

All Other Hay, 2002

Acres Harvested	25,100	37
Yield - Tons/Acre	2.2	5
Prod. - Tons	54,000	21
Farm Value	\$3,942,000	21

All Hay, 2002

Acres Harvested	31,300	42
Yield - Tons/Acre	2.6	26
Prod. - Tons	80,700	27
Farm Value	\$6,545,000	30
Pasture Acreage-1997 Census Of Ag	420,000	3

Cattle Inventory, Jan. 1, 2003 4/

All Cattle	63,000	32
Cows That Have Calved	23,000	15
Beef	3/	
Milk	3/	
Other Cattle	40,000	36
Cattle On Feed	3/	
Calves Born In 2002	21,600	12

Cattle Inventory Value 4/

Cattle & Calves, Jan. 1, 2003	\$42,210,000	30
-------------------------------	--------------	----

Production 1/

Milk, 2002 (1,000 Lbs.)	3/
Farm Value	3/

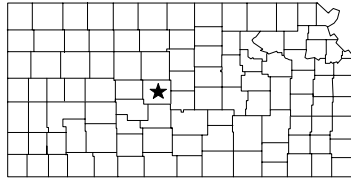
1/ Due to the State budget difficulties, hogs, sheep, and poultry value of production are not available at the county level.

2/ Data not published for all practices because of insufficient reports or relative unimportance of some practices.

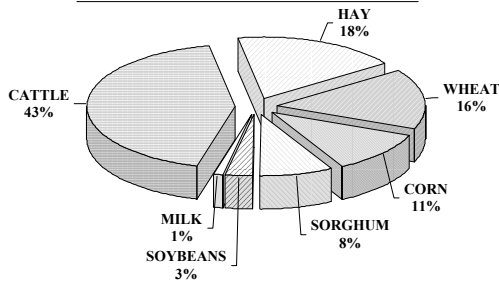
3/ Data not published to avoid disclosure of individual reports.

4/ Due to the State budget difficulties, hogs, sheep, and poultry inventories and inventory value are not available at the county level.

FARM FACTS 2002-2003



VALUE OF PRODUCTION 1/ BARTON COUNTY



Rank in
State

Census Population, 2000	28,205	20
No. Of Farms, 2002	770	26
Land in Farms, 2002 (Acres)	598,000	17
Acres Harvested, 2002	337,550	6
Farm Value of Crops Harv., 2002	\$54,949,200	10
Value of Cattle & Milk Prod, 2002	\$43,041,700	12
Precipitation Jan.-Dec., 2002 (In.)	19.01	64
Precipitation 30 Year Average (In.)	25.96	61

Wheat, 2002

Acres Seeded in 2001	165,000	12
Acres Harvested in 2002	152,700	9
Yield - Bu./Acre	30	74
Prod - Bu.	4,559,000	15
Farm Value	\$16,015,000	15
Irrigated Acres Harv.	2/	
Yield - Bu./Acre	2/	
Prod. - Bu.	2/	
Cont. Crop Dryland Acres Harv.	100,100	14
Yield - Bu./Acre	28	62
Prod. - Bu.	2,775,400	23
Summer Fallow Acres Harv.	52,600	26
Yield - Bu./Acre	34	22
Prod. - Bu.	1,783,600	19

Corn, 2002

Acres Planted	34,500	33
Acres Harv. For Grain	26,700	30
Yield - Bu./Acre	142	19
Prod. - Bu.	3,795,000	22
Farm Value	\$9,637,800	22
Irrigated Acres Harv.	21,400	21
Yield - Bu./Acre	168	15
Prod. - Bu.	3,587,000	20
Non-Irrigated Acres Harv.	5,300	23
Yield - Bu./Acre	39	13
Prod. - Bu.	208,000	23
Acres Harv. For Silage	6,100	23
Yield - Tons/Acre	7.5	55
Prod. - Tons	46,000	29
Farm Value	\$872,500	30

Sorghum, 2002

Acres Planted	59,000	23
Acres Harv. For Grain	55,600	14
Yield - Bu./Acre	55	34
Prod. - Bu.	3,055,200	10
Farm Value	\$7,516,000	9
Irrigated Acres Harv.	4,900	15
Yield - Bu./Acre	101	11
Prod. - Bu.	493,700	9
Non-Irrigated Acres Harv.	50,700	12
Yield - Bu./Acre	51	36
Prod. - Bu.	2,561,500	10
Acres Harv. For Silage	1,000	15
Yield - Tons/Acre	7.3	4
Prod. - Tons	7,300	11
Farm Value	\$116,400	11

Sunflowers, 2002

Acres Planted	2,200	26
Acres Harvested	2,000	24
Yield - LB./Acre	658	27
Prod. - LB.	1,315,000	29
Farm Value	\$153,100	29

Soybeans, 2002

Acres Planted	18,400	53
Acres Harvested	16,200	51
Yield - Bu./Acre	35	20
Prod. - Bu.	558,900	47
Farm Value	\$3,023,000	47
Irrigated Acres Harv.	10,000	8
Yield - Bu./Acre	38	15
Prod. - Bu.	379,100	8
Non-Irrigated Acres Harv.	6,200	15
Yield - Bu./Acre	29	2
Prod. - Bu.	179,800	13

Alfalfa Hay, 2002

Acres Harvested	52,200	2
Yield - Tons/Acre	3.0	56
Prod. - Tons	157,000	2
Farm Value	\$15,308,000	2

All Other Hay, 2002

Acres Harvested	23,500	42
Yield - Tons/Acre	1.3	69
Prod. - Tons	30,000	44
Farm Value	\$2,190,000	44

All Hay, 2002

Acres Harvested	75,700	3
Yield - Tons/Acre	2.5	29
Prod. - Tons	187,000	3
Farm Value	\$17,498,000	2
Pasture Acreage-1997 Census Of Ag	148,000	53

Cattle Inventory, Jan. 1, 2003 4/

All Cattle	118,000	9
Cows That Have Calved	24,150	11
Beef	3/	
Milk	3/	
Other Cattle	93,850	10
Cattle On Feed	51,900	12
Calves Born In 2002	19,500	24

Cattle Inventory Value 4/

Cattle & Calves, Jan. 1, 2003	\$79,060,000	8
-------------------------------	--------------	---

Production 1/

Milk, 2002 (1,000 Lbs.)	3/
Farm Value	3/

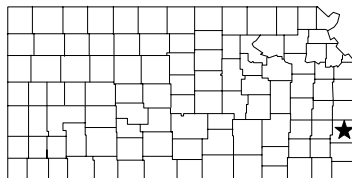
1/ Due to the State budget difficulties, hogs, sheep, and poultry value of production are not available at the county level.

2/ Data not published for all practices because of insufficient reports or relative unimportance of some practices.

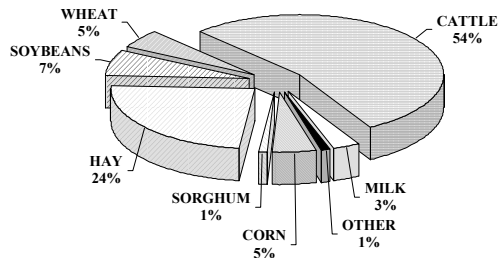
3/ Data not published to avoid disclosure of individual reports.

4/ Due to the State budget difficulties, hogs, sheep, and poultry inventories and inventory value are not available at the county level.

FARM FACTS 2002-2003



VALUE OF PRODUCTION 1/ BOURBON COUNTY



Rank in
State

Census Population, 2000	15,379	34
No. Of Farms, 2002	800	23
Land in Farms, 2002 (Acres)	338,000	83
Acres Harvested, 2002	116,010	90
Farm Value of Crops Harv., 2002	\$12,355,900	94
Value of Cattle & Milk Prod., 2002	\$16,247,500	50
Precipitation Jan.-Dec., 2002 (In.)	34.50	12
Precipitation 30 Year Average (In.)	41.49	5

Wheat, 2002

Acres Seeded in 2001	11,900	88
Acres Harvested in 2002	11,200	88
Yield - Bu./Acre	34	49
Prod - Bu.	379,000	89
Farm Value	\$1,315,000	89
Irrigated Acres Harv.	2/	
Yield - Bu./Acre	2/	
Prod. - Bu.	2/	
Cont. Crop Dryland Acres Harv.	11,200	72
Yield - Bu./Acre	34	47
Prod. - Bu.	379,000	63
Summer Fallow Acres Harv.	2/	
Yield - Bu./Acre	2/	
Prod. - Bu.	2/	

Corn, 2002

Acres Planted	8,300	83
Acres Harv. For Grain	8,000	72
Yield - Bu./Acre	74	75
Prod. - Bu.	595,000	70
Farm Value	\$1,427,800	73
Irrigated Acres Harv.	2/	
Yield - Bu./Acre	2/	
Prod. - Bu.	2/	
Non-Irrigated Acres Harv.	2/	
Yield - Bu./Acre	2/	
Prod. - Bu.	2/	
Acres Harv. For Silage	2/	
Yield - Tons/Acre	2/	
Prod. - Tons	2/	
Farm Value	2/	

Sorghum, 2002

Acres Planted	3,400	96
Acres Harv. For Grain	3,000	95
Yield - Bu./Acre	51	41
Prod. - Bu.	153,800	95
Farm Value	\$363,000	95
Irrigated Acres Harv.	2/	
Yield - Bu./Acre	2/	
Prod. - Bu.	2/	
Non-Irrigated Acres Harv.	3,000	67
Yield - Bu./Acre	51	36
Prod. - Bu.	153,800	69
Acres Harv. For Silage	2/	
Yield - Tons/Acre	2/	
Prod. - Tons	2/	
Farm Value	2/	

Sunflowers, 2002

Acres Planted	2/	
Acres Harvested	2/	
Yield - LB./Acre	2/	
Prod. - LB.	2/	
Farm Value	2/	

Soybeans, 2002

Acres Planted	33,100	37
Acres Harvested	29,100	36
Yield - Bu./Acre	14	92
Prod. - Bu.	392,900	57
Farm Value	\$2,129,000	57
Irrigated Acres Harv.	2/	
Yield - Bu./Acre	2/	
Prod. - Bu.	2/	
Non-Irrigated Acres Harv.	2/	
Yield - Bu./Acre	2/	
Prod. - Bu.	2/	

Alfalfa Hay, 2002

Acres Harvested	5,400	62
Yield - Tons/Acre	2.3	96
Prod. - Tons	12,300	76
Farm Value	\$1,199,000	76

All Other Hay, 2002

Acres Harvested	57,600	5
Yield - Tons/Acre	1.3	69
Prod. - Tons	77,500	8
Farm Value	\$5,657,500	8

All Hay, 2002

Acres Harvested	63,000	9
Yield - Tons/Acre	1.4	98
Prod. - Tons	89,800	20
Farm Value	\$6,856,500	26
Pasture Acreage-1997 Census Of Ag	200,000	29

Cattle Inventory, Jan. 1, 2003 4/

All Cattle	56,000	39
Cows That Have Calved	27,100	5
Beef	26,800	4
Milk	300	50
Other Cattle	28,900	51
Cattle On Feed	3/	
Calves Born In 2002	26,500	3

Cattle Inventory Value 4/

Cattle & Calves, Jan. 1, 2003	\$37,520,000	37
-------------------------------	--------------	----

Production 1/

Milk, 2002 (1,000 Lbs.)	6,900	17
Farm Value	\$807,000	17

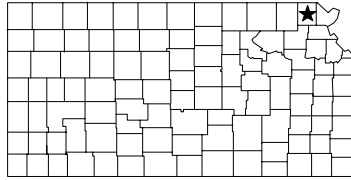
1/ Due to the State budget difficulties, hogs, sheep, and poultry value of production are not available at the county level.

2/ Data not published for all practices because of insufficient reports or relative unimportance of some practices.

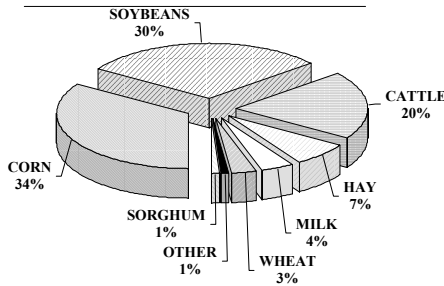
3/ Data not published to avoid disclosure of individual reports.

4/ Due to the State budget difficulties, hogs, sheep, and poultry inventories and inventory value are not available at the county level.

FARM FACTS 2002-2003



VALUE OF PRODUCTION 1/ BROWN COUNTY



Rank in
State

Census Population, 2000	10,724	40
No. Of Farms, 2002	670	38
Land in Farms, 2002 (Acres)	350,000	78
Acres Harvested, 2002	247,700	28
Farm Value of Crops Harv., 2002	\$32,927,700	36
Value of Cattle & Milk Prod., 2002	\$10,545,200	82
Precipitation Jan.-Dec., 2002 (In.)	23.51	53
Precipitation 30 Year Average (In.)	36.40	26

Wheat, 2002

Acres Seeded in 2001	6,700	95
Acres Harvested in 2002	6,600	95
Yield - Bu./Acre	63	1
Prod - Bu.	413,000	88
Farm Value	\$1,465,000	88
Irrigated Acres Harv.	2/	
Yield - Bu./Acre	2/	
Prod. - Bu.	2/	
Cont. Crop Dryland Acres Harv.	6,600	84
Yield - Bu./Acre	63	1
Prod. - Bu.	413,000	59
Summer Fallow Acres Harv.	2/	
Yield - Bu./Acre	2/	
Prod. - Bu.	2/	

Corn, 2002

Acres Planted	107,200	2
Acres Harv. For Grain	99,000	2
Yield - Bu./Acre	57	88
Prod. - Bu.	5,611,000	19
Farm Value	\$13,632,600	19
Irrigated Acres Harv.	2/	
Yield - Bu./Acre	2/	
Prod. - Bu.	2/	
Non-Irrigated Acres Harv.	2/	
Yield - Bu./Acre	2/	
Prod. - Bu.	2/	
Acres Harv. For Silage	7,000	20
Yield - Tons/Acre	8.0	51
Prod. - Tons	56,000	21
Farm Value	\$999,300	26

Sorghum, 2002

Acres Planted	3,900	93
Acres Harv. For Grain	3,900	91
Yield - Bu./Acre	62	23
Prod. - Bu.	243,400	89
Farm Value	\$596,300	89
Irrigated Acres Harv.	2/	
Yield - Bu./Acre	2/	
Prod. - Bu.	2/	
Non-Irrigated Acres Harv.	3,900	64
Yield - Bu./Acre	62	22
Prod. - Bu.	243,400	63
Acres Harv. For Silage	2/	
Yield - Tons/Acre	2/	
Prod. - Tons	2/	
Farm Value	2/	

Sunflowers, 2002

Acres Planted	2/	
Acres Harvested	2/	
Yield - LB./Acre	2/	
Prod. - LB.	2/	
Farm Value	2/	

Soybeans, 2002

Acres Planted	109,300	2
Acres Harvested	105,800	2
Yield - Bu./Acre	23	47
Prod. - Bu.	2,380,500	1
Farm Value	\$12,923,000	1
Irrigated Acres Harv.	2/	
Yield - Bu./Acre	2/	
Prod. - Bu.	2/	
Non-Irrigated Acres Harv.	2/	
Yield - Bu./Acre	2/	
Prod. - Bu.	2/	

Alfalfa Hay, 2002

Acres Harvested	2,700	91
Yield - Tons/Acre	2.3	96
Prod. - Tons	6,300	96
Farm Value	\$614,000	96

All Other Hay, 2002

Acres Harvested	22,100	44
Yield - Tons/Acre	1.6	36
Prod. - Tons	36,000	37
Farm Value	\$2,628,000	37

All Hay, 2002

Acres Harvested	24,800	58
Yield - Tons/Acre	1.7	72
Prod. - Tons	42,300	71
Farm Value	\$3,242,000	77
Pasture Acreage-1997 Census Of Ag	59,000	97

Cattle Inventory, Jan. 1, 2003 4/

All Cattle	30,000	86
Cows That Have Calved	10,950	83
Beef	3/	
Milk	3/	
Other Cattle	19,050	80
Cattle On Feed	3/	
Calves Born In 2002	10,000	82

Cattle Inventory Value 4/

Cattle & Calves, Jan. 1, 2003	\$20,100,000	84
-------------------------------	--------------	----

Production 1/

Milk, 2002 (1,000 Lbs.)	3/	
Farm Value	3/	

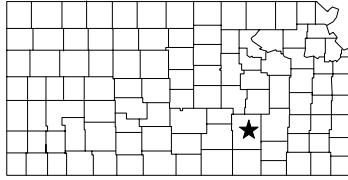
1/ Due to the State budget difficulties, hogs, sheep, and poultry value of production are not available at the county level.

2/ Data not published for all practices because of insufficient reports or relative unimportance of some practices.

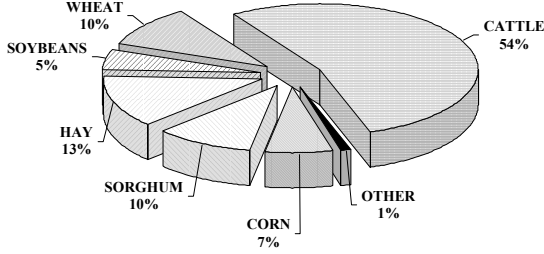
3/ Data not published to avoid disclosure of individual reports.

4/ Due to the State budget difficulties, hogs, sheep, and poultry inventories and inventory value are not available at the county level.

FARM FACTS 2002-2003



VALUE OF PRODUCTION 1/ BUTLER COUNTY



Rank in
State

Census Population, 2000	59,482	9
No. Of Farms, 2002	1,260	3
Land in Farms, 2002 (Acres)	765,000	1
Acres Harvested, 2002	260,190	22
Farm Value of Crops Harv., 2002	\$38,277,600	25
Value of Cattle & Milk Prod, 2002	\$45,329,500	11
Precipitation Jan.-Dec., 2002 (In.)	34.98	9
Precipitation 30 Year Average (In.)	34.75	32

Wheat, 2002

Acres Seeded in 2001	59,700	70
Acres Harvested in 2002	58,000	63
Yield - Bu./Acre	40	27
Prod - Bu.	2,340,000	49
Farm Value	\$8,125,000	48
Irrigated Acres Harv.	2/	
Yield - Bu./Acre	2/	
Prod. - Bu.	2/	
Cont. Crop Dryland Acres Harv.	58,000	30
Yield - Bu./Acre	40	27
Prod. - Bu.	2,340,000	25
Summer Fallow Acres Harv.	2/	
Yield - Bu./Acre	2/	
Prod. - Bu.	2/	

Corn, 2002

Acres Planted	32,500	35
Acres Harv. For Grain	28,900	26
Yield - Bu./Acre	77	68
Prod. - Bu.	2,231,000	36
Farm Value	\$5,353,600	36
Irrigated Acres Harv.	2/	
Yield - Bu./Acre	2/	
Prod. - Bu.	2/	
Non-Irrigated Acres Harv.	2/	
Yield - Bu./Acre	2/	
Prod. - Bu.	2/	
Acres Harv. For Silage	3,600	39
Yield - Tons/Acre	8.2	47
Prod. - Tons	29,500	39
Farm Value	\$535,300	42

09/08/03/15

Rank in
State

Sorghum, 2002

Acres Planted	55,400	27
Acres Harv. For Grain	54,000	17
Yield - Bu./Acre	66	15
Prod. - Bu.	3,572,600	8
Farm Value	\$8,431,500	8
Irrigated Acres Harv.	2/	
Yield - Bu./Acre	2/	
Prod. - Bu.	2/	
Non-Irrigated Acres Harv.	54,000	10
Yield - Bu./Acre	66	15
Prod. - Bu.	3,572,600	5
Acres Harv. For Silage	2/	
Yield - Tons/Acre	2/	
Prod. - Tons	2/	
Farm Value	2/	

Sunflowers, 2002

Acres Planted	2/	
Acres Harvested	2/	
Yield - LB./Acre	2/	
Prod. - LB.	2/	
Farm Value	2/	

Soybeans, 2002

Acres Planted	38,000	25
Acres Harvested	36,800	24
Yield - Bu./Acre	23	47
Prod. - Bu.	846,400	28
Farm Value	\$4,586,000	27
Irrigated Acres Harv.	2/	
Yield - Bu./Acre	2/	
Prod. - Bu.	2/	
Non-Irrigated Acres Harv.	2/	
Yield - Bu./Acre	2/	
Prod. - Bu.	2/	

Alfalfa Hay, 2002

Acres Harvested	11,900	24
Yield - Tons/Acre	2.7	77
Prod. - Tons	31,600	35
Farm Value	\$3,081,000	35

All Other Hay, 2002

Acres Harvested	63,900	3
Yield - Tons/Acre	1.6	36
Prod. - Tons	102,200	4
Farm Value	\$7,460,500	4

All Hay, 2002

Acres Harvested	75,800	2
Yield - Tons/Acre	1.8	63
Prod. - Tons	133,800	9
Farm Value	\$10,541,500	9
Pasture Acreage-1997 Census Of Ag	483,000	2

Cattle Inventory, Jan. 1, 2003 4/

All Cattle	98,000	11
Cows That Have Calved	24,950	9
Beef	3/	
Milk	3/	
Other Cattle	73,050	12
Cattle On Feed	15,900	31
Calves Born In 2002	24,400	5

Cattle Inventory Value 4/

Cattle & Calves, Jan. 1, 2003	\$65,660,000	10
-------------------------------	--------------	----

Production 1/

Milk, 2002 (1,000 Lbs.)	3/	
Farm Value	3/	

1/ Due to the State budget difficulties, hogs, sheep, and poultry value of production are not available at the county level.

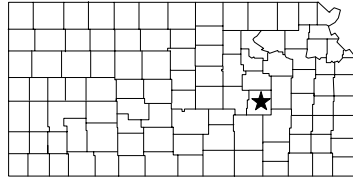
2/ Data not published for all practices because of insufficient reports or relative unimportance of some practices.

3/ Data not published to avoid disclosure of individual reports.

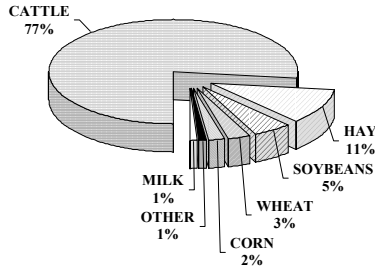
4/ Due to the State budget difficulties, hogs, sheep, and poultry inventories and inventory value are not available at the county level.

09/08/03/15

FARM FACTS 2002-2003



VALUE OF PRODUCTION 1/ CHASE COUNTY



		Rank in State
Census Population, 2000	3,030	93
No. Of Farms, 2002	280	92
Land in Farms, 2002 (Acres)	368,000	75
Acres Harvested, 2002	68,700	100
Farm Value of Crops Harv., 2002	\$8,896,900	98
Value of Cattle & Milk Prod., 2002	\$31,840,100	18
Precipitation Jan.-Dec., 2002 (In.)	28.80	35
Precipitation 30 Year Average (In.)	34.04	33

		Rank in State
Wheat, 2002		
Acres Seeded in 2001	11,400	89
Acres Harvested in 2002	10,300	89
Yield - Bu./Acre	36	41
Prod - Bu.	373,000	90
Farm Value	\$1,305,000	90
Irrigated Acres Harv.	2/	
Yield - Bu./Acre	2/	
Prod. - Bu.	2/	
Cont. Crop Dryland Acres Harv.	10,300	74
Yield - Bu./Acre	36	40
Prod. - Bu.	373,000	65
Summer Fallow Acres Harv.	2/	
Yield - Bu./Acre	2/	
Prod. - Bu.	2/	

		Rank in State
Corn, 2002		
Acres Planted	8,300	83
Acres Harv. For Grain	6,100	78
Yield - Bu./Acre	50	98
Prod. - Bu.	303,000	89
Farm Value	\$693,800	90
Irrigated Acres Harv.	2/	
Yield - Bu./Acre	2/	
Prod. - Bu.	2/	
Non-Irrigated Acres Harv.	2/	
Yield - Bu./Acre	2/	
Prod. - Bu.	2/	
Acres Harv. For Silage	2,200	56
Yield - Tons/Acre	8.2	47
Prod. - Tons	18,000	57
Farm Value	\$302,900	59

		Rank in State
Sorghum, 2002		
Acres Planted	2,200	100
Acres Harv. For Grain	1,900	100
Yield - Bu./Acre	33	79
Prod. - Bu.	61,800	103
Farm Value	\$147,100	103
Irrigated Acres Harv.	2/	
Yield - Bu./Acre	2/	
Prod. - Bu.	2/	
Non-Irrigated Acres Harv.	1,900	72
Yield - Bu./Acre	33	54
Prod. - Bu.	61,800	74
Acres Harv. For Silage	2/	
Yield - Tons/Acre	2/	
Prod. - Tons	2/	
Farm Value	2/	

		Rank in State
Sunflowers, 2002		
Acres Planted	2/	
Acres Harvested	2/	
Yield - LB./Acre	2/	
Prod. - LB.	2/	
Farm Value	2/	

		Rank in State
Soybeans, 2002		
Acres Planted	18,600	51
Acres Harvested	17,000	50
Yield - Bu./Acre	20	63
Prod. - Bu.	340,000	60
Farm Value	\$1,852,000	59
Irrigated Acres Harv.	2/	
Yield - Bu./Acre	2/	
Prod. - Bu.	2/	
Non-Irrigated Acres Harv.	2/	
Yield - Bu./Acre	2/	
Prod. - Bu.	2/	

		Rank in State
Alfalfa Hay, 2002		
Acres Harvested	5,600	61
Yield - Tons/Acre	2.6	80
Prod. - Tons	14,500	68
Farm Value	\$1,414,000	68

		Rank in State
All Other Hay, 2002		
Acres Harvested	24,200	41
Yield - Tons/Acre	1.7	30
Prod. - Tons	42,000	31
Farm Value	\$3,066,000	31

		Rank in State
All Hay, 2002		
Acres Harvested	29,800	47
Yield - Tons/Acre	1.9	56
Prod. - Tons	56,500	53
Farm Value	\$4,480,000	56
Pasture Acreage-1997 Census Of Ag	337,000	9

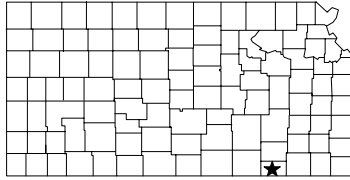
		Rank in State
Cattle Inventory, Jan. 1, 2003 4/		
All Cattle	66,000	28
Cows That Have Calved	14,800	54
Beef	3/	
Milk	3/	
Other Cattle	51,200	25
Cattle On Feed	3/	
Calves Born In 2002	14,000	55

		Rank in State
Cattle Inventory Value 4/		
Cattle & Calves, Jan. 1, 2003	\$44,220,000	26

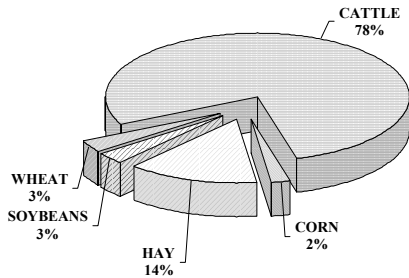
		Rank in State
Production 1/		
Milk, 2002 (1,000 Lbs.)	3/	
Farm Value	3/	

- 1/ Due to the State budget difficulties, hogs, sheep, and poultry value of production are not available at the county level.
- 2/ Data not published for all practices because of insufficient reports or relative unimportance of some practices.
- 3/ Data not published to avoid disclosure of individual reports.
- 4/ Due to the State budget difficulties, hogs, sheep, and poultry inventories and inventory value are not available at the county level.

FARM FACTS 2002-2003



VALUE OF PRODUCTION 1/ CHAUTAUQUA COUNTY



Rank in
State

Census Population, 2000	4,359	77
No. Of Farms, 2002	360	83
Land in Farms, 2002 (Acres)	389,000	71
Acres Harvested, 2002	42,300	104
Farm Value of Crops Harv., 2002	\$5,045,600	104
Value of Cattle & Milk Prod., 2002	\$17,800,800	45
Precipitation Jan.-Dec., 2002 (In.)	35.62	6
Precipitation 30 Year Average (In.)	38.67	18

Wheat, 2002

Acres Seeded in 2001	6,000	98
Acres Harvested in 2002	5,500	100
Yield - Bu./Acre	32	60
Prod - Bu.	178,000	102
Farm Value	\$620,000	102
Irrigated Acres Harv.	2/	
Yield - Bu./Acre	2/	
Prod. - Bu.	2/	
Cont. Crop Dryland Acres Harv.	5,500	90
Yield - Bu./Acre	32	53
Prod. - Bu.	178,000	86
Summer Fallow Acres Harv.	2/	
Yield - Bu./Acre	2/	
Prod. - Bu.	2/	

Corn, 2002

Acres Planted	1,900	101
Acres Harv. For Grain	1,700	98
Yield - Bu./Acre	92	53
Prod. - Bu.	157,000	95
Farm Value	\$376,700	95
Irrigated Acres Harv.	2/	
Yield - Bu./Acre	2/	
Prod. - Bu.	2/	
Non-Irrigated Acres Harv.	2/	
Yield - Bu./Acre	2/	
Prod. - Bu.	2/	
Acres Harv. For Silage	2/	
Yield - Tons/Acre	2/	
Prod. - Tons	2/	
Farm Value	2/	

Sorghum, 2002

Acres Planted	1,300	103
Acres Harv. For Grain	1,300	102
Yield - Bu./Acre	71	8
Prod. - Bu.	92,800	100
Farm Value	\$219,000	100
Irrigated Acres Harv.	2/	
Yield - Bu./Acre	2/	
Prod. - Bu.	2/	
Non-Irrigated Acres Harv.	1,300	74
Yield - Bu./Acre	71	8
Prod. - Bu.	92,800	72
Acres Harv. For Silage	2/	
Yield - Tons/Acre	2/	
Prod. - Tons	2/	
Farm Value	2/	

Sunflowers, 2002

Acres Planted	2/	
Acres Harvested	2/	
Yield - LB./Acre	2/	
Prod. - LB.	2/	
Farm Value	2/	

Soybeans, 2002

Acres Planted	4,700	81
Acres Harvested	4,500	80
Yield - Bu./Acre	25	41
Prod. - Bu.	112,500	82
Farm Value	\$610,000	82
Irrigated Acres Harv.	2/	
Yield - Bu./Acre	2/	
Prod. - Bu.	2/	
Non-Irrigated Acres Harv.	2/	
Yield - Bu./Acre	2/	
Prod. - Bu.	2/	

Alfalfa Hay, 2002

Acres Harvested	3,000	88
Yield - Tons/Acre	3.0	56
Prod. - Tons	8,900	86
Farm Value	\$868,000	86

All Other Hay, 2002

Acres Harvested	25,900	34
Yield - Tons/Acre	1.2	83
Prod. - Tons	31,400	42
Farm Value	\$2,292,000	42

All Hay, 2002

Acres Harvested	28,900	51
Yield - Tons/Acre	1.4	98
Prod. - Tons	40,300	76
Farm Value	\$3,160,000	79
Pasture Acreage-1997 Census Of Ag	340,000	7

Cattle Inventory, Jan. 1, 2003 4/

All Cattle	60,000	35
Cows That Have Calved	22,900	17
Beef	22,900	12
Other Cattle	37,100	41
Cattle On Feed	3/	
Calves Born In 2002	21,800	11

Cattle Inventory Value 4/

Cattle & Calves, Jan. 1, 2003	\$40,200,000	33
-------------------------------	--------------	----

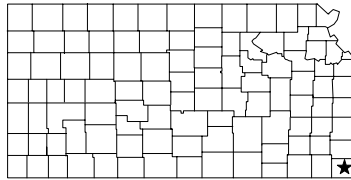
1/ Due to the State budget difficulties, hogs, sheep, and poultry value of production are not available at the county level.

2/ Data not published for all practices because of insufficient reports or relative unimportance of some practices.

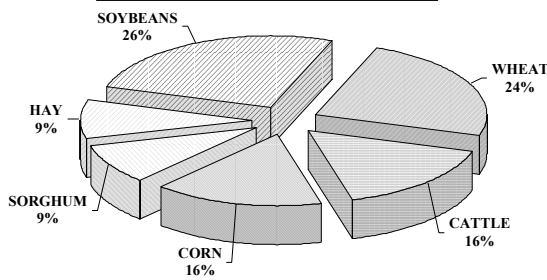
3/ Data not published to avoid disclosure of individual reports.

4/ Due to the State budget difficulties, hogs, sheep, and poultry inventories and inventory value are not available at the county level.

FARM FACTS 2002-2003



VALUE OF PRODUCTION 1/ CHEROKEE COUNTY



Rank in
State

Census Population, 2000	22,605	26
No. Of Farms, 2002	770	26
Land in Farms, 2002 (Acres)	275,000	94
Acres Harvested, 2002	242,910	29
Farm Value of Crops Harv., 2002	\$36,549,650	27
Value of Cattle & Milk Prod, 2002	\$6,972,800	98
Precipitation Jan.-Dec., 2002 (In.)	34.34	13
Precipitation 30 Year Average (In.)	41.81	3

Wheat, 2002

Acres Seeded in 2001	72,100	68
Acres Harvested in 2002	70,500	55
Yield - Bu./Acre	42	20
Prod - Bu.	2,959,000	42
Farm Value	\$10,275,000	39
Irrigated Acres Harv.	2/	2/
Yield - Bu./Acre	2/	2/
Prod. - Bu.	2/	2/
Cont. Crop Dryland Acres Harv.	70,500	26
Yield - Bu./Acre	42	20
Prod. - Bu.	2,959,000	22
Summer Fallow Acres Harv.	2/	2/
Yield - Bu./Acre	2/	2/
Prod. - Bu.	2/	2/

Corn, 2002

Acres Planted	24,300	51
Acres Harv. For Grain	24,100	37
Yield - Bu./Acre	118	31
Prod. - Bu.	2,838,000	28
Farm Value	\$6,810,200	29
Irrigated Acres Harv.	2/	2/
Yield - Bu./Acre	2/	2/
Prod. - Bu.	2/	2/
Non-Irrigated Acres Harv.	2/	2/
Yield - Bu./Acre	2/	2/
Prod. - Bu.	2/	2/
Acres Harv. For Silage	2/	2/
Yield - Tons/Acre	2/	2/
Prod. - Tons	2/	2/
Farm Value	2/	2/

Sorghum, 2002

Acres Planted	18,200	69
Acres Harv. For Grain	17,600	63
Yield - Bu./Acre	89	1
Prod. - Bu.	1,561,300	33
Farm Value	\$3,684,700	32
Irrigated Acres Harv.	2/	2/
Yield - Bu./Acre	2/	2/
Prod. - Bu.	2/	2/
Non-Irrigated Acres Harv.	17,600	39
Yield - Bu./Acre	89	1
Prod. - Bu.	1,561,300	17
Acres Harv. For Silage	2/	2/
Yield - Tons/Acre	2/	2/
Prod. - Tons	2/	2/
Farm Value	2/	2/

Sunflowers, 2002

Acres Planted	2/	2/
Acres Harvested	2/	2/
Yield - LB./Acre	2/	2/
Prod. - LB.	2/	2/
Farm Value	2/	2/

Soybeans, 2002

Acres Planted	99,700	3
Acres Harvested	96,700	3
Yield - Bu./Acre	22	55
Prod. - Bu.	2,124,100	3
Farm Value	\$11,509,000	3
Irrigated Acres Harv.	2/	2/
Yield - Bu./Acre	2/	2/
Prod. - Bu.	2/	2/
Non-Irrigated Acres Harv.	2/	2/
Yield - Bu./Acre	2/	2/
Prod. - Bu.	2/	2/

Alfalfa Hay, 2002

Acres Harvested	1,400	101
Yield - Tons/Acre	2.6	80
Prod. - Tons	3,700	103
Farm Value	\$360,500	104

All Other Hay, 2002

Acres Harvested	31,500	27
Yield - Tons/Acre	1.5	48
Prod. - Tons	46,500	29
Farm Value	\$3,394,500	29

All Hay, 2002

Acres Harvested	32,900	40
Yield - Tons/Acre	1.5	90
Prod. - Tons	50,200	60
Farm Value	\$3,755,000	70
Pasture Acreage-1997 Census Of Ag	64,000	96

Cattle Inventory, Jan. 1, 2003 4/

All Cattle	27,000	92
Cows That Have Calved	15,500	47
Beef	15,500	41
Other Cattle	11,500	98
Cattle On Feed	3/	3/
Calves Born In 2002	14,400	51

Cattle Inventory Value 4/

Cattle & Calves, Jan. 1, 2003	\$18,090,000	90
-------------------------------	--------------	----

Production 1/

Milk, 2002 (1,000 Lbs.)	3/	3/
Farm Value	3/	3/

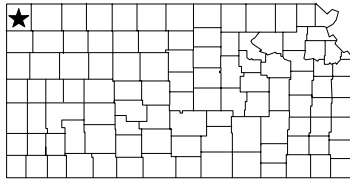
1/ Due to the State budget difficulties, hogs, sheep, and poultry value of production are not available at the county level.

2/ Data not published for all practices because of insufficient reports or relative unimportance of some practices.

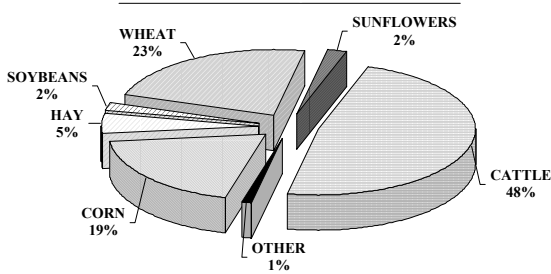
3/ Data not published to avoid disclosure of individual reports.

4/ Due to the State budget difficulties, hogs, sheep, and poultry inventories and inventory value are not available at the county level.

FARM FACTS 2002-2003



VALUE OF PRODUCTION 1/ CHEYENNE COUNTY



Rank in
State

Census Population, 2000	3,165	90
No. Of Farms, 2002	410	78
Land in Farms, 2002 (Acres)	612,000	15
Acres Harvested, 2002	165,130	62
Farm Value of Crops Harv., 2002	\$20,517,800	64
Value of Cattle & Milk Prod., 2002	\$18,722,200	43
Precipitation Jan.-Dec., 2002 (In.)	11.07	99
Precipitation 30 Year Average (In.)	17.71	98

Wheat, 2002

Acres Seeded in 2001	133,000	26
Acres Harvested in 2002	116,500	24
Yield - Bu./Acre	22	97
Prod - Bu.	2,605,000	45
Farm Value	\$8,865,000	46
Irrigated Acres Harv.	6,000	26
Yield - Bu./Acre	43	13
Prod. - Bu.	255,100	23
Cont. Crop Dryland Acres Harv.	14,700	63
Yield - Bu./Acre	24	72
Prod. - Bu.	357,500	67
Summer Fallow Acres Harv.	95,800	7
Yield - Bu./Acre	21	53
Prod. - Bu.	1,992,400	14

Corn, 2002

Acres Planted	35,900	30
Acres Harv. For Grain	22,200	44
Yield - Bu./Acre	115	36
Prod. - Bu.	2,558,000	33
Farm Value	\$6,419,600	32
Irrigated Acres Harv.	20,700	22
Yield - Bu./Acre	122	58
Prod. - Bu.	2,525,000	25
Non-Irrigated Acres Harv.	1,500	45
Yield - Bu./Acre	22	52
Prod. - Bu.	33,000	46
Acres Harv. For Silage	4,700	31
Yield - Tons/Acre	11.3	16
Prod. - Tons	53,000	25
Farm Value	\$1,043,100	23

Sorghum, 2002

Acres Planted	5,200	90
Acres Harv. For Grain	2,000	99
Yield - Bu./Acre	33	79
Prod. - Bu.	65,500	102
Farm Value	\$150,700	102
Irrigated Acres Harv.	1,100	33
Yield - Bu./Acre	44	38
Prod. - Bu.	48,300	36
Non-Irrigated Acres Harv.	900	76
Yield - Bu./Acre	19	70
Prod. - Bu.	17,200	76
Acres Harv. For Silage	2/	
Yield - Tons/Acre	2/	
Prod. - Tons	2/	
Farm Value	2/	

Sunflowers, 2002

Acres Planted	6,100	12
Acres Harvested	4,000	14
Yield - LB./Acre	1,502	2
Prod. - LB.	6,009,100	5
Farm Value	\$723,100	5

Soybeans, 2002

Acres Planted	4,300	82
Acres Harvested	3,700	82
Yield - Bu./Acre	43	10
Prod. - Bu.	159,100	73
Farm Value	\$848,000	73
Irrigated Acres Harv.	2/	
Yield - Bu./Acre	2/	
Prod. - Bu.	2/	
Non-Irrigated Acres Harv.	2/	
Yield - Bu./Acre	2/	
Prod. - Bu.	2/	

Alfalfa Hay, 2002

Acres Harvested	3,400	79
Yield - Tons/Acre	4.8	15
Prod. - Tons	16,300	63
Farm Value	\$1,589,500	63

All Other Hay, 2002

Acres Harvested	6,100	84
Yield - Tons/Acre	1.0	99
Prod. - Tons	6,300	90
Farm Value	\$460,000	90

All Hay, 2002

Acres Harvested	9,500	94
Yield - Tons/Acre	2.4	32
Prod. - Tons	22,600	94
Farm Value	\$2,049,500	94
Pasture Acreage-1997 Census Of Ag	205,000	28

Cattle Inventory, Jan. 1, 2003 4/

All Cattle	43,000	56
Cows That Have Calved	13,300	60
Beef	13,300	55
Other Cattle	29,700	49
Cattle On Feed	3/	
Calves Born In 2002	12,100	63

Cattle Inventory Value 4/

Cattle & Calves, Jan. 1, 2003	\$28,810,000	54
-------------------------------	--------------	----

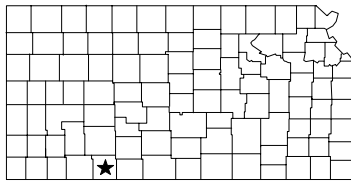
1/ Due to the State budget difficulties, hogs, sheep, and poultry value of production are not available at the county level.

2/ Data not published for all practices because of insufficient reports or relative unimportance of some practices.

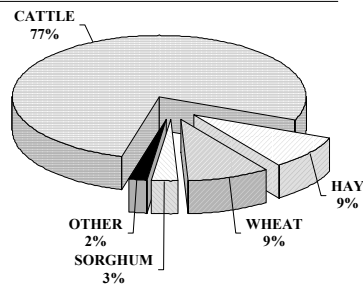
3/ Data not published to avoid disclosure of individual reports.

4/ Due to the State budget difficulties, hogs, sheep, and poultry inventories and inventory value are not available at the county level.

FARM FACTS 2002-2003



VALUE OF PRODUCTION 1/ CLARK COUNTY



25

		Rank in State
Census Population, 2000	2,390	100
No. Of Farms, 2002	250	99
Land in Farms, 2002 (Acres)	582,000	20
Acres Harvested, 2002	84,900	98
Farm Value of Crops Harv., 2002	\$8,155,600	99
Value of Cattle & Milk Prod, 2002	\$26,809,500	23
Precipitation Jan.-Dec., 2002 (In.)	19.01	64
Precipitation 30 Year Average (In.)	21.99	78

Wheat, 2002

Acres Seeded in 2001	109,000	42
Acres Harvested in 2002	54,700	65
Yield - Bu./Acre	18	102
Prod - Bu.	981,000	78
Farm Value	\$3,300,000	79
Irrigated Acres Harv.	1,400	38
Yield - Bu./Acre	42	15
Prod. - Bu.	59,300	38
Cont. Crop Dryland Acres Harv.	14,600	66
Yield - Bu./Acre	11	102
Prod. - Bu.	155,500	89
Summer Fallow Acres Harv.	38,700	30
Yield - Bu./Acre	20	55
Prod. - Bu.	766,200	39

Corn, 2002

Acres Planted	800	105
Acres Harv. For Grain	700	104
Yield - Bu./Acre	176	5
Prod. - Bu.	123,000	99
Farm Value	\$317,300	99
Irrigated Acres Harv.	2/	
Yield - Bu./Acre	2/	
Prod. - Bu.	2/	
Non-Irrigated Acres Harv.	2/	
Yield - Bu./Acre	2/	
Prod. - Bu.	2/	
Acres Harv. For Silage	2/	
Yield - Tons/Acre	2/	
Prod. - Tons	2/	
Farm Value	2/	

Sorghum, 2002

Acres Planted	18,500	67
Acres Harv. For Grain	17,000	64
Yield - Bu./Acre	28	89
Prod. - Bu.	482,600	77
Farm Value	\$1,119,700	78
Irrigated Acres Harv.	2/	
Yield - Bu./Acre	2/	
Prod. - Bu.	2/	
Non-Irrigated Acres Harv.	2/	
Yield - Bu./Acre	2/	
Prod. - Bu.	2/	
Acres Harv. For Silage	2/	
Yield - Tons/Acre	2/	
Prod. - Tons	2/	
Farm Value	2/	

Sunflowers, 2002

Acres Planted	2/	
Acres Harvested	2/	
Yield - LB./Acre	2/	
Prod. - LB.	2/	
Farm Value	2/	

Soybeans, 2002

Acres Planted	2/	
Acres Harvested	2/	
Yield - Bu./Acre	2/	
Prod. - Bu.	2/	
Farm Value	2/	
Irrigated Acres Harv.	2/	
Yield - Bu./Acre	2/	
Prod. - Bu.	2/	
Non-Irrigated Acres Harv.	2/	
Yield - Bu./Acre	2/	
Prod. - Bu.	2/	

Alfalfa Hay, 2002

Acres Harvested	6,500	51
Yield - Tons/Acre	4.0	23
Prod. - Tons	25,900	42
Farm Value	\$2,525,000	42

All Other Hay, 2002

Acres Harvested	5,500	87
Yield - Tons/Acre	2.0	11
Prod. - Tons	10,900	80
Farm Value	\$795,500	80

All Hay, 2002

Acres Harvested	12,000	88
Yield - Tons/Acre	3.1	16
Prod. - Tons	36,800	78
Farm Value	\$3,320,500	76
Pasture Acreage-1997 Census Of Ag	365,000	5

Cattle Inventory, Jan. 1, 2003 4/

All Cattle	80,000	16
Cows That Have Calved	13,000	65
Beef	13,000	58
Other Cattle	67,000	15
Cattle On Feed	31,500	19
Calves Born In 2002	11,700	68

Cattle Inventory Value 4/

Cattle & Calves, Jan. 1, 2003	\$53,600,000	15
-------------------------------	--------------	----

Production 1/

Milk, 2002 (1,000 Lbs.)	3/	
Farm Value	3/	

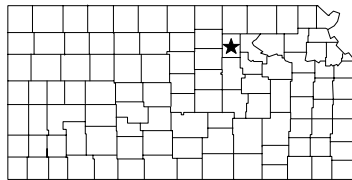
1/ Due to the State budget difficulties, hogs, sheep, and poultry value of production are not available at the county level.

2/ Data not published for all practices because of insufficient reports or relative unimportance of some practices.

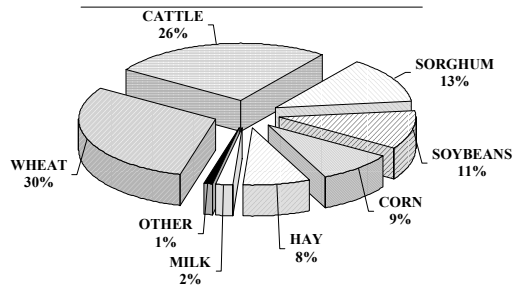
3/ Data not published to avoid disclosure of individual reports.

4/ Due to the State budget difficulties, hogs, sheep, and poultry inventories and inventory value are not available at the county level.

FARM FACTS 2002-2003



VALUE OF PRODUCTION 1/ CLAY COUNTY



Rank in
State

		Rank in State
Census Population, 2000	8,822	47
No. Of Farms, 2002	570	45
Land in Farms, 2002 (Acres)	380,000	72
Acres Harvested, 2002	220,720	33
Farm Value of Crops Harv., 2002	\$29,964,800	42
Value of Cattle & Milk Prod, 2002	\$11,440,100	74
Precipitation Jan.-Dec., 2002 (In.)	18.36	68
Precipitation 30 Year Average (In.)	30.48	45

<u>Wheat, 2002</u>		
Acres Seeded in 2001	84,000	62
Acres Harvested in 2002	80,500	49
Yield - Bu./Acre	45	11
Prod - Bu.	3,590,000	27
Farm Value	\$12,290,000	26
Irrigated Acres Harv.	2/	
Yield - Bu./Acre	2/	
Prod. - Bu.	2/	
Cont. Crop Dryland Acres Harv.	74,800	24
Yield - Bu./Acre	45	13
Prod. - Bu.	3,336,900	18
Summer Fallow Acres Harv.	5,700	63
Yield - Bu./Acre	44	6
Prod. - Bu.	253,100	59

<u>Corn, 2002</u>		
Acres Planted	20,200	56
Acres Harv. For Grain	11,100	63
Yield - Bu./Acre	127	28
Prod. - Bu.	1,405,000	50
Farm Value	\$3,371,500	50
Irrigated Acres Harv.	8,500	34
Yield - Bu./Acre	156	23
Prod. - Bu.	1,330,000	34
Non-Irrigated Acres Harv.	2,600	37
Yield - Bu./Acre	29	34
Prod. - Bu.	75,000	36
Acres Harv. For Silage	4,500	33
Yield - Tons/Acre	6.4	69
Prod. - Tons	29,000	40
Farm Value	\$538,200	41

09/08/03/27

<u>Sorghum, 2002</u>		
Acres Planted	45,400	36
Acres Harv. For Grain	44,500	25
Yield - Bu./Acre	50	46
Prod. - Bu.	2,239,700	17
Farm Value	\$5,397,900	17
Irrigated Acres Harv.	2/	
Yield - Bu./Acre	2/	
Prod. - Bu.	2/	
Non-Irrigated Acres Harv.	2/	
Yield - Bu./Acre	2/	
Prod. - Bu.	2/	
Acres Harv. For Silage	2/	
Yield - Tons/Acre	2/	
Prod. - Tons	2/	
Farm Value	2/	

<u>Sunflowers, 2002</u>		
Acres Planted	2/	
Acres Harvested	2/	
Yield - LB./Acre	2/	
Prod. - LB.	2/	
Farm Value	2/	

<u>Soybeans, 2002</u>		
Acres Planted	55,900	16
Acres Harvested	50,800	17
Yield - Bu./Acre	18	72
Prod. - Bu.	889,000	22
Farm Value	\$4,719,000	23
Irrigated Acres Harv.	10,800	7
Yield - Bu./Acre	46	7
Prod. - Bu.	497,300	6
Non-Irrigated Acres Harv.	40,000	2
Yield - Bu./Acre	10	18
Prod. - Bu.	391,700	5

<u>Alfalfa Hay, 2002</u>		
Acres Harvested	9,000	35
Prod. - Tons	21,200	52
Yield - Tons/Acre	1.0	99
Farm Value	\$2,067,000	52

<u>All Other Hay, 2002</u>		
Acres Harvested	18,700	48
Yield - Tons/Acre	1.0	99
Prod. - Tons	19,500	56
Farm Value	\$1,423,500	56

<u>All Hay, 2002</u>		
Acres Harvested	27,700	54
Yield - Tons/Acre	1.5	90
Prod. - Tons	40,700	74
Farm Value	\$3,490,500	74
Pasture Acreage-1997 Census Of Ag	131,000	67

<u>Cattle Inventory, Jan. 1, 2003 4/</u>		
All Cattle	35,000	75
Cows That Have Calved	12,600	70
Beef	3/	
Milk	3/	
Other Cattle	22,400	69
Cattle On Feed	3/	
Calves Born In 2002	12,500	61

<u>Cattle Inventory Value 4/</u>		
Cattle & Calves, Jan. 1, 2003	\$23,450,000	73

<u>Production 1/</u>		
Milk, 2002 (1,000 Lbs.)	3/	
Farm Value	3/	

1/ Due to the State budget difficulties, hogs, sheep, and poultry value of production are not available at the county level.

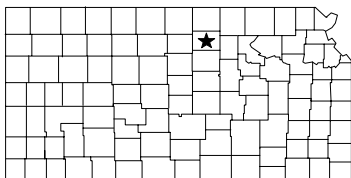
2/ Data not published for all practices because of insufficient reports or relative unimportance of some practices.

3/ Data not published to avoid disclosure of individual reports.

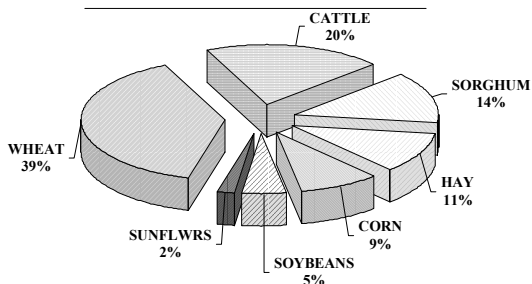
4/ Due to the State budget difficulties, hogs, sheep, and poultry inventories and inventory value are not available at the county level.

09/08/03/27

FARM FACTS 2002-2003



VALUE OF PRODUCTION 1/ CLOUD COUNTY



Rank in
State

Census Population, 2000	10,268	43
No. Of Farms, 2002	560	47
Land in Farms, 2002 (Acres)	400,000	68
Acres Harvested, 2002	220,320	34
Farm Value of Crops Harv., 2002	\$31,000,000	40
Value of Cattle & Milk Prod, 2002	\$7,581,000	97
Precipitation Jan.-Dec., 2002 (In.)	19.01	64
Precipitation 30 Year Average (In.)	18.78	95

Wheat, 2002

Acres Seeded in 2001	107,000	44
Acres Harvested in 2002	99,200	36
Yield - Bu./Acre	45	11
Prod - Bu.	4,471,000	17
Farm Value	\$15,305,000	17
Irrigated Acres Harv.	2/	
Yield - Bu./Acre	2/	
Prod. - Bu.	2/	
Cont. Crop Dryland Acres Harv.	91,700	19
Yield - Bu./Acre	46	11
Prod. - Bu.	4,215,200	14
Summer Fallow Acres Harv.	7,500	57
Yield - Bu./Acre	34	22
Prod. - Bu.	255,800	57

Corn, 2002

Acres Planted	14,700	69
Acres Harv. For Grain	11,000	64
Yield - Bu./Acre	126	29
Prod. - Bu.	1,383,000	51
Farm Value	\$3,318,700	51
Irrigated Acres Harv.	10,100	33
Yield - Bu./Acre	135	48
Prod. - Bu.	1,360,000	33
Non-Irrigated Acres Harv.	900	53
Yield - Bu./Acre	26	44
Prod. - Bu.	23,000	51
Acres Harv. For Silage	3,500	40
Yield - Tons/Acre	4.0	85
Prod. - Tons	14,000	61
Farm Value	\$259,800	61

Sorghum, 2002

Acres Planted	64,600	20
Acres Harv. For Grain	55,400	15
Yield - Bu./Acre	39	63
Prod. - Bu.	2,149,600	19
Farm Value	\$5,180,700	18
Irrigated Acres Harv.	2,700	23
Yield - Bu./Acre	119	1
Prod. - Bu.	322,000	17
Non-Irrigated Acres Harv.	52,700	11
Yield - Bu./Acre	35	51
Prod. - Bu.	1,827,600	14
Acres Harv. For Silage	1,400	11
Yield - Tons/Acre	5.5	8
Prod. - Tons	7,700	9
Farm Value	\$119,700	10

Sunflowers, 2002

Acres Planted	6,100	12
Acres Harvested	5,400	7
Yield - LB./Acre	991	11
Prod. - LB.	5,351,800	7
Farm Value	\$633,500	7

Soybeans, 2002

Acres Planted	27,500	40
Acres Harvested	19,500	47
Yield - Bu./Acre	20	63
Prod. - Bu.	380,300	58
Farm Value	\$2,019,000	58
Irrigated Acres Harv.	4,300	12
Yield - Bu./Acre	47	5
Prod. - Bu.	203,600	12
Non-Irrigated Acres Harv.	15,200	9
Yield - Bu./Acre	12	16
Prod. - Bu.	176,700	14

Alfalfa Hay, 2002

Acres Harvested	13,000	21
Yield - Tons/Acre	2.5	86
Prod. - Tons	33,100	29
Farm Value	\$3,227,000	29

All Other Hay, 2002

Acres Harvested	11,300	65
Yield - Tons/Acre	1.1	90
Prod. - Tons	12,000	75
Farm Value	\$876,000	75

All Hay, 2002

Acres Harvested	24,300	60
Yield - Tons/Acre	1.9	56
Prod. - Tons	45,100	70
Farm Value	\$4,103,000	64
Pasture Acreage-1997 Census Of Ag	138,000	61

Cattle Inventory, Jan. 1, 2003 4/

All Cattle	29,000	89
Cows That Have Calved	14,500	55
Beef	14,500	51
Other Cattle	14,500	90
Cattle On Feed	3/	
Calves Born In 2002	13,400	57

Cattle Inventory Value 4/

Cattle & Calves, Jan. 1, 2003	\$19,430,000	87
-------------------------------	--------------	----

Production 1/

Milk, 2002 (1,000 Lbs.)	3/
Farm Value	3/

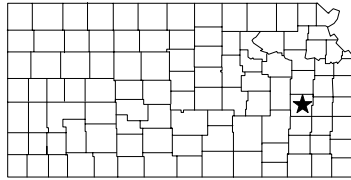
1/ Due to the State budget difficulties, hogs, sheep, and poultry value of production are not available at the county level.

2/ Data not published for all practices because of insufficient reports or relative unimportance of some practices.

3/ Data not published to avoid disclosure of individual reports.

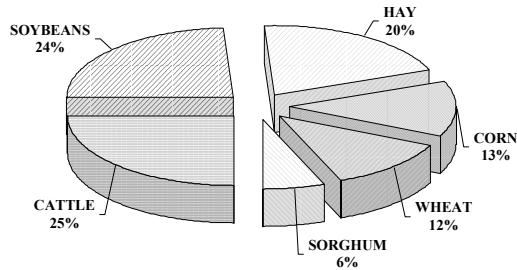
4/ Due to the State budget difficulties, hogs, sheep, and poultry inventories and inventory value are not available at the county level.

FARM FACTS 2002-2003



Rank in
State

VALUE OF PRODUCTION 1/ COFFEY COUNTY



Rank in
State

Census Population, 2000	8,865	46
No. Of Farms, 2002	570	45
Land in Farms, 2002 (Acres)	343,000	81
Acres Harvested, 2002	199,860	44
Farm Value of Crops Harv., 2002	\$25,461,500	48
Value of Cattle & Milk Prod, 2002	\$8,666,600	95
Precipitation Jan.-Dec., 2002 (In.)	32.47	20
Precipitation 30 Year Average (In.)	34.82	31

Wheat, 2002

Acres Seeded in 2001	29,500	79
Acres Harvested in 2002	29,400	79
Yield - Bu./Acre	41	24
Prod - Bu.	1,209,000	70
Farm Value	\$4,225,000	70
Irrigated Acres Harv.	2/	
Yield - Bu./Acre	2/	
Prod. - Bu.	2/	
Cont. Crop Dryland Acres Harv.	29,400	43
Yield - Bu./Acre	41	22
Prod. - Bu.	1,209,000	36
Summer Fallow Acres Harv.	2/	
Yield - Bu./Acre	2/	
Prod. - Bu.	2/	

Corn, 2002

Acres Planted	24,000	52
Acres Harv. For Grain	23,000	42
Yield - Bu./Acre	77	68
Prod. - Bu.	1,771,000	43
Farm Value	\$4,055,000	45
Irrigated Acres Harv.	2/	
Yield - Bu./Acre	2/	
Prod. - Bu.	2/	
Non-Irrigated Acres Harv.	2/	
Yield - Bu./Acre	2/	
Prod. - Bu.	2/	
Acres Harv. For Silage	1,000	75
Yield - Tons/Acre	13.0	9
Prod. - Tons	13,000	63
Farm Value	\$218,700	66

Sorghum, 2002

Acres Planted	12,400	76
Acres Harv. For Grain	12,000	73
Yield - Bu./Acre	69	11
Prod. - Bu.	824,100	57
Farm Value	\$1,961,600	56
Irrigated Acres Harv.	2/	
Yield - Bu./Acre	2/	
Prod. - Bu.	2/	
Non-Irrigated Acres Harv.	12,000	49
Yield - Bu./Acre	69	11
Prod. - Bu.	824,100	35
Acres Harv. For Silage	2/	
Yield - Tons/Acre	2/	
Prod. - Tons	2/	
Farm Value	2/	

Sunflowers, 2002

Acres Planted	2/	
Acres Harvested	2/	
Yield - LB./Acre	2/	
Prod. - LB.	2/	
Farm Value	2/	

Soybeans, 2002

Acres Planted	78,200	5
Acres Harvested	76,200	5
Yield - Bu./Acre	20	63
Prod. - Bu.	1,485,900	5
Farm Value	\$8,095,000	5
Irrigated Acres Harv.	2/	
Yield - Bu./Acre	2/	
Prod. - Bu.	2/	
Non-Irrigated Acres Harv.	2/	
Yield - Bu./Acre	2/	
Prod. - Bu.	2/	

Alfalfa Hay, 2002

Acres Harvested	4,200	72
Yield - Tons/Acre	3.2	46
Prod. - Tons	13,400	73
Farm Value	\$1,306,000	73

All Other Hay, 2002

Acres Harvested	53,100	6
Yield - Tons/Acre	1.4	57
Prod. - Tons	74,700	10
Farm Value	\$5,453,000	10

All Hay, 2002

Acres Harvested	57,300	10
Yield - Tons/Acre	1.5	90
Prod. - Tons	88,100	22
Farm Value	\$6,759,000	28
Pasture Acreage-1997 Census Of Ag	127,000	70

Cattle Inventory, Jan. 1, 2003 4/

All Cattle	28,000	91
Cows That Have Calved	7,900	95
Beef	7,900	88
Other Cattle	20,100	79
Cattle On Feed	3/	
Calves Born In 2002	7,100	95

Cattle Inventory Value 4/

Cattle & Calves, Jan. 1, 2003	\$18,760,000	89
-------------------------------	--------------	----

1/ Due to the State budget difficulties, hogs, sheep, and poultry value of production are not available at the county level.

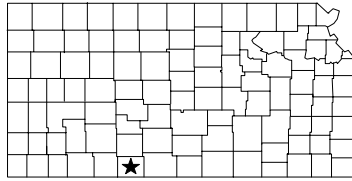
2/ Data not published for all practices because of insufficient reports or relative unimportance of some practices.

3/ Data not published to avoid disclosure of individual reports.

4/ Due to the State budget difficulties, hogs, sheep, and poultry inventories and inventory value are not available at the county level.

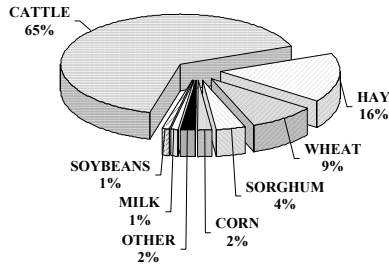
09/08/03/31

FARM FACTS 2002-2003



Rank in
State

VALUE OF PRODUCTION 1/ COMANCHE COUNTY



Rank in
State

Census Population, 2000	1,967	103
No. Of Farms, 2002	260	97
Land in Farms, 2002 (Acres)	528,000	35
Acres Harvested, 2002	62,740	101
Farm Value of Crops Harv., 2002	\$6,811,000	102
Value of Cattle & Milk Prod, 2002	\$13,569,900	63
Precipitation Jan.-Dec., 2002 (In.)	23.85	52
Precipitation 30 Year Average (In.)	24.96	64

Wheat, 2002

Acres Seeded in 2001	86,000	61
Acres Harvested in 2002	35,100	74
Yield - Bu./Acre	16	104
Prod - Bu.	556,000	85
Farm Value	\$1,930,000	85
Irrigated Acres Harv.	2,000	33
Yield - Bu./Acre	40	22
Prod. - Bu.	79,000	32
Cont. Crop Dryland Acres Harv.	25,400	47
Yield - Bu./Acre	14	100
Prod. - Bu.	343,000	68
Summer Fallow Acres Harv.	7,700	56
Yield - Bu./Acre	17	60
Prod. - Bu.	134,000	65

Corn, 2002

Acres Planted	1,800	102
Acres Harv. For Grain	800	102
Yield - Bu./Acre	175	7
Prod. - Bu.	140,000	97
Farm Value	\$344,300	97
Irrigated Acres Harv.	2/	
Yield - Bu./Acre	2/	
Prod. - Bu.	2/	
Non-Irrigated Acres Harv.	2/	
Yield - Bu./Acre	2/	
Prod. - Bu.	2/	
Acres Harv. For Silage	2/	
Yield - Tons/Acre	2/	
Prod. - Tons	2/	
Farm Value	2/	

Sorghum, 2002

Acres Planted	10,400	80
Acres Harv. For Grain	6,400	83
Yield - Bu./Acre	43	58
Prod. - Bu.	277,600	88
Farm Value	\$649,600	87
Irrigated Acres Harv.	1,000	34
Yield - Bu./Acre	103	7
Prod. - Bu.	102,900	32
Non-Irrigated Acres Harv.	5,400	60
Yield - Bu./Acre	32	55
Prod. - Bu.	174,700	68
Acres Harv. For Silage	2/	
Yield - Tons/Acre	2/	
Prod. - Tons	2/	
Farm Value	2/	

Sunflowers, 2002

Acres Planted	2/	
Acres Harvested	2/	
Yield - LB./Acre	2/	
Prod. - LB.	2/	
Farm Value	2/	

Soybeans, 2002

Acres Planted	2/	
Acres Harvested	2/	
Yield - Bu./Acre	2/	
Prod. - Bu.	2/	
Farm Value	2/	
Irrigated Acres Harv.	2/	
Yield - Bu./Acre	2/	
Prod. - Bu.	2/	
Non-Irrigated Acres Harv.	2/	
Yield - Bu./Acre	2/	
Prod. - Bu.	2/	

Alfalfa Hay, 2002

Acres Harvested	4,500	69
Yield - Tons/Acre	3.4	40
Prod. - Tons	15,300	65
Farm Value	\$1,492,000	65

All Other Hay, 2002

Acres Harvested	12,500	61
Yield - Tons/Acre	2.0	11
Prod. - Tons	25,100	48
Farm Value	\$1,832,000	48

All Hay, 2002

Acres Harvested	17,000	77
Yield - Tons/Acre	2.4	32
Prod. - Tons	40,400	75
Farm Value	\$3,324,000	75
Pasture Acreage-1997 Census Of Ag	353,000	6

Cattle Inventory, Jan. 1, 2003 4/

All Cattle	39,000	66
Cows That Have Calved	17,400	38
Beef	3/	
Milk	3/	
Other Cattle	21,600	72
Cattle On Feed	3/	
Calves Born In 2002	15,500	39

Cattle Inventory Value 4/

Cattle & Calves, Jan. 1, 2003	\$26,130,000	64
-------------------------------	--------------	----

Production 1/

Milk, 2002 (1,000 Lbs.)	3/	
Farm Value	3/	

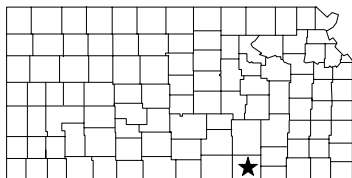
1/ Due to the State budget difficulties, hogs, sheep, and poultry value of production are not available at the county level.

2/ Data not published for all practices because of insufficient reports or relative unimportance of some practices.

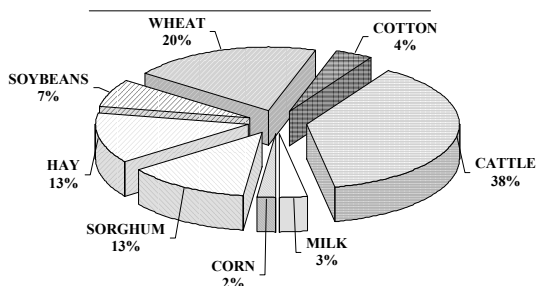
3/ Data not published to avoid disclosure of individual reports.

4/ Due to the State budget difficulties, hogs, sheep, and poultry inventories and inventory value are not available at the county level.

FARM FACTS 2002-2003



VALUE OF PRODUCTION 1/ COWLEY COUNTY



Rank in
State

Census Population, 2000	36,291	13
No. Of Farms, 2002	970	13
Land in Farms, 2002 (Acres)	634,000	11
Acres Harvested, 2002	216,400	37
Farm Value of Crops Harv., 2002	\$31,954,900	38
Value of Cattle & Milk Prod, 2002	\$22,483,900	35
Precipitation Jan.-Dec., 2002 (In.)	41.08	2
Precipitation 30 Year Average (In.)	33.85	35

Wheat, 2002

Acres Seeded in 2001	99,300	50
Acres Harvested in 2002	90,500	43
Yield - Bu./Acre	34	49
Prod - Bu.	3,106,000	37
Farm Value	\$10,790,000	37
Irrigated Acres Harv.	2/	
Yield - Bu./Acre	2/	
Prod. - Bu.	2/	
Cont. Crop Dryland Acres Harv.	90,500	20
Yield - Bu./Acre	34	47
Prod. - Bu.	3,106,000	21
Summer Fallow Acres Harv.	2/	
Yield - Bu./Acre	2/	
Prod. - Bu.	2/	

Corn, 2002

Acres Planted	6,000	90
Acres Harv. For Grain	5,400	82
Yield - Bu./Acre	80	65
Prod. - Bu.	432,000	82
Farm Value	\$1,036,600	82
Irrigated Acres Harv.	2/	
Yield - Bu./Acre	2/	
Prod. - Bu.	2/	
Non-Irrigated Acres Harv.	2/	
Yield - Bu./Acre	2/	
Prod. - Bu.	2/	
Acres Harv. For Silage	600	85
Yield - Tons/Acre	9.2	39
Prod. - Tons	5,500	81
Farm Value	\$99,800	81

Sorghum, 2002

Acres Planted	42,900	40
Acres Harv. For Grain	42,100	27
Yield - Bu./Acre	70	9
Prod. - Bu.	2,957,500	11
Farm Value	\$6,979,900	12
Irrigated Acres Harv.	2/	
Yield - Bu./Acre	2/	
Prod. - Bu.	2/	
Non-Irrigated Acres Harv.	42,100	21
Yield - Bu./Acre	70	9
Prod. - Bu.	2,957,500	7
Acres Harv. For Silage	2/	
Yield - Tons/Acre	2/	
Prod. - Tons	2/	
Farm Value	2/	

Sunflowers, 2002

Acres Planted	2/	
Acres Harvested	2/	
Yield - LB./Acre	2/	
Prod. - LB.	2/	
Farm Value	2/	

Soybeans, 2002

Acres Planted	26,500	42
Acres Harvested	25,700	41
Yield - Bu./Acre	28	34
Prod. - Bu.	706,800	37
Farm Value	\$3,830,000	37
Irrigated Acres Harv.	2/	
Yield - Bu./Acre	2/	
Prod. - Bu.	2/	
Non-Irrigated Acres Harv.	2/	
Yield - Bu./Acre	2/	
Prod. - Bu.	2/	

Alfalfa Hay, 2002

Acres Harvested	8,600	38
Yield - Tons/Acre	3.8	26
Prod. - Tons	32,600	31
Farm Value	\$3,178,500	31

All Other Hay, 2002

Acres Harvested	35,400	25
Yield - Tons/Acre	1.5	48
Prod. - Tons	52,000	26
Farm Value	\$3,796,000	26

All Hay, 2002

Acres Harvested	44,000	26
Yield - Tons/Acre	1.9	56
Prod. - Tons	84,600	25
Farm Value	\$6,974,500	25
Pasture Acreage-1997 Census Of Ag	418,000	4

Cattle Inventory, Jan. 1, 2003 4/

All Cattle	68,000	26
Cows That Have Calved	29,550	2
Beef	29,000	2
Milk	550	29
Other Cattle	38,450	39
Cattle On Feed	3/	
Calves Born In 2002	27,600	2

Cattle Inventory Value 4/

Cattle & Calves, Jan. 1, 2003	\$45,560,000	24
-------------------------------	--------------	----

Production 1/

Milk, 2002 (1,000 Lbs.)	12,000	13
Farm Value	\$1,403,000	13

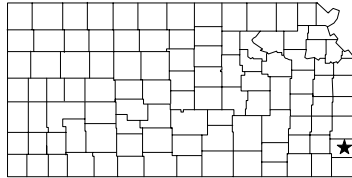
1/ Due to the State budget difficulties, hogs, sheep, and poultry value of production are not available at the county level.

2/ Data not published for all practices because of insufficient reports or relative unimportance of some practices.

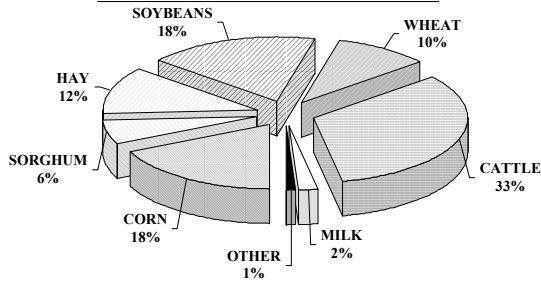
3/ Data not published to avoid disclosure of individual reports.

4/ Due to the State budget difficulties, hogs, sheep, and poultry inventories and inventory value are not available at the county level.

FARM FACTS 2002-2003



VALUE OF PRODUCTION 1/ CRAWFORD COUNTY



37

		Rank in State
Census Population, 2000	38,242	12
No. Of Farms, 2002	780	24
Land in Farms, 2002 (Acres)	301,000	90
Acres Harvested, 2002	179,540	52
Farm Value of Crops Harv., 2002	\$23,916,125	53
Value of Cattle & Milk Prod, 2002	\$12,984,000	66
Precipitation Jan.-Dec., 2002 (In.)	36.73	5
Precipitation 30 Year Average (In.)	43.05	1

Wheat, 2002

Acres Seeded in 2001	35,100	76
Acres Harvested in 2002	31,500	77
Yield - Bu./Acre	35	47
Prod - Bu.	1,101,000	72
Farm Value	\$3,825,000	73
Irrigated Acres Harv.	2/	
Yield - Bu./Acre	2/	
Prod. - Bu.	2/	
Cont. Crop Dryland Acres Harv.	31,500	41
Yield - Bu./Acre	35	45
Prod. - Bu.	1,101,000	38
Summer Fallow Acres Harv.	2/	
Yield - Bu./Acre	2/	
Prod. - Bu.	2/	

Corn, 2002

Acres Planted	30,800	38
Acres Harv. For Grain	28,500	28
Yield - Bu./Acre	94	51
Prod. - Bu.	2,682,000	30
Farm Value	\$6,435,800	31
Irrigated Acres Harv.	2/	
Yield - Bu./Acre	2/	
Prod. - Bu.	2/	
Non-Irrigated Acres Harv.	2/	
Yield - Bu./Acre	2/	
Prod. - Bu.	2/	
Acres Harv. For Silage	2,300	53
Yield - Tons/Acre	5.0	78
Prod. - Tons	11,500	67
Farm Value	\$208,700	67

Sorghum, 2002

		Rank in State
Acres Planted	15,400	73
Acres Harv. For Grain	14,200	70
Yield - Bu./Acre	57	31
Prod. - Bu.	804,600	61
Farm Value	\$1,898,900	59
Irrigated Acres Harv.	2/	
Yield - Bu./Acre	2/	
Prod. - Bu.	2/	
Non-Irrigated Acres Harv.	14,200	44
Yield - Bu./Acre	57	30
Prod. - Bu.	804,600	37
Acres Harv. For Silage	2/	
Yield - Tons/Acre	2/	
Prod. - Tons	2/	
Farm Value	2/	

Sunflowers, 2002

Acres Planted	2/
Acres Harvested	2/
Yield - LB./Acre	2/
Prod. - LB.	2/
Farm Value	2/

Soybeans, 2002

Acres Planted	69,300	8
Acres Harvested	66,500	8
Yield - Bu./Acre	19	68
Prod. - Bu.	1,230,300	11
Farm Value	\$6,666,000	10
Irrigated Acres Harv.	2/	
Yield - Bu./Acre	2/	
Prod. - Bu.	2/	
Non-Irrigated Acres Harv.	2/	
Yield - Bu./Acre	2/	
Prod. - Bu.	2/	

Alfalfa Hay, 2002

Acres Harvested	2,100	98
Yield - Tons/Acre	3.8	26
Prod. - Tons	8,000	91
Farm Value	\$780,000	91

All Other Hay, 2002

Acres Harvested	31,700	26
Yield - Tons/Acre	1.6	36
Prod. - Tons	49,600	28
Farm Value	\$3,621,000	28

All Hay, 2002

Acres Harvested	33,800	39
Yield - Tons/Acre	1.7	72
Prod. - Tons	57,600	51
Farm Value	\$4,401,000	57
Pasture Acreage-1997 Census Of Ag	117,000	77

Cattle Inventory, Jan. 1, 2003 4/

All Cattle	42,000	58
Cows That Have Calved	20,800	25
Beef	3/	
Milk	3/	
Other Cattle	21,200	74
Cattle On Feed	3/	
Calves Born In 2002	20,400	17

Cattle Inventory Value 4/

Cattle & Calves, Jan. 1, 2003	\$28,140,000	56
-------------------------------	--------------	----

Production 1/

Milk, 2002 (1,000 Lbs.)	3/
Farm Value	3/

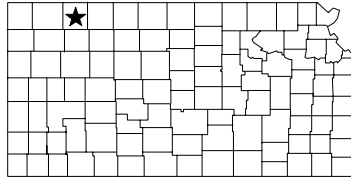
1/ Due to the State budget difficulties, hogs, sheep, and poultry value of production are not available at the county level.

2/ Data not published for all practices because of insufficient reports or relative unimportance of some practices.

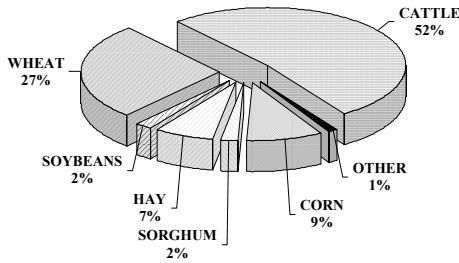
3/ Data not published to avoid disclosure of individual reports.

4/ Due to the State budget difficulties, hogs, sheep, and poultry inventories and inventory value are not available at the county level.

FARM FACTS 2002-2003



VALUE OF PRODUCTION 1/ DECATUR COUNTY



Rank in
State

Census Population, 2000	3,472	84
No. Of Farms, 2002	420	76
Land in Farms, 2002 (Acres)	540,000	29
Acres Harvested, 2002	169,250	57
Farm Value of Crops Harv., 2002	\$21,333,700	59
Value of Cattle & Milk Prod., 2002	\$23,708,100	33
Precipitation Jan.-Dec., 2002 (In.)	12.15	95
Precipitation 30 Year Average (In.)	22.26	77

Wheat, 2002

Acres Seeded in 2001	112,000	39
Acres Harvested in 2002	107,100	33
Yield - Bu./Acre	34	49
Prod - Bu.	3,593,000	26
Farm Value	\$12,230,000	27
Irrigated Acres Harv.	700	42
Yield - Bu./Acre	42	15
Prod. - Bu.	29,300	42
Cont. Crop Dryland Acres Harv.	14,700	63
Yield - Bu./Acre	16	94
Prod. - Bu.	237,200	77
Summer Fallow Acres Harv.	91,700	9
Yield - Bu./Acre	36	18
Prod. - Bu.	3,326,500	4

Corn, 2002

Acres Planted	59,800	19
Acres Harv. For Grain	14,000	58
Yield - Bu./Acre	59	86
Prod. - Bu.	823,000	66
Farm Value	\$2,065,400	65
Irrigated Acres Harv.	6,600	36
Yield - Bu./Acre	100	62
Prod. - Bu.	662,000	41
Non-Irrigated Acres Harv.	7,400	18
Yield - Bu./Acre	22	52
Prod. - Bu.	161,000	25
Acres Harv. For Silage	16,500	4
Yield - Tons/Acre	6.5	67
Prod. - Tons	108,000	9
Farm Value	\$2,125,600	9

Sorghum, 2002

Acres Planted	20,400	65
Acres Harv. For Grain	10,100	77
Yield - Bu./Acre	28	89
Prod. - Bu.	279,900	87
Farm Value	\$643,800	88
Irrigated Acres Harv.	2/	
Yield - Bu./Acre	2/	
Prod. - Bu.	2/	
Non-Irrigated Acres Harv.	2/	
Yield - Bu./Acre	2/	
Prod. - Bu.	2/	
Acres Harv. For Silage	2/	
Yield - Tons/Acre	2/	
Prod. - Tons	2/	
Farm Value	2/	

Sunflowers, 2002

Acres Planted	5,400	16
Acres Harvested	4,100	13
Yield - LB./Acre	507	33
Prod. - LB.	2,077,000	21
Farm Value	\$255,400	20

Soybeans, 2002

Acres Planted	3,900	83
Acres Harvested	3,700	82
Yield - Bu./Acre	37	19
Prod. - Bu.	136,900	77
Farm Value	\$729,000	77
Irrigated Acres Harv.	2/	
Yield - Bu./Acre	2/	
Prod. - Bu.	2/	
Non-Irrigated Acres Harv.	2/	
Yield - Bu./Acre	2/	
Prod. - Bu.	2/	

Alfalfa Hay, 2002

Acres Harvested	8,100	44
Yield - Tons/Acre	3.6	35
Prod. - Tons	28,900	37
Farm Value	\$2,818,000	37

All Other Hay, 2002

Acres Harvested	4,600	88
Yield - Tons/Acre	1.2	83
Prod. - Tons	5,400	93
Farm Value	\$394,000	93

All Hay, 2002

Acres Harvested	12,700	86
Yield - Tons/Acre	2.7	25
Prod. - Tons	34,300	84
Farm Value	\$3,212,000	78
Pasture Acreage-1997 Census Of Ag	199,000	31

Cattle Inventory, Jan. 1, 2003 4/

All Cattle	55,000	42
Cows That Have Calved	11,700	77
Beef	3/	
Milk	3/	
Other Cattle	43,300	33
Cattle On Feed	3/	
Calves Born In 2002	11,000	74

Cattle Inventory Value 4/

Cattle & Calves, Jan. 1, 2003	\$36,850,000	40
-------------------------------	--------------	----

Production 1/

Milk, 2002 (1,000 Lbs.)	3/	
Farm Value	3/	

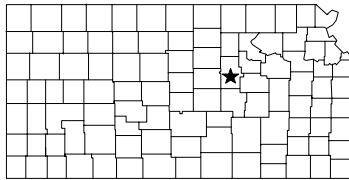
1/ Due to the State budget difficulties, hogs, sheep, and poultry value of production are not available at the county level.

2/ Data not published for all practices because of insufficient reports or relative unimportance of some practices.

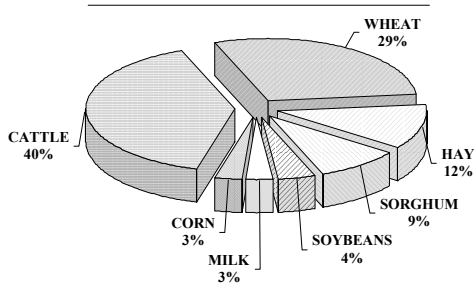
3/ Data not published to avoid disclosure of individual reports.

4/ Due to the State budget difficulties, hogs, sheep, and poultry inventories and inventory value are not available at the county level.

FARM FACTS 2002-2003



VALUE OF PRODUCTION 1/ DICKINSON COUNTY



Rank in
State

Census Population, 2000	19,344	28
No. Of Farms, 2002	930	16
Land in Farms, 2002 (Acres)	515,000	37
Acres Harvested, 2002	287,860	11
Farm Value of Crops Harv., 2002	\$34,296,000	32
Value of Cattle & Milk Prod, 2002	\$26,510,700	24
Precipitation Jan.-Dec., 2002 (In.)	23.88	51
Precipitation 30 Year Average (In.)	30.36	46

Wheat, 2002

Acres Seeded in 2001	143,000	19
Acres Harvested in 2002	140,400	13
Yield - Bu./Acre	36	41
Prod - Bu.	4,985,000	12
Farm Value	\$17,510,000	11
Irrigated Acres Harv.	2/	
Yield - Bu./Acre	2/	
Prod. - Bu.	2/	
Cont. Crop Dryland Acres Harv.	135,400	8
Yield - Bu./Acre	36	40
Prod. - Bu.	4,807,000	10
Summer Fallow Acres Harv.	5,000	65
Yield - Bu./Acre	36	18
Prod. - Bu.	178,000	63

Corn, 2002

Acres Planted	12,300	73
Acres Harv. For Grain	2,400	93
Yield - Bu./Acre	116	33
Prod. - Bu.	278,000	91
Farm Value	\$706,000	89
Irrigated Acres Harv.	1,900	52
Yield - Bu./Acre	138	43
Prod. - Bu.	262,000	54
Non-Irrigated Acres Harv.	500	61
Yield - Bu./Acre	32	26
Prod. - Bu.	16,000	57
Acres Harv. For Silage	9,300	16
Yield - Tons/Acre	5.9	75
Prod. - Tons	55,000	24
Farm Value	\$1,043,100	23

Sorghum, 2002

Acres Planted	59,000	23
Acres Harv. For Grain	43,700	26
Yield - Bu./Acre	45	53
Prod. - Bu.	1,959,100	22
Farm Value	\$4,819,500	22
Irrigated Acres Harv.	2/	
Yield - Bu./Acre	2/	
Prod. - Bu.	2/	
Non-Irrigated Acres Harv.	2/	
Yield - Bu./Acre	2/	
Prod. - Bu.	2/	
Acres Harv. For Silage	6,200	1
Yield - Tons/Acre	4.0	14
Prod. - Tons	24,800	3
Farm Value	\$395,500	3

Sunflowers, 2002

Acres Planted	2/	
Acres Harvested	2/	
Yield - LB./Acre	2/	
Prod. - LB.	2/	
Farm Value	2/	

Soybeans, 2002

Acres Planted	44,200	21
Acres Harvested	30,600	34
Yield - Bu./Acre	16	80
Prod. - Bu.	474,300	53
Farm Value	\$2,565,000	53
Irrigated Acres Harv.	1,000	18
Yield - Bu./Acre	35	18
Prod. - Bu.	35,000	19
Non-Irrigated Acres Harv.	29,600	4
Yield - Bu./Acre	15	11
Prod. - Bu.	439,300	4

Alfalfa Hay, 2002

Acres Harvested	18,000	11
Yield - Tons/Acre	2.4	90
Prod. - Tons	42,900	21
Farm Value	\$4,183,000	21

All Other Hay, 2002

Acres Harvested	35,500	24
Yield - Tons/Acre	1.1	90
Prod. - Tons	40,300	32
Farm Value	\$2,942,000	32

All Hay, 2002

Acres Harvested	53,500	13
Yield - Tons/Acre	1.6	80
Prod. - Tons	83,200	26
Farm Value	\$7,125,000	21
Pasture Acreage-1997 Census Of Ag	171,000	39

Cattle Inventory, Jan. 1, 2003 4/

All Cattle	68,000	26
Cows That Have Calved	15,700	44
Beef	15,000	45
Milk	700	24
Other Cattle	52,300	24
Cattle On Feed	3/	
Calves Born In 2002	14,800	45

Cattle Inventory Value 4/

Cattle & Calves, Jan. 1, 2003	\$45,560,000	24
-------------------------------	--------------	----

Production 1/

Milk, 2002 (1,000 Lbs.)	16,200	10
Farm Value	\$1,896,000	10

1/ Due to the State budget difficulties, hogs, sheep, and poultry value of production are not available at the county level.

2/ Data not published for all practices because of insufficient reports or relative unimportance of some practices.

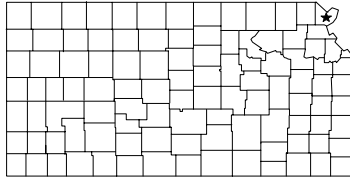
3/ Data not published to avoid disclosure of individual reports.

4/ Due to the State budget difficulties, hogs, sheep, and poultry inventories and inventory value are not available at the county level.

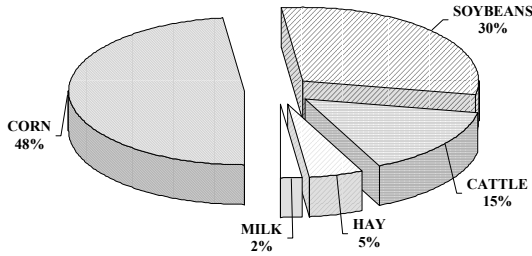
09/08/03/41

09/08/03/41

FARM FACTS 2002-2003



VALUE OF PRODUCTION 1/ DONIPHAN COUNTY



		Rank in State
Census Population, 2000	8,249	49
No. Of Farms, 2002	510	52
Land in Farms, 2002 (Acres)	212,000	101
Acres Harvested, 2002	156,210	71
Farm Value of Crops Harv., 2002	\$33,716,600	34
Value of Cattle & Milk Prod, 2002	\$6,576,300	100
Precipitation Jan.-Dec., 2002 (In.)	25.13	47
Precipitation 30 Year Average (In.)	36.83	25

<u>Wheat, 2002</u>		
Acres Seeded in 2001	1,100	104
Acres Harvested in 2002	900	104
Yield - Bu./Acre	56	2
Prod - Bu.	50,000	104
Farm Value	\$175,000	104
Irrigated Acres Harv.	2/	
Yield - Bu./Acre	2/	
Prod. - Bu.	2/	
Cont. Crop Dryland Acres Harv.	900	104
Yield - Bu./Acre	56	2
Prod. - Bu.	50,000	98
Summer Fallow Acres Harv.	2/	
Yield - Bu./Acre	2/	
Prod. - Bu.	2/	

<u>Corn, 2002</u>		
Acres Planted	77,800	10
Acres Harv. For Grain	75,400	5
Yield - Bu./Acre	106	42
Prod. - Bu.	7,974,000	13
Farm Value	\$19,373,800	13
Irrigated Acres Harv.	3,000	48
Yield - Bu./Acre	106	61
Prod. - Bu.	318,000	50
Non-Irrigated Acres Harv.	72,400	1
Yield - Bu./Acre	106	1
Prod. - Bu.	7,656,000	1
Acres Harv. For Silage	1,600	61
Yield - Tons/Acre	10.0	30
Prod. - Tons	16,000	59
Farm Value	\$285,500	60

<u>Sorghum, 2002</u>		
Acres Planted	2/	
Acres Harv. For Grain	2/	
Yield - Bu./Acre	2/	
Prod. - Bu.	2/	
Farm Value	2/	
Irrigated Acres Harv.	2/	
Yield - Bu./Acre	2/	
Prod. - Bu.	2/	
Non-Irrigated Acres Harv.	2/	
Yield - Bu./Acre	2/	
Prod. - Bu.	2/	
Acres Harv. For Silage	2/	
Yield - Tons/Acre	2/	
Prod. - Tons	2/	
Farm Value	2/	

<u>Sunflowers, 2002</u>		
Acres Planted	2/	
Acres Harvested	2/	
Yield - LB./Acre	2/	
Prod. - LB.	2/	
Farm Value	2/	

<u>Soybeans, 2002</u>		
Acres Planted	70,400	7
Acres Harvested	67,600	7
Yield - Bu./Acre	33	23
Prod. - Bu.	2,197,000	2
Farm Value	\$11,926,000	2
Irrigated Acres Harv.	2/	
Yield - Bu./Acre	2/	
Prod. - Bu.	2/	
Non-Irrigated Acres Harv.	2/	
Yield - Bu./Acre	2/	
Prod. - Bu.	2/	

<u>Alfalfa Hay, 2002</u>		
Acres Harvested	2,500	93
Yield - Tons/Acre	3.0	56
Prod. - Tons	7,600	93
Farm Value	\$741,000	93

<u>All Other Hay, 2002</u>		
Acres Harvested	8,000	76
Yield - Tons/Acre	1.9	17
Prod. - Tons	14,900	67
Farm Value	\$1,088,000	67

<u>All Hay, 2002</u>		
Acres Harvested	10,500	92
Yield - Tons/Acre	2.1	45
Prod. - Tons	22,500	95
Farm Value	\$1,829,000	96
Pasture Acreage-1997 Census Of Ag	34,000	104

<u>Cattle Inventory, Jan. 1, 2003 4/</u>		
All Cattle	22,000	99
Cows That Have Calved	9,000	89
Beef	3/	
Milk	3/	
Other Cattle	13,000	94
Cattle On Feed	3/	
Calves Born In 2002	7,800	91

<u>Cattle Inventory Value 4/</u>		
Cattle & Calves, Jan. 1, 2003	\$14,740,000	97

<u>Production 1/</u>		
Milk, 2002 (1,000 Lbs.)	3/	
Farm Value	3/	

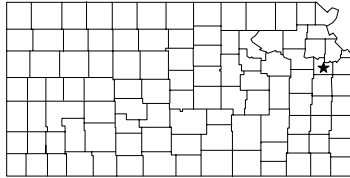
1/ Due to the State budget difficulties, hogs, sheep, and poultry value of production are not available at the county level.

2/ Data not published for all practices because of insufficient reports or relative unimportance of some practices.

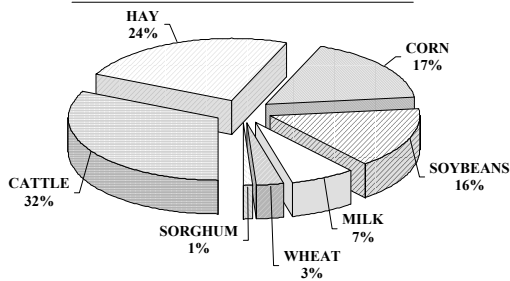
3/ Data not published to avoid disclosure of individual reports.

4/ Due to the State budget difficulties, hogs, sheep, and poultry inventories and inventory value are not available at the county level.

FARM FACTS 2002-2003



VALUE OF PRODUCTION 1/ DOUGLAS COUNTY



Rank in State

Census Population, 2000	99,962	5
No. Of Farms, 2002	860	20
Land in Farms, 2002 (Acres)	223,000	100
Acres Harvested, 2002	117,500	88
Farm Value of Crops Harv., 2002	\$16,926,600	79
Value of Cattle & Milk Prod, 2002	\$11,111,600	78
Precipitation Jan.-Dec., 2002 (In.)	25.53	44
Precipitation 30 Year Average (In.)	39.28	14

Wheat, 2002

Acres Seeded in 2001	5,900	99
Acres Harvested in 2002	5,800	98
Yield - Bu./Acre	40	27
Prod - Bu.	233,000	97
Farm Value	\$815,000	97
Irrigated Acres Harv.	2/	
Yield - Bu./Acre	2/	
Prod. - Bu.	2/	
Cont. Crop Dryland Acres Harv.	5,800	87
Yield - Bu./Acre	40	27
Prod. - Bu.	233,000	78
Summer Fallow Acres Harv.	2/	
Yield - Bu./Acre	2/	
Prod. - Bu.	2/	

Corn, 2002

Acres Planted	28,000	43
Acres Harv. For Grain	26,600	31
Yield - Bu./Acre	75	73
Prod. - Bu.	1,985,000	40
Farm Value	\$4,545,000	40
Irrigated Acres Harv.	1,800	55
Yield - Bu./Acre	145	35
Prod. - Bu.	261,000	55
Non-Irrigated Acres Harv.	24,800	5
Yield - Bu./Acre	70	2
Prod. - Bu.	1,724,000	3
Acres Harv. For Silage	1,000	75
Yield - Tons/Acre	8.0	51
Prod. - Tons	8,000	76
Farm Value	\$134,600	78

Sorghum, 2002

Acres Planted	2,400	99
Acres Harv. For Grain	2,300	98
Yield - Bu./Acre	59	27
Prod. - Bu.	136,400	97
Farm Value	\$324,600	96
Irrigated Acres Harv.	2/	
Yield - Bu./Acre	2/	
Prod. - Bu.	2/	
Non-Irrigated Acres Harv.	2,300	71
Yield - Bu./Acre	59	26
Prod. - Bu.	136,400	70
Acres Harv. For Silage	2/	
Yield - Tons/Acre	2/	
Prod. - Tons	2/	
Farm Value	2/	

Sunflowers, 2002

Acres Planted	2/	
Acres Harvested	2/	
Yield - LB./Acre	2/	
Prod. - LB.	2/	
Farm Value	2/	

Soybeans, 2002

Acres Planted	38,300	24
Acres Harvested	37,600	23
Yield - Bu./Acre	22	55
Prod. - Bu.	808,400	32
Farm Value	\$4,405,000	32
Irrigated Acres Harv.	2/	
Yield - Bu./Acre	2/	
Prod. - Bu.	2/	
Non-Irrigated Acres Harv.	2/	
Yield - Bu./Acre	2/	
Prod. - Bu.	2/	

Alfalfa Hay, 2002

Acres Harvested	3,500	76
Yield - Tons/Acre	3.1	51
Prod. - Tons	10,900	79
Farm Value	\$1,063,000	79

All Other Hay, 2002

Acres Harvested	40,600	21
Yield - Tons/Acre	1.9	17
Prod. - Tons	76,300	9
Farm Value	\$5,570,000	9

All Hay, 2002

Acres Harvested	44,100	25
Yield - Tons/Acre	2.0	50
Prod. - Tons	87,200	23
Farm Value	\$6,633,000	29
Pasture Acreage-1997 Census Of Ag	77,000	94

Cattle Inventory, Jan. 1, 2003 4/

All Cattle	34,000	78
Cows That Have Calved	11,550	79
Beef	3/	
Milk	3/	
Other Cattle	22,450	68
Cattle On Feed	3/	
Calves Born In 2002	11,100	72

Cattle Inventory Value 4/

Cattle & Calves, Jan. 1, 2003	\$22,780,000	76
-------------------------------	--------------	----

Production 1/

Milk, 2002 (1,000 Lbs.)	3/	
Farm Value	3/	

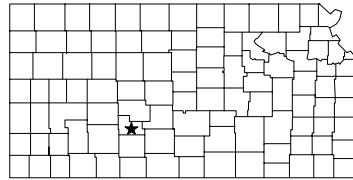
1/ Due to the State budget difficulties, hogs, sheep, and poultry value of production are not available at the county level.

2/ Data not published for all practices because of insufficient reports or relative unimportance of some practices.

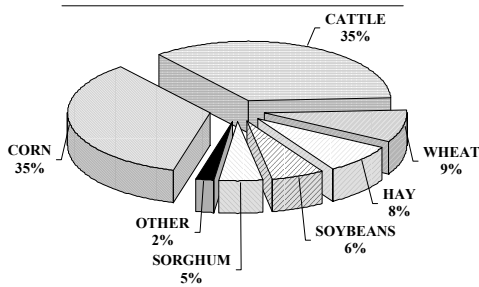
3/ Data not published to avoid disclosure of individual reports.

4/ Due to the State budget difficulties, hogs, sheep, and poultry inventories and inventory value are not available at the county level.

FARM FACTS 2002-2003



VALUE OF PRODUCTION 1/ EDWARDS COUNTY



Rank in
State

Census Population, 2000	3,449	86
No. Of Farms, 2002	310	87
Land in Farms, 2002 (Acres)	396,000	70
Acres Harvested, 2002	199,420	45
Farm Value of Crops Harv., 2002	\$45,790,000	17
Value of Cattle & Milk Prod., 2002	\$24,274,800	31
Precipitation Jan.-Dec., 2002 (In.)	18.92	67
Precipitation 30 Year Average (In.)	24.51	65

Wheat, 2002

Acres Seeded in 2001	103,000	46
Acres Harvested in 2002	71,800	53
Yield - Bu./Acre	26	87
Prod - Bu.	1,852,000	59
Farm Value	\$6,430,000	59
Irrigated Acres Harv.	10,600	17
Yield - Bu./Acre	53	2
Prod. - Bu.	558,000	12
Cont. Crop Dryland Acres Harv.	22,700	50
Yield - Bu./Acre	17	90
Prod. - Bu.	376,000	64
Summer Fallow Acres Harv.	38,500	31
Yield - Bu./Acre	24	48
Prod. - Bu.	918,000	34

Corn, 2002

Acres Planted	64,500	15
Acres Harv. For Grain	56,800	16
Yield - Bu./Acre	170	10
Prod. - Bu.	9,663,000	7
Farm Value	\$23,767,500	7
Irrigated Acres Harv.	55,500	9
Yield - Bu./Acre	173	11
Prod. - Bu.	9,625,000	7
Non-Irrigated Acres Harv.	1,300	48
Yield - Bu./Acre	29	34
Prod. - Bu.	38,000	44
Acres Harv. For Silage	4,900	29
Yield - Tons/Acre	11.4	15
Prod. - Tons	56,000	21
Farm Value	\$1,073,600	21

Sorghum, 2002

Acres Planted	35,900	50
Acres Harv. For Grain	33,500	36
Yield - Bu./Acre	45	53
Prod. - Bu.	1,521,000	34
Farm Value	\$3,559,200	34
Irrigated Acres Harv.	5,100	14
Yield - Bu./Acre	97	15
Prod. - Bu.	494,800	8
Non-Irrigated Acres Harv.	28,400	24
Yield - Bu./Acre	36	48
Prod. - Bu.	1,026,200	28
Acres Harv. For Silage	2/	
Yield - Tons/Acre	2/	
Prod. - Tons	2/	
Farm Value	2/	

Sunflowers, 2002

Acres Planted	2/	
Acres Harvested	2/	
Yield - LB./Acre	2/	
Prod. - LB.	2/	
Farm Value	2/	

Soybeans, 2002

Acres Planted	16,300	56
Acres Harvested	16,000	53
Yield - Bu./Acre	53	4
Prod. - Bu.	847,000	27
Farm Value	\$4,547,000	28
Irrigated Acres Harv.	2/	
Yield - Bu./Acre	2/	
Prod. - Bu.	2/	
Non-Irrigated Acres Harv.	2/	
Yield - Bu./Acre	2/	
Prod. - Bu.	2/	

Alfalfa Hay, 2002

Acres Harvested	8,900	36
Yield - Tons/Acre	5.7	8
Prod. - Tons	50,500	17
Farm Value	\$4,924,000	17

All Other Hay, 2002

Acres Harvested	4,100	89
Yield - Tons/Acre	2.3	2
Prod. - Tons	9,300	83
Farm Value	\$679,000	83

All Hay, 2002

Acres Harvested	13,000	85
Yield - Tons/Acre	4.6	8
Prod. - Tons	59,800	48
Farm Value	\$5,603,000	41
Pasture Acreage-1997 Census Of Ag	90,000	88

Cattle Inventory, Jan. 1, 2003 4/

All Cattle	54,000	44
Cows That Have Calved	8,400	93
Beef	8,400	86
Other Cattle	45,600	30
Cattle On Feed	3/	
Calves Born In 2002	8,700	88

Cattle Inventory Value 4/

Cattle & Calves, Jan. 1, 2003	\$36,180,000	42
-------------------------------	--------------	----

1/ Due to the State budget difficulties, hogs, sheep, and poultry value of production are not available at the county level.

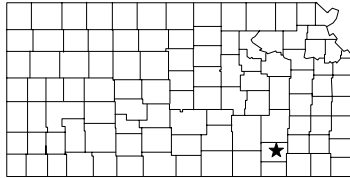
2/ Data not published for all practices because of insufficient reports or relative unimportance of some practices.

3/ Data not published to avoid disclosure of individual reports.

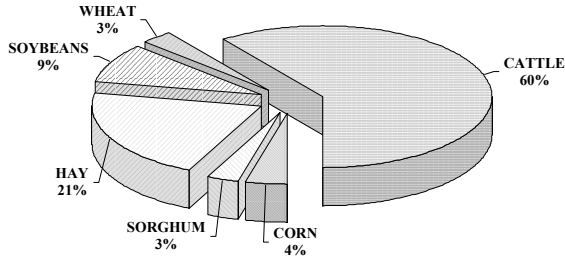
4/ Due to the State budget difficulties, hogs, sheep, and poultry inventories and inventory value are not available at the county level.

09/08/03/47

FARM FACTS 2002-2003



VALUE OF PRODUCTION 1/ ELK COUNTY



		Rank in State
Census Population, 2000	3,261	89
No. Of Farms, 2002	380	80
Land in Farms, 2002 (Acres)	328,000	85
Acres Harvested, 2002	52,300	103
Farm Value of Crops Harv., 2002	\$7,480,750	101
Value of Cattle & Milk Prod, 2002	\$11,363,000	75
Precipitation Jan.-Dec., 2002 (In.)	39.36	3
Precipitation 30 Year Average (In.)	37.08	22

Wheat, 2002

Acres Seeded in 2001	5,900	99
Acres Harvested in 2002	5,600	99
Yield - Bu./Acre	27	82
Prod - Bu.	149,000	103
Farm Value	\$515,000	103
Irrigated Acres Harv.	2/	
Yield - Bu./Acre	2/	
Prod. - Bu.	2/	
Cont. Crop Dryland Acres Harv.	5,600	89
Yield - Bu./Acre	27	64
Prod. - Bu.	149,000	90
Summer Fallow Acres Harv.	2/	
Yield - Bu./Acre	2/	
Prod. - Bu.	2/	

Corn, 2002

Acres Planted	4,200	94
Acres Harv. For Grain	4,200	85
Yield - Bu./Acre	79	66
Prod. - Bu.	330,000	83
Farm Value	\$791,900	84
Irrigated Acres Harv.	2/	
Yield - Bu./Acre	2/	
Prod. - Bu.	2/	
Non-Irrigated Acres Harv.	2/	
Yield - Bu./Acre	2/	
Prod. - Bu.	2/	
Acres Harv. For Silage	2/	
Yield - Tons/Acre	2/	
Prod. - Tons	2/	
Farm Value	2/	

Sorghum, 2002

Acres Planted	2,600	98
Acres Harv. For Grain	2,500	97
Yield - Bu./Acre	82	3
Prod. - Bu.	205,000	92
Farm Value	\$483,800	91
Irrigated Acres Harv.	2/	
Yield - Bu./Acre	2/	
Prod. - Bu.	2/	
Non-Irrigated Acres Harv.	2,500	70
Yield - Bu./Acre	82	3
Prod. - Bu.	205,000	65
Acres Harv. For Silage	2/	
Yield - Tons/Acre	2/	
Prod. - Tons	2/	
Farm Value	2/	

Sunflowers, 2002

Acres Planted	2/	
Acres Harvested	2/	
Yield - LB./Acre	2/	
Prod. - LB.	2/	
Farm Value	2/	

Soybeans, 2002

Acres Planted	10,300	66
Acres Harvested	10,000	62
Yield - Bu./Acre	32	25
Prod. - Bu.	320,000	61
Farm Value	\$1,734,000	61
Irrigated Acres Harv.	2/	
Yield - Bu./Acre	2/	
Prod. - Bu.	2/	
Non-Irrigated Acres Harv.	2/	
Yield - Bu./Acre	2/	
Prod. - Bu.	2/	

Alfalfa Hay, 2002

Acres Harvested	4,400	70
Yield - Tons/Acre	2.6	80
Prod. - Tons	11,600	78
Farm Value	\$1,131,000	78

All Other Hay, 2002

Acres Harvested	25,400	36
Yield - Tons/Acre	1.5	48
Prod. - Tons	38,100	34
Farm Value	\$2,781,000	34

All Hay, 2002

Acres Harvested	29,800	47
Yield - Tons/Acre	1.7	72
Prod. - Tons	49,700	61
Farm Value	\$3,912,000	66
Pasture Acreage-1997 Census Of Ag	272,000	12

Cattle Inventory, Jan. 1, 2003 4/

All Cattle	38,000	68
Cows That Have Calved	19,550	29
Beef	3/	
Milk	3/	
Other Cattle	18,450	82
Cattle On Feed	3/	
Calves Born In 2002	19,400	25

Cattle Inventory Value 4/

Cattle & Calves, Jan. 1, 2003	\$25,460,000	67
-------------------------------	--------------	----

Production 1/

Milk, 2002 (1,000 Lbs.)	3/	
Farm Value	3/	

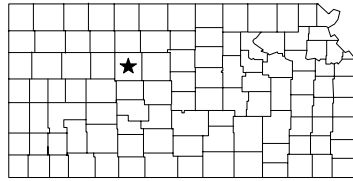
1/ Due to the State budget difficulties, hogs, sheep, and poultry value of production are not available at the county level.

2/ Data not published for all practices because of insufficient reports or relative unimportance of some practices.

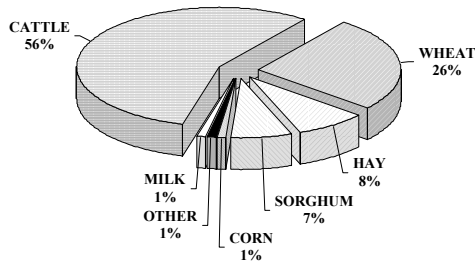
3/ Data not published to avoid disclosure of individual reports.

4/ Due to the State budget difficulties, hogs, sheep, and poultry inventories and inventory value are not available at the county level.

FARM FACTS 2002-2003



VALUE OF PRODUCTION 1/ ELLIS COUNTY



Rank in
State

Census Population, 2000	27,507	22
No. Of Farms, 2002	700	33
Land in Farms, 2002 (Acres)	547,000	27
Acres Harvested, 2002	162,800	65
Farm Value of Crops Harv., 2002	\$16,584,100	82
Value of Cattle & Milk Prod, 2002	\$22,003,100	38
Precipitation Jan.-Dec., 2002 (In.)	17.40	73
Precipitation 30 Year Average (In.)	21.80	79

Wheat, 2002

Acres Seeded in 2001	112,000	39
Acres Harvested in 2002	104,900	34
Yield - Bu./Acre	28	78
Prod - Bu.	2,886,000	44
Farm Value	\$10,140,000	43
Irrigated Acres Harv.	2/	
Yield - Bu./Acre	2/	
Prod. - Bu.	2/	
Cont. Crop Dryland Acres Harv.	37,400	36
Yield - Bu./Acre	25	67
Prod. - Bu.	919,900	45
Summer Fallow Acres Harv.	67,500	18
Yield - Bu./Acre	29	35
Prod. - Bu.	1,966,100	15

Corn, 2002

Acres Planted	3,300	97
Acres Harv. For Grain	1,200	99
Yield - Bu./Acre	62	83
Prod. - Bu.	74,000	102
Farm Value	\$187,900	102
Irrigated Acres Harv.	2/	
Yield - Bu./Acre	2/	
Prod. - Bu.	2/	
Non-Irrigated Acres Harv.	2/	
Yield - Bu./Acre	2/	
Prod. - Bu.	2/	
Acres Harv. For Silage	1,600	61
Yield - Tons/Acre	6.6	66
Prod. - Tons	10,500	68
Farm Value	\$199,200	68

Sorghum, 2002

Acres Planted	32,200	55
Acres Harv. For Grain	28,600	45
Yield - Bu./Acre	36	71
Prod. - Bu.	1,037,800	47
Farm Value	\$2,553,100	47
Irrigated Acres Harv.	500	39
Yield - Bu./Acre	82	22
Prod. - Bu.	41,100	39
Non-Irrigated Acres Harv.	28,100	25
Yield - Bu./Acre	35	51
Prod. - Bu.	996,700	29
Acres Harv. For Silage	2/	
Yield - Tons/Acre	2/	
Prod. - Tons	2/	
Farm Value	2/	

Sunflowers, 2002

Acres Planted	3,100	22
Acres Harvested	2,900	20
Yield - LB./Acre	945	15
Prod. - LB.	2,741,300	19
Farm Value	\$314,200	19

Soybeans, 2002

Acres Planted	1,800	95
Acres Harvested	1,300	94
Yield - Bu./Acre	19	68
Prod. - Bu.	24,700	94
Farm Value	\$134,000	95
Irrigated Acres Harv.	2/	
Yield - Bu./Acre	2/	
Prod. - Bu.	2/	
Non-Irrigated Acres Harv.	2/	
Yield - Bu./Acre	2/	
Prod. - Bu.	2/	

Alfalfa Hay, 2002

Acres Harvested	5,200	63
Yield - Tons/Acre	3.0	56
Prod. - Tons	15,600	64
Farm Value	\$1,521,000	64

All Other Hay, 2002

Acres Harvested	15,700	52
Yield - Tons/Acre	1.2	83
Prod. - Tons	19,600	54
Farm Value	\$1,431,000	54

All Hay, 2002

Acres Harvested	20,900	68
Yield - Tons/Acre	1.7	72
Prod. - Tons	35,200	82
Farm Value	\$2,952,000	86
Pasture Acreage-1997 Census Of Ag	229,000	21

Cattle Inventory, Jan. 1, 2003 4/

All Cattle	57,000	37
Cows That Have Calved	17,900	35
Beef	3/	
Milk	3/	
Other Cattle	39,100	38
Cattle On Feed	3/	
Calves Born In 2002	19,000	27

Cattle Inventory Value 4/

Cattle & Calves, Jan. 1, 2003	\$38,190,000	35
-------------------------------	--------------	----

Production 1/

Milk, 2002 (1,000 Lbs.)	3/
Farm Value	3/

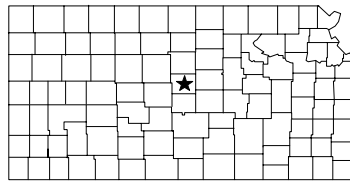
1/ Due to the State budget difficulties, hogs, sheep, and poultry value of production are not available at the county level.

2/ Data not published for all practices because of insufficient reports or relative unimportance of some practices.

3/ Data not published to avoid disclosure of individual reports.

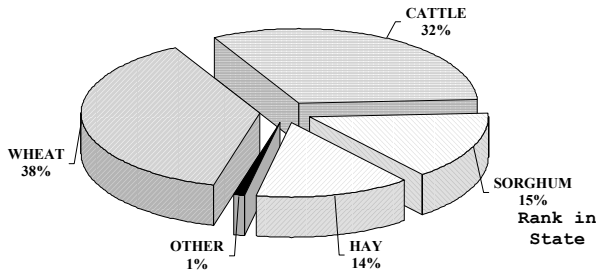
4/ Due to the State budget difficulties, hogs, sheep, and poultry inventories and inventory value are not available at the county level.

FARM FACTS 2002-2003



Rank in
State

VALUE OF PRODUCTION 1/ ELLSWORTH COUNTY



Census Population, 2000	6,525	60
No. Of Farms, 2002	430	73
Land in Farms, 2002 (Acres)	428,000	62
Acres Harvested, 2002	159,840	69
Farm Value of Crops Harv., 2002	\$19,308,600	66
Value of Cattle & Milk Prod, 2002	\$8,993,000	92
Precipitation Jan.-Dec., 2002 (In.)	25.42	45
Precipitation 30 Year Average (In.)	27.88	56

Wheat, 2002

Acres Seeded in 2001	96,000	54
Acres Harvested in 2002	91,800	42
Yield - Bu./Acre	33	56
Prod - Bu.	3,026,000	38
Farm Value	\$10,630,000	38
Irrigated Acres Harv.	2/	
Yield - Bu./Acre	2/	
Prod. - Bu.	2/	
Cont. Crop Dryland Acres Harv.	68,900	27
Yield - Bu./Acre	31	58
Prod. - Bu.	2,158,500	28
Summer Fallow Acres Harv.	22,900	42
Yield - Bu./Acre	38	14
Prod. - Bu.	867,500	36

Corn, 2002

Acres Planted	1,200	104
Acres Harv. For Grain	1,100	101
Yield - Bu./Acre	72	78
Prod. - Bu.	79,000	101
Farm Value	\$200,600	101
Irrigated Acres Harv.	2/	
Yield - Bu./Acre	2/	
Prod. - Bu.	2/	
Non-Irrigated Acres Harv.	2/	
Yield - Bu./Acre	2/	
Prod. - Bu.	2/	
Acres Harv. For Silage	2/	
Yield - Tons/Acre	2/	
Prod. - Tons	2/	
Farm Value	2/	

Sorghum, 2002

Acres Planted	33,200	54
Acres Harv. For Grain	30,200	40
Yield - Bu./Acre	57	31
Prod. - Bu.	1,718,100	30
Farm Value	\$4,226,600	29
Irrigated Acres Harv.	2/	
Yield - Bu./Acre	2/	
Prod. - Bu.	2/	
Non-Irrigated Acres Harv.	2/	
Yield - Bu./Acre	2/	
Prod. - Bu.	2/	
Acres Harv. For Silage	1,300	12
Yield - Tons/Acre	4.9	10
Prod. - Tons	6,400	14
Farm Value	\$102,100	14

Sunflowers, 2002

Acres Planted	2/	
Acres Harvested	2/	
Yield - LB./Acre	2/	
Prod. - LB.	2/	
Farm Value	2/	

Soybeans, 2002

Acres Planted	3,000	87
Acres Harvested	2,100	87
Yield - Bu./Acre	16	80
Prod. - Bu.	32,600	92
Farm Value	\$176,000	93
Irrigated Acres Harv.	2/	
Yield - Bu./Acre	2/	
Prod. - Bu.	2/	
Non-Irrigated Acres Harv.	2/	
Yield - Bu./Acre	2/	
Prod. - Bu.	2/	

Alfalfa Hay, 2002

Acres Harvested	7,500	46
Yield - Tons/Acre	2.3	96
Prod. - Tons	17,500	60
Farm Value	\$1,706,000	60

All Other Hay, 2002

Acres Harvested	24,900	38
Yield - Tons/Acre	1.2	83
Prod. - Tons	30,000	44
Farm Value	\$2,190,000	44

All Hay, 2002

Acres Harvested	32,400	41
Yield - Tons/Acre	1.5	90
Prod. - Tons	47,500	63
Farm Value	\$3,896,000	67
Pasture Acreage-1997 Census Of Ag	165,000	45

Cattle Inventory, Jan. 1, 2003 4/

All Cattle	33,000	80
Cows That Have Calved	14,900	52
Beef	14,900	47
Other Cattle	18,100	85
Cattle On Feed	3/	
Calves Born In 2002	14,500	49

Cattle Inventory Value 4/

Cattle & Calves, Jan. 1, 2003	\$22,110,000	78
-------------------------------	--------------	----

Production 1/

Milk, 2002 (1,000 Lbs.)	3/	
Farm Value	3/	

09/08/03/53

1/ Due to the State budget difficulties, hogs, sheep, and poultry value of production are not available at the county level.

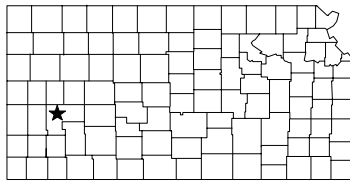
2/ Data not published for all practices because of insufficient reports or relative unimportance of some practices.

3/ Data not published to avoid disclosure of individual reports.

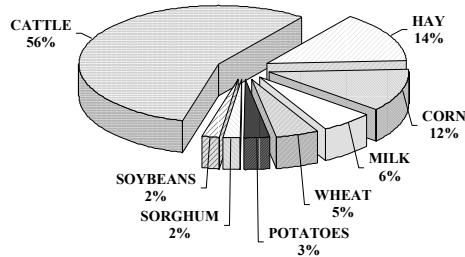
4/ Due to the State budget difficulties, hogs, sheep, and poultry inventories and inventory value are not available at the county level.

09/08/03/53

FARM FACTS 2002-2003



VALUE OF PRODUCTION 1/ FINNEY COUNTY



Sorghum, 2002

		Rank in State
Acres Planted	82,400	6
Acres Harv. For Grain	70,800	6
Yield - Bu./Acre	39	63
Prod. - Bu.	2,780,100	14
Farm Value	\$6,449,900	14
Irrigated Acres Harv.	12,700	2
Yield - Bu./Acre	96	16
Prod. - Bu.	1,216,700	2
Non-Irrigated Acres Harv.	58,100	8
Yield - Bu./Acre	27	61
Prod. - Bu.	1,563,400	16
Acres Harv. For Silage	2/	
Yield - Tons/Acre	2/	
Prod. - Tons	2/	
Farm Value	2/	

Sunflowers, 2002

Acres Planted	7,600	6
Acres Harvested	5,300	8
Yield - LB./Acre	642	29
Prod. - LB.	3,400,600	14
Farm Value	\$381,000	16

Soybeans, 2002

Acres Planted	17,500	54
Acres Harvested	16,200	51
Yield - Bu./Acre	54	2
Prod. - Bu.	874,800	25
Farm Value	\$4,662,000	26
Irrigated Acres Harv.	2/	
Yield - Bu./Acre	2/	
Prod. - Bu.	2/	
Non-Irrigated Acres Harv.	2/	
Yield - Bu./Acre	2/	
Prod. - Bu.	2/	

Alfalfa Hay, 2002

Acres Harvested	61,000	1
Yield - Tons/Acre	6.3	3
Prod. - Tons	384,400	1
Farm Value	\$37,479,000	1

All Other Hay, 2002

Acres Harvested	6,000	85
Yield - Tons/Acre	1.6	36
Prod. - Tons	9,600	82
Farm Value	\$701,000	82

All Hay, 2002

Acres Harvested	67,000	6
Yield - Tons/Acre	5.9	3
Prod. - Tons	394,000	1
Farm Value	\$38,180,000	1
Pasture Acreage-1997 Census Of Ag	132,000	65

Cattle Inventory, Jan. 1, 2003 4/

All Cattle	348,000	1
Cows That Have Calved	15,300	50
Beef	3/	
Milk	3/	
Other Cattle	332,700	1
Cattle On Feed	226,600	2
Calves Born In 2002	14,400	51

Cattle Inventory Value 4/

Cattle & Calves, Jan. 1, 2003	\$233,160,000	1
-------------------------------	---------------	---

Production 1/

Milk, 2002 (1,000 Lbs.)	3/	
Farm Value	3/	

1/ Due to the State budget difficulties, hogs, sheep, and poultry value of production are not available at the county level.

2/ Data not published for all practices because of insufficient reports or relative unimportance of some practices.

3/ Data not published to avoid disclosure of individual reports.

4/ Due to the State budget difficulties, hogs, sheep, and poultry inventories and inventory value are not available at the county level.

09/08/03/55

		Rank in State
Census Population, 2000	40,523	11
No. Of Farms, 2002	510	52
Land in Farms, 2002 (Acres)	750,000	2
Acres Harvested, 2002	361,140	5
Farm Value of Crops Harv., 2002	\$104,417,700	1
Value of Cattle & Milk Prod, 2002	\$176,509,900	1
Precipitation Jan.-Dec., 2002 (In.)	14.04	81
Precipitation 30 Year Average (In.)	19.39	90

Wheat, 2002

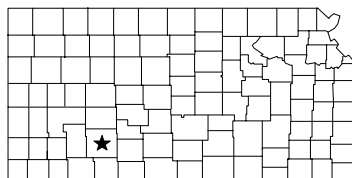
Acres Seeded in 2001	166,000	11
Acres Harvested in 2002	122,700	17
Yield - Bu./Acre	33	56
Prod - Bu.	4,055,000	22
Farm Value	\$13,645,000	22
Irrigated Acres Harv.	41,800	1
Yield - Bu./Acre	45	7
Prod. - Bu.	1,868,500	1
Cont. Crop Dryland Acres Harv.	18,600	57
Yield - Bu./Acre	22	76
Prod. - Bu.	406,600	60
Summer Fallow Acres Harv.	62,300	19
Yield - Bu./Acre	29	35
Prod. - Bu.	1,779,900	20

Corn, 2002

Acres Planted	78,100	9
Acres Harv. For Grain	68,200	9
Yield - Bu./Acre	176	5
Prod. - Bu.	12,034,000	5
Farm Value	\$31,043,100	5
Irrigated Acres Harv.	67,000	5
Yield - Bu./Acre	179	5
Prod. - Bu.	12,015,000	5
Non-Irrigated Acres Harv.	1,200	49
Yield - Bu./Acre	16	61
Prod. - Bu.	19,000	55
Acres Harv. For Silage	5,700	25
Yield - Tons/Acre	14.9	4
Prod. - Tons	85,000	12
Farm Value	\$1,664,200	11

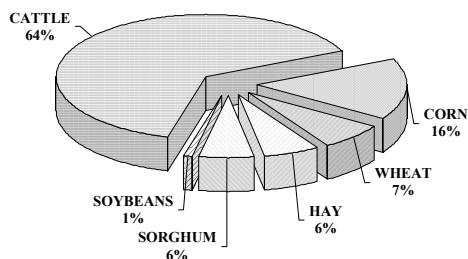
09/08/03/55

FARM FACTS 2002-2003



Rank in
State

VALUE OF PRODUCTION 1/ FORD COUNTY



57

		Rank in State
Census Population, 2000	32,458	17
No. Of Farms, 2002	730	30
Land in Farms, 2002 (Acres)	680,000	7
Acres Harvested, 2002	273,390	16
Farm Value of Crops Harv., 2002	\$46,595,000	16
Value of Cattle & Milk Prod, 2002	\$81,609,100	7
Precipitation Jan.-Dec., 2002 (In.)	17.84	70
Precipitation 30 Year Average (In.)	21.49	82

Wheat, 2002

Acres Seeded in 2001	186,000	8
Acres Harvested in 2002	111,400	28
Yield - Bu./Acre	23	96
Prod - Bu.	2,580,000	47
Farm Value	\$8,675,000	47
Irrigated Acres Harv.	13,700	13
Yield - Bu./Acre	32	37
Prod. - Bu.	435,600	18
Cont. Crop Dryland Acres Harv.	10,400	73
Yield - Bu./Acre	19	81
Prod. - Bu.	202,500	81
Summer Fallow Acres Harv.	87,300	10
Yield - Bu./Acre	22	52
Prod. - Bu.	1,941,900	17

Corn, 2002

Acres Planted	57,900	20
Acres Harv. For Grain	45,200	19
Yield - Bu./Acre	156	12
Prod. - Bu.	7,043,000	14
Farm Value	\$18,168,300	14
Irrigated Acres Harv.	44,300	14
Yield - Bu./Acre	158	22
Prod. - Bu.	7,020,000	13
Non-Irrigated Acres Harv.	900	53
Yield - Bu./Acre	26	44
Prod. - Bu.	23,000	51
Acres Harv. For Silage	9,700	13
Yield - Tons/Acre	14.6	6
Prod. - Tons	142,000	2
Farm Value	\$2,780,300	2

Sorghum, 2002

Acres Planted	91,300	4
Acres Harv. For Grain	74,400	4
Yield - Bu./Acre	42	60
Prod. - Bu.	3,100,700	9
Farm Value	\$7,193,700	10
Irrigated Acres Harv.	13,800	1
Yield - Bu./Acre	103	7
Prod. - Bu.	1,426,600	1
Non-Irrigated Acres Harv.	60,600	6
Yield - Bu./Acre	28	59
Prod. - Bu.	1,674,100	15
Acres Harv. For Silage	2/	2/
Yield - Tons/Acre	2/	2/
Prod. - Tons	2/	2/
Farm Value	2/	2/

Sunflowers, 2002

Acres Planted	2/	
Acres Harvested	2/	
Yield - LB./Acre	2/	
Prod. - LB.	2/	
Farm Value	2/	

Soybeans, 2002

Acres Planted	10,600	65
Acres Harvested	8,800	65
Yield - Bu./Acre	39	14
Prod. - Bu.	343,500	59
Farm Value	\$1,830,000	60
Irrigated Acres Harv.	2/	
Yield - Bu./Acre	2/	
Prod. - Bu.	2/	
Non-Irrigated Acres Harv.	2/	
Yield - Bu./Acre	2/	
Prod. - Bu.	2/	

Alfalfa Hay, 2002

Acres Harvested	11,900	24
Yield - Tons/Acre	5.4	13
Prod. - Tons	64,200	13
Farm Value	\$6,260,000	13

All Other Hay, 2002

Acres Harvested	8,700	73
Yield - Tons/Acre	1.8	22
Prod. - Tons	15,500	64
Farm Value	\$1,132,000	64

All Hay, 2002

Acres Harvested	20,600	69
Yield - Tons/Acre	3.9	11
Prod. - Tons	79,700	28
Farm Value	\$7,392,000	20
Pasture Acreage-1997 Census Of Ag	171,000	39

Cattle Inventory, Jan. 1, 2003 4/

All Cattle	173,000	4
Cows That Have Calved	11,750	75
Beef	3/	
Milk	3/	
Other Cattle	161,250	4
Cattle On Feed	115,700	5
Calves Born In 2002	12,000	65

Cattle Inventory Value 4/

Cattle & Calves, Jan. 1, 2003	\$115,910,000	4
-------------------------------	---------------	---

Production 1/

Milk, 2002 (1,000 Lbs.)	3/	
Farm Value	3/	

1/ Due to the State budget difficulties, hogs, sheep, and poultry value of production are not available at the county level.

2/ Data not published for all practices because of insufficient reports or relative unimportance of some practices.

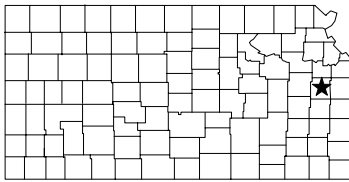
3/ Data not published to avoid disclosure of individual reports.

4/ Due to the State budget difficulties, hogs, sheep, and poultry inventories and inventory value are not available at the county level.

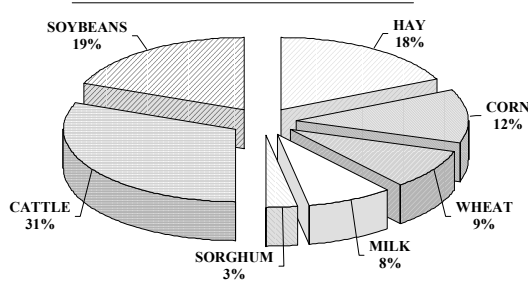
09/08/03/57

09/08/03/57

FARM FACTS 2002-2003



VALUE OF PRODUCTION 1/ FRANKLIN COUNTY



Sorghum, 2002

		Rank in State
Acres Planted	6,300	88
Acres Harv. For Grain	5,100	87
Yield - Bu./Acre	62	23
Prod. - Bu.	317,900	84
Farm Value	\$756,600	83
Irrigated Acres Harv.	2/	
Yield - Bu./Acre	2/	
Prod. - Bu.	2/	
Non-Irrigated Acres Harv.	5,100	61
Yield - Bu./Acre	62	22
Prod. - Bu.	317,900	58
Acres Harv. For Silage	2/	
Yield - Tons/Acre	2/	
Prod. - Tons	2/	
Farm Value	2/	

Sunflowers, 2002

Acres Planted	2/
Acres Harvested	2/
Yield - LB./Acre	2/
Prod. - LB.	2/
Farm Value	2/

Soybeans, 2002

Acres Planted	67,400	10
Acres Harvested	65,100	9
Yield - Bu./Acre	16	80
Prod. - Bu.	1,044,100	15
Farm Value	\$5,689,000	15
Irrigated Acres Harv.	2/	
Yield - Bu./Acre	2/	
Prod. - Bu.	2/	
Non-Irrigated Acres Harv.	2/	
Yield - Bu./Acre	2/	
Prod. - Bu.	2/	

Alfalfa Hay, 2002

Acres Harvested	3,700	75
Yield - Tons/Acre	2.8	70
Prod. - Tons	10,400	80
Farm Value	\$1,014,000	80

All Other Hay, 2002

Acres Harvested	48,200	11
Yield - Tons/Acre	1.3	69
Prod. - Tons	63,600	17
Farm Value	\$4,643,000	17

All Hay, 2002

Acres Harvested	51,900	17
Yield - Tons/Acre	1.4	98
Prod. - Tons	74,000	33
Farm Value	\$5,657,000	40
Pasture Acreage-1997 Census Of Ag	119,000	76

Cattle Inventory, Jan. 1, 2003 4/

All Cattle	33,000	80
Cows That Have Calved	20,850	24
Beef	19,900	24
Milk	950	18
Other Cattle	12,150	95
Cattle On Feed	3/	
Calves Born In 2002	18,100	30

Cattle Inventory Value 4/

Cattle & Calves, Jan. 1, 2003	\$22,110,000	78
-------------------------------	--------------	----

Production 1/

Milk, 2002 (1,000 Lbs.)	19,700	8
Farm Value	\$2,305,000	8

1/ Due to the State budget difficulties, hogs, sheep, and poultry value of production are not available at the county level.

2/ Data not published for all practices because of insufficient reports or relative unimportance of some practices.

3/ Data not published to avoid disclosure of individual reports.

4/ Due to the State budget difficulties, hogs, sheep, and poultry inventories and inventory value are not available at the county level.

09/08/03/59

		Rank in State
Census Population, 2000	24,784	24
No. Of Farms, 2002	950	14
Land in Farms, 2002 (Acres)	314,000	88
Acres Harvested, 2002	167,740	60
Farm Value of Crops Harv., 2002	\$18,794,000	70
Value of Cattle & Milk Prod, 2002	\$11,924,700	70
Precipitation Jan.-Dec., 2002 (In.)	27.67	40
Precipitation 30 Year Average (In.)	38.86	16

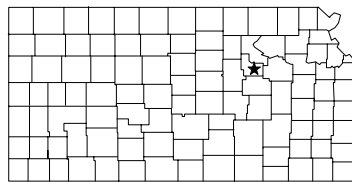
Wheat, 2002

Acres Seeded in 2001	20,300	83
Acres Harvested in 2002	17,500	83
Yield - Bu./Acre	44	15
Prod - Bu.	764,000	81
Farm Value	\$2,670,000	81
Irrigated Acres Harv.	2/	
Yield - Bu./Acre	2/	
Prod. - Bu.	2/	
Cont. Crop Dryland Acres Harv.	17,500	58
Yield - Bu./Acre	44	15
Prod. - Bu.	764,000	46
Summer Fallow Acres Harv.	2/	
Yield - Bu./Acre	2/	
Prod. - Bu.	2/	

Corn, 2002

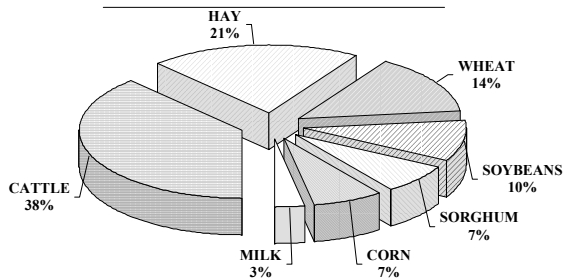
Acres Planted	27,400	45
Acres Harv. For Grain	26,100	32
Yield - Bu./Acre	59	86
Prod. - Bu.	1,535,000	47
Farm Value	\$3,514,600	48
Irrigated Acres Harv.	2/	
Yield - Bu./Acre	2/	
Prod. - Bu.	2/	
Non-Irrigated Acres Harv.	2/	
Yield - Bu./Acre	2/	
Prod. - Bu.	2/	
Acres Harv. For Silage	2/	
Yield - Tons/Acre	2/	
Prod. - Tons	2/	
Farm Value	2/	

FARM FACTS 2002-2003



Rank in
State

VALUE OF PRODUCTION 1/ GEARY COUNTY



Rank in
State

Census Population, 2000	27,947	21
No. Of Farms, 2002	240	101
Land in Farms, 2002 (Acres)	162,000	103
Acres Harvested, 2002	56,050	102
Farm Value of Crops Harv., 2002	\$7,871,700	100
Value of Cattle & Milk Prod, 2002	\$5,568,400	103
Precipitation Jan.-Dec., 2002 (In.)	23.94	50
Precipitation 30 Year Average (In.)	31.98	40

Wheat, 2002

Acres Seeded in 2001	14,000	87
Acres Harvested in 2002	13,900	86
Yield - Bu./Acre	40	27
Prod - Bu.	552,000	86
Farm Value	\$1,930,000	85
Irrigated Acres Harv.	2/	
Yield - Bu./Acre	2/	
Prod. - Bu.	2/	
Cont. Crop Dryland Acres Harv.	13,900	68
Yield - Bu./Acre	40	27
Prod. - Bu.	552,000	53
Summer Fallow Acres Harv.	2/	
Yield - Bu./Acre	2/	
Prod. - Bu.	2/	

Corn, 2002

Acres Planted	6,200	88
Acres Harv. For Grain	4,300	83
Yield - Bu./Acre	75	73
Prod. - Bu.	322,000	86
Farm Value	\$737,300	87
Irrigated Acres Harv.	1,600	58
Yield - Bu./Acre	148	29
Prod. - Bu.	237,000	58
Non-Irrigated Acres Harv.	2,700	34
Yield - Bu./Acre	31	30
Prod. - Bu.	85,000	34
Acres Harv. For Silage	1,500	65
Yield - Tons/Acre	6.0	72
Prod. - Tons	9,000	73
Farm Value	\$151,400	75

Sorghum, 2002

Acres Planted	7,100	84
Acres Harv. For Grain	6,400	83
Yield - Bu./Acre	55	34
Prod. - Bu.	353,800	82
Farm Value	\$842,100	82
Irrigated Acres Harv.	2/	
Yield - Bu./Acre	2/	
Prod. - Bu.	2/	
Non-Irrigated Acres Harv.	6,400	57
Yield - Bu./Acre	55	31
Prod. - Bu.	353,800	57
Acres Harv. For Silage	2/	
Yield - Tons/Acre	2/	
Prod. - Tons	2/	
Farm Value	2/	

Sunflowers, 2002

Acres Planted	2/	
Acres Harvested	2/	
Yield - LB./Acre	2/	
Prod. - LB.	2/	
Farm Value	2/	

Soybeans, 2002

Acres Planted	13,600	59
Acres Harvested	11,700	59
Yield - Bu./Acre	21	61
Prod. - Bu.	245,700	67
Farm Value	\$1,339,000	67
Irrigated Acres Harv.	2/	
Yield - Bu./Acre	2/	
Prod. - Bu.	2/	
Non-Irrigated Acres Harv.	2/	
Yield - Bu./Acre	2/	
Prod. - Bu.	2/	

Alfalfa Hay, 2002

Acres Harvested	6,500	51
Yield - Tons/Acre	3.0	56
Prod. - Tons	19,500	56
Farm Value	\$1,901,000	56

All Other Hay, 2002

Acres Harvested	10,800	66
Yield - Tons/Acre	1.1	90
Prod. - Tons	11,800	76
Farm Value	\$861,500	76

All Hay, 2002

Acres Harvested	17,300	74
Yield - Tons/Acre	1.8	63
Prod. - Tons	31,300	89
Farm Value	\$2,762,500	88
Pasture Acreage-1997 Census Of Ag	91,000	87

Cattle Inventory, Jan. 1, 2003 4/

All Cattle	19,000	102
Cows That Have Calved	8,600	92
Beef	3/	
Milk	3/	
Other Cattle	10,400	101
Cattle On Feed	3/	
Calves Born In 2002	8,000	90

Cattle Inventory Value 4/

Cattle & Calves, Jan. 1, 2003	\$12,730,000	100
-------------------------------	--------------	-----

Production 1/

Milk, 2002 (1,000 Lbs.)	3/	
Farm Value	3/	

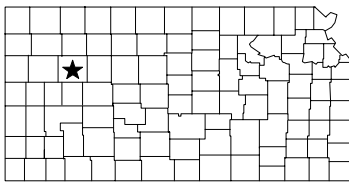
1/ Due to the State budget difficulties, hogs, sheep, and poultry value of production are not available at the county level.

2/ Data not published for all practices because of insufficient reports or relative unimportance of some practices.

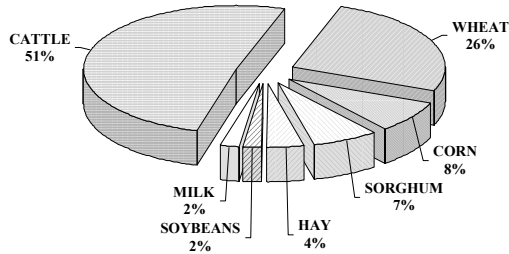
3/ Data not published to avoid disclosure of individual reports.

4/ Due to the State budget difficulties, hogs, sheep, and poultry inventories and inventory value are not available at the county level.

FARM FACTS 2002-2003



VALUE OF PRODUCTION 1/ GOVE COUNTY



		Rank in State
Census Population, 2000	3,068	91
No. Of Farms, 2002	450	69
Land in Farms, 2002 (Acres)	680,000	7
Acres Harvested, 2002	208,150	40
Farm Value of Crops Harv., 2002	\$22,459,100	57
Value of Cattle & Milk Prod, 2002	\$25,976,900	26
Precipitation Jan.-Dec., 2002 (In.)	13.67	83
Precipitation 30 Year Average (In.)	23.60	70
Wheat, 2002		
Acres Seeded in 2001	125,500	32
Acres Harvested in 2002	114,500	25
Yield - Bu./Acre	32	60
Prod - Bu.	3,692,000	24
Farm Value	\$12,530,000	24
Irrigated Acres Harv.	4,000	29
Yield - Bu./Acre	42	15
Prod. - Bu.	168,500	28
Cont. Crop Dryland Acres Harv.	12,200	70
Yield - Bu./Acre	15	98
Prod. - Bu.	186,100	84
Summer Fallow Acres Harv.	98,300	6
Yield - Bu./Acre	34	22
Prod. - Bu.	3,337,400	3
Corn, 2002		
Acres Planted	28,700	41
Acres Harv. For Grain	14,300	55
Yield - Bu./Acre	61	84
Prod. - Bu.	872,000	62
Farm Value	\$2,223,300	62
Irrigated Acres Harv.	3,600	46
Yield - Bu./Acre	135	48
Prod. - Bu.	487,000	43
Non-Irrigated Acres Harv.	10,700	12
Yield - Bu./Acre	36	18
Prod. - Bu.	385,000	15
Acres Harv. For Silage	7,100	19
Yield - Tons/Acre	10.0	30
Prod. - Tons	71,000	16
Farm Value	\$1,411,800	16

		Rank in State
Sorghum, 2002		
Acres Planted	66,700	16
Acres Harv. For Grain	50,200	20
Yield - Bu./Acre	24	96
Prod. - Bu.	1,216,900	41
Farm Value	\$2,872,000	41
Irrigated Acres Harv.	1,200	31
Yield - Bu./Acre	91	17
Prod. - Bu.	109,000	31
Non-Irrigated Acres Harv.	49,000	13
Yield - Bu./Acre	23	64
Prod. - Bu.	1,107,900	25
Acres Harv. For Silage	3,300	4
Yield - Tons/Acre	5.2	9
Prod. - Tons	17,300	5
Farm Value	\$288,100	5

Sunflowers, 2002		
Acres Planted	2/	
Acres Harvested	2/	
Yield - LB./Acre	2/	
Prod. - LB.	2/	
Farm Value	2/	

Soybeans, 2002		
Acres Planted	6,300	75
Acres Harvested	5,400	74
Yield - Bu./Acre	27	37
Prod. - Bu.	145,500	76
Farm Value	\$774,000	76
Irrigated Acres Harv.	2/	
Yield - Bu./Acre	2/	
Prod. - Bu.	2/	
Non-Irrigated Acres Harv.	2/	
Yield - Bu./Acre	2/	
Prod. - Bu.	2/	

Alfalfa Hay, 2002		
Acres Harvested	2,200	95
Yield - Tons/Acre	3.7	29
Prod. - Tons	8,100	90
Farm Value	\$789,000	90

All Other Hay, 2002		
Acres Harvested	8,000	76
Yield - Tons/Acre	2.3	2
Prod. - Tons	18,600	58
Farm Value	\$1,358,000	58

All Hay, 2002		
Acres Harvested	10,200	93
Yield - Tons/Acre	2.6	26
Prod. - Tons	26,700	93
Farm Value	\$2,147,000	93
Pasture Acreage-1997 Census Of Ag	272,000	12

Cattle Inventory, Jan. 1, 2003 4/		
All Cattle	83,000	15
Cows That Have Calved	13,300	60
Beef	3/	
Milk	3/	
Other Cattle	69,700	14
Cattle On Feed	3/	
Calves Born In 2002	13,700	56

Cattle Inventory Value 4/		
Cattle & Calves, Jan. 1, 2003	\$55,610,000	14

Production 1/		
Milk, 2002 (1,000 Lbs.)	3/	
Farm Value	3/	

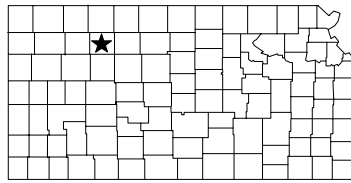
1/ Due to the State budget difficulties, hogs, sheep, and poultry value of production are not available at the county level.

2/ Data not published for all practices because of insufficient reports or relative unimportance of some practices.

3/ Data not published to avoid disclosure of individual reports.

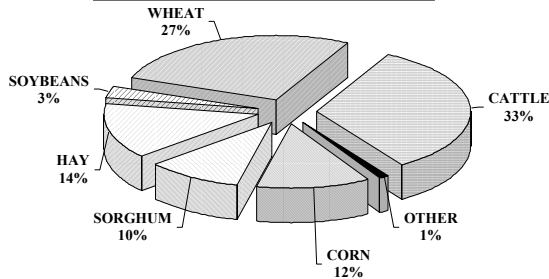
4/ Due to the State budget difficulties, hogs, sheep, and poultry inventories and inventory value are not available at the county level.

FARM FACTS 2002-2003



Rank in
State

VALUE OF PRODUCTION 1/ GRAHAM COUNTY



Rank in
State

Census Population, 2000	2,946	95
No. Of Farms, 2002	380	80
Land in Farms, 2002 (Acres)	518,000	36
Acres Harvested, 2002	163,330	64
Farm Value of Crops Harv., 2002	\$16,941,500	78
Value of Cattle & Milk Prod, 2002	\$8,726,200	93
Precipitation Jan.-Dec., 2002 (In.)	14.40	80
Precipitation 30 Year Average (In.)	21.05	83

Wheat, 2002

Acres Seeded in 2001	94,000	56
Acres Harvested in 2002	79,300	51
Yield - Bu./Acre	26	87
Prod - Bu.	2,057,000	58
Farm Value	\$7,000,000	58
Irrigated Acres Harv.	1,800	34
Yield - Bu./Acre	43	13
Prod. - Bu.	76,800	33
Cont. Crop Dryland Acres Harv.	15,600	60
Yield - Bu./Acre	11	102
Prod. - Bu.	171,600	88
Summer Fallow Acres Harv.	61,900	20
Yield - Bu./Acre	29	35
Prod. - Bu.	1,808,600	18

Corn, 2002

Acres Planted	19,300	57
Acres Harv. For Grain	10,600	67
Yield - Bu./Acre	73	77
Prod. - Bu.	769,000	68
Farm Value	\$1,929,900	67
Irrigated Acres Harv.	5,100	43
Yield - Bu./Acre	130	53
Prod. - Bu.	663,000	40
Non-Irrigated Acres Harv.	5,500	22
Yield - Bu./Acre	19	59
Prod. - Bu.	106,000	31
Acres Harv. For Silage	6,200	22
Yield - Tons/Acre	8.5	43
Prod. - Tons	53,000	25
Farm Value	\$1,043,100	23

Sorghum, 2002

Acres Planted	48,000	34
Acres Harv. For Grain	37,800	35
Yield - Bu./Acre	26	92
Prod. - Bu.	991,300	48
Farm Value	\$2,280,000	50
Irrigated Acres Harv.	2/	
Yield - Bu./Acre	2/	
Prod. - Bu.	2/	
Non-Irrigated Acres Harv.	2/	
Yield - Bu./Acre	2/	
Prod. - Bu.	2/	
Acres Harv. For Silage	2/	
Yield - Tons/Acre	2/	
Prod. - Tons	2/	
Farm Value	2/	

Sunflowers, 2002

Acres Planted	2/	
Acres Harvested	2/	
Yield - LB./Acre	2/	
Prod. - LB.	2/	
Farm Value	2/	

Soybeans, 2002

Acres Planted	5,400	79
Acres Harvested	5,200	75
Yield - Bu./Acre	25	41
Prod. - Bu.	130,000	78
Farm Value	\$693,000	78
Irrigated Acres Harv.	2/	
Yield - Bu./Acre	2/	
Prod. - Bu.	2/	
Non-Irrigated Acres Harv.	2/	
Yield - Bu./Acre	2/	
Prod. - Bu.	2/	

Alfalfa Hay, 2002

Acres Harvested	5,700	59
Yield - Tons/Acre	4.0	23
Prod. - Tons	22,800	48
Farm Value	\$2,223,000	48

All Other Hay, 2002

Acres Harvested	12,800	60
Yield - Tons/Acre	1.4	57
Prod. - Tons	18,000	60
Farm Value	\$1,314,000	60

All Hay, 2002

Acres Harvested	18,500	71
Yield - Tons/Acre	2.2	39
Prod. - Tons	40,800	73
Farm Value	\$3,537,000	72
Pasture Acreage-1997 Census Of Ag	196,000	32

Cattle Inventory, Jan. 1, 2003 4/

All Cattle	30,000	86
Cows That Have Calved	14,900	52
Beef	3/	
Milk	3/	
Other Cattle	15,100	89
Cattle On Feed	3/	
Calves Born In 2002	15,300	41

Cattle Inventory Value 4/

Cattle & Calves, Jan. 1, 2003	\$20,100,000	84
-------------------------------	--------------	----

Production 1/

Milk, 2002 (1,000 Lbs.)	3/	
Farm Value	3/	

1/ Due to the State budget difficulties, hogs, sheep, and poultry value of production are not available at the county level.

2/ Data not published for all practices because of insufficient reports or relative unimportance of some practices.

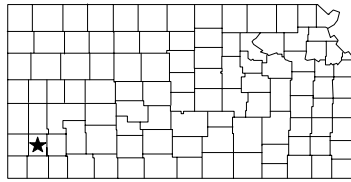
3/ Data not published to avoid disclosure of individual reports.

4/ Due to the State budget difficulties, hogs, sheep, and poultry inventories and inventory value are not available at the county level.

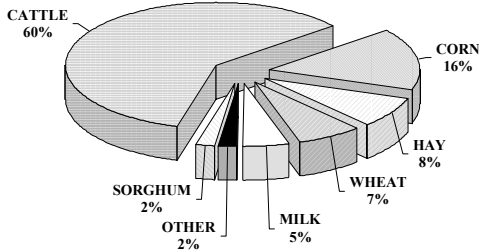
09/08/03/65

09/08/03/65

FARM FACTS 2002-2003



VALUE OF PRODUCTION 1/ GRANT COUNTY



Rank in
State

Census Population, 2000	7,909	52
No. Of Farms, 2002	260	97
Land in Farms, 2002 (Acres)	358,000	76
Acres Harvested, 2002	157,810	70
Farm Value of Crops Harv., 2002	\$39,238,800	24
Value of Cattle & Milk Prod, 2002	\$75,248,000	9
Precipitation Jan.-Dec., 2002 (In.)	11.75	97
Precipitation 30 Year Average (In.)	16.86	101

Wheat, 2002

Acres Seeded in 2001	81,000	63
Acres Harvested in 2002	63,000	59
Yield - Bu./Acre	36	41
Prod - Bu.	2,261,000	52
Farm Value	\$7,605,000	53
Irrigated Acres Harv.	29,800	5
Yield - Bu./Acre	53	2
Prod. - Bu.	1,593,500	3
Cont. Crop Dryland Acres Harv.	3,800	96
Yield - Bu./Acre	15	98
Prod. - Bu.	57,000	97
Summer Fallow Acres Harv.	29,400	37
Yield - Bu./Acre	21	53
Prod. - Bu.	610,500	43

Corn, 2002

Acres Planted	46,800	25
Acres Harv. For Grain	34,200	23
Yield - Bu./Acre	186	1
Prod. - Bu.	6,369,000	16
Farm Value	\$16,429,600	15
Irrigated Acres Harv.	33,300	17
Yield - Bu./Acre	191	1
Prod. - Bu.	6,355,000	14
Non-Irrigated Acres Harv.	900	53
Yield - Bu./Acre	16	61
Prod. - Bu.	14,000	61
Acres Harv. For Silage	11,000	9
Yield - Tons/Acre	10.5	26
Prod. - Tons	115,000	8
Farm Value	\$2,251,600	7

09/08/03/67

Sorghum, 2002

		Rank in State
Acres Planted	46,300	35
Acres Harv. For Grain	27,000	49
Yield - Bu./Acre	42	60
Prod. - Bu.	1,137,300	45
Farm Value	\$2,638,600	46
Irrigated Acres Harv.	11,200	4
Yield - Bu./Acre	68	28
Prod. - Bu.	765,300	5
Non-Irrigated Acres Harv.	15,800	42
Yield - Bu./Acre	24	62
Prod. - Bu.	372,000	52
Acres Harv. For Silage	2/	
Yield - Tons/Acre	2/	
Prod. - Tons	2/	
Farm Value	2/	

Sunflowers, 2002

Acres Planted	3,100	22
Acres Harvested	3,000	19
Yield - LB./Acre	1,149	7
Prod. - LB.	3,447,400	13
Farm Value	\$380,700	17

Soybeans, 2002

Acres Planted	2/	
Acres Harvested	2/	
Yield - Bu./Acre	2/	
Prod. - Bu.	2/	
Farm Value	2/	
Irrigated Acres Harv.	2/	
Yield - Bu./Acre	2/	
Prod. - Bu.	2/	
Non-Irrigated Acres Harv.	2/	
Yield - Bu./Acre	2/	
Prod. - Bu.	2/	

Alfalfa Hay, 2002

Acres Harvested	15,000	16
Yield - Tons/Acre	6.3	3
Prod. - Tons	94,500	7
Farm Value	\$9,214,000	7

All Other Hay, 2002

Acres Harvested	2,300	98
Yield - Tons/Acre	1.8	22
Prod. - Tons	4,100	96
Farm Value	\$299,000	97

All Hay, 2002

Acres Harvested	17,300	74
Yield - Tons/Acre	5.7	4
Prod. - Tons	98,600	15
Farm Value	\$9,513,000	12
Pasture Acreage-1997 Census Of Ag	56,000	98

Cattle Inventory, Jan. 1, 2003 4/

All Cattle	156,000	6
Cows That Have Calved	8,700	91
Beef	3/	
Milk	3/	
Other Cattle	147,300	6
Cattle On Feed	3/	
Calves Born In 2002	7,000	96

Cattle Inventory Value 4/

Cattle & Calves, Jan. 1, 2003	\$104,520,000	6
-------------------------------	---------------	---

Production 1/

Milk, 2002 (1,000 Lbs.)	3/	
Farm Value	3/	

1/ Due to the State budget difficulties, hogs, sheep, and poultry value of production are not available at the county level.

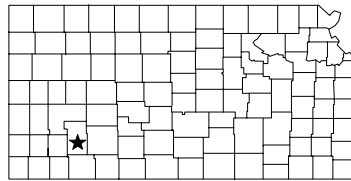
2/ Data not published for all practices because of insufficient reports or relative unimportance of some practices.

3/ Data not published to avoid disclosure of individual reports.

4/ Due to the State budget difficulties, hogs, sheep, and poultry inventories and inventory value are not available at the county level.

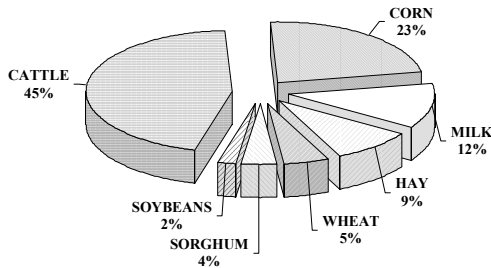
09/08/03/67

FARM FACTS 2002-2003



Rank in
State

VALUE OF PRODUCTION 1/ GRAY COUNTY



Rank in
State

Census Population, 2000	5,904	66
No. Of Farms, 2002	500	56
Land in Farms, 2002 (Acres)	531,000	31
Acres Harvested, 2002	274,630	14
Farm Value of Crops Harv., 2002	\$70,183,400	4
Value of Cattle & Milk Prod, 2002	\$93,059,500	4
Precipitation Jan.-Dec., 2002 (In.)	12.85	91
Precipitation 30 Year Average (In.)	22.88	75

Wheat, 2002

Acres Seeded in 2001	129,000	28
Acres Harvested in 2002	85,000	46
Yield - Bu./Acre	28	78
Prod - Bu.	2,400,000	48
Farm Value	\$8,070,000	49
Irrigated Acres Harv.	27,700	7
Yield - Bu./Acre	38	26
Prod. - Bu.	1,058,700	6
Cont. Crop Dryland Acres Harv.	1,900	101
Yield - Bu./Acre	19	81
Prod. - Bu.	36,100	101
Summer Fallow Acres Harv.	55,400	23
Yield - Bu./Acre	24	48
Prod. - Bu.	1,305,200	28

Corn, 2002

Acres Planted	89,100	7
Acres Harv. For Grain	81,200	4
Yield - Bu./Acre	177	3
Prod. - Bu.	14,376,000	3
Farm Value	\$37,084,600	3
Irrigated Acres Harv.	78,900	3
Yield - Bu./Acre	181	4
Prod. - Bu.	14,315,000	3
Non-Irrigated Acres Harv.	2,300	38
Yield - Bu./Acre	27	41
Prod. - Bu.	61,000	38
Acres Harv. For Silage	4,500	33
Yield - Tons/Acre	10.9	20
Prod. - Tons	49,000	27
Farm Value	\$959,400	27

Sorghum, 2002

Acres Planted	79,900	8
Acres Harv. For Grain	57,000	13
Yield - Bu./Acre	38	66
Prod. - Bu.	2,194,300	18
Farm Value	\$5,090,900	20
Irrigated Acres Harv.	10,700	5
Yield - Bu./Acre	80	24
Prod. - Bu.	856,600	4
Non-Irrigated Acres Harv.	46,300	15
Yield - Bu./Acre	29	57
Prod. - Bu.	1,337,700	20
Acres Harv. For Silage	6,000	2
Yield - Tons/Acre	11.5	1
Prod. - Tons	68,800	1
Farm Value	\$1,131,900	1

Sunflowers, 2002

Acres Planted	2/
Acres Harvested	2/
Yield - LB./Acre	2/
Prod. - LB.	2/
Farm Value	2/

Soybeans, 2002

Acres Planted	13,500	60
Acres Harvested	13,100	58
Yield - Bu./Acre	50	6
Prod. - Bu.	655,000	40
Farm Value	\$3,490,000	40
Irrigated Acres Harv.	2/	
Yield - Bu./Acre	2/	
Prod. - Bu.	2/	
Non-Irrigated Acres Harv.	2/	
Yield - Bu./Acre	2/	
Prod. - Bu.	2/	

Alfalfa Hay, 2002

Acres Harvested	23,000	6
Yield - Tons/Acre	6.1	5
Prod. - Tons	140,300	4
Farm Value	\$13,679,000	4

All Other Hay, 2002

Acres Harvested	2,300	98
Yield - Tons/Acre	2.1	7
Prod. - Tons	4,800	95
Farm Value	\$350,500	95

All Hay, 2002

Acres Harvested	25,300	56
Yield - Tons/Acre	5.7	4
Prod. - Tons	145,100	6
Farm Value	\$14,029,500	5
Pasture Acreage-1997 Census Of Ag	107,000	82

Cattle Inventory, Jan. 1, 2003 4/

All Cattle	173,000	4
Cows That Have Calved	15,350	49
Beef	3/	
Milk	3/	
Other Cattle	157,650	5
Cattle On Feed	134,900	4
Calves Born In 2002	11,600	69

Cattle Inventory Value 4/

Cattle & Calves, Jan. 1, 2003	\$115,910,000	4
-------------------------------	---------------	---

Production 1/

Milk, 2002 (1,000 Lbs.)	3/
Farm Value	3/

1/ Due to the State budget difficulties, hogs, sheep, and poultry value of production are not available at the county level.

2/ Data not published for all practices because of insufficient reports or relative unimportance of some practices.

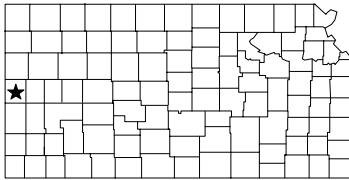
3/ Data not published to avoid disclosure of individual reports.

4/ Due to the State budget difficulties, hogs, sheep, and poultry inventories and inventory value are not available at the county level.

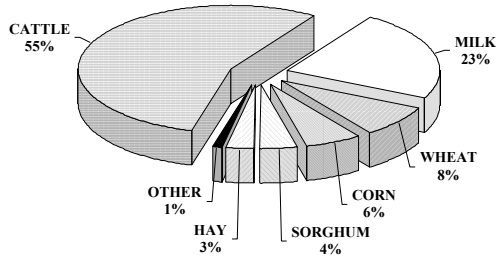
09/08/03/69

09/08/03/69

FARM FACTS 2002-2003



VALUE OF PRODUCTION 1/ GREELEY COUNTY



Rank in
State

Census Population, 2000	1,534	105
No. Of Farms, 2002	240	101
Land in Farms, 2002 (Acres)	445,000	56
Acres Harvested, 2002	91,260	97
Farm Value of Crops Harv., 2002	\$6,089,900	103
Value of Cattle & Milk Prod, 2002	\$21,975,300	39
Precipitation Jan.-Dec., 2002 (In.)	10.21	103
Precipitation 30 Year Average (In.)	15.96	103

Wheat, 2002

Acres Seeded in 2001	171,000	9
Acres Harvested in 2002	42,300	70
Yield - Bu./Acre	15	105
Prod - Bu.	652,000	82
Farm Value	\$2,210,000	83
Irrigated Acres Harv.	6,800	24
Yield - Bu./Acre	26	43
Prod. - Bu.	176,700	27
Cont. Crop Dryland Acres Harv.	2,300	100
Yield - Bu./Acre	17	90
Prod. - Bu.	40,100	99
Summer Fallow Acres Harv.	33,200	35
Yield - Bu./Acre	13	66
Prod. - Bu.	435,200	47

Corn, 2002

Acres Planted	44,700	27
Acres Harv. For Grain	10,900	66
Yield - Bu./Acre	54	94
Prod. - Bu.	590,000	72
Farm Value	\$1,504,300	70
Irrigated Acres Harv.	5,700	40
Yield - Bu./Acre	84	65
Prod. - Bu.	480,000	45
Non-Irrigated Acres Harv.	5,200	25
Yield - Bu./Acre	21	57
Prod. - Bu.	110,000	30
Acres Harv. For Silage	1,300	71
Yield - Tons/Acre	6.9	63
Prod. - Tons	9,000	73
Farm Value	\$179,000	72

Sorghum, 2002

Acres Planted	113,100	1
Acres Harv. For Grain	29,600	42
Yield - Bu./Acre	16	103
Prod. - Bu.	478,800	78
Farm Value	\$1,130,000	77
Irrigated Acres Harv.	2/	
Yield - Bu./Acre	2/	
Prod. - Bu.	2/	
Non-Irrigated Acres Harv.	2/	
Yield - Bu./Acre	2/	
Prod. - Bu.	2/	
Acres Harv. For Silage	2/	
Yield - Tons/Acre	2/	
Prod. - Tons	2/	
Farm Value	2/	

Sunflowers, 2002

Acres Planted	2/
Acres Harvested	2/
Yield - LB./Acre	2/
Prod. - LB.	2/
Farm Value	2/

Soybeans, 2002

Acres Planted	2/	
Acres Harvested	2/	
Yield - Bu./Acre	2/	
Prod. - Bu.	2/	
Farm Value	\$245,000	90
Irrigated Acres Harv.	2/	
Yield - Bu./Acre	2/	
Prod. - Bu.	2/	
Non-Irrigated Acres Harv.	2/	
Yield - Bu./Acre	2/	
Prod. - Bu.	2/	

Alfalfa Hay, 2002

Acres Harvested	800	104
Yield - Tons/Acre	5.8	6
Prod. - Tons	4,600	102
Farm Value	\$448,500	102

All Other Hay, 2002

Acres Harvested	3,600	92
Yield - Tons/Acre	1.1	90
Prod. - Tons	4,100	96
Farm Value	\$299,500	96

All Hay, 2002

Acres Harvested	4,400	101
Yield - Tons/Acre	2.0	50
Prod. - Tons	8,700	104
Farm Value	\$748,000	103
Pasture Acreage-1997 Census Of Ag	41,000	102

Cattle Inventory, Jan. 1, 2003 4/

All Cattle	39,000	66
Cows That Have Calved	5,150	103
Beef	3/	
Milk	3/	
Other Cattle	33,850	44
Cattle On Feed	16,800	29
Calves Born In 2002	5,600	102

Cattle Inventory Value 4/

Cattle & Calves, Jan. 1, 2003	\$26,130,000	64
-------------------------------	--------------	----

Production 1/

Milk, 2002 (1,000 Lbs.)	3/
Farm Value	3/

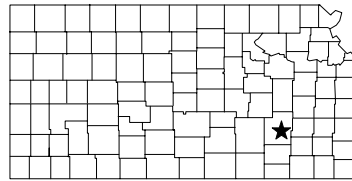
1/ Due to the State budget difficulties, hogs, sheep, and poultry value of production are not available at the county level.

2/ Data not published for all practices because of insufficient reports or relative unimportance of some practices.

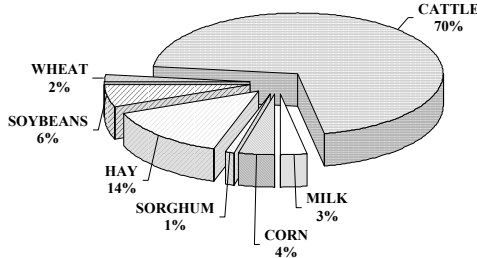
3/ Data not published to avoid disclosure of individual reports.

4/ Due to the State budget difficulties, hogs, sheep, and poultry inventories and inventory value are not available at the county level.

FARM FACTS 2002-2003



VALUE OF PRODUCTION 1/ GREENWOOD COUNTY



		Rank in State
Census Population, 2000	7,673	53
No. Of Farms, 2002	590	43
Land in Farms, 2002 (Acres)	613,000	14
Acres Harvested, 2002	92,810	96
Farm Value of Crops Harv., 2002	\$10,891,400	96
Value of Cattle & Milk Prod, 2002	\$29,607,500	22
Precipitation Jan.-Dec., 2002 (In.)	32.25	21
Precipitation 30 Year Average (In.)	38.16	20
Wheat, 2002		
Acres Seeded in 2001	8,000	92
Acres Harvested in 2002	6,700	94
Yield - Bu./Acre	36	41
Prod - Bu.	240,000	96
Farm Value	\$835,000	96
Irrigated Acres Harv.	2/	
Yield - Bu./Acre	2/	
Prod. - Bu.	2/	
Cont. Crop Dryland Acres Harv.	6,700	83
Yield - Bu./Acre	36	40
Prod. - Bu.	240,000	76
Summer Fallow Acres Harv.	2/	
Yield - Bu./Acre	2/	
Prod. - Bu.	2/	
Corn, 2002		
Acres Planted	9,600	80
Acres Harv. For Grain	8,000	72
Yield - Bu./Acre	74	75
Prod. - Bu.	595,000	70
Farm Value	\$1,427,800	73
Irrigated Acres Harv.	2/	
Yield - Bu./Acre	2/	
Prod. - Bu.	2/	
Non-Irrigated Acres Harv.	2/	
Yield - Bu./Acre	2/	
Prod. - Bu.	2/	
Acres Harv. For Silage	1,600	61
Yield - Tons/Acre	8.4	45
Prod. - Tons	13,500	62
Farm Value	\$245,000	62

		Rank in State
Sorghum, 2002		
Acres Planted	3,600	95
Acres Harv. For Grain	3,500	93
Yield - Bu./Acre	51	41
Prod. - Bu.	179,900	94
Farm Value	\$424,600	94
Irrigated Acres Harv.	2/	
Yield - Bu./Acre	2/	
Prod. - Bu.	2/	
Non-Irrigated Acres Harv.	3,500	65
Yield - Bu./Acre	51	36
Prod. - Bu.	179,900	67
Acres Harv. For Silage	2/	
Yield - Tons/Acre	2/	
Prod. - Tons	2/	
Farm Value	2/	

		Rank in State
Sunflowers, 2002		
Acres Planted	2/	
Acres Harvested	2/	
Yield - LB./Acre	2/	
Prod. - LB.	2/	
Farm Value	2/	

		Rank in State
Soybeans, 2002		
Acres Planted	21,100	48
Acres Harvested	19,400	48
Yield - Bu./Acre	23	47
Prod. - Bu.	446,200	55
Farm Value	\$2,418,000	55
Irrigated Acres Harv.	2/	
Yield - Bu./Acre	2/	
Prod. - Bu.	2/	
Non-Irrigated Acres Harv.	2/	
Yield - Bu./Acre	2/	
Prod. - Bu.	2/	

		Rank in State
Alfalfa Hay, 2002		
Acres Harvested	7,200	47
Yield - Tons/Acre	2.4	90
Prod. - Tons	17,300	61
Farm Value	\$1,687,000	61

		Rank in State
All Other Hay, 2002		
Acres Harvested	46,100	12
Yield - Tons/Acre	1.1	90
Prod. - Tons	52,200	25
Farm Value	\$3,810,500	25

		Rank in State
All Hay, 2002		
Acres Harvested	53,300	15
Yield - Tons/Acre	1.3	103
Prod. - Tons	69,500	41
Farm Value	\$5,497,500	43
Pasture Acreage-1997 Census Of Ag	513,000	1

		Rank in State
Cattle Inventory, Jan. 1, 2003 4/		
All Cattle	87,000	14
Cows That Have Calved	30,350	1
Beef	3/	
Milk	3/	
Other Cattle	56,650	21
Cattle On Feed	800	61
Calves Born In 2002	28,200	1

		Rank in State
Cattle Inventory Value 4/		
Cattle & Calves, Jan. 1, 2003	\$58,290,000	13

		Rank in State
Production 1/		
Milk, 2002 (1,000 Lbs.)	3/	
Farm Value	3/	

1/ Due to the State budget difficulties, hogs, sheep, and poultry value of production are not available at the county level.

2/ Data not published for all practices because of insufficient reports or relative unimportance of some practices.

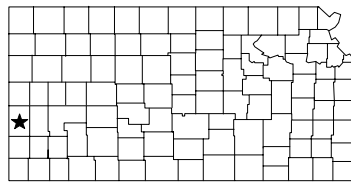
3/ Data not published to avoid disclosure of individual reports.

4/ Due to the State budget difficulties, hogs, sheep, and poultry inventories and inventory value are not available at the county level.

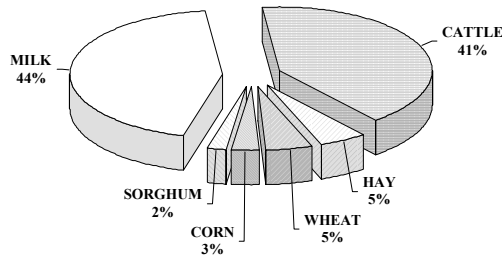
09/08/03/73

09/08/03/73

FARM FACTS 2002-2003



VALUE OF PRODUCTION 1/ HAMILTON COUNTY



Rank in
State

Census Population, 2000	2,670	97
No. Of Farms, 2002	250	99
Land in Farms, 2002 (Acres)	545,000	28
Acres Harvested, 2002	121,280	87
Farm Value of Crops Harv., 2002	\$13,456,800	90
Value of Cattle & Milk Prod, 2002	\$79,417,100	8
Precipitation Jan.-Dec., 2002 (In.)	8.66	105
Precipitation 30 Year Average (In.)	15.81	104

Wheat, 2002

Acres Seeded in 2001	130,000	27
Acres Harvested in 2002	69,400	56
Yield - Bu./Acre	18	102
Prod - Bu.	1,282,000	69
Farm Value	\$4,310,000	69
Irrigated Acres Harv.	7,200	23
Yield - Bu./Acre	29	42
Prod. - Bu.	208,600	25
Cont. Crop Dryland Acres Harv.	4,200	94
Yield - Bu./Acre	16	94
Prod. - Bu.	68,200	96
Summer Fallow Acres Harv.	58,000	22
Yield - Bu./Acre	17	60
Prod. - Bu.	1,005,200	33

Corn, 2002

Acres Planted	10,000	79
Acres Harv. For Grain	8,100	71
Yield - Bu./Acre	129	26
Prod. - Bu.	1,042,000	60
Farm Value	\$2,688,000	58
Irrigated Acres Harv.	2/	
Yield - Bu./Acre	2/	
Prod. - Bu.	2/	
Non-Irrigated Acres Harv.	2/	
Yield - Bu./Acre	2/	
Prod. - Bu.	2/	
Acres Harv. For Silage	1,500	65
Yield - Tons/Acre	14.0	7
Prod. - Tons	21,000	52
Farm Value	\$411,200	50

Sorghum, 2002

Acres Planted	66,700	16
Acres Harv. For Grain	29,400	43
Yield - Bu./Acre	22	100
Prod. - Bu.	647,400	66
Farm Value	\$1,502,000	66
Irrigated Acres Harv.	5,400	11
Yield - Bu./Acre	54	35
Prod. - Bu.	293,200	19
Non-Irrigated Acres Harv.	24,000	32
Yield - Bu./Acre	15	75
Prod. - Bu.	354,200	56
Acres Harv. For Silage	2/	
Yield - Tons/Acre	2/	
Prod. - Tons	2/	
Farm Value	2/	

Sunflowers, 2002

Acres Planted	2/	
Acres Harvested	2/	
Yield - LB./Acre	2/	
Prod. - LB.	2/	
Farm Value	2/	

Soybeans, 2002

Acres Planted	2/	
Acres Harvested	2/	
Yield - Bu./Acre	2/	
Prod. - Bu.	2/	
Farm Value	2/	
Irrigated Acres Harv.	2/	
Yield - Bu./Acre	2/	
Prod. - Bu.	2/	
Non-Irrigated Acres Harv.	2/	
Yield - Bu./Acre	2/	
Prod. - Bu.	2/	

Alfalfa Hay, 2002

Acres Harvested	7,200	47
Yield - Tons/Acre	5.5	10
Prod. - Tons	39,400	24
Farm Value	\$3,841,500	24

All Other Hay, 2002

Acres Harvested	3,700	91
Yield - Tons/Acre	1.6	36
Prod. - Tons	6,100	91
Farm Value	\$445,500	91

All Hay, 2002

Acres Harvested	10,900	90
Yield - Tons/Acre	4.2	9
Prod. - Tons	45,500	67
Farm Value	\$4,287,000	59
Pasture Acreage-1997 Census Of Ag	129,000	68

Cattle Inventory, Jan. 1, 2003 4/

All Cattle	90,000	13
Cows That Have Calved	27,700	4
Beef	6,000	96
Milk	21,700	1
Other Cattle	62,300	17
Cattle On Feed	59,200	11
Calves Born In 2002	23,700	6

Cattle Inventory Value 4/

Cattle & Calves, Jan. 1, 2003	\$60,300,000	12
-------------------------------	--------------	----

Production 1/

Milk, 2002 (1,000 Lbs.)	354,200	1
Farm Value	\$41,440,000	1

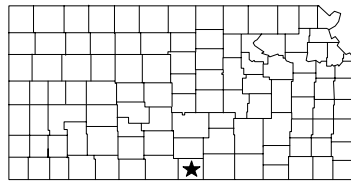
1/ Due to the State budget difficulties, hogs, sheep, and poultry value of production are not available at the county level.

2/ Data not published for all practices because of insufficient reports or relative unimportance of some practices.

4/ Due to the State budget difficulties, hogs, sheep, and poultry inventories and inventory value are not available at the county level.

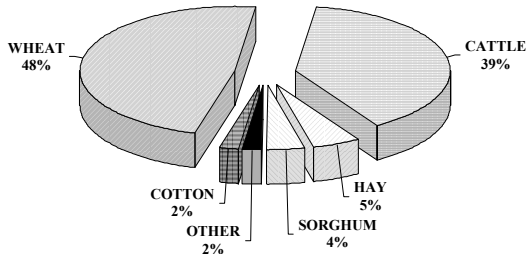
09/08/03/75

FARM FACTS 2002-2003



Rank in
State

VALUE OF PRODUCTION 1/ HARPER COUNTY



Rank in
State

Census Population, 2000	6,536	59
No. Of Farms, 2002	550	48
Land in Farms, 2002 (Acres)	510,000	38
Acres Harvested, 2002	287,860	11
Farm Value of Crops Harv., 2002	\$34,085,100	33
Value of Cattle & Milk Prod, 2002	\$22,112,100	36
Precipitation Jan.-Dec., 2002 (In.)	34.63	11
Precipitation 30 Year Average (In.)	29.00	51

Wheat, 2002

Acres Seeded in 2001	245,000	2
Acres Harvested in 2002	230,500	2
Yield - Bu./Acre	33	56
Prod - Bu.	7,714,000	4
Farm Value	\$26,790,000	4
Irrigated Acres Harv.	2/	
Yield - Bu./Acre	2/	
Prod. - Bu.	2/	
Cont. Crop Dryland Acres Harv.	223,400	2
Yield - Bu./Acre	34	47
Prod. - Bu.	7,532,000	3
Summer Fallow Acres Harv.	7,100	59
Yield - Bu./Acre	26	44
Prod. - Bu.	182,000	62

Corn, 2002

Acres Planted	2,700	99
Acres Harv. For Grain	2,000	96
Yield - Bu./Acre	96	47
Prod. - Bu.	191,000	93
Farm Value	\$469,800	93
Irrigated Acres Harv.	2/	
Yield - Bu./Acre	2/	
Prod. - Bu.	2/	
Non-Irrigated Acres Harv.	2/	
Yield - Bu./Acre	2/	
Prod. - Bu.	2/	
Acres Harv. For Silage	2/	
Yield - Tons/Acre	2/	
Prod. - Tons	2/	
Farm Value	2/	

Sorghum, 2002

Acres Planted	28,100	60
Acres Harv. For Grain	26,500	51
Yield - Bu./Acre	34	77
Prod. - Bu.	913,000	51
Farm Value	\$2,136,500	52
Irrigated Acres Harv.	2/	
Yield - Bu./Acre	2/	
Prod. - Bu.	2/	
Non-Irrigated Acres Harv.	2/	
Yield - Bu./Acre	2/	
Prod. - Bu.	2/	
Acres Harv. For Silage	2/	
Yield - Tons/Acre	2/	
Prod. - Tons	2/	
Farm Value	2/	

Sunflowers, 2002

Acres Planted	2/	
Acres Harvested	2/	
Yield - LB./Acre	2/	
Prod. - LB.	2/	
Farm Value	2/	

Soybeans, 2002

Acres Planted	2,400	89
Acres Harvested	2,200	86
Yield - Bu./Acre	22	55
Prod. - Bu.	47,300	89
Farm Value	\$254,000	88
Irrigated Acres Harv.	2/	
Yield - Bu./Acre	2/	
Prod. - Bu.	2/	
Non-Irrigated Acres Harv.	2/	
Yield - Bu./Acre	2/	
Prod. - Bu.	2/	

Alfalfa Hay, 2002

Acres Harvested	4,000	73
Yield - Tons/Acre	3.5	37
Prod. - Tons	13,800	71
Farm Value	\$1,346,000	71

All Other Hay, 2002

Acres Harvested	14,000	57
Yield - Tons/Acre	1.7	30
Prod. - Tons	23,700	51
Farm Value	\$1,730,000	51

All Hay, 2002

Acres Harvested	18,000	73
Yield - Tons/Acre	2.1	45
Prod. - Tons	37,500	77
Farm Value	\$3,076,000	83
Pasture Acreage-1997 Census Of Ag	145,000	56

Cattle Inventory, Jan. 1, 2003 4/

All Cattle	49,000	50
Cows That Have Calved	13,000	65
Beef	13,000	58
Other Cattle	36,000	42
Cattle On Feed	3/	
Calves Born In 2002	11,800	66

Cattle Inventory Value 4/

Cattle & Calves, Jan. 1, 2003	\$32,830,000	48
-------------------------------	--------------	----

1/ Due to the State budget difficulties, hogs, sheep, and poultry value of production are not available at the county level.

2/ Data not published for all practices because of insufficient reports or relative unimportance of some practices.

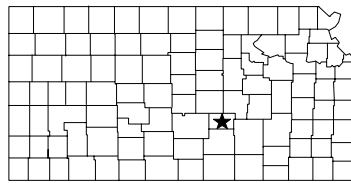
3/ Data not published to avoid disclosure of individual reports.

4/ Due to the State budget difficulties, hogs, sheep, and poultry inventories and inventory value are not available at the county level.

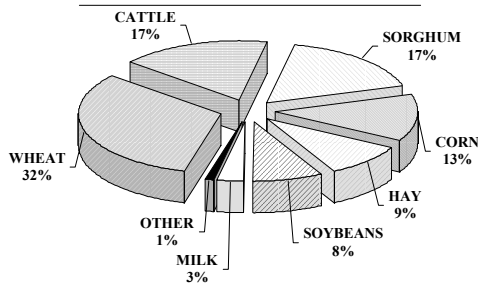
09/08/03/77

09/08/03/77

FARM FACTS 2002-2003



VALUE OF PRODUCTION 1/ HARVEY COUNTY



Rank in
State

Census Population, 2000	6,536	59
No. Of Farms, 2002	550	48
Land in Farms, 2002 (Acres)	510,000	38
Acres Harvested, 2002	287,860	11
Farm Value of Crops Harv., 2002	\$34,085,100	33
Value of Cattle & Milk Prod, 2002	\$22,112,100	36
Precipitation Jan.-Dec., 2002 (In.)	34.63	11
Precipitation 30 Year Average (In.)	29.00	51

Wheat, 2002

Acres Seeded in 2001	245,000	2
Acres Harvested in 2002	230,500	2
Yield - Bu./Acre	33	56
Prod - Bu.	7,714,000	4
Farm Value	\$26,790,000	4
Irrigated Acres Harv.	2/	
Yield - Bu./Acre	2/	
Prod. - Bu.	2/	
Cont. Crop Dryland Acres Harv.	223,400	2
Yield - Bu./Acre	34	47
Prod. - Bu.	7,532,000	3
Summer Fallow Acres Harv.	7,100	59
Yield - Bu./Acre	26	44
Prod. - Bu.	182,000	62

Corn, 2002

Acres Planted	2,700	99
Acres Harv. For Grain	2,000	96
Yield - Bu./Acre	96	47
Prod. - Bu.	191,000	93
Farm Value	\$469,800	93
Irrigated Acres Harv.	2/	
Yield - Bu./Acre	2/	
Prod. - Bu.	2/	
Non-Irrigated Acres Harv.	2/	
Yield - Bu./Acre	2/	
Prod. - Bu.	2/	
Acres Harv. For Silage	2/	
Yield - Tons/Acre	2/	
Prod. - Tons	2/	
Farm Value	2/	

Sorghum, 2002

Acres Planted	28,100	60
Acres Harv. For Grain	26,500	51
Yield - Bu./Acre	34	77
Prod. - Bu.	913,000	51
Farm Value	\$2,136,500	52
Irrigated Acres Harv.	2/	
Yield - Bu./Acre	2/	
Prod. - Bu.	2/	
Non-Irrigated Acres Harv.	2/	
Yield - Bu./Acre	2/	
Prod. - Bu.	2/	
Acres Harv. For Silage	2/	
Yield - Tons/Acre	2/	
Prod. - Tons	2/	
Farm Value	2/	

Sunflowers, 2002

Acres Planted	2/	
Acres Harvested	2/	
Yield - LB./Acre	2/	
Prod. - LB.	2/	
Farm Value	2/	

Soybeans, 2002

Acres Planted	2,400	89
Acres Harvested	2,200	86
Yield - Bu./Acre	22	55
Prod. - Bu.	47,300	89
Farm Value	\$254,000	88
Irrigated Acres Harv.	2/	
Yield - Bu./Acre	2/	
Prod. - Bu.	2/	
Non-Irrigated Acres Harv.	2/	
Yield - Bu./Acre	2/	
Prod. - Bu.	2/	

Alfalfa Hay, 2002

Acres Harvested	4,000	73
Yield - Tons/Acre	3.5	37
Prod. - Tons	13,800	71
Farm Value	\$1,346,000	71

All Other Hay, 2002

Acres Harvested	14,000	57
Yield - Tons/Acre	1.7	30
Prod. - Tons	23,700	51
Farm Value	\$1,730,000	51

All Hay, 2002

Acres Harvested	18,000	73
Yield - Tons/Acre	2.1	45
Prod. - Tons	37,500	77
Farm Value	\$3,076,000	83
Pasture Acreage-1997 Census Of Ag	145,000	56

Cattle Inventory, Jan. 1, 2003 4/

All Cattle	49,000	50
Cows That Have Calved	13,000	65
Beef	13,000	58
Other Cattle	36,000	42
Cattle On Feed	3/	
Calves Born In 2002	11,800	66

Cattle Inventory Value 4/

Cattle & Calves, Jan. 1, 2003	\$32,830,000	48
-------------------------------	--------------	----

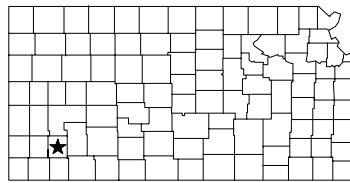
1/ Due to the State budget difficulties, hogs, sheep, and poultry value of production are not available at the county level.

2/ Data not published for all practices because of insufficient reports or relative unimportance of some practices.

3/ Data not published to avoid disclosure of individual reports.

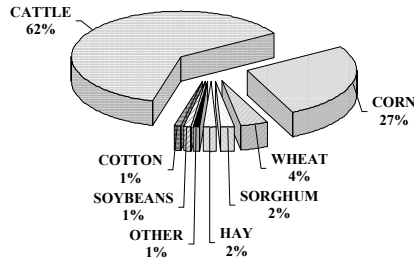
4/ Due to the State budget difficulties, hogs, sheep, and poultry inventories and inventory value are not available at the county level.

FARM FACTS 2002-2003



Rank in
State

VALUE OF PRODUCTION 1/ HASKELL COUNTY



Rank in
State

Census Population, 2000	4,307	78
No. Of Farms, 2002	290	89
Land in Farms, 2002 (Acres)	372,000	74
Acres Harvested, 2002	251,700	25
Farm Value of Crops Harv., 2002	\$70,569,100	3
Value of Cattle & Milk Prod, 2002	\$113,832,800	2
Precipitation Jan.-Dec., 2002 (In.)	11.86	96
Precipitation 30 Year Average (In.)	19.27	91

Wheat, 2002

Acres Seeded in 2001	97,000	53
Acres Harvested in 2002	66,000	57
Yield - Bu./Acre	34	49
Prod - Bu.	2,257,000	54
Farm Value	\$7,590,000	54
Irrigated Acres Harv.	40,600	2
Yield - Bu./Acre	45	7
Prod. - Bu.	1,834,400	2
Cont. Crop Dryland Acres Harv.	2,700	99
Yield - Bu./Acre	13	101
Prod. - Bu.	35,000	102
Summer Fallow Acres Harv.	22,700	43
Yield - Bu./Acre	17	60
Prod. - Bu.	387,600	49

Corn, 2002

Acres Planted	112,400	1
Acres Harv. For Grain	108,600	1
Yield - Bu./Acre	177	3
Prod. - Bu.	19,213,000	1
Farm Value	\$49,562,100	1
Irrigated Acres Harv.	107,900	1
Yield - Bu./Acre	178	6
Prod. - Bu.	19,195,000	1
Non-Irrigated Acres Harv.	700	58
Yield - Bu./Acre	26	44
Prod. - Bu.	18,000	56
Acres Harv. For Silage	3,300	41
Yield - Tons/Acre	10.6	24
Prod. - Tons	35,000	36
Farm Value	\$685,300	36

Sorghum, 2002

Acres Planted	49,700	32
Acres Harv. For Grain	42,000	28
Yield - Bu./Acre	45	53
Prod. - Bu.	1,896,000	24
Farm Value	\$4,398,800	27
Irrigated Acres Harv.	11,500	3
Yield - Bu./Acre	86	21
Prod. - Bu.	987,700	3
Non-Irrigated Acres Harv.	30,500	23
Yield - Bu./Acre	30	56
Prod. - Bu.	908,300	32
Acres Harv. For Silage	2/	
Yield - Tons/Acre	2/	
Prod. - Tons	2/	
Farm Value	2/	

Sunflowers, 2002

Acres Planted	3,900	21
Acres Harvested	3,800	16
Yield - LB./Acre	1,196	4
Prod. - LB.	4,544,200	10
Farm Value	\$507,300	11

Soybeans, 2002

Acres Planted	9,600	67
Acres Harvested	9,400	64
Yield - Bu./Acre	52	5
Prod. - Bu.	492,500	51
Farm Value	\$2,624,000	51
Irrigated Acres Harv.	2/	
Yield - Bu./Acre	2/	
Prod. - Bu.	2/	
Non-Irrigated Acres Harv.	2/	
Yield - Bu./Acre	2/	
Prod. - Bu.	2/	

Alfalfa Hay, 2002

Acres Harvested	6,200	53
Yield - Tons/Acre	4.5	17
Prod. - Tons	27,600	40
Farm Value	\$2,691,000	40

All Other Hay, 2002

Acres Harvested	2,100	100
Yield - Tons/Acre	1.8	22
Prod. - Tons	3,800	99
Farm Value	\$277,500	99

All Hay, 2002

Acres Harvested	8,300	96
Yield - Tons/Acre	3.8	12
Prod. - Tons	31,400	88
Farm Value	\$2,968,500	84
Pasture Acreage-1997 Census Of Ag	40,000	103

Cattle Inventory, Jan. 1, 2003 4/

All Cattle	286,000	2
Cows That Have Calved	1,700	104
Beef	1,700	104
Other Cattle	284,300	2
Cattle On Feed	275,600	1
Calves Born In 2002	1,500	104

Cattle Inventory Value 4/

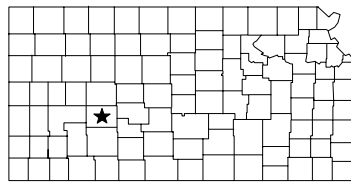
Cattle & Calves, Jan. 1, 2003	\$191,620,000	2
-------------------------------	---------------	---

1/ Due to the State budget difficulties, hogs, sheep, and poultry value of production are not available at the county level.

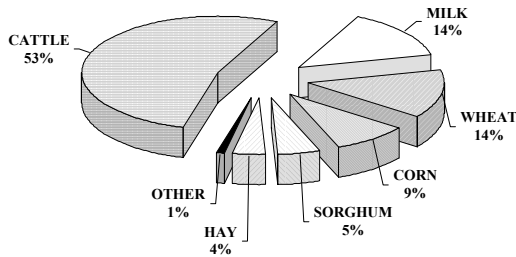
2/ Data not published for all practices because of insufficient reports or relative unimportance of some practices.

4/ Due to the State budget difficulties, hogs, sheep, and poultry inventories and inventory value are not available at the county level.

FARM FACTS 2002-2003



VALUE OF PRODUCTION 1/ HODGEMAN COUNTY



Rank in
State

Sorghum, 2002

		Rank in State
Acres Planted	32,000	56
Acres Harv. For Grain	28,000	47
Yield - Bu./Acre	42	60
Prod. - Bu.	1,162,400	43
Farm Value	\$2,696,800	44
Irrigated Acres Harv.	5,200	13
Yield - Bu./Acre	73	26
Prod. - Bu.	379,900	15
Non-Irrigated Acres Harv.	22,800	33
Yield - Bu./Acre	34	53
Prod. - Bu.	782,500	38
Acres Harv. For Silage	2/	
Yield - Tons/Acre	2/	
Prod. - Tons	2/	
Farm Value	2/	

Sunflowers, 2002

Acres Planted	2/	
Acres Harvested	2/	
Yield - LB./Acre	2/	
Prod. - LB.	2/	
Farm Value	2/	

Soybeans, 2002

Acres Planted	1,900	93
Acres Harvested	1,800	89
Yield - Bu./Acre	30	31
Prod. - Bu.	54,000	85
Farm Value	\$288,000	85
Irrigated Acres Harv.	2/	
Yield - Bu./Acre	2/	
Prod. - Bu.	2/	
Non-Irrigated Acres Harv.	2/	
Yield - Bu./Acre	2/	
Prod. - Bu.	2/	

Alfalfa Hay, 2002

Acres Harvested	3,400	79
Yield - Tons/Acre	4.1	22
Prod. - Tons	14,000	70
Farm Value	\$1,365,000	70

All Other Hay, 2002

Acres Harvested	4,000	90
Yield - Tons/Acre	1.9	17
Prod. - Tons	7,500	88
Farm Value	\$547,500	88

All Hay, 2002

Acres Harvested	7,400	98
Yield - Tons/Acre	2.9	21
Prod. - Tons	21,500	96
Farm Value	\$1,912,500	95
Pasture Acreage-1997 Census Of Ag	161,000	46

Cattle Inventory, Jan. 1, 2003 4/

All Cattle	71,000	22
Cows That Have Calved	9,500	87
Beef	3/	
Milk	3/	
Other Cattle	61,500	19
Cattle On Feed	27,400	23
Calves Born In 2002	9,400	86

Cattle Inventory Value 4/

Cattle & Calves, Jan. 1, 2003	\$47,570,000	20
-------------------------------	--------------	----

Production 1/

Milk, 2002 (1,000 Lbs.)	3/	
Farm Value	3/	

1/ Due to the State budget difficulties, hogs, sheep, and poultry value of production are not available at the county level.

2/ Data not published for all practices because of insufficient reports or relative unimportance of some practices.

3/ Data not published to avoid disclosure of individual reports.

4/ Due to the State budget difficulties, hogs, sheep, and poultry inventories and inventory value are not available at the county level.

Census Population, 2000	2,085	102
No. Of Farms, 2002	380	80
Land in Farms, 2002 (Acres)	495,000	39
Acres Harvested, 2002	142,500	77
Farm Value of Crops Harv., 2002	\$17,558,300	75
Value of Cattle & Milk Prod, 2002	\$36,383,800	14
Precipitation Jan.-Dec., 2002 (In.)	14.03	82
Precipitation 30 Year Average (In.)	19.74	88

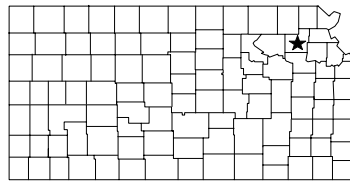
Wheat, 2002

Acres Seeded in 2001	112,000	39
Acres Harvested in 2002	87,700	44
Yield - Bu./Acre	25	91
Prod. - Bu.	2,233,000	55
Farm Value	\$7,510,000	55
Irrigated Acres Harv.	6,400	25
Yield - Bu./Acre	37	29
Prod. - Bu.	237,400	24
Cont. Crop Dryland Acres Harv.	11,600	71
Yield - Bu./Acre	24	72
Prod. - Bu.	277,700	72
Summer Fallow Acres Harv.	69,700	16
Yield - Bu./Acre	25	45
Prod. - Bu.	1,717,900	23

Corn, 2002

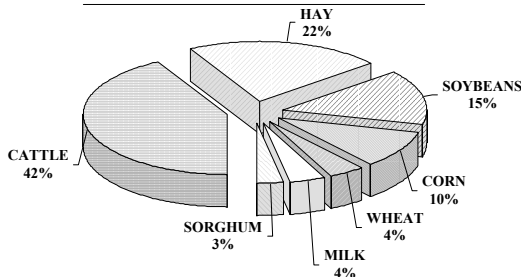
Acres Planted	16,400	66
Acres Harv. For Grain	6,900	76
Yield - Bu./Acre	122	30
Prod. - Bu.	845,000	65
Farm Value	\$2,179,800	63
Irrigated Acres Harv.	6,500	37
Yield - Bu./Acre	128	54
Prod. - Bu.	834,000	37
Non-Irrigated Acres Harv.	400	65
Yield - Bu./Acre	28	39
Prod. - Bu.	11,000	66
Acres Harv. For Silage	9,400	14
Yield - Tons/Acre	15.5	3
Prod. - Tons	146,000	1
Farm Value	\$2,858,600	1

FARM FACTS 2002-2003



Rank in
State

VALUE OF PRODUCTION 1/ JACKSON COUNTY



Rank in
State

Census Population, 2000	12,657	37
No. Of Farms, 2002	1,030	9
Land in Farms, 2002 (Acres)	346,000	79
Acres Harvested, 2002	130,020	82
Farm Value of Crops Harv., 2002	\$18,479,400	72
Value of Cattle & Milk Prod, 2002	\$15,964,100	52
Precipitation Jan.-Dec., 2002 (In.)	29.24	32
Precipitation 30 Year Average (In.)	36.84	24

Wheat, 2002

Acres Seeded in 2001	7,200	93
Acres Harvested in 2002	7,100	92
Yield - Bu./Acre	48	8
Prod - Bu.	341,000	92
Farm Value	\$1,210,000	92
Irrigated Acres Harv.	2/	
Yield - Bu./Acre	2/	
Prod. - Bu.	2/	
Cont. Crop Dryland Acres Harv.	7,100	80
Yield - Bu./Acre	48	8
Prod. - Bu.	341,000	69
Summer Fallow Acres Harv.	2/	
Yield - Bu./Acre	2/	
Prod. - Bu.	2/	

Corn, 2002

Acres Planted	27,200	46
Acres Harv. For Grain	23,400	38
Yield - Bu./Acre	55	92
Prod. - Bu.	1,286,000	53
Farm Value	\$3,124,500	53
Irrigated Acres Harv.	2/	
Yield - Bu./Acre	2/	
Prod. - Bu.	2/	
Non-Irrigated Acres Harv.	2/	
Yield - Bu./Acre	2/	
Prod. - Bu.	2/	
Acres Harv. For Silage	3,300	41
Yield - Tons/Acre	6.7	64
Prod. - Tons	22,000	50
Farm Value	\$392,600	53

Sorghum, 2002

Acres Planted	6,800	86
Acres Harv. For Grain	6,300	85
Yield - Bu./Acre	58	29
Prod. - Bu.	365,100	81
Farm Value	\$894,500	81
Irrigated Acres Harv.	2/	
Yield - Bu./Acre	2/	
Prod. - Bu.	2/	
Non-Irrigated Acres Harv.	6,300	58
Yield - Bu./Acre	58	28
Prod. - Bu.	365,100	54
Acres Harv. For Silage	2/	
Yield - Tons/Acre	2/	
Prod. - Tons	2/	
Farm Value	2/	

Sunflowers, 2002

Acres Planted	2/	
Acres Harvested	2/	
Yield - LB./Acre	2/	
Prod. - LB.	2/	
Farm Value	2/	

Soybeans, 2002

Acres Planted	37,400	26
Acres Harvested	33,200	31
Yield - Bu./Acre	28	34
Prod. - Bu.	929,600	21
Farm Value	\$5,046,000	21
Irrigated Acres Harv.	2/	
Yield - Bu./Acre	2/	
Prod. - Bu.	2/	
Non-Irrigated Acres Harv.	2/	
Yield - Bu./Acre	2/	
Prod. - Bu.	2/	

Alfalfa Hay, 2002

Acres Harvested	5,000	66
Yield - Tons/Acre	2.1	102
Prod. - Tons	10,300	81
Farm Value	\$1,004,000	81

All Other Hay, 2002

Acres Harvested	50,900	8
Yield - Tons/Acre	1.8	22
Prod. - Tons	91,700	6
Farm Value	\$6,694,000	6

All Hay, 2002

Acres Harvested	55,900	11
Yield - Tons/Acre	1.8	63
Prod. - Tons	102,000	14
Farm Value	\$7,698,000	17
Pasture Acreage-1997 Census Of Ag	167,000	44

Cattle Inventory, Jan. 1, 2003 4/

All Cattle	52,000	45
Cows That Have Calved	21,150	23
Beef	20,600	21
Milk	550	29
Other Cattle	30,850	48
Cattle On Feed	3/	
Calves Born In 2002	20,300	18

Cattle Inventory Value 4/

Cattle & Calves, Jan. 1, 2003	\$34,840,000	43
-------------------------------	--------------	----

Production 1/

Milk, 2002 (1,000 Lbs.)	11,500	14
Farm Value	\$1,346,000	14

1/ Due to the State budget difficulties, hogs, sheep, and poultry value of production are not available at the county level.

2/ Data not published for all practices because of insufficient reports or relative unimportance of some practices.

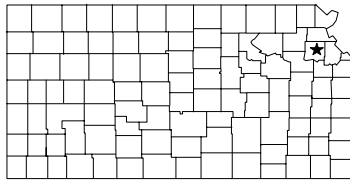
3/ Data not published to avoid disclosure of individual reports.

4/ Due to the State budget difficulties, hogs, sheep, and poultry inventories and inventory value are not available at the county level.

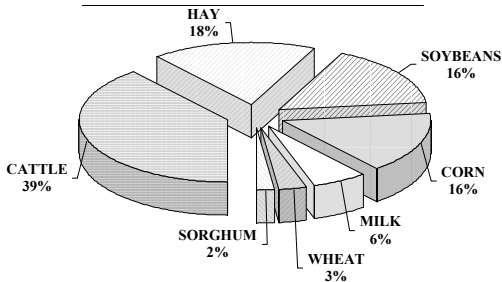
09/08/03/85

09/08/03/85

FARM FACTS 2002-2003



VALUE OF PRODUCTION 1/ JEFFERSON COUNTY



Sorghum, 2002

		Rank in State
Acres Planted	5,000	91
Acres Harv. For Grain	5,000	88
Yield - Bu./Acre	58	29
Prod. - Bu.	288,600	86
Farm Value	\$707,100	86
Irrigated Acres Harv.	2/	
Yield - Bu./Acre	2/	
Prod. - Bu.	2/	
Non-Irrigated Acres Harv.	5,000	62
Yield - Bu./Acre	58	28
Prod. - Bu.	288,600	60
Acres Harv. For Silage	2/	
Yield - Tons/Acre	2/	
Prod. - Tons	2/	
Farm Value	2/	

Sunflowers, 2002

Acres Planted	2/
Acres Harvested	2/
Yield - LB./Acre	2/
Prod. - LB.	2/
Farm Value	2/

Soybeans, 2002

Acres Planted	42,900	22
Acres Harvested	38,700	22
Yield - Bu./Acre	22	55
Prod. - Bu.	866,800	26
Farm Value	\$4,705,000	25
Irrigated Acres Harv.	2/	
Yield - Bu./Acre	2/	
Prod. - Bu.	2/	
Non-Irrigated Acres Harv.	2/	
Yield - Bu./Acre	2/	
Prod. - Bu.	2/	

Alfalfa Hay, 2002

Acres Harvested	3,400	79
Yield - Tons/Acre	1.7	104
Prod. - Tons	5,900	97
Farm Value	\$575,000	97

All Other Hay, 2002

Acres Harvested	42,400	16
Yield - Tons/Acre	1.5	48
Prod. - Tons	62,700	18
Farm Value	\$4,577,000	18

All Hay, 2002

Acres Harvested	45,800	22
Yield - Tons/Acre	1.5	90
Prod. - Tons	68,600	42
Farm Value	\$5,152,000	46
Pasture Acreage-1997 Census Of Ag	107,000	82

Cattle Inventory, Jan. 1, 2003 4/

All Cattle	41,000	62
Cows That Have Calved	18,450	33
Beef	3/	
Milk	3/	
Other Cattle	22,550	67
Cattle On Feed	3/	
Calves Born In 2002	17,200	31

Cattle Inventory Value 4/

Cattle & Calves, Jan. 1, 2003	\$27,470,000	60
-------------------------------	--------------	----

Production 1/

Milk, 2002 (1,000 Lbs.)	3/
Farm Value	3/

1/ Due to the State budget difficulties, hogs, sheep, and poultry value of production are not available at the county level.

2/ Data not published for all practices because of insufficient reports or relative unimportance of some practices.

3/ Data not published to avoid disclosure of individual reports.

4/ Due to the State budget difficulties, hogs, sheep, and poultry inventories and inventory value are not available at the county level.

09/08/03/87

		Rank in State
Census Population, 2000	18,426	29
No. Of Farms, 2002	1,000	10
Land in Farms, 2002 (Acres)	279,000	93
Acres Harvested, 2002	131,570	81
Farm Value of Crops Harv., 2002	\$16,149,400	83
Value of Cattle & Milk Prod, 2002	\$12,840,000	68
Precipitation Jan.-Dec., 2002 (In.)	28.24	37
Precipitation 30 Year Average (In.)	39.03	15

Wheat, 2002

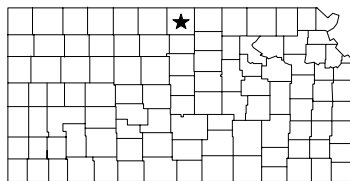
Acres Seeded in 2001	4,300	103
Acres Harvested in 2002	4,200	103
Yield - Bu./Acre	54	3
Prod - Bu.	227,000	99
Farm Value	\$805,000	99
Irrigated Acres Harv.	2/	
Yield - Bu./Acre	2/	
Prod. - Bu.	2/	
Cont. Crop Dryland Acres Harv.	4,200	94
Yield - Bu./Acre	54	3
Prod. - Bu.	227,000	80
Summer Fallow Acres Harv.	2/	
Yield - Bu./Acre	2/	
Prod. - Bu.	2/	

Corn, 2002

Acres Planted	37,700	28
Acres Harv. For Grain	36,000	22
Yield - Bu./Acre	51	96
Prod. - Bu.	1,851,000	42
Farm Value	\$4,497,200	41
Irrigated Acres Harv.	1,100	62
Yield - Bu./Acre	131	52
Prod. - Bu.	144,000	64
Non-Irrigated Acres Harv.	34,900	4
Yield - Bu./Acre	49	10
Prod. - Bu.	1,707,000	4
Acres Harv. For Silage	2/	
Yield - Tons/Acre	2/	
Prod. - Tons	2/	
Farm Value	2/	

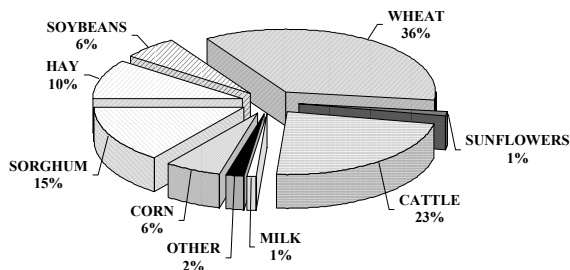
09/08/03/87

FARM FACTS 2002-2003



Rank in
State

VALUE OF PRODUCTION 1/ JEWELL COUNTY



Rank in
State

Census Population, 2000	3,791	79
No. Of Farms, 2002	620	41
Land in Farms, 2002 (Acres)	485,000	43
Acres Harvested, 2002	262,280	21
Farm Value of Crops Harv., 2002	\$35,080,500	30
Value of Cattle & Milk Prod., 2002	\$11,332,300	77
Precipitation Jan.-Dec., 2002 (In.)	20.35	58
Precipitation 30 Year Average (In.)	28.68	53

Wheat, 2002

Acres Seeded in 2001	125,000	33
Acres Harvested in 2002	122,400	18
Yield - Bu./Acre	40	27
Prod - Bu.	4,908,000	14
Farm Value	\$16,800,000	14
Irrigated Acres Harv.	2/	
Yield - Bu./Acre	2/	
Prod. - Bu.	2/	
Cont. Crop Dryland Acres Harv.	100,100	14
Yield - Bu./Acre	39	31
Prod. - Bu.	3,859,900	16
Summer Fallow Acres Harv.	22,300	44
Yield - Bu./Acre	47	3
Prod. - Bu.	1,048,100	31

Corn, 2002

Acres Planted	14,900	68
Acres Harv. For Grain	11,500	61
Yield - Bu./Acre	95	48
Prod. - Bu.	1,095,000	58
Farm Value	\$2,627,600	59
Irrigated Acres Harv.	6,500	37
Yield - Bu./Acre	148	29
Prod. - Bu.	965,000	36
Non-Irrigated Acres Harv.	5,000	26
Yield - Bu./Acre	26	44
Prod. - Bu.	130,000	28
Acres Harv. For Silage	1,300	71
Yield - Tons/Acre	3.8	86
Prod. - Tons	5,000	82
Farm Value	\$92,800	82

Sorghum, 2002

Acres Planted	74,600	13
Acres Harv. For Grain	67,000	9
Yield - Bu./Acre	44	56
Prod. - Bu.	2,933,800	12
Farm Value	\$7,070,700	11
Irrigated Acres Harv.	2/	
Yield - Bu./Acre	2/	
Prod. - Bu.	2/	
Non-Irrigated Acres Harv.	2/	
Yield - Bu./Acre	2/	
Prod. - Bu.	2/	
Acres Harv. For Silage	2/	
Yield - Tons/Acre	2/	
Prod. - Tons	2/	
Farm Value	2/	

Sunflowers, 2002

Acres Planted	6,900	9
Acres Harvested	6,900	5
Yield - LB./Acre	866	21
Prod. - LB.	5,977,300	6
Farm Value	\$689,400	6

Soybeans, 2002

Acres Planted	23,700	45
Acres Harvested	20,100	45
Yield - Bu./Acre	26	39
Prod. - Bu.	522,600	50
Farm Value	\$2,774,000	50
Irrigated Acres Harv.	5,000	10
Yield - Bu./Acre	51	3
Prod. - Bu.	256,800	10
Non-Irrigated Acres Harv.	15,100	10
Yield - Bu./Acre	18	8
Prod. - Bu.	265,800	10

Alfalfa Hay, 2002

Acres Harvested	17,300	13
Yield - Tons/Acre	2.0	103
Prod. - Tons	35,400	26
Farm Value	\$3,451,500	26

All Other Hay, 2002

Acres Harvested	13,500	59
Yield - Tons/Acre	1.4	57
Prod. - Tons	18,800	57
Farm Value	\$1,372,000	57

All Hay, 2002

Acres Harvested	30,800	43
Yield - Tons/Acre	1.8	63
Prod. - Tons	54,200	58
Farm Value	\$4,823,500	52
Pasture Acreage-1997 Census Of Ag	156,000	49

Cattle Inventory, Jan. 1, 2003 4/

All Cattle	39,000	66
Cows That Have Calved	15,850	43
Beef	3/	
Milk	3/	
Other Cattle	23,150	64
Cattle On Feed	3/	
Calves Born In 2002	14,500	49

Cattle Inventory Value 4/

Cattle & Calves, Jan. 1, 2003	\$26,130,000	64
-------------------------------	--------------	----

Production 1/

Milk, 2002 (1,000 Lbs.)	3/	
Farm Value	3/	

1/ Due to the State budget difficulties, hogs, sheep, and poultry value of production are not available at the county level.

2/ Data not published for all practices because of insufficient reports or relative unimportance of some practices.

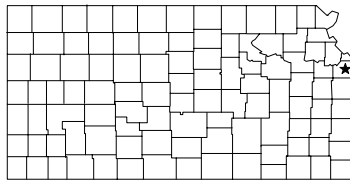
3/ Data not published to avoid disclosure of individual reports.

4/ Due to the State budget difficulties, hogs, sheep, and poultry inventories and inventory value are not available at the county level.

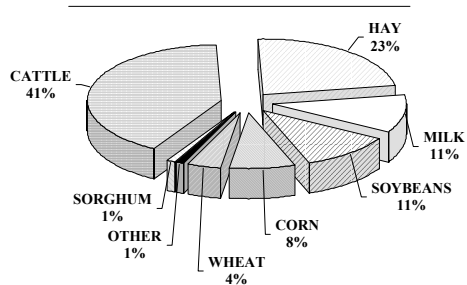
09/08/03/89

09/08/03/89

FARM FACTS 2002-2003



VALUE OF PRODUCTION 1/ JOHNSON COUNTY



		Rank in State
Sorghum, 2002		
Acres Planted	1,600	101
Acres Harv. For Grain	1,600	101
Yield - Bu./Acre	67	13
Prod. - Bu.	106,400	98
Farm Value	\$253,200	98
Irrigated Acres Harv.	2/	
Yield - Bu./Acre	2/	
Prod. - Bu.	2/	
Non-Irrigated Acres Harv.	1,600	73
Yield - Bu./Acre	67	13
Prod. - Bu.	106,400	71
Acres Harv. For Silage	2/	
Yield - Tons/Acre	2/	
Prod. - Tons	2/	
Farm Value	2/	

Sunflowers, 2002		
Acres Planted	2/	
Acres Harvested	2/	
Yield - LB./Acre	2/	
Prod. - LB.	2/	
Farm Value	2/	

Soybeans, 2002		
Acres Planted	28,300	39
Acres Harvested	27,000	39
Yield - Bu./Acre	15	88
Prod. - Bu.	405,000	56
Farm Value	\$2,207,000	56
Irrigated Acres Harv.	2/	
Yield - Bu./Acre	2/	
Prod. - Bu.	2/	
Non-Irrigated Acres Harv.	2/	
Yield - Bu./Acre	2/	
Prod. - Bu.	2/	

Alfalfa Hay, 2002		
Acres Harvested	2,200	95
Yield - Tons/Acre	2.5	86
Prod. - Tons	5,500	100
Farm Value	\$536,000	100

All Other Hay, 2002		
Acres Harvested	25,600	35
Yield - Tons/Acre	2.1	7
Prod. - Tons	52,500	24
Farm Value	\$3,832,500	24

All Hay, 2002		
Acres Harvested	27,800	53
Yield - Tons/Acre	2.1	45
Prod. - Tons	58,000	50
Farm Value	\$4,368,500	58
Pasture Acreage-1997 Census Of Ag	53,000	100

Cattle Inventory, Jan. 1, 2003 4/		
All Cattle	27,000	92
Cows That Have Calved	9,100	88
Beef	8,600	83
Milk	500	32
Other Cattle	17,900	86
Cattle On Feed	3/	
Calves Born In 2002	8,900	87

Cattle Inventory Value 4/		
Cattle & Calves, Jan. 1, 2003	\$18,090,000	90

Production 1/		
Milk, 2002 (1,000 Lbs.)	3/	
Farm Value	3/	

1/ Due to the State budget difficulties, hogs, sheep, and poultry value of production are not available at the county level.

2/ Data not published for all practices because of insufficient reports or relative unimportance of some practices.

3/ Data not published to avoid disclosure of individual reports.

4/ Due to the State budget difficulties, hogs, sheep, and poultry inventories and inventory value are not available at the county level.

09/08/03/91

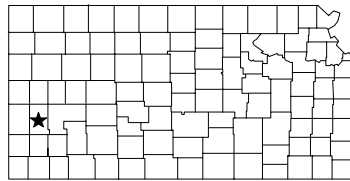
		Rank in State
Census Population, 2000	451,086	2
No. Of Farms, 2002	650	39
Land in Farms, 2002 (Acres)	141,000	104
Acres Harvested, 2002	74,610	99
Farm Value of Crops Harv., 2002	\$9,201,125	97
Value of Cattle & Milk Prod., 2002	\$10,018,400	87
Precipitation Jan.-Dec., 2002 (In.)	29.71	31
Precipitation 30 Year Average (In.)	39.56	13

Wheat, 2002		
Acres Seeded in 2001	6,100	97
Acres Harvested in 2002	5,900	97
Yield - Bu./Acre	39	32
Prod. - Bu.	232,000	98
Farm Value	\$810,000	98
Irrigated Acres Harv.	2/	
Yield - Bu./Acre	2/	
Prod. - Bu.	2/	
Cont. Crop Dryland Acres Harv.	5,900	86
Yield - Bu./Acre	39	31
Prod. - Bu.	232,000	79
Summer Fallow Acres Harv.	2/	
Yield - Bu./Acre	2/	
Prod. - Bu.	2/	

Corn, 2002		
Acres Planted	14,000	72
Acres Harv. For Grain	10,200	69
Yield - Bu./Acre	52	95
Prod. - Bu.	533,000	76
Farm Value	\$1,220,400	78
Irrigated Acres Harv.	2/	
Yield - Bu./Acre	2/	
Prod. - Bu.	2/	
Non-Irrigated Acres Harv.	2/	
Yield - Bu./Acre	2/	
Prod. - Bu.	2/	
Acres Harv. For Silage	2,000	58
Yield - Tons/Acre	9.5	34
Prod. - Tons	19,000	55
Farm Value	\$319,700	56

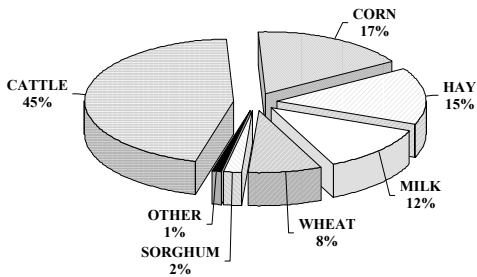
09/08/03/91

FARM FACTS 2002-2003



Rank in
State

VALUE OF PRODUCTION 1/ KEARNY COUNTY



Rank in
State

Census Population, 2000	4,531	75
No. Of Farms, 2002	280	92
Land in Farms, 2002 (Acres)	530,000	32
Acres Harvested, 2002	185,900	50
Farm Value of Crops Harv., 2002	\$42,822,300	21
Value of Cattle & Milk Prod, 2002	\$56,133,600	10
Precipitation Jan.-Dec., 2002 (In.)	10.51	101
Precipitation 30 Year Average (In.)	17.10	100

Wheat, 2002

Acres Seeded in 2001	106,000	45
Acres Harvested in 2002	83,900	47
Yield - Bu./Acre	27	82
Prod - Bu.	2,303,000	51
Farm Value	\$7,745,000	51
Irrigated Acres Harv.	12,000	14
Yield - Bu./Acre	41	19
Prod. - Bu.	495,500	15
Cont. Crop Dryland Acres Harv.	3,600	97
Yield - Bu./Acre	20	79
Prod. - Bu.	73,100	95
Summer Fallow Acres Harv.	68,300	17
Yield - Bu./Acre	25	45
Prod. - Bu.	1,734,400	22

Corn, 2002

Acres Planted	46,900	24
Acres Harv. For Grain	40,200	20
Yield - Bu./Acre	151	14
Prod. - Bu.	6,081,000	18
Farm Value	\$15,686,700	17
Irrigated Acres Harv.	38,800	15
Yield - Bu./Acre	156	23
Prod. - Bu.	6,055,000	16
Non-Irrigated Acres Harv.	1,400	47
Yield - Bu./Acre	19	59
Prod. - Bu.	26,000	49
Acres Harv. For Silage	6,100	23
Yield - Tons/Acre	13.3	8
Prod. - Tons	81,000	14
Farm Value	\$1,585,900	13

Sorghum, 2002

Acres Planted	36,000	49
Acres Harv. For Grain	27,100	48
Yield - Bu./Acre	29	87
Prod. - Bu.	794,200	62
Farm Value	\$1,842,600	62
Irrigated Acres Harv.	2/	
Yield - Bu./Acre	2/	
Prod. - Bu.	2/	
Non-Irrigated Acres Harv.	2/	
Yield - Bu./Acre	2/	
Prod. - Bu.	2/	
Acres Harv. For Silage	2/	
Yield - Tons/Acre	2/	
Prod. - Tons	2/	
Farm Value	2/	

Sunflowers, 2002

Acres Planted	2/	
Acres Harvested	2/	
Yield - LB./Acre	2/	
Prod. - LB.	2/	
Farm Value	2/	

Soybeans, 2002

Acres Planted	3,900	83
Acres Harvested	3,800	81
Yield - Bu./Acre	38	16
Prod. - Bu.	146,000	75
Farm Value	\$778,000	75
Irrigated Acres Harv.	2/	
Yield - Bu./Acre	2/	
Prod. - Bu.	2/	
Non-Irrigated Acres Harv.	2/	
Yield - Bu./Acre	2/	
Prod. - Bu.	2/	

Alfalfa Hay, 2002

Acres Harvested	22,000	7
Yield - Tons/Acre	6.9	2
Prod. - Tons	151,800	3
Farm Value	\$14,800,500	3

All Other Hay, 2002

Acres Harvested	1,800	102
Yield - Tons/Acre	1.9	17
Prod. - Tons	3,500	101
Farm Value	\$255,500	101

All Hay, 2002

Acres Harvested	23,800	62
Yield - Tons/Acre	6.5	2
Prod. - Tons	155,300	4
Farm Value	\$15,056,000	4
Pasture Acreage-1997 Census Of Ag	149,000	51

Cattle Inventory, Jan. 1, 2003 4/

All Cattle	108,000	10
Cows That Have Calved	12,300	71
Beef	3/	
Milk	3/	
Other Cattle	95,700	9
Cattle On Feed	3/	
Calves Born In 2002	11,200	71

Cattle Inventory Value 4/

Cattle & Calves, Jan. 1, 2003	\$72,360,000	9
-------------------------------	--------------	---

Production 1/

Milk, 2002 (1,000 Lbs.)	3/	
Farm Value	3/	

1/ Due to the State budget difficulties, hogs, sheep, and poultry value of production are not available at the county level.

2/ Data not published for all practices because of insufficient reports or relative unimportance of some practices.

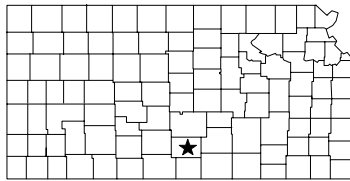
3/ Data not published to avoid disclosure of individual reports.

4/ Due to the State budget difficulties, hogs, sheep, and poultry inventories and inventory value are not available at the county level.

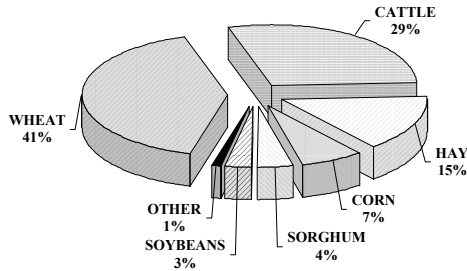
09/08/03/93

09/08/03/93

FARM FACTS 2002-2003



VALUE OF PRODUCTION 1/ KINGMAN COUNTY



		Rank in State
Census Population, 2000	8,673	48
No. Of Farms, 2002	770	26
Land in Farms, 2002 (Acres)	552,000	24
Acres Harvested, 2002	266,800	20
Farm Value of Crops Harv., 2002	\$34,669,500	31
Value of Cattle & Milk Prod, 2002	\$14,667,600	59
Precipitation Jan.-Dec., 2002 (In.)	33.70	14
Precipitation 30 Year Average (In.)	28.84	52

<u>Wheat, 2002</u>		
Acres Seeded in 2001	196,000	5
Acres Harvested in 2002	178,800	6
Yield - Bu./Acre	32	60
Prod - Bu.	5,766,000	8
Farm Value	\$20,025,000	8
Irrigated Acres Harv.	4,900	27
Yield - Bu./Acre	37	29
Prod. - Bu.	182,000	26
Cont. Crop Dryland Acres Harv.	162,400	6
Yield - Bu./Acre	32	53
Prod. - Bu.	5,251,500	6
Summer Fallow Acres Harv.	11,500	53
Yield - Bu./Acre	29	35
Prod. - Bu.	332,500	53

<u>Corn, 2002</u>		
Acres Planted	10,200	78
Acres Harv. For Grain	8,500	70
Yield - Bu./Acre	145	17
Prod. - Bu.	1,235,000	56
Farm Value	\$3,037,600	55
Irrigated Acres Harv.	6,900	35
Yield - Bu./Acre	164	16
Prod. - Bu.	1,130,000	35
Non-Irrigated Acres Harv.	1,600	43
Yield - Bu./Acre	66	4
Prod. - Bu.	105,000	32
Acres Harv. For Silage	1,600	61
Yield - Tons/Acre	14.7	5
Prod. - Tons	23,500	47
Farm Value	\$450,500	46

<u>Sorghum, 2002</u>		
Acres Planted	17,900	70
Acres Harv. For Grain	16,000	67
Yield - Bu./Acre	54	37
Prod. - Bu.	860,700	53
Farm Value	\$2,014,100	54
Irrigated Acres Harv.	1,800	26
Yield - Bu./Acre	111	3
Prod. - Bu.	200,000	26
Non-Irrigated Acres Harv.	14,200	44
Yield - Bu./Acre	47	42
Prod. - Bu.	660,700	41
Acres Harv. For Silage	1,500	10
Yield - Tons/Acre	4.2	13
Prod. - Tons	6,300	15
Farm Value	\$101,100	15

<u>Sunflowers, 2002</u>		
Acres Planted	2/	
Acres Harvested	2/	
Yield - LB./Acre	2/	
Prod. - LB.	2/	
Farm Value	2/	

<u>Soybeans, 2002</u>		
Acres Planted	8,200	70
Acres Harvested	7,900	67
Yield - Bu./Acre	33	23
Prod. - Bu.	256,800	64
Farm Value	\$1,379,000	64
Irrigated Acres Harv.	4,000	13
Yield - Bu./Acre	40	13
Prod. - Bu.	159,300	13
Non-Irrigated Acres Harv.	3,900	16
Yield - Bu./Acre	25	6
Prod. - Bu.	97,500	16

<u>Alfalfa Hay, 2002</u>		
Acres Harvested	8,200	42
Yield - Tons/Acre	3.0	56
Prod. - Tons	25,000	43
Farm Value	\$2,437,500	43

<u>All Other Hay, 2002</u>		
Acres Harvested	41,700	18
Yield - Tons/Acre	1.6	36
Prod. - Tons	67,900	12
Farm Value	\$4,957,000	12

<u>All Hay, 2002</u>		
Acres Harvested	49,900	18
Yield - Tons/Acre	1.9	56
Prod. - Tons	92,900	18
Farm Value	\$7,394,500	19
Pasture Acreage-1997 Census Of Ag	206,000	26

<u>Cattle Inventory, Jan. 1, 2003 4/</u>		
All Cattle	50,000	48
Cows That Have Calved	24,050	12
Beef	3/	
Milk	3/	
Other Cattle	25,950	56
Cattle On Feed	3/	
Calves Born In 2002	21,100	15

<u>Cattle Inventory Value 4/</u>		
Cattle & Calves, Jan. 1, 2003	\$33,500,000	46

<u>Production 1/</u>		
Milk, 2002 (1,000 Lbs.)	3/	
Farm Value	3/	

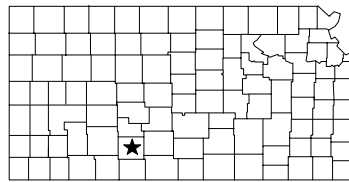
1/ Due to the State budget difficulties, hogs, sheep, and poultry value of production are not available at the county level.

2/ Data not published for all practices because of insufficient reports or relative unimportance of some practices.

3/ Data not published to avoid disclosure of individual reports.

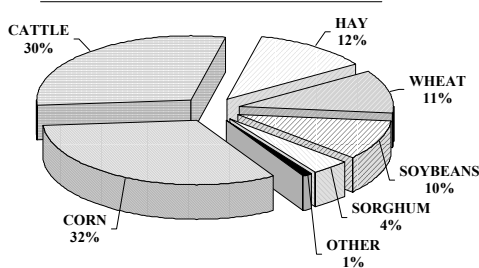
4/ Due to the State budget difficulties, hogs, sheep, and poultry inventories and inventory value are not available at the county level.

FARM FACTS 2002-2003



Rank in
State

VALUE OF PRODUCTION 1/ KIOWA COUNTY



Rank in
State

Census Population, 2000	3,278	88
No. Of Farms, 2002	310	87
Land in Farms, 2002 (Acres)	424,000	64
Acres Harvested, 2002	116,640	89
Farm Value of Crops Harv., 2002	\$22,990,900	54
Value of Cattle & Milk Prod, 2002	\$9,935,800	89
Precipitation Jan.-Dec., 2002 (In.)	22.33	54
Precipitation 30 Year Average (In.)	23.60	70

Wheat, 2002

Acres Seeded in 2001	76,000	66
Acres Harvested in 2002	47,100	67
Yield - Bu./Acre	22	97
Prod - Bu.	1,018,000	77
Farm Value	\$3,535,000	77
Irrigated Acres Harv.	7,800	22
Yield - Bu./Acre	37	29
Prod. - Bu.	288,400	22
Cont. Crop Dryland Acres Harv.	22,000	51
Yield - Bu./Acre	18	87
Prod. - Bu.	389,200	62
Summer Fallow Acres Harv.	17,300	47
Yield - Bu./Acre	20	55
Prod. - Bu.	340,400	52

Corn, 2002

Acres Planted	26,200	49
Acres Harv. For Grain	24,600	35
Yield - Bu./Acre	173	8
Prod. - Bu.	4,258,000	20
Farm Value	\$10,473,100	20
Irrigated Acres Harv.	23,100	20
Yield - Bu./Acre	183	3
Prod. - Bu.	4,225,000	18
Non-Irrigated Acres Harv.	1,500	45
Yield - Bu./Acre	22	52
Prod. - Bu.	33,000	46
Acres Harv. For Silage	600	85
Yield - Tons/Acre	12.5	11
Prod. - Tons	7,500	78
Farm Value	\$143,800	77

Sorghum, 2002

Acres Planted	19,500	66
Acres Harv. For Grain	16,000	67
Yield - Bu./Acre	35	75
Prod. - Bu.	559,800	71
Farm Value	\$1,310,000	71
Irrigated Acres Harv.	2/	
Yield - Bu./Acre	2/	
Prod. - Bu.	2/	
Non-Irrigated Acres Harv.	2/	
Yield - Bu./Acre	2/	
Prod. - Bu.	2/	
Acres Harv. For Silage	2/	
Yield - Tons/Acre	2/	
Prod. - Tons	2/	
Farm Value	2/	

Sunflowers, 2002

Acres Planted	2/	
Acres Harvested	2/	
Yield - LB./Acre	2/	
Prod. - LB.	2/	
Farm Value	2/	

Soybeans, 2002

Acres Planted	12,000	63
Acres Harvested	11,700	59
Yield - Bu./Acre	54	2
Prod. - Bu.	626,000	43
Farm Value	\$3,361,000	43
Irrigated Acres Harv.	2/	
Yield - Bu./Acre	2/	
Prod. - Bu.	2/	
Non-Irrigated Acres Harv.	2/	
Yield - Bu./Acre	2/	
Prod. - Bu.	2/	

Alfalfa Hay, 2002

Acres Harvested	4,900	68
Yield - Tons/Acre	4.6	16
Prod. - Tons	22,700	49
Farm Value	\$2,213,000	49

All Other Hay, 2002

Acres Harvested	9,500	70
Yield - Tons/Acre	2.4	1
Prod. - Tons	22,600	52
Farm Value	\$1,650,000	52

All Hay, 2002

Acres Harvested	14,400	81
Yield - Tons/Acre	3.1	16
Prod. - Tons	45,300	68
Farm Value	\$3,863,000	68
Pasture Acreage-1997 Census Of Ag	188,000	35

Cattle Inventory, Jan. 1, 2003 4/

All Cattle	32,000	82
Cows That Have Calved	11,000	82
Beef	11,000	75
Other Cattle	21,000	76
Cattle On Feed	3/	
Calves Born In 2002	10,200	80

Cattle Inventory Value 4/

Cattle & Calves, Jan. 1, 2003	\$21,440,000	80
-------------------------------	--------------	----

1/ Due to the State budget difficulties, hogs, sheep, and poultry value of production are not available at the county level.

2/ Data not published for all practices because of insufficient reports or relative unimportance of some practices.

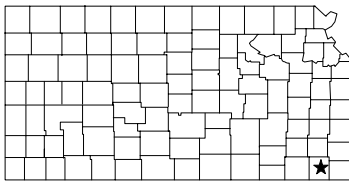
3/ Data not published to avoid disclosure of individual reports.

4/ Due to the State budget difficulties, hogs, sheep, and poultry inventories and inventory value are not available at the county level.

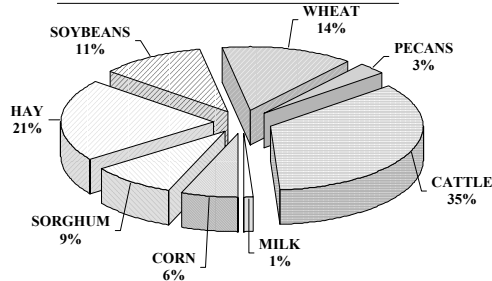
09/08/03/97

09/08/03/97

FARM FACTS 2002-2003



VALUE OF PRODUCTION 1/ LABETTE COUNTY



		Rank in State
Sorghum, 2002		
Acres Planted	24,600	63
Acres Harv. For Grain	24,600	56
Yield - Bu./Acre	76	6
Prod. - Bu.	1,864,800	25
Farm Value	\$4,401,000	26
Irrigated Acres Harv.	2/	
Yield - Bu./Acre	2/	
Prod. - Bu.	2/	
Non-Irrigated Acres Harv.	24,600	31
Yield - Bu./Acre	76	6
Prod. - Bu.	1,864,800	13
Acres Harv. For Silage	2/	
Yield - Tons/Acre	2/	
Prod. - Tons	2/	
Farm Value	2/	

Sunflowers, 2002		
Acres Planted	2/	
Acres Harvested	2/	
Yield - LB./Acre	2/	
Prod. - LB.	2/	
Farm Value	2/	

Soybeans, 2002		
Acres Planted	51,600	18
Acres Harvested	50,000	19
Yield - Bu./Acre	20	63
Prod. - Bu.	1,000,000	20
Farm Value	\$5,418,000	19
Irrigated Acres Harv.	2/	
Yield - Bu./Acre	2/	
Prod. - Bu.	2/	
Non-Irrigated Acres Harv.	2/	
Yield - Bu./Acre	2/	
Prod. - Bu.	2/	

Alfalfa Hay, 2002		
Acres Harvested	4,400	70
Yield - Tons/Acre	3.4	40
Prod. - Tons	15,000	66
Farm Value	\$1,462,000	66

All Other Hay, 2002		
Acres Harvested	59,000	4
Yield - Tons/Acre	2.1	7
Prod. - Tons	125,300	2
Farm Value	\$9,147,000	2

All Hay, 2002		
Acres Harvested	63,400	7
Yield - Tons/Acre	2.2	39
Prod. - Tons	140,300	8
Farm Value	\$10,609,000	8
Pasture Acreage-1997 Census Of Ag	146,000	54

Cattle Inventory, Jan. 1, 2003 4/		
All Cattle	61,000	34
Cows That Have Calved	29,000	3
Beef	3/	
Milk	3/	
Other Cattle	32,000	47
Cattle On Feed	3/	
Calves Born In 2002	25,000	4

Cattle Inventory Value 4/		
Cattle & Calves, Jan. 1, 2003	\$40,870,000	32

Production 1/		
Milk, 2002 (1,000 Lbs.)	3/	
Farm Value	3/	

1/ Due to the State budget difficulties, hogs, sheep, and poultry value of production are not available at the county level.

2/ Data not published for all practices because of insufficient reports or relative unimportance of some practices.

3/ Data not published to avoid disclosure of individual reports.

4/ Due to the State budget difficulties, hogs, sheep, and poultry inventories and inventory value are not available at the county level.

09/08/03/99

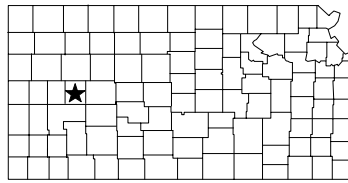
		Rank in State
Census Population, 2000	22,835	25
No. Of Farms, 2002	910	17
Land in Farms, 2002 (Acres)	344,000	80
Acres Harvested, 2002	212,430	39
Farm Value of Crops Harv., 2002	\$32,889,375	37
Value of Cattle & Milk Prod, 2002	\$18,272,300	44
Precipitation Jan.-Dec., 2002 (In.)	35.09	8
Precipitation 30 Year Average (In.)	40.02	11

Wheat, 2002		
Acres Seeded in 2001	58,300	71
Acres Harvested in 2002	56,500	64
Yield - Bu./Acre	37	37
Prod - Bu.	2,063,000	57
Farm Value	\$7,165,000	57
Irrigated Acres Harv.	2/	
Yield - Bu./Acre	2/	
Prod. - Bu.	2/	
Cont. Crop Dryland Acres Harv.	56,500	31
Yield - Bu./Acre	37	35
Prod. - Bu.	2,063,000	30
Summer Fallow Acres Harv.	2/	
Yield - Bu./Acre	2/	
Prod. - Bu.	2/	

Corn, 2002		
Acres Planted	15,400	67
Acres Harv. For Grain	14,300	55
Yield - Bu./Acre	93	52
Prod. - Bu.	1,325,000	52
Farm Value	\$3,179,500	52
Irrigated Acres Harv.	2/	
Yield - Bu./Acre	2/	
Prod. - Bu.	2/	
Non-Irrigated Acres Harv.	2/	
Yield - Bu./Acre	2/	
Prod. - Bu.	2/	
Acres Harv. For Silage	1,100	73
Yield - Tons/Acre	7.3	57
Prod. - Tons	8,000	76
Farm Value	\$145,200	76

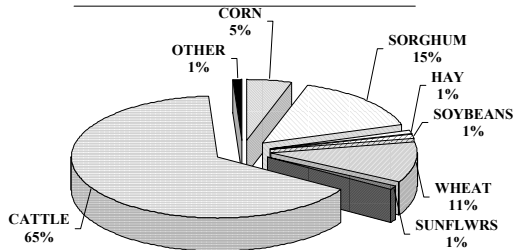
09/08/03/99

FARM FACTS 2002-2003



Rank in
State

VALUE OF PRODUCTION 1/ LANE COUNTY



Rank in
State

Census Population, 2000	2,155	101
No. Of Farms, 2002	280	92
Land in Farms, 2002 (Acres)	438,000	58
Acres Harvested, 2002	151,490	72
Farm Value of Crops Harv., 2002	\$14,889,500	85
Value of Cattle & Milk Prod, 2002	\$34,170,500	16
Precipitation Jan.-Dec., 2002 (In.)	13.66	84
Precipitation 30 Year Average (In.)	20.26	87

Wheat, 2002

Acres Seeded in 2001	118,000	35
Acres Harvested in 2002	107,200	32
Yield - Bu./Acre	27	82
Prod - Bu.	2,897,000	43
Farm Value	\$9,830,000	44
Irrigated Acres Harv.	4,700	28
Yield - Bu./Acre	33	36
Prod. - Bu.	154,900	29
Cont. Crop Dryland Acres Harv.	7,700	78
Yield - Bu./Acre	25	67
Prod. - Bu.	188,700	83
Summer Fallow Acres Harv.	94,800	8
Yield - Bu./Acre	27	41
Prod. - Bu.	2,553,400	9

Corn, 2002

Acres Planted	8,600	81
Acres Harv. For Grain	4,300	83
Yield - Bu./Acre	116	33
Prod. - Bu.	499,000	77
Farm Value	\$1,272,300	76
Irrigated Acres Harv.	3,800	45
Yield - Bu./Acre	128	54
Prod. - Bu.	487,000	43
Non-Irrigated Acres Harv.	500	61
Yield - Bu./Acre	24	49
Prod. - Bu.	12,000	64
Acres Harv. For Silage	4,000	36
Yield - Tons/Acre	12.0	13
Prod. - Tons	48,000	28
Farm Value	\$954,500	28

Sorghum, 2002

Acres Planted	43,700	38
Acres Harv. For Grain	25,900	53
Yield - Bu./Acre	25	93
Prod. - Bu.	635,600	68
Farm Value	\$1,500,100	67
Irrigated Acres Harv.	3,300	21
Yield - Bu./Acre	81	23
Prod. - Bu.	266,500	21
Non-Irrigated Acres Harv.	22,600	34
Yield - Bu./Acre	16	73
Prod. - Bu.	369,100	53
Acres Harv. For Silage	2/	
Yield - Tons/Acre	2/	
Prod. - Tons	2/	
Farm Value	2/	

Sunflowers, 2002

Acres Planted	3,000	24
Acres Harvested	1,600	28
Yield - LB./Acre	909	18
Prod. - LB.	1,454,000	27
Farm Value	\$173,100	27

Soybeans, 2002

Acres Planted	3,700	85
Acres Harvested	3,400	84
Yield - Bu./Acre	23	47
Prod. - Bu.	78,200	83
Farm Value	\$417,000	83
Irrigated Acres Harv.	2/	
Yield - Bu./Acre	2/	
Prod. - Bu.	2/	
Non-Irrigated Acres Harv.	2/	
Yield - Bu./Acre	2/	
Prod. - Bu.	2/	

Alfalfa Hay, 2002

Acres Harvested	1,200	102
Yield - Tons/Acre	3.1	51
Prod. - Tons	3,700	103
Farm Value	\$361,000	103

All Other Hay, 2002

Acres Harvested	2,700	96
Yield - Tons/Acre	1.3	69
Prod. - Tons	3,400	102
Farm Value	\$248,000	102

All Hay, 2002

Acres Harvested	3,900	105
Yield - Tons/Acre	1.8	63
Prod. - Tons	7,100	105
Farm Value	\$609,000	105
Pasture Acreage-1997 Census Of Ag	126,000	72

Cattle Inventory, Jan. 1, 2003 4/

Cows That Have Calved	6,300	100
Beef	3/	
Milk	3/	
Other Cattle	3/	
Cattle On Feed	3/	
Calves Born In 2002	3/	

Cattle Inventory Value 4/

Cattle & Calves, Jan. 1, 2003	3/
-------------------------------	----

Production 1/

Milk, 2002 (1,000 Lbs.)	3/
Farm Value	3/

1/ Due to the State budget difficulties, hogs, sheep, and poultry value of production are not available at the county level.

2/ Data not published for all practices because of insufficient reports or relative unimportance of some practices.

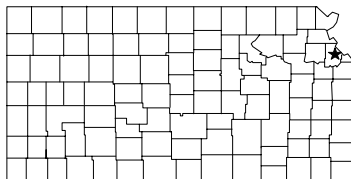
3/ Data not published to avoid disclosure of individual reports.

4/ Due to the State budget difficulties, hogs, sheep, and poultry inventories and inventory value are not available at the county level.

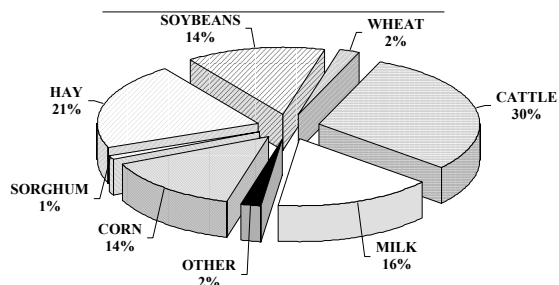
09/08/03/101

09/08/03/101

FARM FACTS 2002-2003



VALUE OF PRODUCTION 1/ LEAVENWORTH COUNTY



		Rank in State
Census Population, 2000	68,691	6
No. Of Farms, 2002	1,060	8
Land in Farms, 2002 (Acres)	211,000	102
Acres Harvested, 2002	95,210	94
Farm Value of Crops Harv., 2002	\$13,379,500	91
Value of Cattle & Milk Prod., 2002	\$10,940,900	80
Precipitation Jan.-Dec., 2002 (In.)	24.59	49
Precipitation 30 Year Average (In.)	40.54	9

Wheat, 2002

Acres Seeded in 2001	5,000	101
Acres Harvested in 2002	4,900	101
Yield - Bu./Acre	37	37
Prod - Bu.	182,000	101
Farm Value	\$645,000	101
Irrigated Acres Harv.	2/	
Yield - Bu./Acre	2/	
Prod. - Bu.	2/	
Cont. Crop Dryland Acres Harv.	4,900	91
Yield - Bu./Acre	37	35
Prod. - Bu.	182,000	85
Summer Fallow Acres Harv.	2/	
Yield - Bu./Acre	2/	
Prod. - Bu.	2/	

Corn, 2002

Acres Planted	20,900	55
Acres Harv. For Grain	16,900	52
Yield - Bu./Acre	51	96
Prod. - Bu.	854,000	64
Farm Value	\$2,074,900	64
Irrigated Acres Harv.	2/	
Yield - Bu./Acre	2/	
Prod. - Bu.	2/	
Non-Irrigated Acres Harv.	2/	
Yield - Bu./Acre	2/	
Prod. - Bu.	2/	
Acres Harv. For Silage	2,600	49
Yield - Tons/Acre	7.7	53
Prod. - Tons	20,000	54
Farm Value	\$356,900	54

Sorghum, 2002

Acres Planted	1,400	102
Acres Harv. For Grain	1,100	103
Yield - Bu./Acre	72	7
Prod. - Bu.	79,100	101
Farm Value	\$193,800	101
Irrigated Acres Harv.	2/	
Yield - Bu./Acre	2/	
Prod. - Bu.	2/	
Non-Irrigated Acres Harv.	1,100	75
Yield - Bu./Acre	72	7
Prod. - Bu.	79,100	73
Acres Harv. For Silage	2/	
Yield - Tons/Acre	2/	
Prod. - Tons	2/	
Farm Value	2/	

Sunflowers, 2002

Acres Planted	2/	
Acres Harvested	2/	
Yield - LB./Acre	2/	
Prod. - LB.	2/	
Farm Value	2/	

Soybeans, 2002

Acres Planted	30,300	38
Acres Harvested	30,100	35
Yield - Bu./Acre	26	39
Prod. - Bu.	782,400	34
Farm Value	\$4,247,000	34
Irrigated Acres Harv.	2/	
Yield - Bu./Acre	2/	
Prod. - Bu.	2/	
Non-Irrigated Acres Harv.	2/	
Yield - Bu./Acre	2/	
Prod. - Bu.	2/	

Alfalfa Hay, 2002

Acres Harvested	3,500	76
Yield - Tons/Acre	2.3	96
Prod. - Tons	8,000	91
Farm Value	\$780,000	91

All Other Hay, 2002

Acres Harvested	35,600	23
Yield - Tons/Acre	1.9	17
Prod. - Tons	68,700	11
Farm Value	\$5,015,000	11

All Hay, 2002

Acres Harvested	39,100	31
Yield - Tons/Acre	2.0	50
Prod. - Tons	76,700	30
Farm Value	\$5,795,000	36
Pasture Acreage-1997 Census Of Ag	84,000	91

Cattle Inventory, Jan. 1, 2003 4/

All Cattle	26,000	95
Cows That Have Calved	14,350	57
Beef	12,800	62
Milk	1,550	16
Other Cattle	11,650	96
Cattle On Feed	3/	
Calves Born In 2002	14,200	54

Cattle Inventory Value 4/

Cattle & Calves, Jan. 1, 2003	\$17,420,000	93
-------------------------------	--------------	----

Production 1/

Milk, 2002 (1,000 Lbs.)	34,400	7
Farm Value	\$4,025,000	7

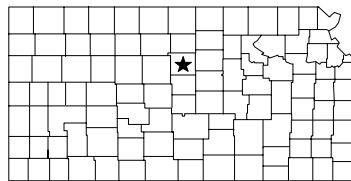
1/ Due to the State budget difficulties, hogs, sheep, and poultry value of production are not available at the county level.

2/ Data not published for all practices because of insufficient reports or relative unimportance of some practices.

3/ Data not published to avoid disclosure of individual reports.

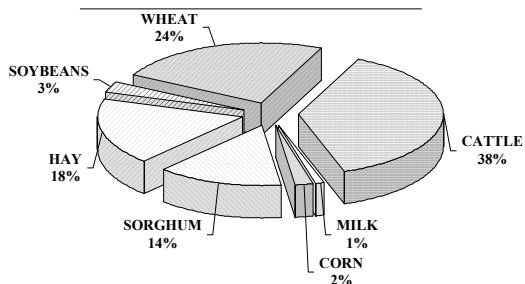
4/ Due to the State budget difficulties, hogs, sheep, and poultry inventories and inventory value are not available at the county level.

FARM FACTS 2002-2003



Rank in
State

VALUE OF PRODUCTION 1/ LINCOLN COUNTY



105

		Rank in State
Census Population, 2000	3,578	81
No. Of Farms, 2002	480	65
Land in Farms, 2002 (Acres)	475,000	47
Acres Harvested, 2002	181,190	51
Farm Value of Crops Harv., 2002	\$25,603,400	46
Value of Cattle & Milk Prod, 2002	\$13,143,900	65
Precipitation Jan.-Dec., 2002 (In.)	20.32	59
Precipitation 30 Year Average (In.)	27.39	57

Wheat, 2002

Acres Seeded in 2001	101,000	47
Acres Harvested in 2002	98,600	37
Yield - Bu./Acre	42	20
Prod - Bu.	4,172,000	20
Farm Value	\$14,655,000	20
Irrigated Acres Harv.	2/	
Yield - Bu./Acre	2/	
Prod. - Bu.	2/	
Cont. Crop Dryland Acres Harv.	80,300	21
Yield - Bu./Acre	41	22
Prod. - Bu.	3,297,500	19
Summer Fallow Acres Harv.	18,300	46
Yield - Bu./Acre	48	1
Prod. - Bu.	874,500	35

Corn, 2002

Acres Planted	3,200	98
Acres Harv. For Grain	200	105
Yield - Bu./Acre	135	24
Prod. - Bu.	27,000	104
Farm Value	\$68,600	104
Irrigated Acres Harv.	2/	
Yield - Bu./Acre	2/	
Prod. - Bu.	2/	
Non-Irrigated Acres Harv.	2/	
Yield - Bu./Acre	2/	
Prod. - Bu.	2/	
Acres Harv. For Silage	2,800	46
Yield - Tons/Acre	8.6	42
Prod. - Tons	24,000	46
Farm Value	\$455,200	45

Sorghum, 2002

Acres Planted	40,400	43
Acres Harv. For Grain	38,700	32
Yield - Bu./Acre	36	71
Prod. - Bu.	1,375,300	38
Farm Value	\$3,383,300	36
Irrigated Acres Harv.	2/	
Yield - Bu./Acre	2/	
Prod. - Bu.	2/	
Non-Irrigated Acres Harv.	2/	
Yield - Bu./Acre	2/	
Prod. - Bu.	2/	
Acres Harv. For Silage	2/	
Yield - Tons/Acre	2/	
Prod. - Tons	2/	
Farm Value	2/	

Sunflowers, 2002

Acres Planted	1,800	28
Acres Harvested	1,700	26
Yield - LB./Acre	452	35
Prod. - LB.	767,900	35
Farm Value	\$88,000	35

Soybeans, 2002

Acres Planted	11,500	64
Acres Harvested	8,000	66
Yield - Bu./Acre	16	80
Prod. - Bu.	124,000	80
Farm Value	\$671,000	80
Irrigated Acres Harv.	2/	
Yield - Bu./Acre	2/	
Prod. - Bu.	2/	
Non-Irrigated Acres Harv.	2/	
Yield - Bu./Acre	2/	
Prod. - Bu.	2/	

Alfalfa Hay, 2002

Acres Harvested	13,900	18
Yield - Tons/Acre	3.1	51
Prod. - Tons	43,100	20
Farm Value	\$4,202,000	20

All Other Hay, 2002

Acres Harvested	15,200	53
Yield - Tons/Acre	1.6	36
Prod. - Tons	25,000	49
Farm Value	\$1,825,000	49

All Hay, 2002

Acres Harvested	29,100	50
Yield - Tons/Acre	2.3	35
Prod. - Tons	68,100	43
Farm Value	\$6,027,000	34
Pasture Acreage-1997 Census Of Ag	200,000	29

Cattle Inventory, Jan. 1, 2003 4/

All Cattle	42,000	58
Cows That Have Calved	18,700	32
Beef	3/	
Milk	3/	
Other Cattle	23,300	63
Cattle On Feed	3/	
Calves Born In 2002	15,800	37

Cattle Inventory Value 4/

Cattle & Calves, Jan. 1, 2003	\$28,140,000	56
-------------------------------	--------------	----

Production 1/

Milk, 2002 (1,000 Lbs.)	3/	
Farm Value	3/	

1/ Due to the State budget difficulties, hogs, sheep, and poultry value of production are not available at the county level.

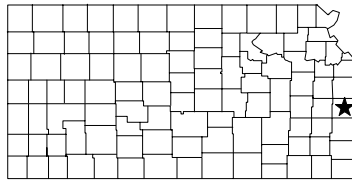
2/ Data not published for all practices because of insufficient reports or relative unimportance of some practices.

3/ Data not published to avoid disclosure of individual reports.

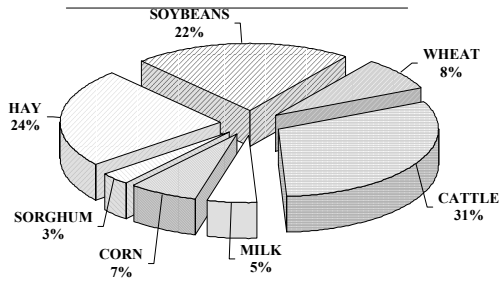
4/ Due to the State budget difficulties, hogs, sheep, and poultry inventories and inventory value are not available at the county level.

09/08/03/105

FARM FACTS 2002-2003



VALUE OF PRODUCTION 1/ LINN COUNTY



Rank in
State

Sorghum, 2002

Acres Planted	3,900	93
Acres Harv. For Grain	3,200	94
Yield - Bu./Acre	69	11
Prod. - Bu.	220,700	90
Farm Value	\$525,300	90
Irrigated Acres Harv.	2/	
Yield - Bu./Acre	2/	
Prod. - Bu.	2/	
Non-Irrigated Acres Harv.	3,200	66
Yield - Bu./Acre	69	11
Prod. - Bu.	220,700	64
Acres Harv. For Silage	2/	
Yield - Tons/Acre	2/	
Prod. - Tons	2/	
Farm Value	2/	

Sunflowers, 2002

Acres Planted	2/	
Acres Harvested	2/	
Yield - LB./Acre	2/	
Prod. - LB.	2/	
Farm Value	2/	

Soybeans, 2002

Acres Planted	51,500	19
Acres Harvested	50,100	18
Yield - Bu./Acre	16	80
Prod. - Bu.	781,600	35
Farm Value	\$4,259,000	33
Irrigated Acres Harv.	2/	
Yield - Bu./Acre	2/	
Prod. - Bu.	2/	
Non-Irrigated Acres Harv.	2/	
Yield - Bu./Acre	2/	
Prod. - Bu.	2/	

Alfalfa Hay, 2002

Acres Harvested	3,400	79
Yield - Tons/Acre	1.6	105
Prod. - Tons	5,400	101
Farm Value	\$526,500	101

All Other Hay, 2002

Acres Harvested	40,800	20
Yield - Tons/Acre	1.6	36
Prod. - Tons	64,700	15
Farm Value	\$4,723,000	15

All Hay, 2002

Acres Harvested	44,200	24
Yield - Tons/Acre	1.6	80
Prod. - Tons	70,100	39
Farm Value	\$5,249,500	44
Pasture Acreage-1997 Census Of Ag	129,000	68

Cattle Inventory, Jan. 1, 2003 4/

All Cattle	36,000	74
Cows That Have Calved	17,750	37
Beef	3/	
Milk	3/	
Other Cattle	18,250	83
Cattle On Feed	3/	
Calves Born In 2002	14,600	47

Cattle Inventory Value 4/

Cattle & Calves, Jan. 1, 2003	\$24,120,000	72
-------------------------------	--------------	----

Production 1/

Milk, 2002 (1,000 Lbs.)	3/	
Farm Value	3/	

1/ Due to the State budget difficulties, hogs, sheep, and poultry value of production are not available at the county level.

2/ Data not published for all practices because of insufficient reports or relative unimportance of some practices.

3/ Data not published to avoid disclosure of individual reports.

4/ Due to the State budget difficulties, hogs, sheep, and poultry inventories and inventory value are not available at the county level.

09/08/03/107

		Rank in State
Census Population, 2000	9,570	45
No. Of Farms, 2002	730	30
Land in Farms, 2002 (Acres)	275,000	94
Acres Harvested, 2002	122,060	86
Farm Value of Crops Harv., 2002	\$13,749,650	89
Value of Cattle & Milk Prod, 2002	\$10,180,000	85
Precipitation Jan.-Dec., 2002 (In.)	30.20	27
Precipitation 30 Year Average (In.)	41.00	6

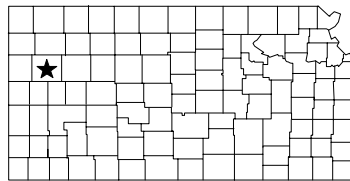
Wheat, 2002

Acres Seeded in 2001	14,800	86
Acres Harvested in 2002	13,000	87
Yield - Bu./Acre	36	41
Prod - Bu.	473,000	87
Farm Value	\$1,650,000	87
Irrigated Acres Harv.	2/	
Yield - Bu./Acre	2/	
Prod. - Bu.	2/	
Cont. Crop Dryland Acres Harv.	13,000	69
Yield - Bu./Acre	36	40
Prod. - Bu.	473,000	56
Summer Fallow Acres Harv.	2/	
Yield - Bu./Acre	2/	
Prod. - Bu.	2/	

Corn, 2002

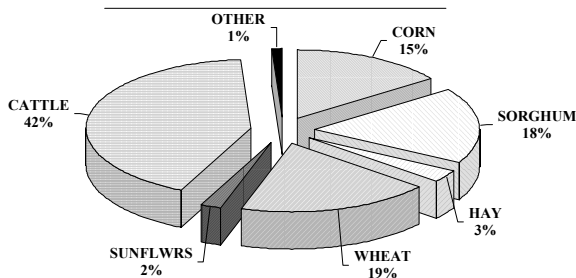
Acres Planted	11,000	77
Acres Harv. For Grain	11,000	64
Yield - Bu./Acre	78	67
Prod. - Bu.	862,000	63
Farm Value	\$1,973,700	66
Irrigated Acres Harv.	2/	
Yield - Bu./Acre	2/	
Prod. - Bu.	2/	
Non-Irrigated Acres Harv.	2/	
Yield - Bu./Acre	2/	
Prod. - Bu.	2/	
Acres Harv. For Silage	2/	
Yield - Tons/Acre	2/	
Prod. - Tons	2/	
Farm Value	2/	

FARM FACTS 2002-2003



Rank in
State

VALUE OF PRODUCTION 1/ LOGAN COUNTY



Rank in
State

Census Population, 2000	3,046	92
No. Of Farms, 2002	350	85
Land in Farms, 2002 (Acres)	620,000	13
Acres Harvested, 2002	149,690	73
Farm Value of Crops Harv., 2002	\$14,294,300	87
Value of Cattle & Milk Prod, 2002	\$16,113,000	51
Precipitation Jan.-Dec., 2002 (In.)	12.67	94
Precipitation 30 Year Average (In.)	19.50	89

Wheat, 2002

Acres Seeded in 2001	140,000	21
Acres Harvested in 2002	117,200	23
Yield - Bu./Acre	26	87
Prod - Bu.	3,016,000	39
Farm Value	\$10,235,000	40
Irrigated Acres Harv.	1,100	39
Yield - Bu./Acre	39	24
Prod. - Bu.	43,400	40
Cont. Crop Dryland Acres Harv.	14,600	66
Yield - Bu./Acre	17	90
Prod. - Bu.	244,100	75
Summer Fallow Acres Harv.	101,500	5
Yield - Bu./Acre	27	41
Prod. - Bu.	2,728,500	6

Corn, 2002

Acres Planted	18,400	61
Acres Harv. For Grain	6,000	79
Yield - Bu./Acre	91	54
Prod. - Bu.	545,000	75
Farm Value	\$1,389,500	75
Irrigated Acres Harv.	5,400	41
Yield - Bu./Acre	97	63
Prod. - Bu.	525,000	42
Non-Irrigated Acres Harv.	600	60
Yield - Bu./Acre	33	24
Prod. - Bu.	20,000	54
Acres Harv. For Silage	700	83
Yield - Tons/Acre	6.4	69
Prod. - Tons	4,500	87
Farm Value	\$89,500	86

Sorghum, 2002

Acres Planted	44,100	37
Acres Harv. For Grain	16,500	65
Yield - Bu./Acre	30	84
Prod. - Bu.	499,200	75
Farm Value	\$1,178,100	76
Irrigated Acres Harv.	3,300	21
Yield - Bu./Acre	66	29
Prod. - Bu.	217,800	25
Non-Irrigated Acres Harv.	13,200	46
Yield - Bu./Acre	21	69
Prod. - Bu.	281,400	61
Acres Harv. For Silage	2/	
Yield - Tons/Acre	2/	
Prod. - Tons	2/	
Farm Value	2/	

Sunflowers, 2002

Acres Planted	4,200	20
Acres Harvested	1,900	25
Yield - LB./Acre	515	31
Prod. - LB.	978,300	33
Farm Value	\$123,200	32

Soybeans, 2002

Acres Planted	2,400	89
Acres Harvested	1,800	89
Yield - Bu./Acre	22	55
Prod. - Bu.	39,600	91
Farm Value	\$211,000	92
Irrigated Acres Harv.	2/	
Yield - Bu./Acre	2/	
Prod. - Bu.	2/	
Non-Irrigated Acres Harv.	2/	
Yield - Bu./Acre	2/	
Prod. - Bu.	2/	

Alfalfa Hay, 2002

Acres Harvested	1,200	102
Yield - Tons/Acre	5.8	6
Prod. - Tons	7,000	94
Farm Value	\$682,500	94

All Other Hay, 2002

Acres Harvested	3,200	94
Yield - Tons/Acre	1.3	69
Prod. - Tons	4,100	96
Farm Value	\$299,000	97

All Hay, 2002

Acres Harvested	4,400	101
Yield - Tons/Acre	2.5	29
Prod. - Tons	11,100	102
Farm Value	\$981,500	102
Pasture Acreage-1997 Census Of Ag	285,000	10

Cattle Inventory, Jan. 1, 2003 4/

All Cattle	22,000	99
Cows That Have Calved	12,300	71
Beef	12,300	67
Other Cattle	9,700	103
Cattle On Feed	3/	
Calves Born In 2002	11,400	70

Cattle Inventory Value 4/

Cattle & Calves, Jan. 1, 2003	\$14,740,000	97
-------------------------------	--------------	----

Production 1/

Milk, 2002 (1,000 Lbs.)	3/
Farm Value	3/

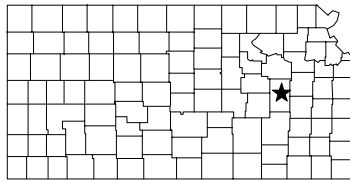
1/ Due to the State budget difficulties, hogs, sheep, and poultry value of production are not available at the county level.

2/ Data not published for all practices because of insufficient reports or relative unimportance of some practices.

3/ Data not published to avoid disclosure of individual reports.

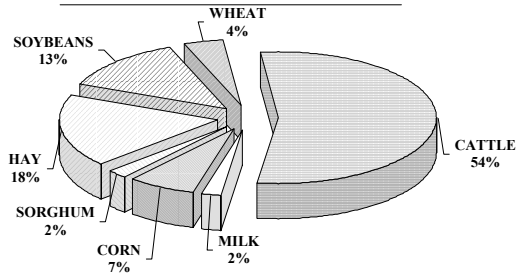
4/ Due to the State budget difficulties, hogs, sheep, and poultry inventories and inventory value are not available at the county level.

FARM FACTS 2002-2003



Rank in
State

VALUE OF PRODUCTION 1/ LYON COUNTY



Sorghum, 2002

Acres Planted	6,900	85
Acres Harv. For Grain	6,900	82
Yield - Bu./Acre	66	15
Prod. - Bu.	453,600	79
Farm Value	\$1,079,600	79
Irrigated Acres Harv.	2/	
Yield - Bu./Acre	2/	
Prod. - Bu.	2/	
Non-Irrigated Acres Harv.	6,900	56
Yield - Bu./Acre	66	15
Prod. - Bu.	453,600	48
Acres Harv. For Silage	2/	
Yield - Tons/Acre	2/	
Prod. - Tons	2/	
Farm Value	2/	

Sunflowers, 2002

Acres Planted	2/	
Acres Harvested	2/	
Yield - LB./Acre	2/	
Prod. - LB.	2/	
Farm Value	2/	

Soybeans, 2002

Acres Planted	66,600	11
Acres Harvested	64,500	10
Yield - Bu./Acre	21	61
Prod. - Bu.	1,322,300	7
Farm Value	\$7,204,000	7
Irrigated Acres Harv.	2/	
Yield - Bu./Acre	2/	
Prod. - Bu.	2/	
Non-Irrigated Acres Harv.	2/	
Yield - Bu./Acre	2/	
Prod. - Bu.	2/	

Alfalfa Hay, 2002

Acres Harvested	8,700	37
Yield - Tons/Acre	2.4	90
Prod. - Tons	21,200	52
Farm Value	\$2,067,000	52

All Other Hay, 2002

Acres Harvested	126,200	1
Yield - Tons/Acre	1.4	57
Prod. - Tons	181,200	1
Farm Value	\$13,227,500	1

All Hay, 2002

Acres Harvested	134,900	1
Yield - Tons/Acre	1.5	90
Prod. - Tons	202,400	2
Farm Value	\$15,294,500	3
Pasture Acreage-1997 Census Of Ag	274,000	11

Cattle Inventory, Jan. 1, 2003 4/

All Cattle	75,000	19
Cows That Have Calved	25,950	7
Beef	3/	
Milk	3/	
Other Cattle	49,050	28
Cattle On Feed	17,000	28
Calves Born In 2002	20,900	16

Cattle Inventory Value 4/

Cattle & Calves, Jan. 1, 2003	\$50,250,000	17
-------------------------------	--------------	----

Production 1/

Milk, 2002 (1,000 Lbs.)	3/	
Farm Value	3/	

		Rank in State
Census Population, 2000	35,935	15
No. Of Farms, 2002	880	19
Land in Farms, 2002 (Acres)	489,000	42
Acres Harvested, 2002	253,860	24
Farm Value of Crops Harv., 2002	\$30,591,750	41
Value of Cattle & Milk Prod, 2002	\$30,894,000	21
Precipitation Jan.-Dec., 2002 (In.)	33.11	17
Precipitation 30 Year Average (In.)	38.66	19

Wheat, 2002

Acres Seeded in 2001	21,700	81
Acres Harvested in 2002	19,900	82
Yield - Bu./Acre	48	8
Prod - Bu.	957,000	79
Farm Value	\$3,345,000	78
Irrigated Acres Harv.	2/	
Yield - Bu./Acre	2/	
Prod. - Bu.	2/	
Cont. Crop Dryland Acres Harv.	19,900	54
Yield - Bu./Acre	48	8
Prod. - Bu.	957,000	43
Summer Fallow Acres Harv.	2/	
Yield - Bu./Acre	2/	
Prod. - Bu.	2/	

Corn, 2002

Acres Planted	27,200	46
Acres Harv. For Grain	16,600	53
Yield - Bu./Acre	50	98
Prod. - Bu.	822,000	67
Farm Value	\$1,882,100	68
Irrigated Acres Harv.	2/	
Yield - Bu./Acre	2/	
Prod. - Bu.	2/	
Non-Irrigated Acres Harv.	2/	
Yield - Bu./Acre	2/	
Prod. - Bu.	2/	
Acres Harv. For Silage	10,400	11
Yield - Tons/Acre	9.5	34
Prod. - Tons	99,000	10
Farm Value	\$1,665,900	10

1/ Due to the State budget difficulties, hogs, sheep, and poultry value of production are not available at the county level.

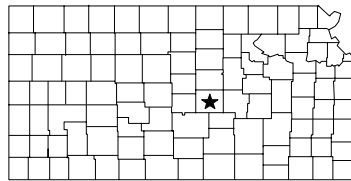
2/ Data not published for all practices because of insufficient reports or relative unimportance of some practices.

3/ Data not published to avoid disclosure of individual reports.

4/ Due to the State budget difficulties, hogs, sheep, and poultry inventories and inventory value are not available at the county level.

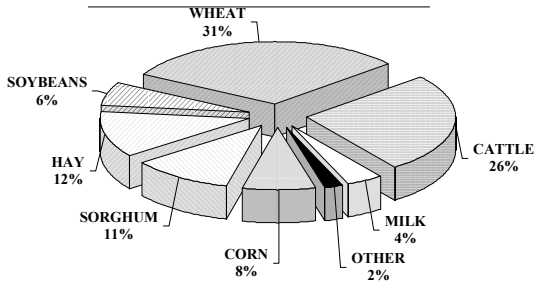
09/08/03/111

FARM FACTS 2002-2003



Rank in
State

VALUE OF PRODUCTION 1/ MCPHERSON COUNTY



113

		Rank in State
Census Population, 2000	29,554	18
No. Of Farms, 2002	1,200	5
Land in Farms, 2002 (Acres)	529,000	34
Acres Harvested, 2002	366,780	4
Farm Value of Crops Harv., 2002	\$61,013,100	6
Value of Cattle & Milk Prod, 2002	\$21,194,200	41
Precipitation Jan.-Dec., 2002 (In.)	29.02	34
Precipitation 30 Year Average (In.)	29.85	47

Wheat, 2002

Acres Seeded in 2001	206,000	4
Acres Harvested in 2002	200,900	4
Yield - Bu./Acre	45	11
Prod - Bu.	9,040,000	2
Farm Value	\$31,760,000	2
Irrigated Acres Harv.	2/	
Yield - Bu./Acre	2/	
Prod. - Bu.	2/	
Cont. Crop Dryland Acres Harv.	184,400	3
Yield - Bu./Acre	46	11
Prod. - Bu.	8,393,900	2
Summer Fallow Acres Harv.	16,500	49
Yield - Bu./Acre	39	12
Prod. - Bu.	646,100	42

Corn, 2002

Acres Planted	23,300	53
Acres Harv. For Grain	20,600	46
Yield - Bu./Acre	138	21
Prod. - Bu.	2,852,000	27
Farm Value	\$7,243,000	27
Irrigated Acres Harv.	15,700	27
Yield - Bu./Acre	171	12
Prod. - Bu.	2,692,000	24
Non-Irrigated Acres Harv.	4,900	28
Yield - Bu./Acre	33	24
Prod. - Bu.	160,000	26
Acres Harv. For Silage	2,200	56
Yield - Tons/Acre	9.5	34
Prod. - Tons	21,000	52
Farm Value	\$398,300	52

Sorghum, 2002

Acres Planted	74,400	14
Acres Harv. For Grain	73,300	5
Yield - Bu./Acre	49	47
Prod. - Bu.	3,587,000	7
Farm Value	\$8,824,300	7
Irrigated Acres Harv.	1,700	29
Yield - Bu./Acre	105	6
Prod. - Bu.	177,900	28
Non-Irrigated Acres Harv.	71,600	3
Yield - Bu./Acre	48	39
Prod. - Bu.	3,409,100	6
Acres Harv. For Silage	1,100	14
Yield - Tons/Acre	6.2	6
Prod. - Tons	6,800	13
Farm Value	\$108,400	13

Sunflowers, 2002

Acres Planted	2/	
Acres Harvested	2/	
Yield - LB./Acre	2/	
Prod. - LB.	2/	
Farm Value	2/	

Soybeans, 2002

Acres Planted	33,400	36
Acres Harvested	32,400	33
Yield - Bu./Acre	32	25
Prod. - Bu.	1,020,600	18
Farm Value	\$5,519,000	18
Irrigated Acres Harv.	13,400	5
Yield - Bu./Acre	36	17
Prod. - Bu.	479,500	7
Non-Irrigated Acres Harv.	19,000	7
Yield - Bu./Acre	28	4
Prod. - Bu.	541,100	3

Alfalfa Hay, 2002

Acres Harvested	18,000	11
Yield - Tons/Acre	2.9	64
Prod. - Tons	52,100	15
Farm Value	\$5,080,000	15

All Other Hay, 2002

Acres Harvested	15,900	51
Yield - Tons/Acre	1.6	36
Prod. - Tons	26,000	47
Farm Value	\$1,898,000	47

All Hay, 2002

Acres Harvested	33,900	38
Yield - Tons/Acre	2.3	35
Prod. - Tons	78,100	29
Farm Value	\$6,978,000	23
Pasture Acreage-1997 Census Of Ag	137,000	62

Cattle Inventory, Jan. 1, 2003 4/

All Cattle	64,000	31
Cows That Have Calved	23,650	13
Beef	22,900	12
Milk	750	23
Other Cattle	40,350	35
Cattle On Feed	3/	
Calves Born In 2002	20,200	20

Cattle Inventory Value 4/

Cattle & Calves, Jan. 1, 2003	\$42,880,000	29
-------------------------------	--------------	----

Production 1/

Milk, 2002 (1,000 Lbs.)	17,500	9
Farm Value	\$2,048,000	9

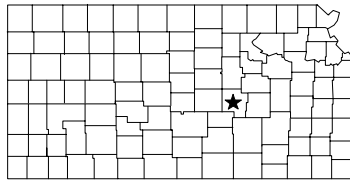
1/ Due to the State budget difficulties, hogs, sheep, and poultry value of production are not available at the county level.

2/ Data not published for all practices because of insufficient reports or relative unimportance of some practices.

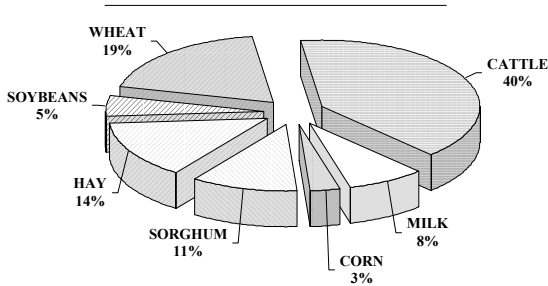
3/ Data not published to avoid disclosure of individual reports.

4/ Due to the State budget difficulties, hogs, sheep, and poultry inventories and inventory value are not available at the county level.

FARM FACTS 2002-2003



VALUE OF PRODUCTION 1/ MARION COUNTY



		Rank in State
Census Population, 2000	13,361	36
No. Of Farms, 2002	980	12
Land in Farms, 2002 (Acres)	580,000	21
Acres Harvested, 2002	313,960	8
Farm Value of Crops Harv., 2002	\$44,555,800	19
Value of Cattle & Milk Prod, 2002	\$33,726,200	17
Precipitation Jan.-Dec., 2002 (In.)	30.05	29
Precipitation 30 Year Average (In.)	32.68	37

Wheat, 2002

Acres Seeded in 2001	127,000	30
Acres Harvested in 2002	122,200	19
Yield - Bu./Acre	41	24
Prod - Bu.	5,059,000	11
Farm Value	\$17,770,000	10
Irrigated Acres Harv.	2/	
Yield - Bu./Acre	2/	
Prod. - Bu.	2/	
Cont. Crop Dryland Acres Harv.	117,000	10
Yield - Bu./Acre	41	22
Prod. - Bu.	4,823,500	9
Summer Fallow Acres Harv.	5,200	64
Yield - Bu./Acre	45	5
Prod. - Bu.	235,500	60

Corn, 2002

Acres Planted	17,100	64
Acres Harv. For Grain	10,400	68
Yield - Bu./Acre	56	90
Prod. - Bu.	581,000	73
Farm Value	\$1,475,500	71
Irrigated Acres Harv.	1,400	59
Yield - Bu./Acre	125	57
Prod. - Bu.	175,000	60
Non-Irrigated Acres Harv.	9,000	15
Yield - Bu./Acre	45	11
Prod. - Bu.	406,000	13
Acres Harv. For Silage	4,500	33
Yield - Tons/Acre	8.4	45
Prod. - Tons	38,000	34
Farm Value	\$720,800	34

Sorghum, 2002

Acres Planted	69,400	15
Acres Harv. For Grain	67,400	8
Yield - Bu./Acre	55	34
Prod. - Bu.	3,682,400	6
Farm Value	\$9,059,000	6
Irrigated Acres Harv.	2/	
Yield - Bu./Acre	2/	
Prod. - Bu.	2/	
Non-Irrigated Acres Harv.	2/	
Yield - Bu./Acre	2/	
Prod. - Bu.	2/	
Acres Harv. For Silage	2,000	8
Yield - Tons/Acre	9.6	2
Prod. - Tons	19,100	4
Farm Value	\$304,600	4

Sunflowers, 2002

Acres Planted	2/	
Acres Harvested	2/	
Yield - LB./Acre	2/	
Prod. - LB.	2/	
Farm Value	2/	

Soybeans, 2002

Acres Planted	36,300	30
Acres Harvested	34,100	29
Yield - Bu./Acre	16	80
Prod. - Bu.	528,600	49
Farm Value	\$2,859,000	49
Irrigated Acres Harv.	2/	
Yield - Bu./Acre	2/	
Prod. - Bu.	2/	
Non-Irrigated Acres Harv.	2/	
Yield - Bu./Acre	2/	
Prod. - Bu.	2/	

Alfalfa Hay, 2002

Acres Harvested	27,500	5
Yield - Tons/Acre	2.9	64
Prod. - Tons	80,700	10
Farm Value	\$7,868,000	10

All Other Hay, 2002

Acres Harvested	44,500	13
Yield - Tons/Acre	1.4	57
Prod. - Tons	60,200	19
Farm Value	\$4,394,500	19

All Hay, 2002

Acres Harvested	72,000	5
Yield - Tons/Acre	2.0	50
Prod. - Tons	140,900	7
Farm Value	\$12,262,500	7
Pasture Acreage-1997 Census Of Ag	235,000	20

Cattle Inventory, Jan. 1, 2003 4/

All Cattle	70,000	23
Cows That Have Calved	19,800	27
Beef	17,800	31
Milk	2,000	15
Other Cattle	50,200	26
Cattle On Feed	3/	
Calves Born In 2002	18,600	28

Cattle Inventory Value 4/

Cattle & Calves, Jan. 1, 2003	\$46,900,000	21
-------------------------------	--------------	----

Production 1/

Milk, 2002 (1,000 Lbs.)	42,500	5
Farm Value	\$4,971,000	5

1/ Due to the State budget difficulties, hogs, sheep, and poultry value of production are not available at the county level.

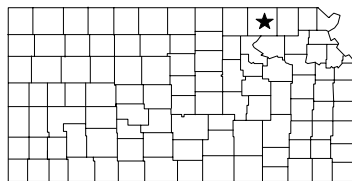
2/ Data not published for all practices because of insufficient reports or relative unimportance of some practices.

3/ Data not published to avoid disclosure of individual reports.

4/ Due to the State budget difficulties, hogs, sheep, and poultry inventories and inventory value are not available at the county level.

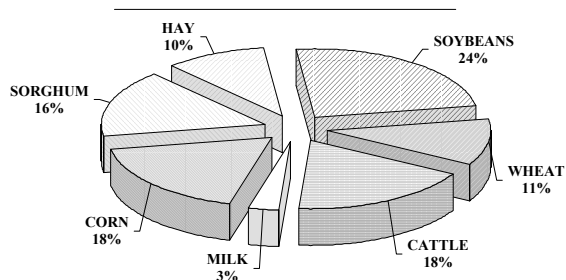
09/08/03/115

FARM FACTS 2002-2003



Rank in
State

VALUE OF PRODUCTION 1/ MARSHALL COUNTY



117

		Rank in State
Census Population, 2000	10,965	38
No. Of Farms, 2002	990	11
Land in Farms, 2002 (Acres)	574,000	22
Acres Harvested, 2002	321,300	7
Farm Value of Crops Harv., 2002	\$36,458,600	28
Value of Cattle & Milk Prod, 2002	\$14,671,600	58
Precipitation Jan.-Dec., 2002 (In.)	21.07	57
Precipitation 30 Year Average (In.)	31.04	43

Wheat, 2002

Acres Seeded in 2001	64,500	69
Acres Harvested in 2002	61,300	61
Yield - Bu./Acre	52	4
Prod - Bu.	3,159,000	36
Farm Value	\$11,190,000	34
Irrigated Acres Harv.	2/	
Yield - Bu./Acre	2/	
Prod. - Bu.	2/	
Cont. Crop Dryland Acres Harv.	61,300	28
Yield - Bu./Acre	52	4
Prod. - Bu.	3,159,000	20
Summer Fallow Acres Harv.	2/	
Yield - Bu./Acre	2/	
Prod. - Bu.	2/	

Corn, 2002

Acres Planted	66,700	13
Acres Harv. For Grain	39,500	21
Yield - Bu./Acre	32	103
Prod. - Bu.	1,276,000	54
Farm Value	\$3,100,200	54
Irrigated Acres Harv.	1,900	52
Yield - Bu./Acre	137	46
Prod. - Bu.	260,000	56
Non-Irrigated Acres Harv.	37,600	3
Yield - Bu./Acre	27	41
Prod. - Bu.	1,016,000	6
Acres Harv. For Silage	16,800	3
Yield - Tons/Acre	4.8	80
Prod. - Tons	80,000	15
Farm Value	\$1,427,600	15

Sorghum, 2002

Acres Planted	56,000	26
Acres Harv. For Grain	55,300	16
Yield - Bu./Acre	48	48
Prod. - Bu.	2,627,500	15
Farm Value	\$6,437,500	15
Irrigated Acres Harv.	2/	
Yield - Bu./Acre	2/	
Prod. - Bu.	2/	
Non-Irrigated Acres Harv.	55,300	9
Yield - Bu./Acre	48	39
Prod. - Bu.	2,627,500	9
Acres Harv. For Silage	2/	
Yield - Tons/Acre	2/	
Prod. - Tons	2/	
Farm Value	2/	

Sunflowers, 2002

Acres Planted	2/	
Acres Harvested	2/	
Yield - LB./Acre	2/	
Prod. - LB.	2/	
Farm Value	2/	

Soybeans, 2002

Acres Planted	118,700	1
Acres Harvested	106,200	1
Yield - Bu./Acre	14	92
Prod. - Bu.	1,491,800	4
Farm Value	\$8,098,000	4
Irrigated Acres Harv.	2/	
Yield - Bu./Acre	2/	
Prod. - Bu.	2/	
Non-Irrigated Acres Harv.	2/	
Yield - Bu./Acre	2/	
Prod. - Bu.	2/	

Alfalfa Hay, 2002

Acres Harvested	11,400	27
Yield - Tons/Acre	2.9	64
Prod. - Tons	32,500	32
Farm Value	\$3,169,000	32

All Other Hay, 2002

Acres Harvested	29,200	30
Yield - Tons/Acre	1.3	69
Prod. - Tons	38,500	33
Farm Value	\$2,810,500	33

All Hay, 2002

Acres Harvested	40,600	29
Yield - Tons/Acre	1.7	72
Prod. - Tons	71,000	36
Farm Value	\$5,979,500	35
Pasture Acreage-1997 Census Of Ag	169,000	41

Cattle Inventory, Jan. 1, 2003 4/

All Cattle	45,000	55
Cows That Have Calved	18,250	34
Beef	3/	
Milk	3/	
Other Cattle	26,750	54
Cattle On Feed	3/	
Calves Born In 2002	17,100	33

Cattle Inventory Value 4/

Cattle & Calves, Jan. 1, 2003	\$30,150,000	53
-------------------------------	--------------	----

Production 1/

Milk, 2002 (1,000 Lbs.)	3/	
Farm Value	3/	

1/ Due to the State budget difficulties, hogs, sheep, and poultry value of production are not available at the county level.

2/ Data not published for all practices because of insufficient reports or relative unimportance of some practices.

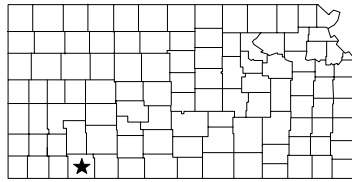
3/ Data not published to avoid disclosure of individual reports.

4/ Due to the State budget difficulties, hogs, sheep, and poultry inventories and inventory value are not available at the county level.

09/08/03/117

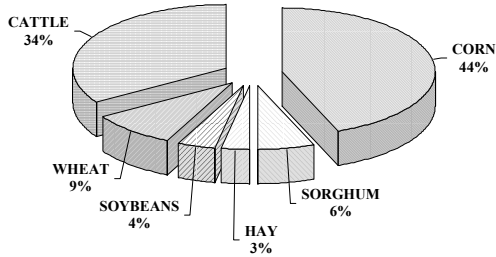
09/08/03/117

FARM FACTS 2002-2003



Rank in
State

VALUE OF PRODUCTION 1/ MEADE COUNTY



Rank in
State

<u>Sorghum, 2002</u>		
Acres Planted	33,800	51
Acres Harv. For Grain	28,300	46
Yield - Bu./Acre	51	41
Prod. - Bu.	1,436,200	36
Farm Value	\$3,332,000	38
Irrigated Acres Harv.	7,400	7
Yield - Bu./Acre	91	17
Prod. - Bu.	672,600	6
Non-Irrigated Acres Harv.	20,900	36
Yield - Bu./Acre	37	47
Prod. - Bu.	763,600	39
Acres Harv. For Silage	2/	
Yield - Tons/Acre	2/	
Prod. - Tons	2/	
Farm Value	2/	

<u>Sunflowers, 2002</u>		
Acres Planted	2/	
Acres Harvested	2/	
Yield - LB./Acre	2/	
Prod. - LB.	2/	
Farm Value	2/	

<u>Soybeans, 2002</u>		
Acres Planted	6,100	76
Acres Harvested	6,000	72
Yield - Bu./Acre	38	16
Prod. - Bu.	230,500	68
Farm Value	\$1,228,000	68
Irrigated Acres Harv.	2/	
Yield - Bu./Acre	2/	
Prod. - Bu.	2/	
Non-Irrigated Acres Harv.	2/	
Yield - Bu./Acre	2/	
Prod. - Bu.	2/	

<u>Alfalfa Hay, 2002</u>		
Acres Harvested	6,000	56
Yield - Tons/Acre	3.7	29
Prod. - Tons	22,200	50
Farm Value	\$2,164,500	50

<u>All Other Hay, 2002</u>		
Acres Harvested	2,700	96
Yield - Tons/Acre	2.1	7
Prod. - Tons	5,700	92
Farm Value	\$416,000	92

<u>All Hay, 2002</u>		
Acres Harvested	8,700	95
Yield - Tons/Acre	3.2	15
Prod. - Tons	27,900	92
Farm Value	\$2,580,500	91
Pasture Acreage-1997 Census Of Ag	214,000	24

<u>Cattle Inventory, Jan. 1, 2003 4/</u>		
All Cattle	60,000	35
Cows That Have Calved	9,800	86
Beef	9,800	80
Other Cattle	50,200	26
Cattle On Feed	20,600	26
Calves Born In 2002	9,800	84

<u>Cattle Inventory Value 4/</u>		
Cattle & Calves, Jan. 1, 2003	\$40,200,000	33

1/ Due to the State budget difficulties, hogs, sheep, and poultry value of production are not available at the county level.

2/ Data not published for all practices because of insufficient reports or relative unimportance of some practices.

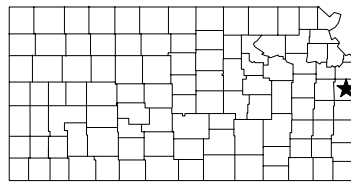
4/ Due to the State budget difficulties, hogs, sheep, and poultry inventories and inventory value are not available at the county level.

Census Population, 2000	4,631	73
No. Of Farms, 2002	420	76
Land in Farms, 2002 (Acres)	602,000	16
Acres Harvested, 2002	178,900	53
Farm Value of Crops Harv., 2002	\$47,382,100	15
Value of Cattle & Milk Prod, 2002	\$21,866,300	40
Precipitation Jan.-Dec., 2002 (In.)	22.31	55
Precipitation 30 Year Average (In.)	21.69	80

<u>Wheat, 2002</u>		
Acres Seeded in 2001	90,000	58
Acres Harvested in 2002	59,500	62
Yield - Bu./Acre	25	91
Prod - Bu.	1,475,000	64
Farm Value	\$4,960,000	64
Irrigated Acres Harv.	16,500	9
Yield - Bu./Acre	41	19
Prod. - Bu.	668,300	10
Cont. Crop Dryland Acres Harv.	7,000	81
Yield - Bu./Acre	16	94
Prod. - Bu.	112,000	92
Summer Fallow Acres Harv.	36,000	34
Yield - Bu./Acre	19	58
Prod. - Bu.	694,700	40

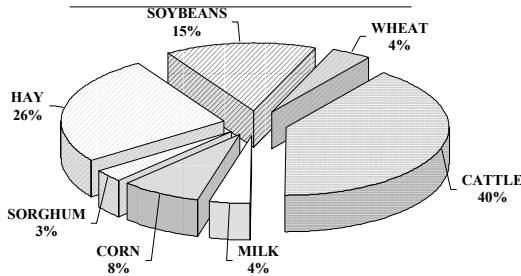
<u>Corn, 2002</u>		
Acres Planted	75,600	11
Acres Harv. For Grain	71,700	6
Yield - Bu./Acre	185	2
Prod. - Bu.	13,281,000	4
Farm Value	\$34,259,900	4
Irrigated Acres Harv.	71,000	4
Yield - Bu./Acre	187	2
Prod. - Bu.	13,265,000	4
Non-Irrigated Acres Harv.	700	58
Yield - Bu./Acre	23	51
Prod. - Bu.	16,000	57
Acres Harv. For Silage	2,300	53
Yield - Tons/Acre	12.6	10
Prod. - Tons	29,000	40
Farm Value	\$567,800	39

FARM FACTS 2002-2003



Rank in
State

VALUE OF PRODUCTION 1/ MIAMI COUNTY



121

		Rank in State
Census Population, 2000	28,351	19
No. Of Farms, 2002	1,220	4
Land in Farms, 2002 (Acres)	286,000	91
Acres Harvested, 2002	122,900	85
Farm Value of Crops Harv., 2002	\$16,653,275	81
Value of Cattle & Milk Prod, 2002	\$17,631,500	47
Precipitation Jan.-Dec., 2002 (In.)	31.15	25
Precipitation 30 Year Average (In.)	40.80	7

Wheat, 2002

Acres Seeded in 2001	10,000	90
Acres Harvested in 2002	9,800	90
Yield - Bu./Acre	37	37
Prod - Bu.	364,000	91
Farm Value	\$1,270,000	91
Irrigated Acres Harv.	2/	
Yield - Bu./Acre	2/	
Prod. - Bu.	2/	
Cont. Crop Dryland Acres Harv.	9,800	75
Yield - Bu./Acre	37	35
Prod. - Bu.	364,000	66
Summer Fallow Acres Harv.	2/	
Yield - Bu./Acre	2/	
Prod. - Bu.	2/	

Corn, 2002

Acres Planted	18,700	60
Acres Harv. For Grain	17,900	49
Yield - Bu./Acre	68	80
Prod. - Bu.	1,213,000	57
Farm Value	\$2,777,300	57
Irrigated Acres Harv.	2/	
Yield - Bu./Acre	2/	
Prod. - Bu.	2/	
Non-Irrigated Acres Harv.	2/	
Yield - Bu./Acre	2/	
Prod. - Bu.	2/	
Acres Harv. For Silage	500	88
Yield - Tons/Acre	10.0	30
Prod. - Tons	5,000	82
Farm Value	\$84,100	87

Sorghum, 2002

Acres Planted	4,800	92
Acres Harv. For Grain	4,800	89
Yield - Bu./Acre	65	18
Prod. - Bu.	312,100	85
Farm Value	\$742,800	84
Irrigated Acres Harv.	2/	
Yield - Bu./Acre	2/	
Prod. - Bu.	2/	
Non-Irrigated Acres Harv.	4,800	63
Yield - Bu./Acre	65	18
Prod. - Bu.	312,100	59
Acres Harv. For Silage	2/	
Yield - Tons/Acre	2/	
Prod. - Tons	2/	
Farm Value	2/	

Sunflowers, 2002

Acres Planted	2/	
Acres Harvested	2/	
Yield - LB./Acre	2/	
Prod. - LB.	2/	
Farm Value	2/	

Soybeans, 2002

Acres Planted	37,200	27
Acres Harvested	36,100	26
Yield - Bu./Acre	18	72
Prod. - Bu.	631,800	41
Farm Value	\$3,442,000	41
Irrigated Acres Harv.	2/	
Yield - Bu./Acre	2/	
Prod. - Bu.	2/	
Non-Irrigated Acres Harv.	2/	
Yield - Bu./Acre	2/	
Prod. - Bu.	2/	

Alfalfa Hay, 2002

Acres Harvested	3,300	84
Yield - Tons/Acre	2.7	77
Prod. - Tons	8,900	86
Farm Value	\$868,000	86

All Other Hay, 2002

Acres Harvested	50,100	9
Yield - Tons/Acre	2.0	11
Prod. - Tons	101,300	5
Farm Value	\$7,395,000	5

All Hay, 2002

Acres Harvested	53,400	14
Yield - Tons/Acre	2.1	45
Prod. - Tons	110,200	12
Farm Value	\$8,263,000	16
Pasture Acreage-1997 Census Of Ag	124,000	73

Cattle Inventory, Jan. 1, 2003 4/

All Cattle	56,000	39
Cows That Have Calved	21,750	21
Beef	21,300	19
Milk	450	35
Other Cattle	34,250	43
Cattle On Feed	3/	
Calves Born In 2002	19,600	23

Cattle Inventory Value 4/

Cattle & Calves, Jan. 1, 2003	\$37,520,000	37
-------------------------------	--------------	----

Production 1/

Milk, 2002 (1,000 Lbs.)	9,200	15
Farm Value	\$1,076,000	15

1/ Due to the State budget difficulties, hogs, sheep, and poultry value of production are not available at the county level.

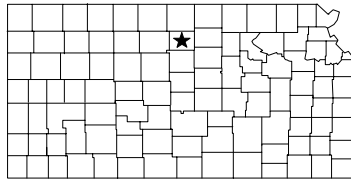
2/ Data not published for all practices because of insufficient reports or relative unimportance of some practices.

3/ Data not published to avoid disclosure of individual reports.

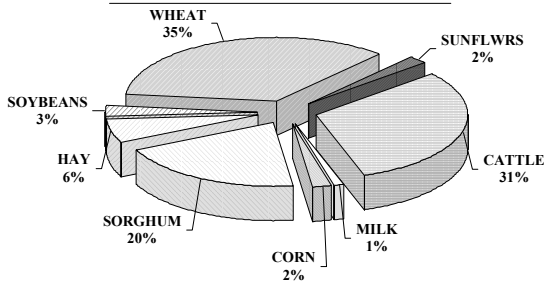
4/ Due to the State budget difficulties, hogs, sheep, and poultry inventories and inventory value are not available at the county level.

09/08/03/121

FARM FACTS 2002-2003



VALUE OF PRODUCTION 1/ MITCHELL COUNTY



123

		Rank in State
Census Population, 2000	6,932	56
No. Of Farms, 2002	500	56
Land in Farms, 2002 (Acres)	485,000	43
Acres Harvested, 2002	273,700	15
Farm Value of Crops Harv., 2002	\$31,903,700	39
Value of Cattle & Milk Prod, 2002	\$15,316,000	55
Precipitation Jan.-Dec., 2002 (In.)	20.08	61
Precipitation 30 Year Average (In.)	26.68	58

Wheat, 2002

Acres Seeded in 2001	166,500	10
Acres Harvested in 2002	160,500	8
Yield - Bu./Acre	38	33
Prod - Bu.	6,099,000	5
Farm Value	\$20,875,000	6
Irrigated Acres Harv.	2/	
Yield - Bu./Acre	2/	
Prod. - Bu.	2/	
Cont. Crop Dryland Acres Harv.	135,800	7
Yield - Bu./Acre	36	40
Prod. - Bu.	4,913,400	7
Summer Fallow Acres Harv.	24,700	40
Yield - Bu./Acre	48	1
Prod. - Bu.	1,185,600	30

Corn, 2002

Acres Planted	7,700	86
Acres Harv. For Grain	3,400	89
Yield - Bu./Acre	95	48
Prod. - Bu.	323,000	85
Farm Value	\$775,100	85
Irrigated Acres Harv.	1,700	56
Yield - Bu./Acre	161	19
Prod. - Bu.	274,000	53
Non-Irrigated Acres Harv.	1,700	42
Yield - Bu./Acre	29	34
Prod. - Bu.	49,000	41
Acres Harv. For Silage	1,800	60
Yield - Tons/Acre	6.7	64
Prod. - Tons	12,000	65
Farm Value	\$222,700	65

Sorghum, 2002

		Rank in State
Acres Planted	79,900	8
Acres Harv. For Grain	64,200	11
Yield - Bu./Acre	31	83
Prod. - Bu.	2,009,100	21
Farm Value	\$4,842,100	21
Irrigated Acres Harv.	2/	
Yield - Bu./Acre	2/	
Prod. - Bu.	2/	
Non-Irrigated Acres Harv.	2/	
Yield - Bu./Acre	2/	
Prod. - Bu.	2/	
Acres Harv. For Silage	2/	
Yield - Tons/Acre	2/	
Prod. - Tons	2/	
Farm Value	2/	

Sunflowers, 2002

Acres Planted	8,900	3
Acres Harvested	8,500	3
Yield - LB./Acre	847	22
Prod. - LB.	7,203,300	3
Farm Value	\$830,800	3

Soybeans, 2002

Acres Planted	14,400	58
Acres Harvested	9,600	63
Yield - Bu./Acre	18	72
Prod. - Bu.	172,800	72
Farm Value	\$917,000	72
Irrigated Acres Harv.	2/	
Yield - Bu./Acre	2/	
Prod. - Bu.	2/	
Non-Irrigated Acres Harv.	2/	
Yield - Bu./Acre	2/	
Prod. - Bu.	2/	

Alfalfa Hay, 2002

Acres Harvested	9,400	34
Yield - Tons/Acre	2.2	101
Prod. - Tons	20,900	55
Farm Value	\$2,038,000	55

All Other Hay, 2002

Acres Harvested	12,200	63
Yield - Tons/Acre	1.0	99
Prod. - Tons	12,600	74
Farm Value	\$920,000	74

All Hay, 2002

Acres Harvested	21,600	67
Yield - Tons/Acre	1.6	80
Prod. - Tons	33,500	85
Farm Value	\$2,958,000	85
Pasture Acreage-1997 Census Of Ag	120,000	75

Cattle Inventory, Jan. 1, 2003 4/

All Cattle	43,000	56
Cows That Have Calved	14,000	59
Beef	3/	
Milk	3/	
Other Cattle	29,000	50
Cattle On Feed	3/	
Calves Born In 2002	12,500	61

Cattle Inventory Value 4/

Cattle & Calves, Jan. 1, 2003	\$28,810,000	54
-------------------------------	--------------	----

Production 1/

Milk, 2002 (1,000 Lbs.)	3/	
Farm Value	3/	

1/ Due to the State budget difficulties, hogs, sheep, and poultry value of production are not available at the county level.

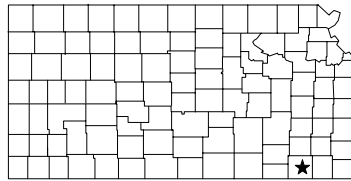
2/ Data not published for all practices because of insufficient reports or relative unimportance of some practices.

3/ Data not published to avoid disclosure of individual reports.

4/ Due to the State budget difficulties, hogs, sheep, and poultry inventories and inventory value are not available at the county level.

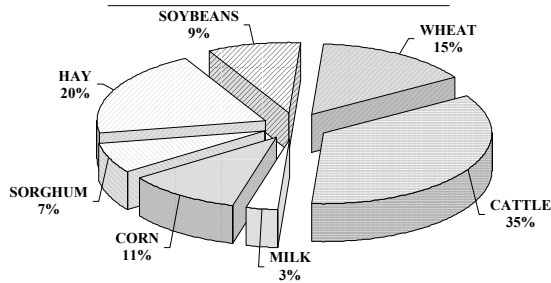
09/08/03/123

FARM FACTS 2002-2003



Rank in
State

VALUE OF PRODUCTION 1/ MONTGOMERY COUNTY



125

		Rank in State
Census Population, 2000	36,252	14
No. Of Farms, 2002	940	15
Land in Farms, 2002 (Acres)	326,000	86
Acres Harvested, 2002	161,980	67
Farm Value of Crops Harv., 2002	\$20,831,225	63
Value of Cattle & Milk Prod, 2002	\$10,276,300	84
Precipitation Jan.-Dec., 2002 (In.)	41.99	1
Precipitation 30 Year Average (In.)	40.67	8

Wheat, 2002

Acres Seeded in 2001	41,700	73
Acres Harvested in 2002	41,000	71
Yield - Bu./Acre	33	56
Prod - Bu.	1,364,000	66
Farm Value	\$4,735,000	65
Irrigated Acres Harv.	2/	
Yield - Bu./Acre	2/	
Prod. - Bu.	2/	
Cont. Crop Dryland Acres Harv.	41,000	34
Yield - Bu./Acre	33	52
Prod. - Bu.	1,364,000	34
Summer Fallow Acres Harv.	2/	
Yield - Bu./Acre	2/	
Prod. - Bu.	2/	

Corn, 2002

Acres Planted	21,900	54
Acres Harv. For Grain	21,200	45
Yield - Bu./Acre	88	57
Prod. - Bu.	1,873,000	41
Farm Value	\$4,494,500	42
Irrigated Acres Harv.	2/	
Yield - Bu./Acre	2/	
Prod. - Bu.	2/	
Non-Irrigated Acres Harv.	2/	
Yield - Bu./Acre	2/	
Prod. - Bu.	2/	
Acres Harv. For Silage	700	83
Yield - Tons/Acre	7.1	60
Prod. - Tons	5,000	82
Farm Value	\$90,700	85

Sorghum, 2002

Acres Planted	10,400	80
Acres Harv. For Grain	10,400	75
Yield - Bu./Acre	79	4
Prod. - Bu.	825,000	56
Farm Value	\$1,947,000	58
Irrigated Acres Harv.	2/	
Yield - Bu./Acre	2/	
Prod. - Bu.	2/	
Non-Irrigated Acres Harv.	10,400	51
Yield - Bu./Acre	79	4
Prod. - Bu.	825,000	34
Acres Harv. For Silage	2/	
Yield - Tons/Acre	2/	
Prod. - Tons	2/	
Farm Value	2/	

Sunflowers, 2002

Acres Planted	2/	
Acres Harvested	2/	
Yield - LB./Acre	2/	
Prod. - LB.	2/	
Farm Value	2/	

Soybeans, 2002

Acres Planted	35,500	31
Acres Harvested	34,700	27
Yield - Bu./Acre	19	68
Prod. - Bu.	659,300	39
Farm Value	\$3,572,000	39
Irrigated Acres Harv.	2/	
Yield - Bu./Acre	2/	
Prod. - Bu.	2/	
Non-Irrigated Acres Harv.	2/	
Yield - Bu./Acre	2/	
Prod. - Bu.	2/	

Alfalfa Hay, 2002

Acres Harvested	3,400	79
Yield - Tons/Acre	2.8	70
Prod. - Tons	9,400	82
Farm Value	\$916,500	82

All Other Hay, 2002

Acres Harvested	48,800	10
Yield - Tons/Acre	1.4	57
Prod. - Tons	66,100	13
Farm Value	\$4,825,500	13

All Hay, 2002

Acres Harvested	52,200	16
Yield - Tons/Acre	1.4	98
Prod. - Tons	75,500	31
Farm Value	\$5,742,000	38
Pasture Acreage-1997 Census Of Ag	169,000	41

Cattle Inventory, Jan. 1, 2003 4/

All Cattle	38,000	68
Cows That Have Calved	22,050	19
Beef	3/	
Milk	3/	
Other Cattle	15,950	88
Cattle On Feed	3/	
Calves Born In 2002	19,100	26

Cattle Inventory Value 4/

Cattle & Calves, Jan. 1, 2003	\$25,460,000	67
-------------------------------	--------------	----

Production 1/

Milk, 2002 (1,000 Lbs.)	3/	
Farm Value	3/	

1/ Due to the State budget difficulties, hogs, sheep, and poultry value of production are not available at the county level.

2/ Data not published for all practices because of insufficient reports or relative unimportance of some practices.

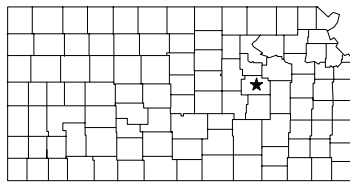
3/ Data not published to avoid disclosure of individual reports.

4/ Due to the State budget difficulties, hogs, sheep, and poultry inventories and inventory value are not available at the county level.

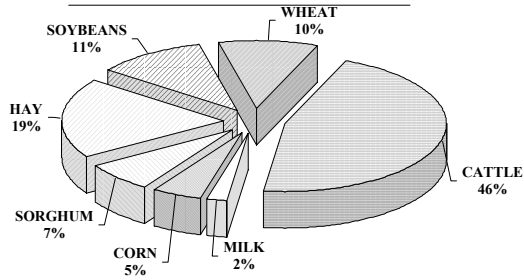
09/08/03/125

09/08/03/125

FARM FACTS 2002-2003



VALUE OF PRODUCTION 1/ MORRIS COUNTY



127

Rank in State

Census Population, 2000	6,104	63
No. Of Farms, 2002	490	63
Land in Farms, 2002 (Acres)	406,000	67
Acres Harvested, 2002	132,450	80
Farm Value of Crops Harv., 2002	\$14,444,900	86
Value of Cattle & Milk Prod, 2002	\$17,695,500	46
Precipitation Jan.-Dec., 2002 (In.)	29.22	33
Precipitation 30 Year Average (In.)	32.44	38

Wheat, 2002

Acres Seeded in 2001	31,400	78
Acres Harvested in 2002	31,200	78
Yield - Bu./Acre	34	49
Prod - Bu.	1,067,000	74
Farm Value	\$3,725,000	74
Irrigated Acres Harv.	2/	
Yield - Bu./Acre	2/	
Prod. - Bu.	2/	
Cont. Crop Dryland Acres Harv.	31,200	42
Yield - Bu./Acre	34	47
Prod. - Bu.	1,067,000	40
Summer Fallow Acres Harv.	2/	
Yield - Bu./Acre	2/	
Prod. - Bu.	2/	

Corn, 2002

Acres Planted	12,300	73
Acres Harv. For Grain	6,400	77
Yield - Bu./Acre	45	100
Prod. - Bu.	289,000	90
Farm Value	\$661,700	91
Irrigated Acres Harv.	2/	
Yield - Bu./Acre	2/	
Prod. - Bu.	2/	
Non-Irrigated Acres Harv.	2/	
Yield - Bu./Acre	2/	
Prod. - Bu.	2/	
Acres Harv. For Silage	5,600	26
Yield - Tons/Acre	7.3	57
Prod. - Tons	41,000	32
Farm Value	\$689,900	35

Sorghum, 2002

Acres Planted	24,000	64
Acres Harv. For Grain	21,800	58
Yield - Bu./Acre	38	66
Prod. - Bu.	823,900	58
Farm Value	\$1,961,000	57
Irrigated Acres Harv.	2/	
Yield - Bu./Acre	2/	
Prod. - Bu.	2/	
Non-Irrigated Acres Harv.	21,800	35
Yield - Bu./Acre	38	46
Prod. - Bu.	823,900	36
Acres Harv. For Silage	2/	
Yield - Tons/Acre	2/	
Prod. - Tons	2/	
Farm Value	2/	

Sunflowers, 2002

Acres Planted	2/	
Acres Harvested	2/	
Yield - LB./Acre	2/	
Prod. - LB.	2/	
Farm Value	2/	

Soybeans, 2002

Acres Planted	33,600	35
Acres Harvested	27,500	38
Yield - Bu./Acre	16	80
Prod. - Bu.	453,700	54
Farm Value	\$2,472,000	54
Irrigated Acres Harv.	2/	
Yield - Bu./Acre	2/	
Prod. - Bu.	2/	
Non-Irrigated Acres Harv.	2/	
Yield - Bu./Acre	2/	
Prod. - Bu.	2/	

Alfalfa Hay, 2002

Acres Harvested	10,300	29
Yield - Tons/Acre	2.4	90
Prod. - Tons	24,500	45
Farm Value	\$2,389,000	45

All Other Hay, 2002

Acres Harvested	27,000	32
Yield - Tons/Acre	1.1	90
Prod. - Tons	30,400	43
Farm Value	\$2,219,000	43

All Hay, 2002

Acres Harvested	37,300	34
Yield - Tons/Acre	1.5	90
Prod. - Tons	54,900	57
Farm Value	\$4,608,000	54
Pasture Acreage-1997 Census Of Ag	241,000	18

Cattle Inventory, Jan. 1, 2003 4/

All Cattle	56,000	39
Cows That Have Calved	18,750	31
Beef	3/	
Milk	3/	
Other Cattle	37,250	40
Cattle On Feed	3/	
Calves Born In 2002	16,900	34

Cattle Inventory Value 4/

Cattle & Calves, Jan. 1, 2003	\$37,520,000	37
-------------------------------	--------------	----

Production 1/

Milk, 2002 (1,000 Lbs.)	3/	
Farm Value	3/	

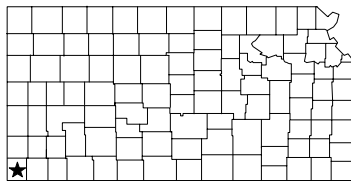
1/ Due to the State budget difficulties, hogs, sheep, and poultry value of production are not available at the county level.

2/ Data not published for all practices because of insufficient reports or relative unimportance of some practices.

3/ Data not published to avoid disclosure of individual reports.

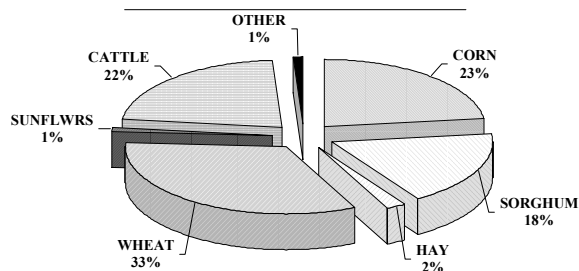
4/ Due to the State budget difficulties, hogs, sheep, and poultry inventories and inventory value are not available at the county level.

FARM FACTS 2002-2003



Rank in
State

VALUE OF PRODUCTION 1/ MORTON COUNTY



129

Rank in
State

Census Population, 2000	3,496	83
No. Of Farms, 2002	230	104
Land in Farms, 2002 (Acres)	432,000	61
Acres Harvested, 2002	96,640	93
Farm Value of Crops Harv., 2002	\$11,816,900	95
Value of Cattle & Milk Prod, 2002	\$5,751,400	102
Precipitation Jan.-Dec., 2002 (In.)	13.09	88
Precipitation 30 Year Average (In.)	16.54	102

Wheat, 2002

Acres Seeded in 2001	77,000	65
Acres Harvested in 2002	40,800	72
Yield - Bu./Acre	21	99
Prod - Bu.	855,000	80
Farm Value	\$2,875,000	80
Irrigated Acres Harv.	15,800	11
Yield - Bu./Acre	32	37
Prod. - Bu.	512,500	13
Cont. Crop Dryland Acres Harv.	1,200	103
Yield - Bu./Acre	11	102
Prod. - Bu.	13,200	104
Summer Fallow Acres Harv.	23,800	41
Yield - Bu./Acre	14	64
Prod. - Bu.	329,300	54

Corn, 2002

Acres Planted	17,300	63
Acres Harv. For Grain	14,800	54
Yield - Bu./Acre	136	23
Prod. - Bu.	2,016,000	38
Farm Value	\$5,200,500	37
Irrigated Acres Harv.	14,000	29
Yield - Bu./Acre	143	38
Prod. - Bu.	2,004,000	29
Non-Irrigated Acres Harv.	800	57
Yield - Bu./Acre	15	64
Prod. - Bu.	12,000	64
Acres Harv. For Silage	2,400	51
Yield - Tons/Acre	10.8	22
Prod. - Tons	26,000	43
Farm Value	\$509,100	43

Sorghum, 2002

Acres Planted	77,600	11
Acres Harv. For Grain	30,100	41
Yield - Bu./Acre	24	96
Prod. - Bu.	714,200	64
Farm Value	\$1,657,000	65
Irrigated Acres Harv.	4,900	15
Yield - Bu./Acre	53	36
Prod. - Bu.	258,200	22
Non-Irrigated Acres Harv.	25,200	30
Yield - Bu./Acre	18	72
Prod. - Bu.	456,000	47
Acres Harv. For Silage	2/	2/
Yield - Tons/Acre	2/	2/
Prod. - Tons	2/	2/
Farm Value	2/	2/

Sunflowers, 2002

Acres Planted	2/
Acres Harvested	2/
Yield - LB./Acre	2/
Prod. - LB.	2/
Farm Value	2/

Soybeans, 2002

Acres Planted	2/
Acres Harvested	2/
Yield - Bu./Acre	2/
Prod. - Bu.	2/
Farm Value	2/
Irrigated Acres Harv.	2/
Yield - Bu./Acre	2/
Prod. - Bu.	2/
Non-Irrigated Acres Harv.	2/
Yield - Bu./Acre	2/
Prod. - Bu.	2/

Alfalfa Hay, 2002

Acres Harvested	2,400	94
Yield - Tons/Acre	3.6	35
Prod. - Tons	8,700	89
Farm Value	\$848,000	89

All Other Hay, 2002

Acres Harvested	2,000	101
Yield - Tons/Acre	1.7	30
Prod. - Tons	3,400	102
Farm Value	\$248,000	102

All Hay, 2002

Acres Harvested	4,400	101
Yield - Tons/Acre	2.8	24
Prod. - Tons	12,100	101
Farm Value	\$1,096,000	101
Pasture Acreage-1997 Census Of Ag	161,000	46

Cattle Inventory, Jan. 1, 2003 4/

All Cattle	18,000	103
Cows That Have Calved	7,400	96
Beef	7,400	89
Other Cattle	10,600	100
Cattle On Feed	3/	
Calves Born In 2002	7,500	94

Cattle Inventory Value 4/

Cattle & Calves, Jan. 1, 2003	\$12,060,000	101
-------------------------------	--------------	-----

Production 1/

Milk, 2002 (1,000 Lbs.)	3/
Farm Value	3/

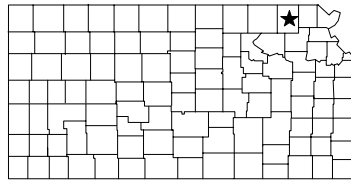
1/ Due to the State budget difficulties, hogs, sheep, and poultry value of production are not available at the county level.

2/ Data not published for all practices because of insufficient reports or relative unimportance of some practices.

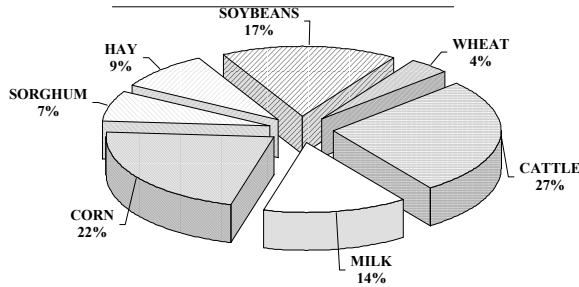
3/ Data not published to avoid disclosure of individual reports.

4/ Due to the State budget difficulties, hogs, sheep, and poultry inventories and inventory value are not available at the county level.

FARM FACTS 2002-2003



VALUE OF PRODUCTION 1/ NEMAHA COUNTY



111

Rank in State

Census Population, 2000	10,717	41
No. Of Farms, 2002	1,090	7
Land in Farms, 2002 (Acres)	447,000	54
Acres Harvested, 2002	234,470	31
Farm Value of Crops Harv., 2002	\$25,496,800	47
Value of Cattle & Milk Prod, 2002	\$31,418,600	19
Precipitation Jan.-Dec., 2002 (In.)	25.37	46
Precipitation 30 Year Average (In.)	34.89	30

Wheat, 2002

Acres Seeded in 2001	21,400	82
Acres Harvested in 2002	21,000	81
Yield - Bu./Acre	52	4
Prod - Bu.	1,093,000	73
Farm Value	\$3,870,000	72
Irrigated Acres Harv.	2/	
Yield - Bu./Acre	2/	
Prod. - Bu.	2/	
Cont. Crop Dryland Acres Harv.	21,000	53
Yield - Bu./Acre	52	4
Prod. - Bu.	1,093,000	39
Summer Fallow Acres Harv.	2/	
Yield - Bu./Acre	2/	
Prod. - Bu.	2/	

Corn, 2002

Acres Planted	83,800	8
Acres Harv. For Grain	62,000	10
Yield - Bu./Acre	39	101
Prod. - Bu.	2,391,000	35
Farm Value	\$5,809,200	35
Irrigated Acres Harv.	2/	
Yield - Bu./Acre	2/	
Prod. - Bu.	2/	
Non-Irrigated Acres Harv.	2/	
Yield - Bu./Acre	2/	
Prod. - Bu.	2/	
Acres Harv. For Silage	19,600	2
Yield - Tons/Acre	4.6	81
Prod. - Tons	91,000	11
Farm Value	\$1,624,000	12

09/08/03/131

Sorghum, 2002

Acres Planted	18,300	68
Acres Harv. For Grain	18,200	62
Yield - Bu./Acre	52	39
Prod. - Bu.	940,400	50
Farm Value	\$2,304,000	49
Irrigated Acres Harv.	2/	
Yield - Bu./Acre	2/	
Prod. - Bu.	2/	
Non-Irrigated Acres Harv.	18,200	38
Yield - Bu./Acre	52	34
Prod. - Bu.	940,400	31
Acres Harv. For Silage	2/	
Yield - Tons/Acre	2/	
Prod. - Tons	2/	
Farm Value	2/	

Sunflowers, 2002

Acres Planted	2/	
Acres Harvested	2/	
Yield - LB./Acre	2/	
Prod. - LB.	2/	
Farm Value	2/	

Soybeans, 2002

Acres Planted	80,800	4
Acres Harvested	77,800	4
Yield - Bu./Acre	17	76
Prod. - Bu.	1,283,700	8
Farm Value	\$6,968,000	8
Irrigated Acres Harv.	2/	
Yield - Bu./Acre	2/	
Prod. - Bu.	2/	
Non-Irrigated Acres Harv.	2/	
Yield - Bu./Acre	2/	
Prod. - Bu.	2/	

Alfalfa Hay, 2002

Acres Harvested	8,600	38
Yield - Tons/Acre	2.8	70
Prod. - Tons	24,400	46
Farm Value	\$2,379,000	46

All Other Hay, 2002

Acres Harvested	26,000	33
Yield - Tons/Acre	1.3	69
Prod. - Tons	32,700	41
Farm Value	\$2,387,000	41

All Hay, 2002

Acres Harvested	34,600	36
Yield - Tons/Acre	1.7	72
Prod. - Tons	57,100	52
Farm Value	\$4,766,000	53
Pasture Acreage-1997 Census Of Ag	140,000	59

Cattle Inventory, Jan. 1, 2003 4/

All Cattle	65,000	29
Cows That Have Calved	20,200	26
Beef	16,300	39
Milk	3,900	8
Other Cattle	44,800	31
Cattle On Feed	3/	
Calves Born In 2002	19,900	21

Cattle Inventory Value 4/

Cattle & Calves, Jan. 1, 2003	\$43,550,000	27
-------------------------------	--------------	----

Production 1/

Milk, 2002 (1,000 Lbs.)	82,300	2
Farm Value	\$9,628,000	2

1/ Due to the State budget difficulties, hogs, sheep, and poultry value of production are not available at the county level.

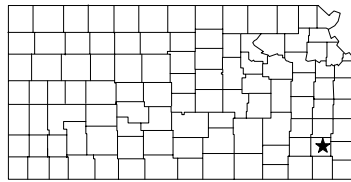
2/ Data not published for all practices because of insufficient reports or relative unimportance of some practices.

3/ Data not published to avoid disclosure of individual reports.

4/ Due to the State budget difficulties, hogs, sheep, and poultry inventories and inventory value are not available at the county level.

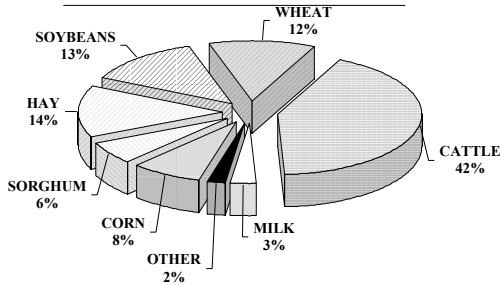
09/08/03/131

FARM FACTS 2002-2003



Rank in
State

VALUE OF PRODUCTION 1/ NEOSHO COUNTY



133

Rank in
State

Census Population, 2000	16,997	31
No. Of Farms, 2002	710	32
Land in Farms, 2002 (Acres)	332,000	84
Acres Harvested, 2002	162,400	66
Farm Value of Crops Harv., 2002	\$20,215,975	65
Value of Cattle & Milk Prod., 2002	\$14,352,600	61
Precipitation Jan.-Dec., 2002 (In.)	36.87	4
Precipitation 30 Year Average (In.)	41.90	2

Wheat, 2002

Acres Seeded in 2001	39,000	74
Acres Harvested in 2002	34,100	75
Yield - Bu./Acre	31	69
Prod - Bu.	1,061,000	75
Farm Value	\$3,685,000	76
Irrigated Acres Harv.	2/	
Yield - Bu./Acre	2/	
Prod. - Bu.	2/	
Cont. Crop Dryland Acres Harv.	34,100	39
Yield - Bu./Acre	31	58
Prod. - Bu.	1,061,000	41
Summer Fallow Acres Harv.	2/	
Yield - Bu./Acre	2/	
Prod. - Bu.	2/	

Corn, 2002

Acres Planted	18,800	58
Acres Harv. For Grain	18,600	47
Yield - Bu./Acre	95	48
Prod. - Bu.	1,760,000	44
Farm Value	\$4,223,400	43
Irrigated Acres Harv.	2/	
Yield - Bu./Acre	2/	
Prod. - Bu.	2/	
Non-Irrigated Acres Harv.	2/	
Yield - Bu./Acre	2/	
Prod. - Bu.	2/	
Acres Harv. For Silage	2/	
Yield - Tons/Acre	2/	
Prod. - Tons	2/	
Farm Value	2/	

Sorghum, 2002

Acres Planted	10,900	77
Acres Harv. For Grain	10,800	74
Yield - Bu./Acre	66	15
Prod. - Bu.	708,100	65
Farm Value	\$1,671,200	64
Irrigated Acres Harv.	2/	
Yield - Bu./Acre	2/	
Prod. - Bu.	2/	
Non-Irrigated Acres Harv.	10,800	50
Yield - Bu./Acre	66	15
Prod. - Bu.	708,100	40
Acres Harv. For Silage	2/	
Yield - Tons/Acre	2/	
Prod. - Tons	2/	
Farm Value	2/	

Sunflowers, 2002

Acres Planted	2/	
Acres Harvested	2/	
Yield - LB./Acre	2/	
Prod. - LB.	2/	
Farm Value	2/	

Soybeans, 2002

Acres Planted	50,800	20
Acres Harvested	49,200	20
Yield - Bu./Acre	17	76
Prod. - Bu.	836,400	30
Farm Value	\$4,532,000	29
Irrigated Acres Harv.	2/	
Yield - Bu./Acre	2/	
Prod. - Bu.	2/	
Non-Irrigated Acres Harv.	2/	
Yield - Bu./Acre	2/	
Prod. - Bu.	2/	

Alfalfa Hay, 2002

Acres Harvested	3,500	76
Yield - Tons/Acre	2.6	80
Prod. - Tons	9,000	85
Farm Value	\$877,500	85

All Other Hay, 2002

Acres Harvested	43,800	14
Yield - Tons/Acre	1.5	48
Prod. - Tons	65,800	14
Farm Value	\$4,803,500	14

All Hay, 2002

Acres Harvested	47,300	20
Yield - Tons/Acre	1.6	80
Prod. - Tons	74,800	32
Farm Value	\$5,681,000	39
Pasture Acreage-1997 Census Of Ag	142,000	58

Cattle Inventory, Jan. 1, 2003 4/

All Cattle	47,000	53
Cows That Have Calved	21,800	20
Beef	3/	
Milk	3/	
Other Cattle	25,200	59
Cattle On Feed	3/	
Calves Born In 2002	19,900	21

Cattle Inventory Value 4/

Cattle & Calves, Jan. 1, 2003	\$31,490,000	51
-------------------------------	--------------	----

Production 1/

Milk, 2002 (1,000 Lbs.)	3/	
Farm Value	3/	

1/ Due to the State budget difficulties, hogs, sheep, and poultry value of production are not available at the county level.

2/ Data not published for all practices because of insufficient reports or relative unimportance of some practices.

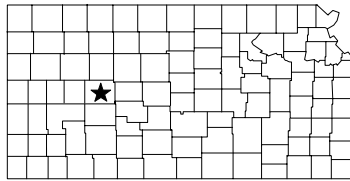
3/ Data not published to avoid disclosure of individual reports.

4/ Due to the State budget difficulties, hogs, sheep, and poultry inventories and inventory value are not available at the county level.

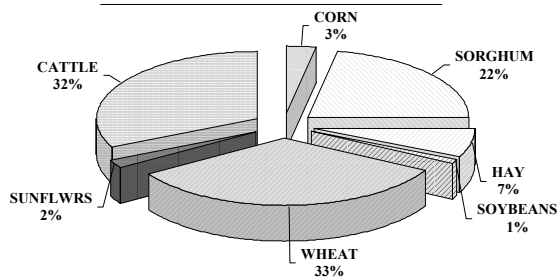
09/08/03/133

09/08/03/133

FARM FACTS 2002-2003



VALUE OF PRODUCTION 1/ NESS COUNTY



135

Rank in State

Census Population, 2000	3,454	85
No. Of Farms, 2002	540	49
Land in Farms, 2002 (Acres)	685,000	6
Acres Harvested, 2002	216,600	36
Farm Value of Crops Harv., 2002	\$19,085,800	68
Value of Cattle & Milk Prod, 2002	\$10,363,300	83
Precipitation Jan.-Dec., 2002 (In.)	15.75	77
Precipitation 30 Year Average (In.)	20.99	84

Wheat, 2002

Acres Seeded in 2001	162,000	14
Acres Harvested in 2002	150,100	10
Yield - Bu./Acre	24	94
Prod. - Bu.	3,661,000	25
Farm Value	\$12,425,000	25
Irrigated Acres Harv.	1,700	35
Yield - Bu./Acre	32	37
Prod. - Bu.	54,900	39
Cont. Crop Dryland Acres Harv.	24,400	48
Yield - Bu./Acre	20	79
Prod. - Bu.	488,900	55
Summer Fallow Acres Harv.	124,000	2
Yield - Bu./Acre	25	45
Prod. - Bu.	3,117,200	5

Corn, 2002

Acres Planted	4,800	91
Acres Harv. For Grain	1,200	99
Yield - Bu./Acre	97	46
Prod. - Bu.	116,000	100
Farm Value	\$295,800	100
Irrigated Acres Harv.	800	66
Yield - Bu./Acre	128	54
Prod. - Bu.	102,000	66
Non-Irrigated Acres Harv.	400	65
Yield - Bu./Acre	35	20
Prod. - Bu.	14,000	61
Acres Harv. For Silage	1,000	75
Yield - Tons/Acre	9.0	40
Prod. - Tons	9,000	73
Farm Value	\$179,000	72

Sorghum, 2002

Acres Planted	49,300	33
Acres Harv. For Grain	41,000	29
Yield - Bu./Acre	30	84
Prod. - Bu.	1,216,100	42
Farm Value	\$2,870,100	42
Irrigated Acres Harv.	800	36
Yield - Bu./Acre	99	12
Prod. - Bu.	79,400	34
Non-Irrigated Acres Harv.	40,200	22
Yield - Bu./Acre	28	59
Prod. - Bu.	1,136,700	24
Acres Harv. For Silage	2/	
Yield - Tons/Acre	2/	
Prod. - Tons	2/	
Farm Value	2/	

Sunflowers, 2002

Acres Planted	1,900	27
Acres Harvested	1,700	26
Yield - LB./Acre	632	30
Prod. - LB.	1,074,500	31
Farm Value	\$127,700	31

Soybeans, 2002

Acres Planted	2,600	88
Acres Harvested	1,900	88
Yield - Bu./Acre	25	41
Prod. - Bu.	47,500	88
Farm Value	\$253,000	89
Irrigated Acres Harv.	2/	
Yield - Bu./Acre	2/	
Prod. - Bu.	2/	
Non-Irrigated Acres Harv.	2/	
Yield - Bu./Acre	2/	
Prod. - Bu.	2/	

Alfalfa Hay, 2002

Acres Harvested	5,000	66
Yield - Tons/Acre	3.0	56
Prod. - Tons	14,900	67
Farm Value	\$1,453,000	67

All Other Hay, 2002

Acres Harvested	12,100	64
Yield - Tons/Acre	1.4	57
Prod. - Tons	17,400	62
Farm Value	\$1,270,000	62

All Hay, 2002

Acres Harvested	17,100	76
Yield - Tons/Acre	1.9	56
Prod. - Tons	32,300	87
Farm Value	\$2,723,000	89
Pasture Acreage-1997 Census Of Ag	240,000	19

Cattle Inventory, Jan. 1, 2003 4/

All Cattle	38,000	68
Cows That Have Calved	16,600	39
Beef	16,600	37
Other Cattle	21,400	73
Cattle On Feed	3/	
Calves Born In 2002	16,200	36

Cattle Inventory Value 4/

Cattle & Calves, Jan. 1, 2003	\$25,460,000	67
-------------------------------	--------------	----

Production 1/

Milk, 2002 (1,000 Lbs.)	3/
Farm Value	3/

1/ Due to the State budget difficulties, hogs, sheep, and poultry value of production are not available at the county level.

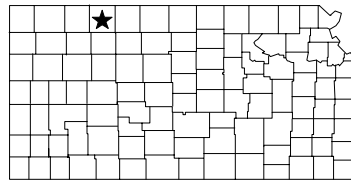
2/ Data not published for all practices because of insufficient reports or relative unimportance of some practices.

3/ Data not published to avoid disclosure of individual reports.

4/ Due to the State budget difficulties, hogs, sheep, and poultry inventories and inventory value are not available at the county level.

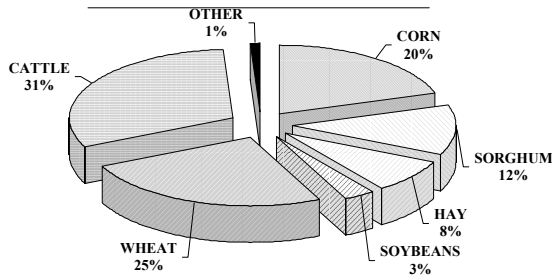
09/08/03/135

FARM FACTS 2002-2003



Rank in
State

VALUE OF PRODUCTION 1/ NORTON COUNTY



137

		Rank in State
Census Population, 2000	5,953	65
No. Of Farms, 2002	410	78
Land in Farms, 2002 (Acres)	477,000	46
Acres Harvested, 2002	140,630	78
Farm Value of Crops Harv., 2002	\$17,118,200	77
Value of Cattle & Milk Prod, 2002	\$12,899,900	67
Precipitation Jan.-Dec., 2002 (In.)	9.44	104
Precipitation 30 Year Average (In.)	23.36	73

Wheat, 2002

Acres Seeded in 2001	98,000	52
Acres Harvested in 2002	76,500	52
Yield - Bu./Acre	29	75
Prod - Bu.	2,193,000	56
Farm Value	\$7,465,000	56
Irrigated Acres Harv.	800	41
Yield - Bu./Acre	45	7
Prod. - Bu.	36,200	41
Cont. Crop Dryland Acres Harv.	21,300	52
Yield - Bu./Acre	19	81
Prod. - Bu.	404,700	61
Summer Fallow Acres Harv.	54,400	24
Yield - Bu./Acre	32	27
Prod. - Bu.	1,752,100	21

Corn, 2002

Acres Planted	47,600	23
Acres Harv. For Grain	11,400	62
Yield - Bu./Acre	85	61
Prod. - Bu.	965,000	61
Farm Value	\$2,421,800	61
Irrigated Acres Harv.	5,200	42
Yield - Bu./Acre	138	43
Prod. - Bu.	720,000	39
Non-Irrigated Acres Harv.	6,200	20
Yield - Bu./Acre	40	12
Prod. - Bu.	245,000	21
Acres Harv. For Silage	9,400	14
Yield - Tons/Acre	7.6	54
Prod. - Tons	71,000	16
Farm Value	\$1,397,400	17

Sorghum, 2002

Acres Planted	31,100	57
Acres Harv. For Grain	21,000	59
Yield - Bu./Acre	25	93
Prod. - Bu.	519,400	73
Farm Value	\$1,194,600	74
Irrigated Acres Harv.	800	36
Yield - Bu./Acre	66	29
Prod. - Bu.	52,800	35
Non-Irrigated Acres Harv.	20,200	37
Yield - Bu./Acre	23	64
Prod. - Bu.	466,600	46
Acres Harv. For Silage	400	18
Yield - Tons/Acre	2.8	17
Prod. - Tons	1,100	18
Farm Value	\$18,200	18

Sunflowers, 2002

Acres Planted	2/
Acres Harvested	2/
Yield - LB./Acre	2/
Prod. - LB.	2/
Farm Value	2/

Soybeans, 2002

Acres Planted	7,300	73
Acres Harvested	5,700	73
Yield - Bu./Acre	47	8
Prod. - Bu.	267,900	63
Farm Value	\$1,427,000	63
Irrigated Acres Harv.	2/	
Yield - Bu./Acre	2/	
Prod. - Bu.	2/	
Non-Irrigated Acres Harv.	2/	
Yield - Bu./Acre	2/	
Prod. - Bu.	2/	

Alfalfa Hay, 2002

Acres Harvested	7,700	45
Yield - Tons/Acre	3.2	46
Prod. - Tons	24,600	44
Farm Value	\$2,398,500	44

All Other Hay, 2002

Acres Harvested	7,100	79
Yield - Tons/Acre	1.4	57
Prod. - Tons	9,900	81
Farm Value	\$723,000	81

All Hay, 2002

Acres Harvested	14,800	80
Yield - Tons/Acre	2.3	35
Prod. - Tons	34,500	83
Farm Value	\$3,121,500	82
Pasture Acreage-1997 Census Of Ag	206,000	26

Cattle Inventory, Jan. 1, 2003 4/

All Cattle	40,000	64
Cows That Have Calved	17,800	36
Beef	17,800	31
Other Cattle	22,200	71
Cattle On Feed	3/	
Calves Born In 2002	16,500	35

Cattle Inventory Value 4/

Cattle & Calves, Jan. 1, 2003	\$26,800,000	62
-------------------------------	--------------	----

1/ Due to the State budget difficulties, hogs, sheep, and poultry value of production are not available at the county level.

2/ Data not published for all practices because of insufficient reports or relative unimportance of some practices.

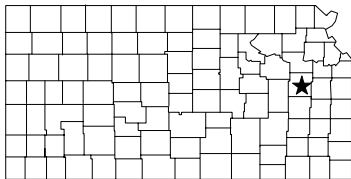
3/ Data not published to avoid disclosure of individual reports.

4/ Due to the State budget difficulties, hogs, sheep, and poultry inventories and inventory value are not available at the county level.

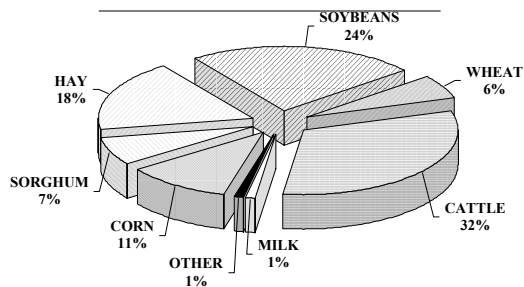
09/08/03/137

09/08/03/137

FARM FACTS 2002-2003



VALUE OF PRODUCTION 1/ OSAGE COUNTY



Rank in
State

Sorghum, 2002

Acres Planted	15,200	74
Acres Harv. For Grain	14,900	69
Yield - Bu./Acre	77	5
Prod. - Bu.	1,152,500	44
Farm Value	\$2,743,100	43
Irrigated Acres Harv.	2/	
Yield - Bu./Acre	2/	
Prod. - Bu.	2/	
Non-Irrigated Acres Harv.	14,900	43
Yield - Bu./Acre	77	5
Prod. - Bu.	1,152,500	23
Acres Harv. For Silage	2/	
Yield - Tons/Acre	2/	
Prod. - Tons	2/	
Farm Value	2/	

Sunflowers, 2002

Acres Planted	2/	
Acres Harvested	2/	
Yield - LB./Acre	2/	
Prod. - LB.	2/	
Farm Value	2/	

Soybeans, 2002

Acres Planted	63,800	13
Acres Harvested	61,900	12
Yield - Bu./Acre	17	76
Prod. - Bu.	1,021,400	17
Farm Value	\$5,565,000	17
Irrigated Acres Harv.	2/	
Yield - Bu./Acre	2/	
Prod. - Bu.	2/	
Non-Irrigated Acres Harv.	2/	
Yield - Bu./Acre	2/	
Prod. - Bu.	2/	

Alfalfa Hay, 2002

Acres Harvested	3,200	86
Yield - Tons/Acre	2.8	70
Prod. - Tons	8,900	86
Farm Value	\$868,000	86

All Other Hay, 2002

Acres Harvested	71,100	2
Yield - Tons/Acre	1.5	48
Prod. - Tons	108,000	3
Farm Value	\$7,884,000	3

All Hay, 2002

Acres Harvested	74,300	4
Yield - Tons/Acre	1.6	80
Prod. - Tons	116,900	10
Farm Value	\$8,752,000	15
Pasture Acreage-1997 Census Of Ag	157,000	48

Cattle Inventory, Jan. 1, 2003 4/

All Cattle	35,000	75
Cows That Have Calved	12,650	69
Beef	3/	
Milk	3/	
Other Cattle	22,350	70
Cattle On Feed	3/	
Calves Born In 2002	11,800	66

Cattle Inventory Value 4/

Cattle & Calves, Jan. 1, 2003	\$23,450,000	73
-------------------------------	--------------	----

Production 1/

Milk, 2002 (1,000 Lbs.)	3/	
Farm Value	3/	

1/ Due to the State budget difficulties, hogs, sheep, and poultry value of production are not available at the county level.

2/ Data not published for all practices because of insufficient reports or relative unimportance of some practices.

3/ Data not published to avoid disclosure of individual reports.

4/ Due to the State budget difficulties, hogs, sheep, and poultry inventories and inventory value are not available at the county level.

Rank in
State

Census Population, 2000	16,712	33
No. Of Farms, 2002	890	18
Land in Farms, 2002 (Acres)	353,000	77
Acres Harvested, 2002	192,840	49
Farm Value of Crops Harv., 2002	\$22,926,750	55
Value of Cattle & Milk Prod, 2002	\$10,057,100	86
Precipitation Jan.-Dec., 2002 (In.)	28.63	36
Precipitation 30 Year Average (In.)	35.50	28

Wheat, 2002

Acres Seeded in 2001	15,200	85
Acres Harvested in 2002	15,000	84
Yield - Bu./Acre	42	20
Prod - Bu.	634,000	83
Farm Value	\$2,215,000	82
Irrigated Acres Harv.	2/	
Yield - Bu./Acre	2/	
Prod. - Bu.	2/	
Cont. Crop Dryland Acres Harv.	15,000	61
Yield - Bu./Acre	42	20
Prod. - Bu.	634,000	49
Summer Fallow Acres Harv.	2/	
Yield - Bu./Acre	2/	
Prod. - Bu.	2/	

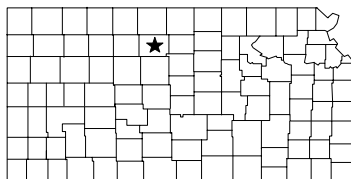
Corn, 2002

Acres Planted	26,100	50
Acres Harv. For Grain	24,900	34
Yield - Bu./Acre	60	85
Prod. - Bu.	1,484,000	49
Farm Value	\$3,397,800	49
Irrigated Acres Harv.	2/	
Yield - Bu./Acre	2/	
Prod. - Bu.	2/	
Non-Irrigated Acres Harv.	2/	
Yield - Bu./Acre	2/	
Prod. - Bu.	2/	
Acres Harv. For Silage	1,000	75
Yield - Tons/Acre	6.0	72
Prod. - Tons	6,000	80
Farm Value	\$101,000	80

09/08/03/139

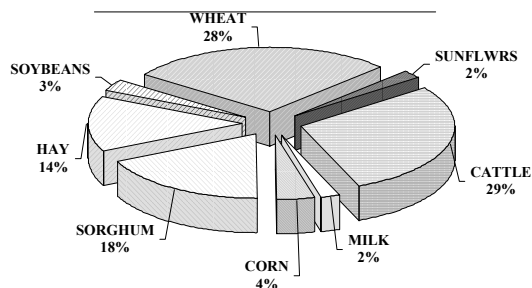
09/08/03/139

FARM FACTS 2002-2003



Rank in
State

VALUE OF PRODUCTION 1/ OSBORNE COUNTY



141

		Rank in State
Census Population, 2000	4,452	76
No. Of Farms, 2002	500	56
Land in Farms, 2002 (Acres)	555,000	23
Acres Harvested, 2002	197,770	46
Farm Value of Crops Harv., 2002	\$22,641,400	56
Value of Cattle & Milk Prod, 2002	\$11,658,600	71
Precipitation Jan.-Dec., 2002 (In.)	17.86	69
Precipitation 30 Year Average (In.)	25.31	63

Wheat, 2002

Acres Seeded in 2001	120,000	34
Acres Harvested in 2002	111,500	27
Yield - Bu./Acre	32	60
Prod - Bu.	3,528,000	29
Farm Value	\$12,075,000	29
Irrigated Acres Harv.	2/	
Yield - Bu./Acre	2/	
Prod. - Bu.	2/	
Cont. Crop Dryland Acres Harv.	74,200	25
Yield - Bu./Acre	29	61
Prod. - Bu.	2,135,300	29
Summer Fallow Acres Harv.	37,300	32
Yield - Bu./Acre	37	16
Prod. - Bu.	1,392,700	26

Corn, 2002

Acres Planted	6,200	88
Acres Harv. For Grain	4,100	86
Yield - Bu./Acre	106	42
Prod. - Bu.	433,000	81
Farm Value	\$1,039,000	81
Irrigated Acres Harv.	2,500	50
Yield - Bu./Acre	151	27
Prod. - Bu.	378,000	49
Non-Irrigated Acres Harv.	1,600	43
Yield - Bu./Acre	34	22
Prod. - Bu.	55,000	40
Acres Harv. For Silage	1,100	73
Yield - Tons/Acre	4.5	82
Prod. - Tons	5,000	82
Farm Value	\$92,800	82

Sorghum, 2002

Acres Planted	52,000	31
Acres Harv. For Grain	47,400	23
Yield - Bu./Acre	39	63
Prod. - Bu.	1,845,700	26
Farm Value	\$4,448,300	25
Irrigated Acres Harv.	4,000	19
Yield - Bu./Acre	73	26
Prod. - Bu.	292,100	20
Non-Irrigated Acres Harv.	43,400	19
Yield - Bu./Acre	36	48
Prod. - Bu.	1,553,600	19
Acres Harv. For Silage	2/	
Yield - Tons/Acre	2/	
Prod. - Tons	2/	
Farm Value	2/	

Sunflowers, 2002

Acres Planted	4,300	19
Acres Harvested	4,000	14
Yield - LB./Acre	830	23
Prod. - LB.	3,318,300	17
Farm Value	\$384,400	15

Soybeans, 2002

Acres Planted	7,600	72
Acres Harvested	6,700	70
Yield - Bu./Acre	38	16
Prod. - Bu.	254,600	65
Farm Value	\$1,351,000	65
Irrigated Acres Harv.	4,700	11
Yield - Bu./Acre	49	4
Prod. - Bu.	229,000	11
Non-Irrigated Acres Harv.	2,000	18
Yield - Bu./Acre	13	14
Prod. - Bu.	25,600	19

Alfalfa Hay, 2002

Acres Harvested	8,300	41
Yield - Tons/Acre	2.6	80
Prod. - Tons	21,800	51
Farm Value	\$2,125,500	51

All Other Hay, 2002

Acres Harvested	13,600	58
Yield - Tons/Acre	1.0	99
Prod. - Tons	13,800	71
Farm Value	\$1,007,000	71

All Hay, 2002

Acres Harvested	21,900	65
Yield - Tons/Acre	1.6	80
Prod. - Tons	35,600	81
Farm Value	\$3,132,500	81
Pasture Acreage-1997 Census Of Ag	223,000	22

Cattle Inventory, Jan. 1, 2003 4/

All Cattle	41,000	62
Cows That Have Calved	19,800	27
Beef	3/	
Milk	3/	
Other Cattle	21,200	74
Cattle On Feed	3/	
Calves Born In 2002	18,500	29

Cattle Inventory Value 4/

Cattle & Calves, Jan. 1, 2003	\$27,470,000	60
-------------------------------	--------------	----

Production 1/

Milk, 2002 (1,000 Lbs.)	3/
Farm Value	3/

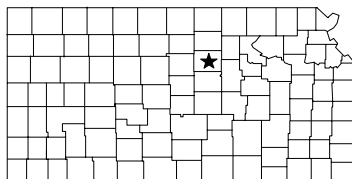
1/ Due to the State budget difficulties, hogs, sheep, and poultry value of production are not available at the county level.

2/ Data not published for all practices because of insufficient reports or relative unimportance of some practices.

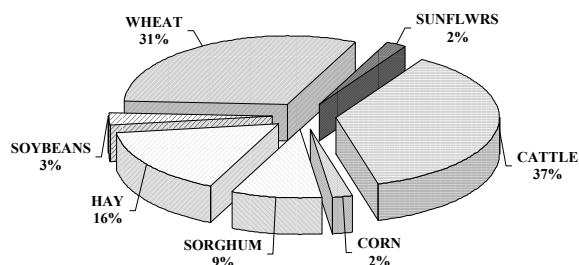
3/ Data not published to avoid disclosure of individual reports.

4/ Due to the State budget difficulties, hogs, sheep, and poultry inventories and inventory value are not available at the county level.

FARM FACTS 2002-2003



VALUE OF PRODUCTION 1/ OTTAWA COUNTY



Rank in
State

Sorghum, 2002

Acres Planted	33,700	52
Acres Harv. For Grain	25,800	54
Yield - Bu./Acre	33	79
Prod. - Bu.	841,100	54
Farm Value	\$2,027,100	53
Irrigated Acres Harv.	2/	
Yield - Bu./Acre	2/	
Prod. - Bu.	2/	
Non-Irrigated Acres Harv.	2/	
Yield - Bu./Acre	2/	
Prod. - Bu.	2/	
Acres Harv. For Silage	1,600	9
Yield - Tons/Acre	4.5	12
Prod. - Tons	7,200	12
Farm Value	\$111,900	12

Sunflowers, 2002

Acres Planted	7,300	8
Acres Harvested	7,000	4
Yield - LB./Acre	698	26
Prod. - LB.	4,887,000	9
Farm Value	\$565,300	8

Soybeans, 2002

Acres Planted	15,700	57
Acres Harvested	13,400	56
Yield - Bu./Acre	17	76
Prod. - Bu.	221,100	69
Farm Value	\$1,174,000	69
Irrigated Acres Harv.	1,800	17
Yield - Bu./Acre	46	7
Prod. - Bu.	82,800	16
Non-Irrigated Acres Harv.	11,600	14
Yield - Bu./Acre	12	16
Prod. - Bu.	138,300	15

Alfalfa Hay, 2002

Acres Harvested	14,500	17
Yield - Tons/Acre	3.3	43
Prod. - Tons	48,000	18
Farm Value	\$4,680,000	18

All Other Hay, 2002

Acres Harvested	16,000	50
Yield - Tons/Acre	1.4	57
Prod. - Tons	22,600	52
Farm Value	\$1,650,000	52

All Hay, 2002

Acres Harvested	30,500	44
Yield - Tons/Acre	2.3	35
Prod. - Tons	70,600	37
Farm Value	\$6,330,000	31
Pasture Acreage-1997 Census Of Ag	177,000	38

Cattle Inventory, Jan. 1, 2003 4/

All Cattle	42,000	58
Cows That Have Calved	15,550	46
Beef	3/	
Milk	3/	
Other Cattle	26,450	55
Cattle On Feed	3/	
Calves Born In 2002	14,600	47

Cattle Inventory Value 4/

Cattle & Calves, Jan. 1, 2003	\$28,140,000	56
-------------------------------	--------------	----

Production 1/

Milk, 2002 (1,000 Lbs.)	3/	
Farm Value	3/	

1/ Due to the State budget difficulties, hogs, sheep, and poultry value of production are not available at the county level.

2/ Data not published for all practices because of insufficient reports or relative unimportance of some practices.

3/ Data not published to avoid disclosure of individual reports.

4/ Due to the State budget difficulties, hogs, sheep, and poultry inventories and inventory value are not available at the county level.

09/08/03/143

		Rank in State
Census Population, 2000	6,163	62
No. Of Farms, 2002	500	56
Land in Farms, 2002 (Acres)	398,000	69
Acres Harvested, 2002	195,900	47
Farm Value of Crops Harv., 2002	\$26,406,800	44
Value of Cattle & Milk Prod, 2002	\$14,431,600	60
Precipitation Jan.-Dec., 2002 (In.)	21.21	56
Precipitation 30 Year Average (In.)	27.89	55

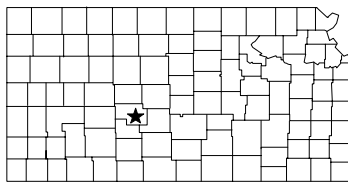
Wheat, 2002

Acres Seeded in 2001	114,000	36
Acres Harvested in 2002	113,300	26
Yield - Bu./Acre	40	27
Prod - Bu.	4,544,000	16
Farm Value	\$15,555,000	16
Irrigated Acres Harv.	2/	
Yield - Bu./Acre	2/	
Prod. - Bu.	2/	
Cont. Crop Dryland Acres Harv.	106,600	12
Yield - Bu./Acre	40	27
Prod. - Bu.	4,289,400	13
Summer Fallow Acres Harv.	6,700	60
Yield - Bu./Acre	38	14
Prod. - Bu.	254,600	58

Corn, 2002

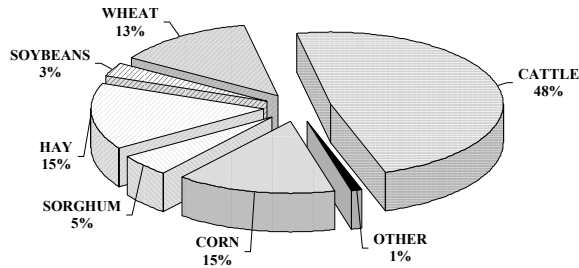
Acres Planted	4,600	93
Acres Harv. For Grain	2,400	93
Yield - Bu./Acre	87	58
Prod. - Bu.	209,000	92
Farm Value	\$501,500	92
Irrigated Acres Harv.	1,300	60
Yield - Bu./Acre	139	42
Prod. - Bu.	181,000	59
Non-Irrigated Acres Harv.	1,100	50
Yield - Bu./Acre	25	48
Prod. - Bu.	28,000	48
Acres Harv. For Silage	1,400	69
Yield - Tons/Acre	3.6	87
Prod. - Tons	5,000	82
Farm Value	\$92,800	82

FARM FACTS 2002-2003



Rank in
State

VALUE OF PRODUCTION 1/ PAWNEE COUNTY



145

		Rank in State
Census Population, 2000	7,233	55
No. Of Farms, 2002	440	72
Land in Farms, 2002 (Acres)	470,000	48
Acres Harvested, 2002	254,110	23
Farm Value of Crops Harv., 2002	\$41,358,100	23
Value of Cattle & Milk Prod., 2002	\$35,344,600	15
Precipitation Jan.-Dec., 2002 (In.)	17.37	74
Precipitation 30 Year Average (In.)	23.61	69

Wheat, 2002

Acres Seeded in 2001	134,000	25
Acres Harvested in 2002	118,900	21
Yield - Bu./Acre	29	75
Prod - Bu.	3,409,000	31
Farm Value	\$11,840,000	31
Irrigated Acres Harv.	9,900	18
Yield - Bu./Acre	41	19
Prod. - Bu.	401,000	19
Cont. Crop Dryland Acres Harv.	29,400	43
Yield - Bu./Acre	21	78
Prod. - Bu.	624,800	50
Summer Fallow Acres Harv.	79,600	13
Yield - Bu./Acre	30	32
Prod. - Bu.	2,383,200	11

Corn, 2002

Acres Planted	32,900	34
Acres Harv. For Grain	28,200	29
Yield - Bu./Acre	149	16
Prod. - Bu.	4,206,000	21
Farm Value	\$10,345,200	21
Irrigated Acres Harv.	27,700	19
Yield - Bu./Acre	151	27
Prod. - Bu.	4,190,000	19
Non-Irrigated Acres Harv.	500	61
Yield - Bu./Acre	32	26
Prod. - Bu.	16,000	57
Acres Harv. For Silage	2,900	45
Yield - Tons/Acre	15.9	1
Prod. - Tons	46,000	29
Farm Value	\$881,800	29

Sorghum, 2002

Acres Planted	53,800	29
Acres Harv. For Grain	47,500	22
Yield - Bu./Acre	36	71
Prod. - Bu.	1,728,100	29
Farm Value	\$4,043,800	30
Irrigated Acres Harv.	4,700	17
Yield - Bu./Acre	102	10
Prod. - Bu.	480,500	10
Non-Irrigated Acres Harv.	42,800	20
Yield - Bu./Acre	29	57
Prod. - Bu.	1,247,600	21
Acres Harv. For Silage	2/	2/
Yield - Tons/Acre	2/	2/
Prod. - Tons	2/	2/
Farm Value	2/	2/

Sunflowers, 2002

Acres Planted	2/
Acres Harvested	2/
Yield - LB./Acre	2/
Prod. - LB.	2/
Farm Value	2/

Soybeans, 2002

Acres Planted	16,400	55
Acres Harvested	16,000	53
Yield - Bu./Acre	43	10
Prod. - Bu.	680,000	38
Farm Value	\$3,650,000	38
Irrigated Acres Harv.	2/	
Yield - Bu./Acre	2/	
Prod. - Bu.	2/	
Non-Irrigated Acres Harv.	2/	
Yield - Bu./Acre	2/	
Prod. - Bu.	2/	

Alfalfa Hay, 2002

Acres Harvested	31,100	3
Yield - Tons/Acre	3.1	51
Prod. - Tons	95,900	6
Farm Value	\$9,350,000	6

All Other Hay, 2002

Acres Harvested	7,100	79
Yield - Tons/Acre	1.8	22
Prod. - Tons	13,000	73
Farm Value	\$949,000	73

All Hay, 2002

Acres Harvested	38,200	32
Yield - Tons/Acre	2.9	21
Prod. - Tons	108,900	13
Farm Value	\$10,299,000	11
Pasture Acreage-1997 Census Of Ag	108,000	81

Cattle Inventory, Jan. 1, 2003 4/

All Cattle	93,000	12
Cows That Have Calved	13,300	60
Beef	13,300	55
Other Cattle	79,700	11
Cattle On Feed	70,400	9
Calves Born In 2002	11,000	74

Cattle Inventory Value 4/

Cattle & Calves, Jan. 1, 2003	\$62,310,000	11
-------------------------------	--------------	----

Production 1/

Milk, 2002 (1,000 Lbs.)	3/
Farm Value	3/

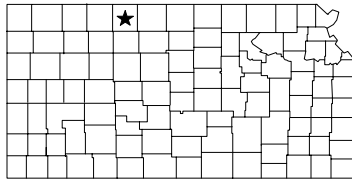
1/ Due to the State budget difficulties, hogs, sheep, and poultry value of production are not available at the county level.

2/ Data not published for all practices because of insufficient reports or relative unimportance of some practices.

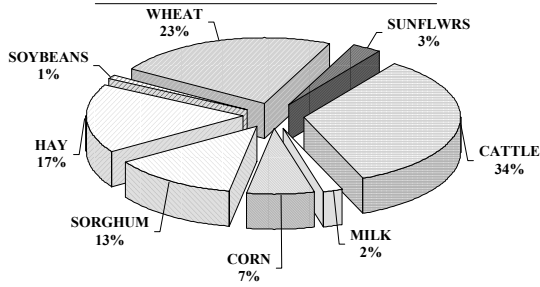
3/ Data not published to avoid disclosure of individual reports.

4/ Due to the State budget difficulties, hogs, sheep, and poultry inventories and inventory value are not available at the county level.

FARM FACTS 2002-2003



VALUE OF PRODUCTION 1/ PHILLIPS COUNTY



147

Rank in
State

Census Population, 2000	6,001	64
No. Of Farms, 2002	510	52
Land in Farms, 2002 (Acres)	584,000	19
Acres Harvested, 2002	133,920	79
Farm Value of Crops Harv., 2002	\$13,799,800	88
Value of Cattle & Milk Prod, 2002	\$14,967,800	56
Precipitation Jan.-Dec., 2002 (In.)	13.59	85
Precipitation 30 Year Average (In.)	23.73	68

Wheat, 2002

Acres Seeded in 2001	99,000	51
Acres Harvested in 2002	61,700	60
Yield - Bu./Acre	27	82
Prod - Bu.	1,692,000	60
Farm Value	\$5,790,000	60
Irrigated Acres Harv.	2/	
Yield - Bu./Acre	2/	
Prod. - Bu.	2/	
Cont. Crop Dryland Acres Harv.	29,000	45
Yield - Bu./Acre	23	75
Prod. - Bu.	662,800	47
Summer Fallow Acres Harv.	32,700	36
Yield - Bu./Acre	31	29
Prod. - Bu.	1,029,200	32

Corn, 2002

Acres Planted	18,800	58
Acres Harv. For Grain	2,900	91
Yield - Bu./Acre	20	104
Prod. - Bu.	58,000	103
Farm Value	\$139,200	103
Irrigated Acres Harv.	2/	
Yield - Bu./Acre	2/	
Prod. - Bu.	2/	
Non-Irrigated Acres Harv.	2/	
Yield - Bu./Acre	2/	
Prod. - Bu.	2/	
Acres Harv. For Silage	4,600	32
Yield - Tons/Acre	4.1	84
Prod. - Tons	19,000	55
Farm Value	\$352,600	55

Sorghum, 2002

Acres Planted	38,400	45
Acres Harv. For Grain	30,300	39
Yield - Bu./Acre	36	71
Prod. - Bu.	1,100,800	46
Farm Value	\$2,653,000	45
Irrigated Acres Harv.	2/	
Yield - Bu./Acre	2/	
Prod. - Bu.	2/	
Non-Irrigated Acres Harv.	2/	
Yield - Bu./Acre	2/	
Prod. - Bu.	2/	
Acres Harv. For Silage	2/	
Yield - Tons/Acre	2/	
Prod. - Tons	2/	
Farm Value	2/	

Sunflowers, 2002

Acres Planted	7,700	5
Acres Harvested	6,900	5
Yield - LB./Acre	491	34
Prod. - LB.	3,386,900	15
Farm Value	\$390,600	13

Soybeans, 2002

Acres Planted	8,400	69
Acres Harvested	1,700	91
Yield - Bu./Acre	13	95
Prod. - Bu.	22,100	95
Farm Value	\$117,000	96
Irrigated Acres Harv.	2/	
Yield - Bu./Acre	2/	
Prod. - Bu.	2/	
Non-Irrigated Acres Harv.	2/	
Yield - Bu./Acre	2/	
Prod. - Bu.	2/	

Alfalfa Hay, 2002

Acres Harvested	13,700	19
Yield - Tons/Acre	2.3	96
Prod. - Tons	31,900	33
Farm Value	\$3,110,000	33

All Other Hay, 2002

Acres Harvested	8,800	72
Yield - Tons/Acre	1.5	48
Prod. - Tons	13,400	72
Farm Value	\$978,000	72

All Hay, 2002

Acres Harvested	22,500	63
Yield - Tons/Acre	2.0	50
Prod. - Tons	45,300	68
Farm Value	\$4,088,000	65
Pasture Acreage-1997 Census Of Ag	264,000	15

Cattle Inventory, Jan. 1, 2003 4/

All Cattle	49,000	50
Cows That Have Calved	23,500	14
Beef	3/	
Milk	3/	
Other Cattle	25,500	58
Cattle On Feed	3/	
Calves Born In 2002	23,300	9

Cattle Inventory Value 4/

Cattle & Calves, Jan. 1, 2003	\$32,830,000	48
-------------------------------	--------------	----

Production 1/

Milk, 2002 (1,000 Lbs.)	3/	
Farm Value	3/	

1/ Due to the State budget difficulties, hogs, sheep, and poultry value of production are not available at the county level.

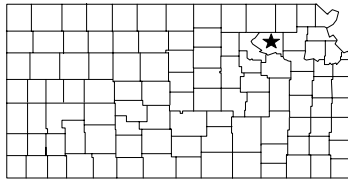
2/ Data not published for all practices because of insufficient reports or relative unimportance of some practices.

3/ Data not published to avoid disclosure of individual reports.

4/ Due to the State budget difficulties, hogs, sheep, and poultry inventories and inventory value are not available at the county level.

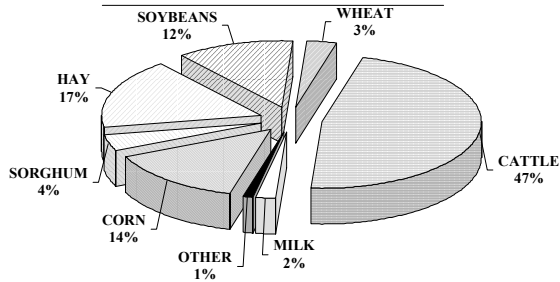
09/08/03/147

FARM FACTS 2002-2003



Rank in
State

VALUE OF PRODUCTION 1/ POTTAWATOMIE COUNTY



149

Rank in
State

Census Population, 2000	18,209	30
No. Of Farms, 2002	780	24
Land in Farms, 2002 (Acres)	459,000	49
Acres Harvested, 2002	145,500	76
Farm Value of Crops Harv., 2002	\$18,416,800	73
Value of Cattle & Milk Prod, 2002	\$22,615,200	34
Precipitation Jan.-Dec., 2002 (In.)	25.72	43
Precipitation 30 Year Average (In.)	34.03	34

Wheat, 2002

Acres Seeded in 2001	8,200	91
Acres Harvested in 2002	7,700	91
Yield - Bu./Acre	44	15
Prod - Bu.	341,000	92
Farm Value	\$1,210,000	92
Irrigated Acres Harv.	2/	
Yield - Bu./Acre	2/	
Prod. - Bu.	2/	
Cont. Crop Dryland Acres Harv.	7,700	78
Yield - Bu./Acre	44	15
Prod. - Bu.	341,000	69
Summer Fallow Acres Harv.	2/	
Yield - Bu./Acre	2/	
Prod. - Bu.	2/	

Corn, 2002

Acres Planted	30,700	39
Acres Harv. For Grain	17,100	50
Yield - Bu./Acre	72	78
Prod. - Bu.	1,238,000	55
Farm Value	\$3,007,900	56
Irrigated Acres Harv.	4,900	44
Yield - Bu./Acre	155	25
Prod. - Bu.	758,000	38
Non-Irrigated Acres Harv.	12,200	10
Yield - Bu./Acre	39	13
Prod. - Bu.	480,000	9
Acres Harv. For Silage	11,800	7
Yield - Tons/Acre	7.0	62
Prod. - Tons	83,000	13
Farm Value	\$1,481,200	14

Sorghum, 2002

Acres Planted	10,600	78
Acres Harv. For Grain	10,400	75
Yield - Bu./Acre	54	37
Prod. - Bu.	562,300	70
Farm Value	\$1,377,700	69
Irrigated Acres Harv.	2/	
Yield - Bu./Acre	2/	
Prod. - Bu.	2/	
Non-Irrigated Acres Harv.	10,400	51
Yield - Bu./Acre	54	32
Prod. - Bu.	562,300	42
Acres Harv. For Silage	2/	
Yield - Tons/Acre	2/	
Prod. - Tons	2/	
Farm Value	2/	

Sunflowers, 2002

Acres Planted	2/	
Acres Harvested	2/	
Yield - LB./Acre	2/	
Prod. - LB.	2/	
Farm Value	2/	

Soybeans, 2002

Acres Planted	36,600	29
Acres Harvested	34,700	27
Yield - Bu./Acre	23	47
Prod. - Bu.	780,800	36
Farm Value	\$4,238,000	35
Irrigated Acres Harv.	2/	
Yield - Bu./Acre	2/	
Prod. - Bu.	2/	
Non-Irrigated Acres Harv.	2/	
Yield - Bu./Acre	2/	
Prod. - Bu.	2/	

Alfalfa Hay, 2002

Acres Harvested	10,300	29
Yield - Tons/Acre	3.1	51
Prod. - Tons	31,900	33
Farm Value	\$3,110,000	33

All Other Hay, 2002

Acres Harvested	52,900	7
Yield - Tons/Acre	1.0	99
Prod. - Tons	53,600	22
Farm Value	\$3,913,000	22

All Hay, 2002

Acres Harvested	63,200	8
Yield - Tons/Acre	1.4	98
Prod. - Tons	85,500	24
Farm Value	\$7,023,000	22
Pasture Acreage-1997 Census Of Ag	266,000	14

Cattle Inventory, Jan. 1, 2003 4/

All Cattle	70,000	23
Cows That Have Calved	25,800	8
Beef	3/	
Milk	3/	
Other Cattle	44,200	32
Cattle On Feed	3/	
Calves Born In 2002	22,900	10

Cattle Inventory Value 4/

Cattle & Calves, Jan. 1, 2003	\$46,900,000	21
-------------------------------	--------------	----

Production 1/

Milk, 2002 (1,000 Lbs.)	3/	
Farm Value	3/	

1/ Due to the State budget difficulties, hogs, sheep, and poultry value of production are not available at the county level.

2/ Data not published for all practices because of insufficient reports or relative unimportance of some practices.

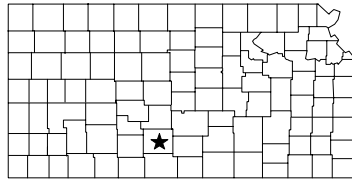
3/ Data not published to avoid disclosure of individual reports.

4/ Due to the State budget difficulties, hogs, sheep, and poultry inventories and inventory value are not available at the county level.

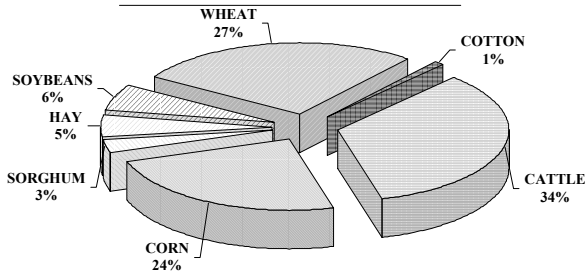
09/08/03/149

09/08/03/149

FARM FACTS 2002-2003



VALUE OF PRODUCTION 1/ PRATT COUNTY



Rank in
State

Census Population, 2000	9,647	44
No. Of Farms, 2002	450	69
Land in Farms, 2002 (Acres)	445,000	56
Acres Harvested, 2002	248,120	27
Farm Value of Crops Harv., 2002	\$49,465,100	11
Value of Cattle & Milk Prod, 2002	\$26,185,700	25
Precipitation Jan.-Dec., 2002 (In.)	28.14	38
Precipitation 30 Year Average (In.)	25.84	62

Wheat, 2002

Acres Seeded in 2001	165,000	12
Acres Harvested in 2002	118,800	22
Yield - Bu./Acre	27	82
Prod - Bu.	3,191,000	34
Farm Value	\$11,085,000	36
Irrigated Acres Harv.	11,300	15
Yield - Bu./Acre	39	24
Prod. - Bu.	445,400	17
Cont. Crop Dryland Acres Harv.	94,200	16
Yield - Bu./Acre	25	67
Prod. - Bu.	2,338,300	26
Summer Fallow Acres Harv.	13,300	51
Yield - Bu./Acre	31	29
Prod. - Bu.	407,300	48

Corn, 2002

Acres Planted	62,700	16
Acres Harv. For Grain	59,800	12
Yield - Bu./Acre	156	12
Prod. - Bu.	9,339,000	8
Farm Value	\$22,970,400	8
Irrigated Acres Harv.	50,800	12
Yield - Bu./Acre	177	7
Prod. - Bu.	9,000,000	8
Non-Irrigated Acres Harv.	9,000	15
Yield - Bu./Acre	38	15
Prod. - Bu.	339,000	18
Acres Harv. For Silage	2,400	51
Yield - Tons/Acre	15.8	2
Prod. - Tons	38,000	34
Farm Value	\$728,500	32

Sorghum, 2002

Acres Planted	30,700	58
Acres Harv. For Grain	26,600	50
Yield - Bu./Acre	51	41
Prod. - Bu.	1,353,900	40
Farm Value	\$3,168,200	40
Irrigated Acres Harv.	2/	
Yield - Bu./Acre	2/	
Prod. - Bu.	2/	
Non-Irrigated Acres Harv.	2/	
Yield - Bu./Acre	2/	
Prod. - Bu.	2/	
Acres Harv. For Silage	2/	
Yield - Tons/Acre	2/	
Prod. - Tons	2/	
Farm Value	2/	

Sunflowers, 2002

Acres Planted	2/
Acres Harvested	2/
Yield - LB./Acre	2/
Prod. - LB.	2/
Farm Value	2/

Soybeans, 2002

Acres Planted	18,500	52
Acres Harvested	17,400	49
Yield - Bu./Acre	49	7
Prod. - Bu.	843,900	29
Farm Value	\$4,530,000	30
Irrigated Acres Harv.	2/	
Yield - Bu./Acre	2/	
Prod. - Bu.	2/	
Non-Irrigated Acres Harv.	2/	
Yield - Bu./Acre	2/	
Prod. - Bu.	2/	

Alfalfa Hay, 2002

Acres Harvested	9,500	33
Yield - Tons/Acre	4.5	17
Prod. - Tons	42,500	22
Farm Value	\$4,144,000	22

All Other Hay, 2002

Acres Harvested	5,600	86
Yield - Tons/Acre	2.0	11
Prod. - Tons	11,400	79
Farm Value	\$832,000	79

All Hay, 2002

Acres Harvested	15,100	79
Yield - Tons/Acre	3.6	13
Prod. - Tons	53,900	59
Farm Value	\$4,976,000	50
Pasture Acreage-1997 Census Of Ag	89,000	89

Cattle Inventory, Jan. 1, 2003 4/

All Cattle	72,000	20
Cows That Have Calved	9,000	89
Beef	9,000	81
Other Cattle	63,000	16
Cattle On Feed	3/	
Calves Born In 2002	7,600	92

Cattle Inventory Value 4/

Cattle & Calves, Jan. 1, 2003	\$48,240,000	18
-------------------------------	--------------	----

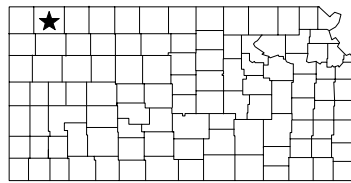
1/ Due to the State budget difficulties, hogs, sheep, and poultry value of production are not available at the county level.

2/ Data not published for all practices because of insufficient reports or relative unimportance of some practices.

3/ Data not published to avoid disclosure of individual reports.

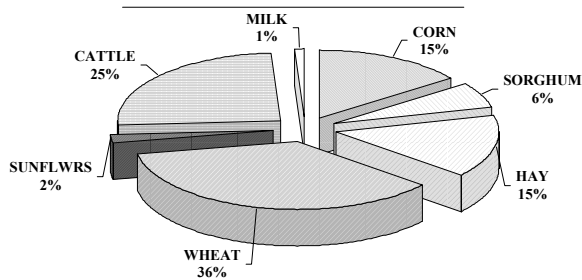
4/ Due to the State budget difficulties, hogs, sheep, and poultry inventories and inventory value are not available at the county level.

FARM FACTS 2002-2003



Rank in
State

VALUE OF PRODUCTION 1/ RAWLINS COUNTY



153

Rank in
State

Census Population, 2000	2,966	94
No. Of Farms, 2002	470	67
Land in Farms, 2002 (Acres)	662,000	9
Acres Harvested, 2002	206,920	41
Farm Value of Crops Harv., 2002	\$24,249,300	51
Value of Cattle & Milk Prod, 2002	\$11,609,800	72
Precipitation Jan.-Dec., 2002 (In.)	11.09	98
Precipitation 30 Year Average (In.)	21.58	81

Wheat, 2002

Acres Seeded in 2001	153,000	16
Acres Harvested in 2002	141,900	12
Yield - Bu./Acre	31	69
Prod - Bu.	4,385,000	18
Farm Value	\$14,925,000	19
Irrigated Acres Harv.	2,100	32
Yield - Bu./Acre	34	35
Prod. - Bu.	72,200	35
Cont. Crop Dryland Acres Harv.	26,800	46
Yield - Bu./Acre	19	81
Prod. - Bu.	507,300	54
Summer Fallow Acres Harv.	113,000	3
Yield - Bu./Acre	34	22
Prod. - Bu.	3,805,500	2

Corn, 2002

Acres Planted	37,200	29
Acres Harv. For Grain	7,700	74
Yield - Bu./Acre	65	82
Prod. - Bu.	498,000	78
Farm Value	\$1,249,800	77
Irrigated Acres Harv.	5,800	39
Yield - Bu./Acre	79	66
Prod. - Bu.	460,000	46
Non-Irrigated Acres Harv.	1,900	40
Yield - Bu./Acre	20	58
Prod. - Bu.	38,000	44
Acres Harv. For Silage	10,300	12
Yield - Tons/Acre	6.5	67
Prod. - Tons	67,000	18
Farm Value	\$1,318,700	18

Sorghum, 2002

Acres Planted	36,500	48
Acres Harv. For Grain	13,200	71
Yield - Bu./Acre	24	96
Prod. - Bu.	319,700	83
Farm Value	\$735,300	85
Irrigated Acres Harv.	800	36
Yield - Bu./Acre	56	34
Prod. - Bu.	44,700	37
Non-Irrigated Acres Harv.	12,400	48
Yield - Bu./Acre	22	68
Prod. - Bu.	275,000	62
Acres Harv. For Silage	2,200	7
Yield - Tons/Acre	3.5	15
Prod. - Tons	7,600	10
Farm Value	\$125,900	8

Sunflowers, 2002

Acres Planted	7,600	6
Acres Harvested	3,400	18
Yield - LB./Acre	1,193	5
Prod. - LB.	4,057,300	11
Farm Value	\$511,900	10

Soybeans, 2002

Acres Planted	2,200	91
Acres Harvested	1,200	95
Yield - Bu./Acre	35	20
Prod. - Bu.	42,000	90
Farm Value	\$224,000	91
Irrigated Acres Harv.	2/	
Yield - Bu./Acre	2/	
Prod. - Bu.	2/	
Non-Irrigated Acres Harv.	2/	
Yield - Bu./Acre	2/	
Prod. - Bu.	2/	

Alfalfa Hay, 2002

Acres Harvested	11,800	26
Yield - Tons/Acre	3.5	37
Prod. - Tons	41,700	23
Farm Value	\$4,066,000	23

All Other Hay, 2002

Acres Harvested	14,300	56
Yield - Tons/Acre	1.0	99
Prod. - Tons	14,500	69
Farm Value	\$1,058,500	69

All Hay, 2002

Acres Harvested	26,100	55
Yield - Tons/Acre	2.2	39
Prod. - Tons	56,200	54
Farm Value	\$5,124,500	47
Pasture Acreage-1997 Census Of Ag	259,000	16

Cattle Inventory, Jan. 1, 2003 4/

All Cattle	38,000	68
Cows That Have Calved	15,400	48
Beef	3/	
Milk	3/	
Other Cattle	22,600	66
Cattle On Feed	3/	
Calves Born In 2002	15,400	40

Cattle Inventory Value 4/

Cattle & Calves, Jan. 1, 2003	\$25,460,000	67
-------------------------------	--------------	----

Production 1/

Milk, 2002 (1,000 Lbs.)	3/	
Farm Value	3/	

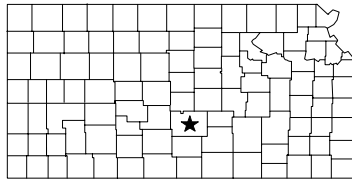
1/ Due to the State budget difficulties, hogs, sheep, and poultry value of production are not available at the county level.

2/ Data not published for all practices because of insufficient reports or relative unimportance of some practices.

3/ Data not published to avoid disclosure of individual reports.

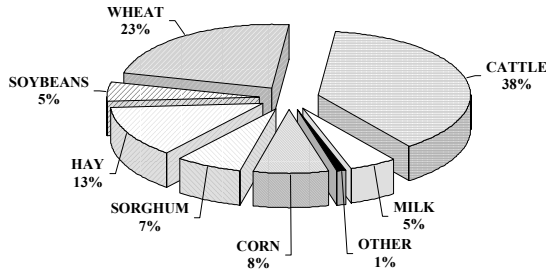
4/ Due to the State budget difficulties, hogs, sheep, and poultry inventories and inventory value are not available at the county level.

FARM FACTS 2002-2003



Rank in
State

VALUE OF PRODUCTION 1/ RENO COUNTY



Sorghum, 2002

Acres Planted	85,200	5
Acres Harv. For Grain	84,000	2
Yield - Bu./Acre	51	41
Prod. - Bu.	4,254,700	3
Farm Value	\$9,956,200	4
Irrigated Acres Harv.	4,100	18
Yield - Bu./Acre	108	5
Prod. - Bu.	442,900	12
Non-Irrigated Acres Harv.	79,900	1
Yield - Bu./Acre	48	39
Prod. - Bu.	3,811,800	3
Acres Harv. For Silage	1,200	13
Yield - Tons/Acre	8.6	3
Prod. - Tons	10,300	7
Farm Value	\$165,300	7

Sunflowers, 2002

Acres Planted	6,500	10
Acres Harvested	5,100	9
Yield - LB./Acre	975	12
Prod. - LB.	4,973,700	8
Farm Value	\$540,500	9

Soybeans, 2002

Acres Planted	33,900	33
Acres Harvested	28,800	37
Yield - Bu./Acre	31	27
Prod. - Bu.	878,400	24
Farm Value	\$4,716,000	24
Irrigated Acres Harv.	13,100	6
Yield - Bu./Acre	47	5
Prod. - Bu.	620,800	4
Non-Irrigated Acres Harv.	15,700	8
Yield - Bu./Acre	16	10
Prod. - Bu.	257,600	11

Alfalfa Hay, 2002

Acres Harvested	27,800	4
Yield - Tons/Acre	4.0	23
Prod. - Tons	111,200	5
Farm Value	\$10,842,000	5

All Other Hay, 2002

Acres Harvested	19,500	47
Yield - Tons/Acre	1.8	22
Prod. - Tons	34,900	40
Farm Value	\$2,548,000	40

All Hay, 2002

Acres Harvested	47,300	20
Yield - Tons/Acre	3.1	16
Prod. - Tons	146,100	5
Farm Value	\$13,390,000	6
Pasture Acreage-1997 Census Of Ag	185,000	36

Cattle Inventory, Jan. 1, 2003 4/

All Cattle	72,000	20
Cows That Have Calved	23,000	15
Beef	20,900	20
Milk	2,100	14
Other Cattle	49,000	29
Cattle On Feed	3/	
Calves Born In 2002	21,400	14

Cattle Inventory Value 4/

Cattle & Calves, Jan. 1, 2003	\$48,240,000	18
-------------------------------	--------------	----

Production 1/

Milk, 2002 (1,000 Lbs.)	35,300	6
Farm Value	\$4,130,000	6

1/ Due to the State budget difficulties, hogs, sheep, and poultry value of production are not available at the county level.

3/ Data not published to avoid disclosure of individual reports.

4/ Due to the State budget difficulties, hogs, sheep, and poultry inventories and inventory value are not available at the county level.

		Rank in State
Census Population, 2000	64,790	7
No. Of Farms, 2002	1,470	2
Land in Farms, 2002 (Acres)	735,000	3
Acres Harvested, 2002	400,460	2
Farm Value of Crops Harv., 2002	\$64,389,600	5
Value of Cattle & Milk Prod, 2002	\$31,354,000	20
Precipitation Jan.-Dec., 2002 (In.)	32.16	22
Precipitation 30 Year Average (In.)	29.22	50

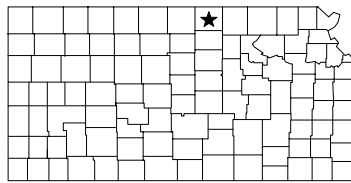
Wheat, 2002

Acres Seeded in 2001	238,000	3
Acres Harvested in 2002	204,800	3
Yield - Bu./Acre	38	33
Prod. - Bu.	7,737,000	3
Farm Value	\$26,870,000	3
Irrigated Acres Harv.	8,800	21
Yield - Bu./Acre	52	4
Prod. - Bu.	459,500	16
Cont. Crop Dryland Acres Harv.	179,000	4
Yield - Bu./Acre	37	35
Prod. - Bu.	6,596,800	4
Summer Fallow Acres Harv.	17,000	48
Yield - Bu./Acre	40	11
Prod. - Bu.	680,700	41

Corn, 2002

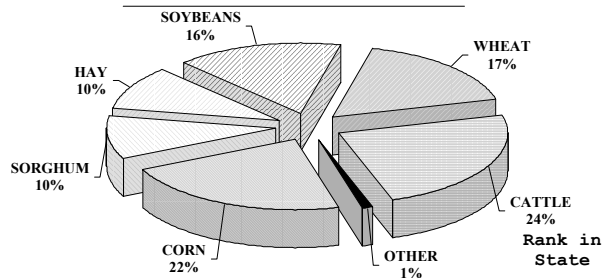
Acres Planted	29,200	40
Acres Harv. For Grain	23,300	39
Yield - Bu./Acre	133	25
Prod. - Bu.	3,105,000	26
Farm Value	\$7,637,100	26
Irrigated Acres Harv.	18,000	23
Yield - Bu./Acre	154	26
Prod. - Bu.	2,763,000	22
Non-Irrigated Acres Harv.	5,300	23
Yield - Bu./Acre	65	6
Prod. - Bu.	342,000	17
Acres Harv. For Silage	5,300	27
Yield - Tons/Acre	10.6	24
Prod. - Tons	56,000	21
Farm Value	\$1,073,600	21

FARM FACTS 2002-2003



Rank in
State

VALUE OF PRODUCTION 1/ REPUBLIC COUNTY



Census Population, 2000	5,835	67
No. Of Farms, 2002	700	33
Land in Farms, 2002 (Acres)	446,000	55
Acres Harvested, 2002	272,510	18
Farm Value of Crops Harv., 2002	\$48,423,500	13
Value of Cattle & Milk Prod, 2002	\$15,331,800	54
Precipitation Jan.-Dec., 2002 (In.)	19.94	62
Precipitation 30 Year Average (In.)	31.04	43

Wheat, 2002

Acres Seeded in 2001	87,500	59
Acres Harvested in 2002	86,400	45
Yield - Bu./Acre	51	6
Prod - Bu.	4,382,000	19
Farm Value	\$15,000,000	18
Irrigated Acres Harv.	2/	
Yield - Bu./Acre	2/	
Prod. - Bu.	2/	
Cont. Crop Dryland Acres Harv.	79,800	22
Yield - Bu./Acre	51	6
Prod. - Bu.	4,103,700	15
Summer Fallow Acres Harv.	6,600	62
Yield - Bu./Acre	42	10
Prod. - Bu.	278,300	56

Corn, 2002

Acres Planted	70,600	12
Acres Harv. For Grain	59,800	12
Yield - Bu./Acre	106	42
Prod. - Bu.	6,366,000	17
Farm Value	\$15,276,100	18
Irrigated Acres Harv.	35,500	16
Yield - Bu./Acre	159	21
Prod. - Bu.	5,630,000	17
Non-Irrigated Acres Harv.	24,300	6
Yield - Bu./Acre	30	33
Prod. - Bu.	736,000	7
Acres Harv. For Silage	6,800	21
Yield - Tons/Acre	3.4	88
Prod. - Tons	23,000	48
Farm Value	\$426,800	48

Sorghum, 2002

Acres Planted	41,400	42
Acres Harv. For Grain	40,700	30
Yield - Bu./Acre	47	49
Prod. - Bu.	1,919,600	23
Farm Value	\$4,626,400	23
Irrigated Acres Harv.	2/	
Yield - Bu./Acre	2/	
Prod. - Bu.	2/	
Non-Irrigated Acres Harv.	2/	
Yield - Bu./Acre	2/	
Prod. - Bu.	2/	
Acres Harv. For Silage	2/	
Yield - Tons/Acre	2/	
Prod. - Tons	2/	
Farm Value	2/	

Sunflowers, 2002

Acres Planted	1,600	30
Acres Harvested	1,500	30
Yield - LB./Acre	1,191	6
Prod. - LB.	1,786,900	23
Farm Value	\$206,100	24

Soybeans, 2002

Acres Planted	61,300	14
Acres Harvested	54,100	15
Yield - Bu./Acre	23	47
Prod. - Bu.	1,243,500	10
Farm Value	\$6,601,000	11
Irrigated Acres Harv.	22,700	1
Yield - Bu./Acre	41	12
Prod. - Bu.	921,300	3
Non-Irrigated Acres Harv.	31,400	3
Yield - Bu./Acre	10	18
Prod. - Bu.	322,200	8

Alfalfa Hay, 2002

Acres Harvested	15,700	14
Yield - Tons/Acre	3.7	29
Prod. - Tons	57,500	14
Farm Value	\$5,606,000	14

All Other Hay, 2002

Acres Harvested	6,200	83
Yield - Tons/Acre	1.1	90
Prod. - Tons	6,600	89
Farm Value	\$482,000	89

All Hay, 2002

Acres Harvested	21,900	65
Yield - Tons/Acre	2.9	21
Prod. - Tons	64,100	44
Farm Value	\$6,088,000	33
Pasture Acreage-1997 Census Of Ag	124,000	73

Cattle Inventory, Jan. 1, 2003 4/

All Cattle	46,000	54
Cows That Have Calved	12,950	67
Beef	3/	
Milk	3/	
Other Cattle	33,050	45
Cattle On Feed	3/	
Calves Born In 2002	13,100	59

Cattle Inventory Value 4/

Cattle & Calves, Jan. 1, 2003	\$30,820,000	52
-------------------------------	--------------	----

Production 1/

Milk, 2002 (1,000 Lbs.)	3/	
Farm Value	3/	

1/ Due to the State budget difficulties, hogs, sheep, and poultry value of production are not available at the county level.

2/ Data not published for all practices because of insufficient reports or relative unimportance of some practices.

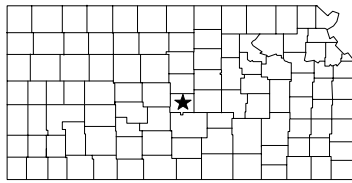
3/ Data not published to avoid disclosure of individual reports.

4/ Due to the State budget difficulties, hogs, sheep, and poultry inventories and inventory value are not available at the county level.

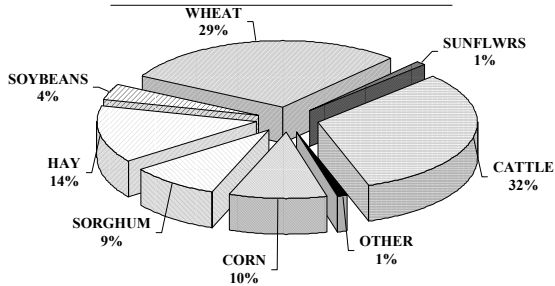
09/08/03/157

09/08/03/157

FARM FACTS 2002-2003



VALUE OF PRODUCTION 1/ RICE COUNTY



159

Rank in
State

Census Population, 2000	10,761	39
No. Of Farms, 2002	510	52
Land in Farms, 2002 (Acres)	435,000	60
Acres Harvested, 2002	286,820	13
Farm Value of Crops Harv., 2002	\$48,409,700	14
Value of Cattle & Milk Prod, 2002	\$19,193,600	42
Precipitation Jan.-Dec., 2002 (In.)	27.73	39
Precipitation 30 Year Average (In.)	27.96	54

Wheat, 2002

Acres Seeded in 2001	151,000	17
Acres Harvested in 2002	142,800	11
Yield - Bu./Acre	42	20
Prod - Bu.	6,028,000	6
Farm Value	\$21,175,000	5
Irrigated Acres Harv.	2/	
Yield - Bu./Acre	2/	
Prod. - Bu.	2/	
Cont. Crop Dryland Acres Harv.	114,300	11
Yield - Bu./Acre	41	22
Prod. - Bu.	4,696,800	11
Summer Fallow Acres Harv.	28,500	38
Yield - Bu./Acre	47	3
Prod. - Bu.	1,331,200	27

Corn, 2002

Acres Planted	28,200	42
Acres Harv. For Grain	25,500	33
Yield - Bu./Acre	109	40
Prod. - Bu.	2,785,000	29
Farm Value	\$7,072,800	28
Irrigated Acres Harv.	13,800	30
Yield - Bu./Acre	169	14
Prod. - Bu.	2,339,000	26
Non-Irrigated Acres Harv.	11,700	11
Yield - Bu./Acre	38	15
Prod. - Bu.	446,000	10
Acres Harv. For Silage	2,600	49
Yield - Tons/Acre	8.5	43
Prod. - Tons	22,000	50
Farm Value	\$417,300	49

Sorghum, 2002

Acres Planted	65,600	19
Acres Harv. For Grain	65,000	10
Yield - Bu./Acre	62	23
Prod. - Bu.	4,051,900	4
Farm Value	\$9,968,000	3
Irrigated Acres Harv.	2,600	24
Yield - Bu./Acre	89	20
Prod. - Bu.	232,600	23
Non-Irrigated Acres Harv.	62,400	5
Yield - Bu./Acre	61	25
Prod. - Bu.	3,819,300	2
Acres Harv. For Silage	2/	
Yield - Tons/Acre	2/	
Prod. - Tons	2/	
Farm Value	2/	

Sunflowers, 2002

Acres Planted	5,700	15
Acres Harvested	4,700	11
Yield - LB./Acre	717	25
Prod. - LB.	3,370,200	16
Farm Value	\$386,300	14

Soybeans, 2002

Acres Planted	21,600	47
Acres Harvested	20,100	45
Yield - Bu./Acre	31	27
Prod. - Bu.	625,300	44
Farm Value	\$3,382,000	42
Irrigated Acres Harv.	6,600	9
Yield - Bu./Acre	44	11
Prod. - Bu.	290,900	9
Non-Irrigated Acres Harv.	13,500	11
Yield - Bu./Acre	25	6
Prod. - Bu.	334,400	7

Alfalfa Hay, 2002

Acres Harvested	15,500	15
Yield - Tons/Acre	3.3	43
Prod. - Tons	50,800	16
Farm Value	\$4,953,000	16

All Other Hay, 2002

Acres Harvested	8,700	73
Yield - Tons/Acre	1.3	69
Prod. - Tons	11,500	78
Farm Value	\$839,500	78

All Hay, 2002

Acres Harvested	24,200	61
Yield - Tons/Acre	2.6	26
Prod. - Tons	62,300	45
Farm Value	\$5,792,500	37
Pasture Acreage-1997 Census Of Ag	127,000	70

Cattle Inventory, Jan. 1, 2003 4/

All Cattle	51,000	46
Cows That Have Calved	11,800	74
Beef	3/	
Milk	3/	
Other Cattle	39,200	37
Cattle On Feed	23,700	25
Calves Born In 2002	10,600	77

Cattle Inventory Value 4/

Cattle & Calves, Jan. 1, 2003	\$34,170,000	44
-------------------------------	--------------	----

Production 1/

Milk, 2002 (1,000 Lbs.)	3/
Farm Value	3/

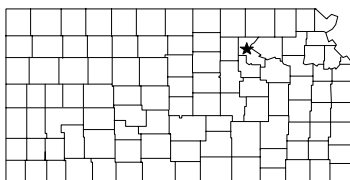
1/ Due to the State budget difficulties, hogs, sheep, and poultry value of production are not available at the county level.

2/ Data not published for all practices because of insufficient reports or relative unimportance of some practices.

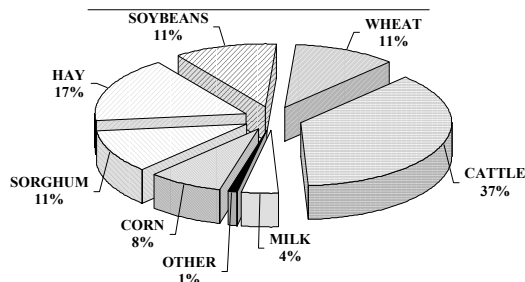
3/ Data not published to avoid disclosure of individual reports.

4/ Due to the State budget difficulties, hogs, sheep, and poultry inventories and inventory value are not available at the county level.

FARM FACTS 2002-2003



VALUE OF PRODUCTION 1/ RILEY COUNTY



Rank in State

Census Population, 2000	62,843	8
No. Of Farms, 2002	500	56
Land in Farms, 2002 (Acres)	243,000	98
Acres Harvested, 2002	94,620	95
Farm Value of Crops Harv., 2002	\$13,257,000	92
Value of Cattle & Milk Prod, 2002	\$8,717,100	94
Precipitation Jan.-Dec., 2002 (In.)	25.97	41
Precipitation 30 Year Average (In.)	33.82	36

Wheat, 2002

Acres Seeded in 2001	24,400	80
Acres Harvested in 2002	24,200	80
Yield - Bu./Acre	43	18
Prod - Bu.	1,044,000	76
Farm Value	\$3,700,000	75
Irrigated Acres Harv.	2/	
Yield - Bu./Acre	2/	
Prod. - Bu.	2/	
Cont. Crop Dryland Acres Harv.	24,200	49
Yield - Bu./Acre	43	18
Prod. - Bu.	1,044,000	42
Summer Fallow Acres Harv.	2/	
Yield - Bu./Acre	2/	
Prod. - Bu.	2/	

Corn, 2002

Acres Planted	11,100	76
Acres Harv. For Grain	5,700	80
Yield - Bu./Acre	56	90
Prod. - Bu.	317,000	87
Farm Value	\$770,200	86
Irrigated Acres Harv.	1,200	61
Yield - Bu./Acre	137	46
Prod. - Bu.	164,000	61
Non-Irrigated Acres Harv.	4,500	29
Yield - Bu./Acre	34	22
Prod. - Bu.	153,000	27
Acres Harv. For Silage	3,000	43
Yield - Tons/Acre	4.3	83
Prod. - Tons	13,000	63
Farm Value	\$232,000	64

Sorghum, 2002

Acres Planted	17,400	71
Acres Harv. For Grain	16,200	66
Yield - Bu./Acre	59	27
Prod. - Bu.	951,200	49
Farm Value	\$2,330,500	48
Irrigated Acres Harv.	2/	
Yield - Bu./Acre	2/	
Prod. - Bu.	2/	
Non-Irrigated Acres Harv.	16,200	40
Yield - Bu./Acre	59	26
Prod. - Bu.	951,200	30
Acres Harv. For Silage	2/	
Yield - Tons/Acre	2/	
Prod. - Tons	2/	
Farm Value	2/	

Sunflowers, 2002

Acres Planted	2/	
Acres Harvested	2/	
Yield - LB./Acre	2/	
Prod. - LB.	2/	
Farm Value	2/	

Soybeans, 2002

Acres Planted	23,900	44
Acres Harvested	21,600	43
Yield - Bu./Acre	25	41
Prod. - Bu.	529,200	48
Farm Value	\$2,873,000	48
Irrigated Acres Harv.	2/	
Yield - Bu./Acre	2/	
Prod. - Bu.	2/	
Non-Irrigated Acres Harv.	2/	
Yield - Bu./Acre	2/	
Prod. - Bu.	2/	

Alfalfa Hay, 2002

Acres Harvested	5,900	58
Yield - Tons/Acre	3.2	46
Prod. - Tons	19,000	58
Farm Value	\$1,853,000	58

All Other Hay, 2002

Acres Harvested	16,600	49
Yield - Tons/Acre	1.1	90
Prod. - Tons	17,800	61
Farm Value	\$1,299,500	61

All Hay, 2002

Acres Harvested	22,500	63
Yield - Tons/Acre	1.6	80
Prod. - Tons	36,800	78
Farm Value	\$3,152,500	80
Pasture Acreage-1997 Census Of Ag	135,000	63

Cattle Inventory, Jan. 1, 2003 4/

All Cattle	25,500	97
Cows That Have Calved	12,100	73
Beef	3/	
Milk	3/	
Other Cattle	13,400	93
Cattle On Feed	3/	
Calves Born In 2002	11,000	74

Cattle Inventory Value 4/

Cattle & Calves, Jan. 1, 2003	\$17,085,000	95
-------------------------------	--------------	----

Production 1/

Milk, 2002 (1,000 Lbs.)	3/	
Farm Value	3/	

1/ Due to the State budget difficulties, hogs, sheep, and poultry value of production are not available at the county level.

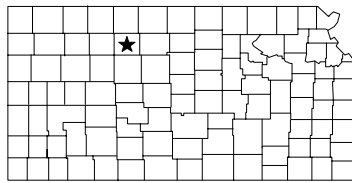
2/ Data not published for all practices because of insufficient reports or relative unimportance of some practices.

3/ Data not published to avoid disclosure of individual reports.

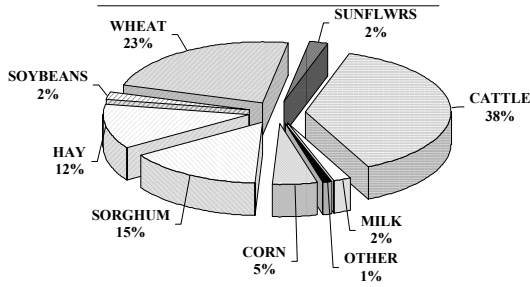
4/ Due to the State budget difficulties, hogs, sheep, and poultry inventories and inventory value are not available at the county level.

09/08/03/161

FARM FACTS 2002-2003



VALUE OF PRODUCTION 1/ ROOKS COUNTY



Rank in
State

Census Population, 2000	5,685	68
No. Of Farms, 2002	430	73
Land in Farms, 2002 (Acres)	585,000	18
Acres Harvested, 2002	171,170	55
Farm Value of Crops Harv., 2002	\$16,681,200	80
Value of Cattle & Milk Prod, 2002	\$13,868,400	62
Precipitation Jan.-Dec., 2002 (In.)	17.24	75
Precipitation 30 Year Average (In.)	23.20	74

Wheat, 2002

Acres Seeded in 2001	108,000	43
Acres Harvested in 2002	94,400	39
Yield - Bu./Acre	24	94
Prod - Bu.	2,259,000	53
Farm Value	\$7,735,000	52
Irrigated Acres Harv.	2/	
Yield - Bu./Acre	2/	
Prod. - Bu.	2/	
Cont. Crop Dryland Acres Harv.	34,600	38
Yield - Bu./Acre	19	81
Prod. - Bu.	644,400	48
Summer Fallow Acres Harv.	59,800	21
Yield - Bu./Acre	27	41
Prod. - Bu.	1,614,600	25

Corn, 2002

Acres Planted	8,200	85
Acres Harv. For Grain	3,800	87
Yield - Bu./Acre	38	102
Prod. - Bu.	146,000	96
Farm Value	\$350,300	96
Irrigated Acres Harv.	2/	
Yield - Bu./Acre	2/	
Prod. - Bu.	2/	
Non-Irrigated Acres Harv.	2/	
Yield - Bu./Acre	2/	
Prod. - Bu.	2/	
Acres Harv. For Silage	4,000	36
Yield - Tons/Acre	6.3	71
Prod. - Tons	25,000	45
Farm Value	\$464,000	44

Sorghum, 2002

Acres Planted	43,600	39
Acres Harv. For Grain	38,600	33
Yield - Bu./Acre	37	69
Prod. - Bu.	1,439,700	35
Farm Value	\$3,469,800	35
Irrigated Acres Harv.	2/	
Yield - Bu./Acre	2/	
Prod. - Bu.	2/	
Non-Irrigated Acres Harv.	2/	
Yield - Bu./Acre	2/	
Prod. - Bu.	2/	
Acres Harv. For Silage	2/	
Yield - Tons/Acre	2/	
Prod. - Tons	2/	
Farm Value	2/	

Sunflowers, 2002

Acres Planted	5,300	17
Acres Harvested	4,700	11
Yield - LB./Acre	649	28
Prod. - LB.	3,048,100	18
Farm Value	\$351,600	18

Soybeans, 2002

Acres Planted	9,600	67
Acres Harvested	5,200	75
Yield - Bu./Acre	15	88
Prod. - Bu.	78,000	84
Farm Value	\$414,000	84
Irrigated Acres Harv.	2/	
Yield - Bu./Acre	2/	
Prod. - Bu.	2/	
Non-Irrigated Acres Harv.	2/	
Yield - Bu./Acre	2/	
Prod. - Bu.	2/	

Alfalfa Hay, 2002

Acres Harvested	8,400	40
Yield - Tons/Acre	3.3	43
Prod. - Tons	27,700	39
Farm Value	\$2,701,000	39

All Other Hay, 2002

Acres Harvested	10,500	67
Yield - Tons/Acre	1.4	57
Prod. - Tons	14,600	68
Farm Value	\$1,066,000	68

All Hay, 2002

Acres Harvested	18,900	70
Yield - Tons/Acre	2.2	39
Prod. - Tons	42,300	71
Farm Value	\$3,767,000	69
Pasture Acreage-1997 Census Of Ag	258,000	17

Cattle Inventory, Jan. 1, 2003 4/

All Cattle	49,000	50
Cows That Have Calved	26,350	6
Beef	3/	
Milk	3/	
Other Cattle	22,650	65
Cattle On Feed	3/	
Calves Born In 2002	23,400	7

Cattle Inventory Value 4/

Cattle & Calves, Jan. 1, 2003	\$32,830,000	48
-------------------------------	--------------	----

Production 1/

Milk, 2002 (1,000 Lbs.)	3/	
Farm Value	3/	

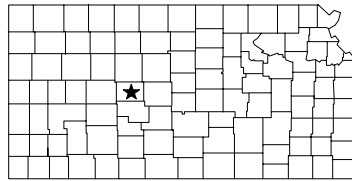
1/ Due to the State budget difficulties, hogs, sheep, and poultry value of production are not available at the county level.

2/ Data not published for all practices because of insufficient reports or relative unimportance of some practices.

3/ Data not published to avoid disclosure of individual reports.

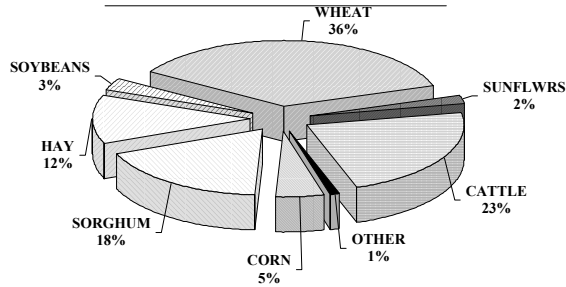
4/ Due to the State budget difficulties, hogs, sheep, and poultry inventories and inventory value are not available at the county level.

FARM FACTS 2002-2003



Rank in
State

VALUE OF PRODUCTION 1/ RUSH COUNTY



165

Rank in
State

Census Population, 2000	3,551	82
No. Of Farms, 2002	500	56
Land in Farms, 2002 (Acres)	425,000	63
Acres Harvested, 2002	194,420	48
Farm Value of Crops Harv., 2002	\$20,966,700	60
Value of Cattle & Milk Prod, 2002	\$5,877,100	101
Precipitation Jan.-Dec., 2002 (In.)	15.80	76
Precipitation 30 Year Average (In.)	23.51	72

Wheat, 2002

Acres Seeded in 2001	128,000	29
Acres Harvested in 2002	119,300	20
Yield - Bu./Acre	28	78
Prod - Bu.	3,319,000	32
Farm Value	\$11,660,000	32
Irrigated Acres Harv.	2/	
Yield - Bu./Acre	2/	
Prod. - Bu.	2/	
Cont. Crop Dryland Acres Harv.	38,200	35
Yield - Bu./Acre	25	67
Prod. - Bu.	956,000	44
Summer Fallow Acres Harv.	81,100	12
Yield - Bu./Acre	29	35
Prod. - Bu.	2,363,000	13

Corn, 2002

Acres Planted	4,800	91
Acres Harv. For Grain	3,200	90
Yield - Bu./Acre	143	18
Prod. - Bu.	456,000	79
Farm Value	\$1,158,100	79
Irrigated Acres Harv.	2,700	49
Yield - Bu./Acre	164	16
Prod. - Bu.	442,000	48
Non-Irrigated Acres Harv.	500	61
Yield - Bu./Acre	28	39
Prod. - Bu.	14,000	61
Acres Harv. For Silage	1,000	75
Yield - Tons/Acre	9.5	34
Prod. - Tons	9,500	71
Farm Value	\$180,200	71

Sorghum, 2002

Acres Planted	52,500	30
Acres Harv. For Grain	45,200	24
Yield - Bu./Acre	38	66
Prod. - Bu.	1,728,900	28
Farm Value	\$4,253,200	28
Irrigated Acres Harv.	1,700	29
Yield - Bu./Acre	99	12
Prod. - Bu.	168,100	29
Non-Irrigated Acres Harv.	43,500	18
Yield - Bu./Acre	36	48
Prod. - Bu.	1,560,800	18
Acres Harv. For Silage	2/	
Yield - Tons/Acre	2/	
Prod. - Tons	2/	
Farm Value	2/	

Sunflowers, 2002

Acres Planted	1,800	28
Acres Harvested	1,600	28
Yield - LB./Acre	911	17
Prod. - LB.	1,457,500	26
Farm Value	\$178,800	25

Soybeans, 2002

Acres Planted	5,600	78
Acres Harvested	4,800	77
Yield - Bu./Acre	24	45
Prod. - Bu.	115,200	81
Farm Value	\$623,000	81
Irrigated Acres Harv.	1,900	16
Yield - Bu./Acre	40	13
Prod. - Bu.	76,800	17
Non-Irrigated Acres Harv.	2,900	17
Yield - Bu./Acre	13	14
Prod. - Bu.	38,400	18

Alfalfa Hay, 2002

Acres Harvested	6,000	56
Yield - Tons/Acre	2.9	64
Prod. - Tons	17,600	59
Farm Value	\$1,716,000	59

All Other Hay, 2002

Acres Harvested	12,300	62
Yield - Tons/Acre	1.2	83
Prod. - Tons	15,300	65
Farm Value	\$1,117,000	65

All Hay, 2002

Acres Harvested	18,300	72
Yield - Tons/Acre	1.8	63
Prod. - Tons	32,900	86
Farm Value	\$2,833,000	87
Pasture Acreage-1997 Census Of Ag	104,000	84

Cattle Inventory, Jan. 1, 2003 4/

All Cattle	23,000	98
Cows That Have Calved	13,200	64
Beef	13,200	57
Other Cattle	9,800	102
Cattle On Feed	3/	
Calves Born In 2002	10,000	82

Cattle Inventory Value 4/

Cattle & Calves, Jan. 1, 2003	\$15,410,000	96
-------------------------------	--------------	----

1/ Due to the State budget difficulties, hogs, sheep, and poultry value of production are not available at the county level.

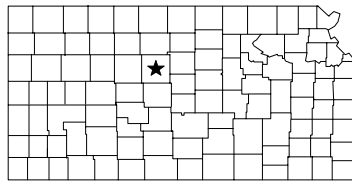
2/ Data not published for all practices because of insufficient reports or relative unimportance of some practices.

3/ Data not published to avoid disclosure of individual reports.

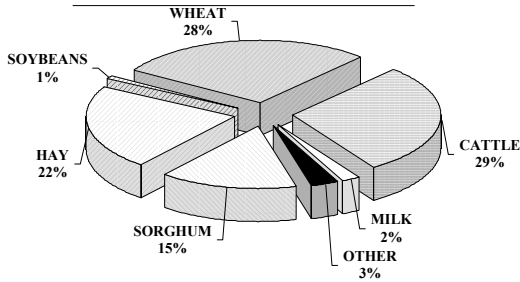
4/ Due to the State budget difficulties, hogs, sheep, and poultry inventories and inventory value are not available at the county level.

09/08/03/165

FARM FACTS 2002-2003



VALUE OF PRODUCTION 1/ RUSSELL COUNTY



Rank in
State

Census Population, 2000	7,370	54
No. Of Farms, 2002	500	56
Land in Farms, 2002 (Acres)	457,000	51
Acres Harvested, 2002	169,950	56
Farm Value of Crops Harv., 2002	\$20,846,300	62
Value of Cattle & Milk Prod., 2002	\$9,633,600	90
Precipitation Jan.-Dec., 2002 (In.)	17.53	72
Precipitation 30 Year Average (In.)	26.45	59

Wheat, 2002

Acres Seeded in 2001	96,000	54
Acres Harvested in 2002	92,900	41
Yield - Bu./Acre	34	49
Prod - Bu.	3,185,000	35
Farm Value	\$11,190,000	34
Irrigated Acres Harv.	2/	
Yield - Bu./Acre	2/	
Prod. - Bu.	2/	
Cont. Crop Dryland Acres Harv.	47,000	32
Yield - Bu./Acre	32	53
Prod. - Bu.	1,526,100	32
Summer Fallow Acres Harv.	45,900	28
Yield - Bu./Acre	36	18
Prod. - Bu.	1,658,900	24

Corn, 2002

Acres Planted	1,400	103
Acres Harv. For Grain	800	102
Yield - Bu./Acre	16	105
Prod. - Bu.	13,000	105
Farm Value	\$33,000	105
Irrigated Acres Harv.	2/	
Yield - Bu./Acre	2/	
Prod. - Bu.	2/	
Non-Irrigated Acres Harv.	2/	
Yield - Bu./Acre	2/	
Prod. - Bu.	2/	
Acres Harv. For Silage	2/	
Yield - Tons/Acre	2/	
Prod. - Tons	2/	
Farm Value	2/	

Sorghum, 2002

Acres Planted	39,900	44
Acres Harv. For Grain	38,600	33
Yield - Bu./Acre	47	49
Prod. - Bu.	1,831,200	27
Farm Value	\$4,504,900	24
Irrigated Acres Harv.	2/	
Yield - Bu./Acre	2/	
Prod. - Bu.	2/	
Non-Irrigated Acres Harv.	2/	
Yield - Bu./Acre	2/	
Prod. - Bu.	2/	
Acres Harv. For Silage	800	16
Yield - Tons/Acre	6.0	7
Prod. - Tons	4,800	16
Farm Value	\$76,500	16

Sunflowers, 2002

Acres Planted	2/	
Acres Harvested	2/	
Yield - LB./Acre	2/	
Prod. - LB.	2/	
Farm Value	2/	

Soybeans, 2002

Acres Planted	3,300	86
Acres Harvested	3,200	85
Yield - Bu./Acre	15	88
Prod. - Bu.	48,000	87
Farm Value	\$260,000	87
Irrigated Acres Harv.	2/	
Yield - Bu./Acre	2/	
Prod. - Bu.	2/	
Non-Irrigated Acres Harv.	2/	
Yield - Bu./Acre	2/	
Prod. - Bu.	2/	

Alfalfa Hay, 2002

Acres Harvested	7,000	49
Yield - Tons/Acre	2.8	70
Prod. - Tons	19,500	56
Farm Value	\$1,901,000	56

All Other Hay, 2002

Acres Harvested	23,500	42
Yield - Tons/Acre	1.5	48
Prod. - Tons	35,800	38
Farm Value	\$2,613,000	38

All Hay, 2002

Acres Harvested	30,500	44
Yield - Tons/Acre	1.8	63
Prod. - Tons	55,300	56
Farm Value	\$4,514,000	55
Pasture Acreage-1997 Census Of Ag	191,000	34

Cattle Inventory, Jan. 1, 2003 4/

All Cattle	34,000	78
Cows That Have Calved	16,500	40
Beef	3/	
Milk	3/	
Other Cattle	17,500	87
Cattle On Feed	3/	
Calves Born In 2002	15,100	43

Cattle Inventory Value 4/

Cattle & Calves, Jan. 1, 2003	\$22,780,000	76
-------------------------------	--------------	----

Production 1/

Milk, 2002 (1,000 Lbs.)	3/	
Farm Value	3/	

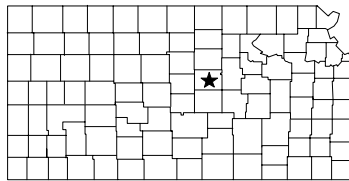
1/ Due to the State budget difficulties, hogs, sheep, and poultry value of production are not available at the county level.

2/ Data not published for all practices because of insufficient reports or relative unimportance of some practices.

3/ Data not published to avoid disclosure of individual reports.

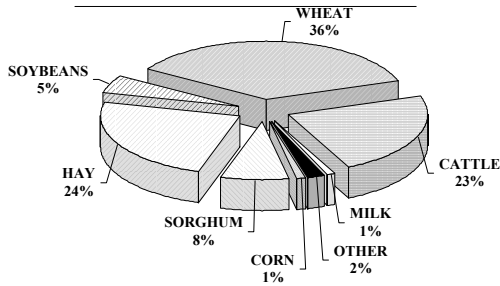
4/ Due to the State budget difficulties, hogs, sheep, and poultry inventories and inventory value are not available at the county level.

FARM FACTS 2002-2003



Rank in
State

VALUE OF PRODUCTION 1/ SALINE COUNTY



169

Rank in
State

Census Population, 2000	53,597	10
No. Of Farms, 2002	700	33
Land in Farms, 2002 (Acres)	411,000	66
Acres Harvested, 2002	217,130	35
Farm Value of Crops Harv., 2002	\$28,028,100	43
Value of Cattle & Milk Prod, 2002	\$11,522,500	73
Precipitation Jan.-Dec., 2002 (In.)	17.66	71
Precipitation 30 Year Average (In.)	29.82	48

Wheat, 2002

Acres Seeded in 2001	135,000	23
Acres Harvested in 2002	133,500	15
Yield - Bu./Acre	37	37
Prod - Bu.	4,961,000	13
Farm Value	\$17,430,000	12
Irrigated Acres Harv.	2/	
Yield - Bu./Acre	2/	
Prod. - Bu.	2/	
Cont. Crop Dryland Acres Harv.	125,000	9
Yield - Bu./Acre	37	35
Prod. - Bu.	4,595,400	12
Summer Fallow Acres Harv.	8,500	54
Yield - Bu./Acre	43	8
Prod. - Bu.	365,600	51

Corn, 2002

Acres Planted	3,700	96
Acres Harv. For Grain	1,900	97
Yield - Bu./Acre	89	56
Prod. - Bu.	170,000	94
Farm Value	\$431,700	94
Irrigated Acres Harv.	1,000	63
Yield - Bu./Acre	148	29
Prod. - Bu.	148,000	63
Non-Irrigated Acres Harv.	900	53
Yield - Bu./Acre	24	49
Prod. - Bu.	22,000	53
Acres Harv. For Silage	1,500	65
Yield - Tons/Acre	10.7	23
Prod. - Tons	16,000	59
Farm Value	\$303,500	58

Sorghum, 2002

Acres Planted	28,400	59
Acres Harv. For Grain	25,700	55
Yield - Bu./Acre	34	77
Prod. - Bu.	880,100	52
Farm Value	\$2,165,100	51
Irrigated Acres Harv.	2/	
Yield - Bu./Acre	2/	
Prod. - Bu.	2/	
Non-Irrigated Acres Harv.	2/	
Yield - Bu./Acre	2/	
Prod. - Bu.	2/	
Acres Harv. For Silage	500	17
Yield - Tons/Acre	3.0	16
Prod. - Tons	1,500	17
Farm Value	\$23,900	17

Sunflowers, 2002

Acres Planted	1,000	35
Acres Harvested	1,000	35
Yield - LB./Acre	899	19
Prod. - LB.	899,100	34
Farm Value	\$103,100	34

Soybeans, 2002

Acres Planted	22,900	46
Acres Harvested	13,200	57
Yield - Bu./Acre	19	68
Prod. - Bu.	247,800	66
Farm Value	\$1,340,000	66
Irrigated Acres Harv.	1,000	18
Yield - Bu./Acre	45	10
Prod. - Bu.	45,000	18
Non-Irrigated Acres Harv.	12,200	13
Yield - Bu./Acre	17	9
Prod. - Bu.	202,800	12

Alfalfa Hay, 2002

Acres Harvested	18,200	10
Yield - Tons/Acre	2.4	90
Prod. - Tons	43,200	19
Farm Value	\$4,212,000	19

All Other Hay, 2002

Acres Harvested	21,300	45
Yield - Tons/Acre	1.3	69
Prod. - Tons	27,300	46
Farm Value	\$1,993,000	46

All Hay, 2002

Acres Harvested	39,500	30
Yield - Tons/Acre	1.8	63
Prod. - Tons	70,500	38
Farm Value	\$6,205,000	32
Pasture Acreage-1997 Census Of Ag	153,000	50

Cattle Inventory, Jan. 1, 2003 4/

All Cattle	40,000	64
Cows That Have Calved	19,200	30
Beef	3/	
Milk	3/	
Other Cattle	20,800	77
Cattle On Feed	3/	
Calves Born In 2002	17,200	31

Cattle Inventory Value 4/

Cattle & Calves, Jan. 1, 2003	\$26,800,000	62
-------------------------------	--------------	----

Production 1/

Milk, 2002 (1,000 Lbs.)	3/
Farm Value	3/

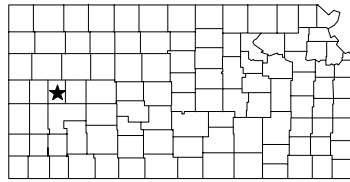
1/ Due to the State budget difficulties, hogs, sheep, and poultry value of production are not available at the county level.

2/ Data not published for all practices because of insufficient reports or relative unimportance of some practices.

3/ Data not published to avoid disclosure of individual reports.

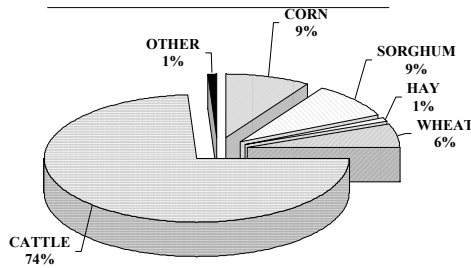
4/ Due to the State budget difficulties, hogs, sheep, and poultry inventories and inventory value are not available at the county level.

FARM FACTS 2002-2003



Rank in
State

VALUE OF PRODUCTION 1/ SCOTT COUNTY



Sorghum, 2002

Acres Planted	93,100	3
Acres Harv. For Grain	50,900	19
Yield - Bu./Acre	28	89
Prod. - Bu.	1,419,200	37
Farm Value	\$3,349,400	37
Irrigated Acres Harv.	5,400	11
Yield - Bu./Acre	59	33
Prod. - Bu.	320,700	18
Non-Irrigated Acres Harv.	45,500	16
Yield - Bu./Acre	24	62
Prod. - Bu.	1,098,500	26
Acres Harv. For Silage	2/	
Yield - Tons/Acre	2/	
Prod. - Tons	2/	
Farm Value	2/	

Sunflowers, 2002

Acres Planted	6,400	11
Acres Harvested	2,200	22
Yield - LB./Acre	945	15
Prod. - LB.	2,079,700	20
Farm Value	\$254,800	21

Soybeans, 2002

Acres Planted	2,100	92
Acres Harvested	1,400	93
Yield - Bu./Acre	23	47
Prod. - Bu.	32,200	93
Farm Value	\$172,000	94
Irrigated Acres Harv.	2/	
Yield - Bu./Acre	2/	
Prod. - Bu.	2/	
Non-Irrigated Acres Harv.	2/	
Yield - Bu./Acre	2/	
Prod. - Bu.	2/	

Alfalfa Hay, 2002

Acres Harvested	2,600	92
Yield - Tons/Acre	5.5	10
Prod. - Tons	14,200	69
Farm Value	\$1,385,000	69

All Other Hay, 2002

Acres Harvested	1,700	103
Yield - Tons/Acre	2.0	11
Prod. - Tons	3,400	102
Farm Value	\$248,000	102

All Hay, 2002

Acres Harvested	4,300	104
Yield - Tons/Acre	4.1	10
Prod. - Tons	17,600	100
Farm Value	\$1,633,000	99
Pasture Acreage-1997 Census Of Ag	80,000	93

Cattle Inventory, Jan. 1, 2003 4/

All Cattle	232,000	3
Cows That Have Calved	6,950	99
Beef	3/	
Milk	3/	
Other Cattle	225,050	3
Cattle On Feed	169,700	3
Calves Born In 2002	6,200	100

Cattle Inventory Value 4/

Cattle & Calves, Jan. 1, 2003	\$155,440,000	3
-------------------------------	---------------	---

Production 1/

Milk, 2002 (1,000 Lbs.)	3/
Farm Value	3/

1/ Due to the State budget difficulties, hogs, sheep, and poultry value of production are not available at the county level.

2/ Data not published for all practices because of insufficient reports or relative unimportance of some practices.

3/ Data not published to avoid disclosure of individual reports.

4/ Due to the State budget difficulties, hogs, sheep, and poultry inventories and inventory value are not available at the county level.

Rank in
State

Census Population, 2000	5,120	71
No. Of Farms, 2002	350	85
Land in Farms, 2002 (Acres)	495,000	39
Acres Harvested, 2002	203,530	42
Farm Value of Crops Harv., 2002	\$25,961,700	45
Value of Cattle & Milk Prod, 2002	\$111,755,100	3
Precipitation Jan.-Dec., 2002 (In.)	13.18	87
Precipitation 30 Year Average (In.)	20.30	86

Wheat, 2002

Acres Seeded in 2001	150,000	18
Acres Harvested in 2002	108,300	31
Yield - Bu./Acre	31	69
Prod - Bu.	3,310,000	33
Farm Value	\$11,230,000	33
Irrigated Acres Harv.	15,100	12
Yield - Bu./Acre	38	26
Prod. - Bu.	577,300	11
Cont. Crop Dryland Acres Harv.	7,900	77
Yield - Bu./Acre	22	76
Prod. - Bu.	172,600	87
Summer Fallow Acres Harv.	85,300	11
Yield - Bu./Acre	30	32
Prod. - Bu.	2,560,100	8

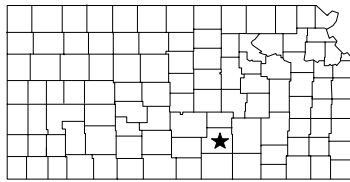
Corn, 2002

Acres Planted	35,400	32
Acres Harv. For Grain	23,300	39
Yield - Bu./Acre	108	41
Prod. - Bu.	2,513,000	34
Farm Value	\$6,407,200	33
Irrigated Acres Harv.	16,000	26
Yield - Bu./Acre	144	36
Prod. - Bu.	2,303,000	27
Non-Irrigated Acres Harv.	7,300	19
Yield - Bu./Acre	29	34
Prod. - Bu.	210,000	22
Acres Harv. For Silage	11,700	8
Yield - Tons/Acre	11.5	14
Prod. - Tons	135,000	3
Farm Value	\$2,684,400	3

09/08/03/171

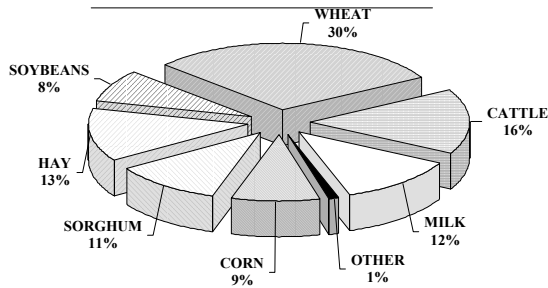
09/08/03/171

FARM FACTS 2002-2003



Rank in
State

VALUE OF PRODUCTION 1/ SEDGWICK COUNTY



Sorghum, 2002

Acres Planted	78,100	10
Acres Harv. For Grain	77,300	3
Yield - Bu./Acre	64	20
Prod. - Bu.	4,969,800	2
Farm Value	\$11,629,600	2
Irrigated Acres Harv.	3,800	20
Yield - Bu./Acre	109	4
Prod. - Bu.	414,100	14
Non-Irrigated Acres Harv.	73,500	2
Yield - Bu./Acre	62	22
Prod. - Bu.	4,555,700	1
Acres Harv. For Silage	2/	
Yield - Tons/Acre	2/	
Prod. - Tons	2/	
Farm Value	2/	

Sunflowers, 2002

Acres Planted	1,300	33
Acres Harvested	1,300	33
Yield - LB./Acre	975	12
Prod. - LB.	1,268,000	30
Farm Value	\$137,800	30

Soybeans, 2002

Acres Planted	33,900	33
Acres Harvested	32,800	32
Yield - Bu./Acre	43	10
Prod. - Bu.	1,411,200	6
Farm Value	\$7,576,000	6
Irrigated Acres Harv.	19,400	2
Yield - Bu./Acre	55	2
Prod. - Bu.	1,062,800	2
Non-Irrigated Acres Harv.	13,400	12
Yield - Bu./Acre	26	5
Prod. - Bu.	348,400	6

Alfalfa Hay, 2002

Acres Harvested	21,500	8
Yield - Tons/Acre	3.7	29
Prod. - Tons	80,300	11
Farm Value	\$7,829,000	11

All Other Hay, 2002

Acres Harvested	24,300	40
Yield - Tons/Acre	1.4	57
Prod. - Tons	35,100	39
Farm Value	\$2,562,000	39

All Hay, 2002

Acres Harvested	45,800	22
Yield - Tons/Acre	2.5	29
Prod. - Tons	115,400	11
Farm Value	\$10,391,000	10
Pasture Acreage-1997 Census Of Ag	144,000	57

Cattle Inventory, Jan. 1, 2003 4/

All Cattle	35,000	75
Cows That Have Calved	16,200	42
Beef	12,900	61
Milk	3,300	9
Other Cattle	18,800	81
Cattle On Feed	3/	
Calves Born In 2002	15,000	44

Cattle Inventory Value 4/

Cattle & Calves, Jan. 1, 2003	\$23,450,000	73
-------------------------------	--------------	----

Production 1/

Milk, 2002 (1,000 Lbs.)	57,100	4
Farm Value	\$6,680,000	4

1/ Due to the State budget difficulties, hogs, sheep, and poultry value of production are not available at the county level.

2/ Data not published for all practices because of insufficient reports or relative unimportance of some practices.

3/ Data not published to avoid disclosure of individual reports.

4/ Due to the State budget difficulties, hogs, sheep, and poultry inventories and inventory value are not available at the county level.

Rank in
State

Census Population, 2000	452,869	1
No. Of Farms, 2002	1,500	1
Land in Farms, 2002 (Acres)	530,000	32
Acres Harvested, 2002	372,720	3
Farm Value of Crops Harv., 2002	\$59,414,025	8
Value of Cattle & Milk Prod, 2002	\$16,392,200	49
Precipitation Jan.-Dec., 2002 (In.)	34.80	10
Precipitation 30 Year Average (In.)	29.33	49

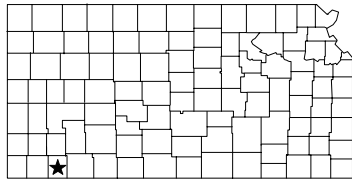
Wheat, 2002

Acres Seeded in 2001	195,000	6
Acres Harvested in 2002	186,200	5
Yield - Bu./Acre	32	60
Prod - Bu.	5,953,000	7
Farm Value	\$20,675,000	7
Irrigated Acres Harv.	3,600	30
Yield - Bu./Acre	37	29
Prod. - Bu.	134,200	31
Cont. Crop Dryland Acres Harv.	170,000	5
Yield - Bu./Acre	32	53
Prod. - Bu.	5,358,400	5
Summer Fallow Acres Harv.	12,600	52
Yield - Bu./Acre	37	16
Prod. - Bu.	460,400	46

Corn, 2002

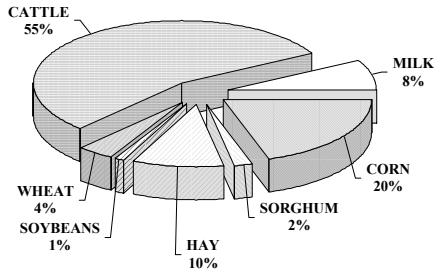
Acres Planted	26,600	48
Acres Harv. For Grain	22,500	43
Yield - Bu./Acre	138	21
Prod. - Bu.	3,110,000	25
Farm Value	\$7,649,400	25
Irrigated Acres Harv.	16,700	24
Yield - Bu./Acre	163	18
Prod. - Bu.	2,720,000	23
Non-Irrigated Acres Harv.	5,800	21
Yield - Bu./Acre	67	3
Prod. - Bu.	390,000	14
Acres Harv. For Silage	3,900	38
Yield - Tons/Acre	10.5	26
Prod. - Tons	41,000	32
Farm Value	\$786,000	31

FARM FACTS 2002-2003



Rank in
State

VALUE OF PRODUCTION 1/ SEWARD COUNTY



Sorghum, 2002

Acres Planted	37,200	46
Acres Harv. For Grain	32,100	38
Yield - Bu./Acre	25	93
Prod. - Bu.	809,300	60
Farm Value	\$1,877,600	61
Irrigated Acres Harv.	5,600	10
Yield - Bu./Acre	77	25
Prod. - Bu.	429,200	13
Non-Irrigated Acres Harv.	26,500	27
Yield - Bu./Acre	14	76
Prod. - Bu.	380,100	50
Acres Harv. For Silage	2/	
Yield - Tons/Acre	2/	
Prod. - Tons	2/	
Farm Value	2/	

Sunflowers, 2002

Acres Planted	2/	
Acres Harvested	2/	
Yield - LB./Acre	2/	
Prod. - LB.	2/	
Farm Value	2/	

Soybeans, 2002

Acres Planted	6,900	74
Acres Harvested	6,600	71
Yield - Bu./Acre	31	27
Prod. - Bu.	207,300	70
Farm Value	\$1,105,000	70
Irrigated Acres Harv.	2/	
Yield - Bu./Acre	2/	
Prod. - Bu.	2/	
Non-Irrigated Acres Harv.	2/	
Yield - Bu./Acre	2/	
Prod. - Bu.	2/	

Alfalfa Hay, 2002

Acres Harvested	11,000	28
Yield - Tons/Acre	8.0	1
Prod. - Tons	88,000	8
Farm Value	\$8,580,000	8

All Other Hay, 2002

Acres Harvested	2,900	95
Yield - Tons/Acre	1.7	30
Prod. - Tons	5,000	94
Farm Value	\$365,000	94

All Hay, 2002

Acres Harvested	13,900	82
Yield - Tons/Acre	6.7	1
Prod. - Tons	93,000	17
Farm Value	\$8,945,000	14
Pasture Acreage-1997 Census Of Ag	89,000	89

Cattle Inventory, Jan. 1, 2003 4/

All Cattle	134,000	8
Cows That Have Calved	10,200	84
Beef	3/	
Milk	3/	
Other Cattle	123,800	8
Cattle On Feed	3/	
Calves Born In 2002	8,500	89

Cattle Inventory Value 4/

Cattle & Calves, Jan. 1, 2003	\$89,780,000	7
-------------------------------	--------------	---

Production 1/

Milk, 2002 (1,000 Lbs.)	3/	
Farm Value	3/	

1/ Due to the State budget difficulties, hogs, sheep, and poultry value of production are not available at the county level.

2/ Data not published for all practices because of insufficient reports or relative unimportance of some practices.

3/ Data not published to avoid disclosure of individual reports.

4/ Due to the State budget difficulties, hogs, sheep, and poultry inventories and inventory value are not available at the county level.

		Rank in State
Census Population, 2000	22,510	27
No. Of Farms, 2002	270	95
Land in Farms, 2002 (Acres)	342,000	82
Acres Harvested, 2002	167,600	61
Farm Value of Crops Harv., 2002	\$44,695,200	18
Value of Cattle & Milk Prod, 2002	\$88,822,800	5
Precipitation Jan.-Dec., 2002 (In.)	15.14	79
Precipitation 30 Year Average (In.)	19.14	92

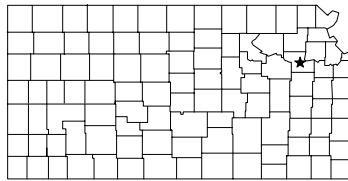
Wheat, 2002

Acres Seeded in 2001	74,000	67
Acres Harvested in 2002	48,500	66
Yield - Bu./Acre	29	75
Prod. - Bu.	1,399,000	65
Farm Value	\$4,705,000	66
Irrigated Acres Harv.	24,300	8
Yield - Bu./Acre	38	26
Prod. - Bu.	927,500	7
Cont. Crop Dryland Acres Harv.	5,800	87
Yield - Bu./Acre	17	90
Prod. - Bu.	98,600	93
Summer Fallow Acres Harv.	18,400	45
Yield - Bu./Acre	20	55
Prod. - Bu.	372,900	50

Corn, 2002

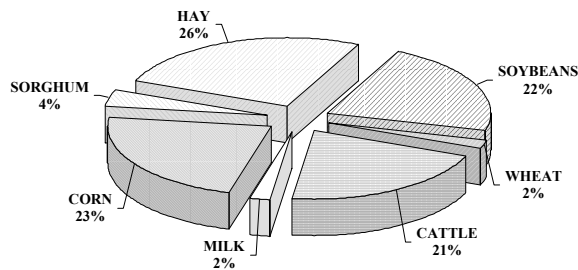
Acres Planted	61,200	18
Acres Harv. For Grain	58,500	15
Yield - Bu./Acre	172	9
Prod. - Bu.	10,050,000	6
Farm Value	\$25,925,200	6
Irrigated Acres Harv.	57,500	8
Yield - Bu./Acre	175	10
Prod. - Bu.	10,035,000	6
Non-Irrigated Acres Harv.	1,000	52
Yield - Bu./Acre	15	64
Prod. - Bu.	15,000	60
Acres Harv. For Silage	1,500	65
Yield - Tons/Acre	10.9	20
Prod. - Tons	16,300	58
Farm Value	\$319,100	57

FARM FACTS 2002-2003



Rank in
State

VALUE OF PRODUCTION 1/ SHAWNEE COUNTY



177

Rank in
State

Census Population, 2000	169,871	3
No. Of Farms, 2002	860	20
Land in Farms, 2002 (Acres)	227,000	99
Acres Harvested, 2002	125,660	84
Farm Value of Crops Harv., 2002	\$20,917,100	61
Value of Cattle & Milk Prod., 2002	\$6,612,800	99
Precipitation Jan.-Dec., 2002 (In.)	25.96	42
Precipitation 30 Year Average (In.)	35.23	29

Wheat, 2002

Acres Seeded in 2001	4,600	102
Acres Harvested in 2002	4,500	102
Yield - Bu./Acre	43	18
Prod - Bu.	192,000	100
Farm Value	\$670,000	100
Irrigated Acres Harv.	2/	
Yield - Bu./Acre	2/	
Prod. - Bu.	2/	
Cont. Crop Dryland Acres Harv.	4,500	93
Yield - Bu./Acre	43	18
Prod. - Bu.	192,000	82
Summer Fallow Acres Harv.	2/	
Yield - Bu./Acre	2/	
Prod. - Bu.	2/	

Corn, 2002

Acres Planted	31,700	36
Acres Harv. For Grain	30,000	25
Yield - Bu./Acre	87	58
Prod. - Bu.	2,622,000	32
Farm Value	\$6,003,400	34
Irrigated Acres Harv.	11,100	31
Yield - Bu./Acre	143	38
Prod. - Bu.	1,588,000	30
Non-Irrigated Acres Harv.	18,900	7
Yield - Bu./Acre	55	8
Prod. - Bu.	1,034,000	5
Acres Harv. For Silage	1,400	69
Yield - Tons/Acre	7.1	60
Prod. - Tons	10,000	69
Farm Value	\$168,300	74

Sorghum, 2002

Acres Planted	6,700	87
Acres Harv. For Grain	6,000	86
Yield - Bu./Acre	63	22
Prod. - Bu.	376,300	80
Farm Value	\$895,600	80
Irrigated Acres Harv.	2/	
Yield - Bu./Acre	2/	
Prod. - Bu.	2/	
Non-Irrigated Acres Harv.	6,000	59
Yield - Bu./Acre	63	21
Prod. - Bu.	376,300	51
Acres Harv. For Silage	2/	
Yield - Tons/Acre	2/	
Prod. - Tons	2/	
Farm Value	2/	

Sunflowers, 2002

Acres Planted	2/	
Acres Harvested	2/	
Yield - LB./Acre	2/	
Prod. - LB.	2/	
Farm Value	2/	

Soybeans, 2002

Acres Planted	39,500	23
Acres Harvested	38,900	21
Yield - Bu./Acre	29	33
Prod. - Bu.	1,128,100	14
Farm Value	\$6,146,000	14
Irrigated Acres Harv.	2/	
Yield - Bu./Acre	2/	
Prod. - Bu.	2/	
Non-Irrigated Acres Harv.	2/	
Yield - Bu./Acre	2/	
Prod. - Bu.	2/	

Alfalfa Hay, 2002

Acres Harvested	2,900	90
Yield - Tons/Acre	3.2	46
Prod. - Tons	9,400	82
Farm Value	\$916,000	83

All Other Hay, 2002

Acres Harvested	40,900	19
Yield - Tons/Acre	2.0	11
Prod. - Tons	80,500	7
Farm Value	\$5,876,500	7

All Hay, 2002

Acres Harvested	43,800	27
Yield - Tons/Acre	2.1	45
Prod. - Tons	89,900	19
Farm Value	\$6,792,500	27
Pasture Acreage-1997 Census Of Ag	83,000	92

Cattle Inventory, Jan. 1, 2003 4/

All Cattle	22,000	99
Cows That Have Calved	11,150	80
Beef	3/	
Milk	3/	
Other Cattle	10,850	99
Cattle On Feed	3/	
Calves Born In 2002	10,300	78

Cattle Inventory Value 4/

Cattle & Calves, Jan. 1, 2003	\$14,740,000	97
-------------------------------	--------------	----

Production 1/

Milk, 2002 (1,000 Lbs.)	3/	
Farm Value	3/	

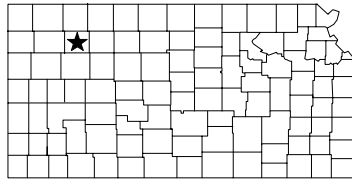
1/ Due to the State budget difficulties, hogs, sheep, and poultry value of production are not available at the county level.

2/ Data not published for all practices because of insufficient reports or relative unimportance of some practices.

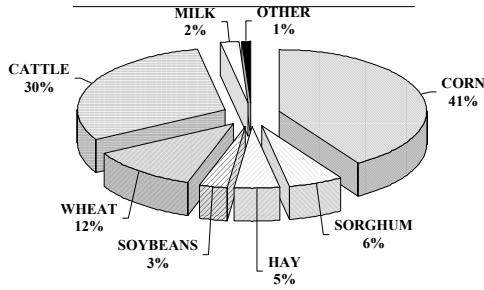
3/ Data not published to avoid disclosure of individual reports.

4/ Due to the State budget difficulties, hogs, sheep, and poultry inventories and inventory value are not available at the county level.

FARM FACTS 2002-2003



VALUE OF PRODUCTION 1/ SHERIDAN COUNTY



179

Rank in
State

Census Population, 2000	2,813	96
No. Of Farms, 2002	480	65
Land in Farms, 2002 (Acres)	550,000	25
Acres Harvested, 2002	231,930	32
Farm Value of Crops Harv., 2002	\$41,703,000	22
Value of Cattle & Milk Prod, 2002	\$24,855,100	30
Precipitation Jan.-Dec., 2002 (In.)	10.44	102
Precipitation 30 Year Average (In.)	20.42	85

Wheat, 2002

Acres Seeded in 2001	113,000	37
Acres Harvested in 2002	94,100	40
Yield - Bu./Acre	32	60
Prod - Bu.	2,983,000	41
Farm Value	\$10,150,000	42
Irrigated Acres Harv.	3,400	31
Yield - Bu./Acre	40	22
Prod. - Bu.	136,800	30
Cont. Crop Dryland Acres Harv.	14,700	63
Yield - Bu./Acre	18	87
Prod. - Bu.	264,600	73
Summer Fallow Acres Harv.	76,000	15
Yield - Bu./Acre	34	22
Prod. - Bu.	2,581,600	7

Corn, 2002

Acres Planted	100,800	4
Acres Harv. For Grain	69,200	7
Yield - Bu./Acre	118	31
Prod. - Bu.	8,166,000	12
Farm Value	\$20,493,600	11
Irrigated Acres Harv.	51,400	11
Yield - Bu./Acre	148	29
Prod. - Bu.	7,610,000	12
Non-Irrigated Acres Harv.	17,800	8
Yield - Bu./Acre	31	30
Prod. - Bu.	556,000	8
Acres Harv. For Silage	16,000	5
Yield - Tons/Acre	7.3	57
Prod. - Tons	116,000	7
Farm Value	\$2,283,100	6

Sorghum, 2002

Acres Planted	37,100	47
Acres Harv. For Grain	19,700	61
Yield - Bu./Acre	30	84
Prod. - Bu.	593,500	69
Farm Value	\$1,365,100	70
Irrigated Acres Harv.	2/	
Yield - Bu./Acre	2/	
Prod. - Bu.	2/	
Non-Irrigated Acres Harv.	2/	
Yield - Bu./Acre	2/	
Prod. - Bu.	2/	
Acres Harv. For Silage	2/	
Yield - Tons/Acre	2/	
Prod. - Tons	2/	
Farm Value	2/	

Sunflowers, 2002

Acres Planted	2/
Acres Harvested	2/
Yield - LB./Acre	2/
Prod. - LB.	2/
Farm Value	2/

Soybeans, 2002

Acres Planted	12,700	62
Acres Harvested	10,900	61
Yield - Bu./Acre	45	9
Prod. - Bu.	490,500	52
Farm Value	\$2,614,000	52
Irrigated Acres Harv.	2/	
Yield - Bu./Acre	2/	
Prod. - Bu.	2/	
Non-Irrigated Acres Harv.	2/	
Yield - Bu./Acre	2/	
Prod. - Bu.	2/	

Alfalfa Hay, 2002

Acres Harvested	6,600	50
Yield - Tons/Acre	5.0	14
Prod. - Tons	33,000	30
Farm Value	\$3,217,500	30

All Other Hay, 2002

Acres Harvested	8,700	73
Yield - Tons/Acre	1.6	36
Prod. - Tons	14,000	70
Farm Value	\$1,022,000	70

All Hay, 2002

Acres Harvested	15,300	78
Yield - Tons/Acre	3.1	16
Prod. - Tons	47,000	64
Farm Value	\$4,239,500	61
Pasture Acreage-1997 Census Of Ag	168,000	43

Cattle Inventory, Jan. 1, 2003 4/

All Cattle	77,000	18
Cows That Have Calved	15,150	51
Beef	3/	
Milk	3/	
Other Cattle	61,850	18
Cattle On Feed	3/	
Calves Born In 2002	14,400	51

Cattle Inventory Value 4/

Cattle & Calves, Jan. 1, 2003	\$51,590,000	16
-------------------------------	--------------	----

Production 1/

Milk, 2002 (1,000 Lbs.)	3/
Farm Value	3/

1/ Due to the State budget difficulties, hogs, sheep, and poultry value of production are not available at the county level.

2/ Data not published for all practices because of insufficient reports or relative unimportance of some practices.

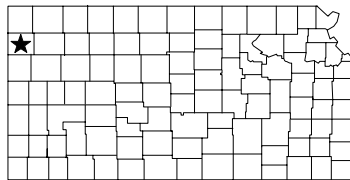
3/ Data not published to avoid disclosure of individual reports.

4/ Due to the State budget difficulties, hogs, sheep, and poultry inventories and inventory value are not available at the county level.

09/08/03/179

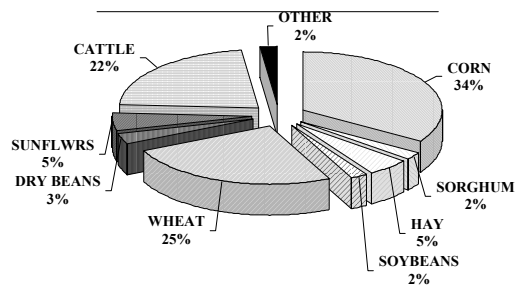
09/08/03/179

FARM FACTS 2002-2003



Rank in
State

VALUE OF PRODUCTION 1/ SHERMAN COUNTY



<u>Sorghum, 2002</u>		
Acres Planted	26,400	61
Acres Harv. For Grain	9,300	79
Yield - Bu./Acre	22	100
Prod. - Bu.	207,700	91
Farm Value	\$477,700	93
Irrigated Acres Harv.	2/	
Yield - Bu./Acre	2/	
Prod. - Bu.	2/	
Non-Irrigated Acres Harv.	2/	
Yield - Bu./Acre	2/	
Prod. - Bu.	2/	
Acres Harv. For Silage	2/	
Yield - Tons/Acre	2/	
Prod. - Tons	2/	
Farm Value	2/	

<u>Sunflowers, 2002</u>		
Acres Planted	23,700	1
Acres Harvested	12,000	1
Yield - LB./Acre	875	20
Prod. - LB.	10,498,800	2
Farm Value	\$1,315,900	1

<u>Soybeans, 2002</u>		
Acres Planted	8,100	71
Acres Harvested	7,900	67
Yield - Bu./Acre	39	14
Prod. - Bu.	305,600	62
Farm Value	\$1,628,000	62
Irrigated Acres Harv.	2/	
Yield - Bu./Acre	2/	
Prod. - Bu.	2/	
Non-Irrigated Acres Harv.	2/	
Yield - Bu./Acre	2/	
Prod. - Bu.	2/	

<u>Alfalfa Hay, 2002</u>		
Acres Harvested	5,700	59
Yield - Tons/Acre	3.7	29
Prod. - Tons	21,000	54
Farm Value	\$2,047,500	54

<u>All Other Hay, 2002</u>		
Acres Harvested	6,700	81
Yield - Tons/Acre	1.3	69
Prod. - Tons	8,800	84
Farm Value	\$642,500	84

<u>All Hay, 2002</u>		
Acres Harvested	12,400	87
Yield - Tons/Acre	2.4	32
Prod. - Tons	29,800	90
Farm Value	\$2,690,000	90
Pasture Acreage-1997 Census Of Ag	139,000	60

<u>Cattle Inventory, Jan. 1, 2003 4/</u>		
All Cattle	32,000	82
Cows That Have Calved	7,400	96
Beef	7,400	89
Other Cattle	24,600	60
Cattle On Feed	13,300	36
Calves Born In 2002	6,900	97

<u>Cattle Inventory Value 4/</u>		
Cattle & Calves, Jan. 1, 2003	\$21,440,000	80

<u>Production 1/</u>		
Milk, 2002 (1,000 Lbs.)	3/	
Farm Value	3/	

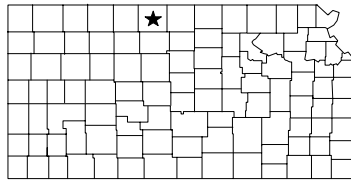
- 1/ Due to the State budget difficulties, hogs, sheep, and poultry value of production are not available at the county level.
- 2/ Data not published for all practices because of insufficient reports or relative unimportance of some practices.
- 3/ Data not published to avoid disclosure of individual reports.
- 4/ Due to the State budget difficulties, hogs, sheep, and poultry inventories and inventory value are not available at the county level.

		Rank in State
Census Population, 2000	6,760	58
No. Of Farms, 2002	490	63
Land in Farms, 2002 (Acres)	634,000	11
Acres Harvested, 2002	249,180	26
Farm Value of Crops Harv., 2002	\$36,065,900	29
Value of Cattle & Milk Prod, 2002	\$13,477,200	64
Precipitation Jan.-Dec., 2002 (In.)	11.02	100
Precipitation 30 Year Average (In.)	18.20	97

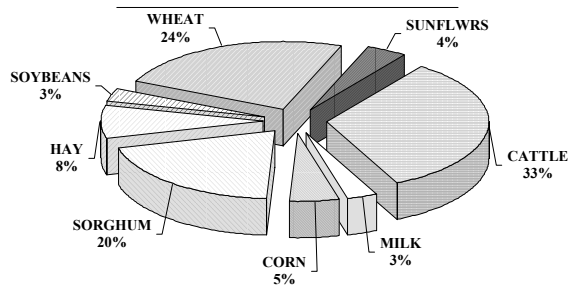
<u>Wheat, 2002</u>		
Acres Seeded in 2001	162,000	14
Acres Harvested in 2002	138,900	14
Yield - Bu./Acre	26	87
Prod - Bu.	3,557,000	28
Farm Value	\$12,105,000	28
Irrigated Acres Harv.	16,000	10
Yield - Bu./Acre	45	7
Prod. - Bu.	727,900	9
Cont. Crop Dryland Acres Harv.	19,000	56
Yield - Bu./Acre	24	72
Prod. - Bu.	447,700	58
Summer Fallow Acres Harv.	103,900	4
Yield - Bu./Acre	23	50
Prod. - Bu.	2,381,400	12

<u>Corn, 2002</u>		
Acres Planted	94,200	6
Acres Harv. For Grain	59,000	14
Yield - Bu./Acre	111	38
Prod. - Bu.	6,525,000	15
Farm Value	\$16,375,300	16
Irrigated Acres Harv.	54,000	10
Yield - Bu./Acre	118	59
Prod. - Bu.	6,350,000	15
Non-Irrigated Acres Harv.	5,000	26
Yield - Bu./Acre	35	20
Prod. - Bu.	175,000	24
Acres Harv. For Silage	2,000	58
Yield - Tons/Acre	6.0	72
Prod. - Tons	12,000	65
Farm Value	\$236,200	63

FARM FACTS 2002-2003



VALUE OF PRODUCTION 1/ SMITH COUNTY



Rank in
State

Census Population, 2000	4,536	74
No. Of Farms, 2002	590	43
Land in Farms, 2002 (Acres)	549,000	26
Acres Harvested, 2002	215,910	38
Farm Value of Crops Harv., 2002	\$25,297,400	49
Value of Cattle & Milk Prod, 2002	\$16,646,500	48
Precipitation Jan.-Dec., 2002 (In.)	19.08	63
Precipitation 30 Year Average (In.)	23.84	67

Wheat, 2002

Acres Seeded in 2001	138,500	22
Acres Harvested in 2002	110,300	29
Yield - Bu./Acre	32	60
Prod - Bu.	3,521,000	30
Farm Value	\$12,055,000	30
Irrigated Acres Harv.	2/	
Yield - Bu./Acre	2/	
Prod. - Bu.	2/	
Cont. Crop Dryland Acres Harv.	60,400	29
Yield - Bu./Acre	26	66
Prod. - Bu.	1,562,400	31
Summer Fallow Acres Harv.	49,900	27
Yield - Bu./Acre	39	12
Prod. - Bu.	1,958,600	16

Corn, 2002

Acres Planted	11,400	75
Acres Harv. For Grain	3,700	88
Yield - Bu./Acre	83	62
Prod. - Bu.	307,000	88
Farm Value	\$736,700	88
Irrigated Acres Harv.	1,900	52
Yield - Bu./Acre	132	50
Prod. - Bu.	250,000	57
Non-Irrigated Acres Harv.	1,800	41
Yield - Bu./Acre	32	26
Prod. - Bu.	57,000	39
Acres Harv. For Silage	7,200	18
Yield - Tons/Acre	4.9	79
Prod. - Tons	35,000	36
Farm Value	\$649,600	37

Sorghum, 2002

Acres Planted	59,000	23
Acres Harv. For Grain	48,500	21
Yield - Bu./Acre	44	56
Prod. - Bu.	2,139,500	20
Farm Value	\$5,156,400	19
Irrigated Acres Harv.	1,000	34
Yield - Bu./Acre	103	7
Prod. - Bu.	102,800	33
Non-Irrigated Acres Harv.	47,500	14
Yield - Bu./Acre	43	45
Prod. - Bu.	2,036,700	12
Acres Harv. For Silage	3,100	5
Yield - Tons/Acre	2.6	18
Prod. - Tons	8,000	8
Farm Value	\$124,300	9

Sunflowers, 2002

Acres Planted	10,600	2
Acres Harvested	9,900	2
Yield - LB./Acre	1,087	9
Prod. - LB.	10,759,100	1
Farm Value	\$1,240,900	2

Soybeans, 2002

Acres Planted	13,300	61
Acres Harvested	7,200	69
Yield - Bu./Acre	28	34
Prod. - Bu.	198,000	71
Farm Value	\$1,051,000	71
Irrigated Acres Harv.	2/	
Yield - Bu./Acre	2/	
Prod. - Bu.	2/	
Non-Irrigated Acres Harv.	2/	
Yield - Bu./Acre	2/	
Prod. - Bu.	2/	

Alfalfa Hay, 2002

Acres Harvested	9,600	32
Yield - Tons/Acre	3.0	56
Prod. - Tons	28,400	38
Farm Value	\$2,769,000	38

All Other Hay, 2002

Acres Harvested	14,800	54
Yield - Tons/Acre	1.3	69
Prod. - Tons	18,600	58
Farm Value	\$1,358,000	58

All Hay, 2002

Acres Harvested	24,400	59
Yield - Tons/Acre	1.9	56
Prod. - Tons	47,000	64
Farm Value	\$4,127,000	63
Pasture Acreage-1997 Census Of Ag	178,000	37

Cattle Inventory, Jan. 1, 2003 4/

All Cattle	50,000	48
Cows That Have Calved	21,200	22
Beef	20,600	21
Milk	600	27
Other Cattle	28,800	52
Cattle On Feed	3/	
Calves Born In 2002	20,300	18

Cattle Inventory Value 4/

Cattle & Calves, Jan. 1, 2003	\$33,500,000	46
-------------------------------	--------------	----

Production 1/

Milk, 2002 (1,000 Lbs.)	9,200	15
Farm Value	\$1,076,000	15

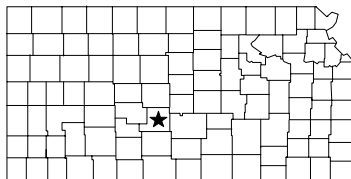
1/ Due to the State budget difficulties, hogs, sheep, and poultry value of production are not available at the county level.

2/ Data not published for all practices because of insufficient reports or relative unimportance of some practices.

3/ Data not published to avoid disclosure of individual reports.

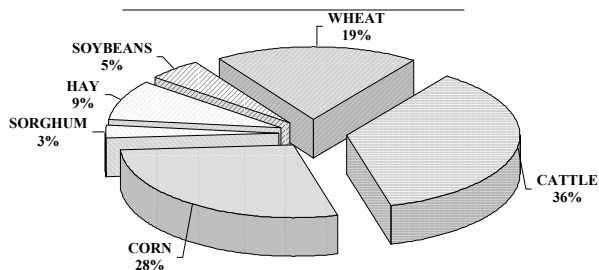
4/ Due to the State budget difficulties, hogs, sheep, and poultry inventories and inventory value are not available at the county level.

FARM FACTS 2002-2003



Rank in
State

VALUE OF PRODUCTION 1/ STAFFORD COUNTY



185

Rank in
State

Census Population, 2000	4,789	72
No. Of Farms, 2002	470	67
Land in Farms, 2002 (Acres)	450,000	53
Acres Harvested, 2002	271,100	19
Farm Value of Crops Harv., 2002	\$55,317,500	9
Value of Cattle & Milk Prod, 2002	\$25,677,600	28
Precipitation Jan.-Dec., 2002 (In.)	30.06	28
Precipitation 30 Year Average (In.)	24.46	66

Wheat, 2002

Acres Seeded in 2001	135,000	23
Acres Harvested in 2002	127,600	16
Yield - Bu./Acre	32	60
Prod - Bu.	4,075,000	21
Farm Value	\$14,155,000	21
Irrigated Acres Harv.	9,800	19
Yield - Bu./Acre	52	4
Prod. - Bu.	512,200	14
Cont. Crop Dryland Acres Harv.	92,000	18
Yield - Bu./Acre	30	60
Prod. - Bu.	2,747,300	24
Summer Fallow Acres Harv.	25,800	39
Yield - Bu./Acre	32	27
Prod. - Bu.	815,500	38

Corn, 2002

Acres Planted	62,000	17
Acres Harv. For Grain	54,900	17
Yield - Bu./Acre	151	14
Prod. - Bu.	8,300,000	11
Farm Value	\$20,414,900	12
Irrigated Acres Harv.	45,400	13
Yield - Bu./Acre	176	8
Prod. - Bu.	8,000,000	11
Non-Irrigated Acres Harv.	9,500	14
Yield - Bu./Acre	32	26
Prod. - Bu.	300,000	19
Acres Harv. For Silage	5,100	28
Yield - Tons/Acre	11.2	18
Prod. - Tons	57,000	20
Farm Value	\$1,092,600	20

Sorghum, 2002

Acres Planted	33,500	53
Acres Harv. For Grain	29,100	44
Yield - Bu./Acre	47	49
Prod. - Bu.	1,372,500	39
Farm Value	\$3,211,700	39
Irrigated Acres Harv.	1,800	26
Yield - Bu./Acre	99	12
Prod. - Bu.	178,900	27
Non-Irrigated Acres Harv.	27,300	26
Yield - Bu./Acre	44	43
Prod. - Bu.	1,193,600	22
Acres Harv. For Silage	4,000	3
Yield - Tons/Acre	7.3	4
Prod. - Tons	29,300	2
Farm Value	\$470,100	2

Sunflowers, 2002

Acres Planted	2/
Acres Harvested	2/
Yield - LB./Acre	2/
Prod. - LB.	2/
Farm Value	2/

Soybeans, 2002

Acres Planted	20,600	50
Acres Harvested	20,200	44
Yield - Bu./Acre	60	1
Prod. - Bu.	1,207,900	12
Farm Value	\$6,484,000	12
Irrigated Acres Harv.	18,800	3
Yield - Bu./Acre	62	1
Prod. - Bu.	1,165,900	1
Non-Irrigated Acres Harv.	1,400	19
Yield - Bu./Acre	30	1
Prod. - Bu.	42,000	17

Alfalfa Hay, 2002

Acres Harvested	20,000	9
Yield - Tons/Acre	4.2	20
Prod. - Tons	83,100	9
Farm Value	\$8,102,000	9

All Other Hay, 2002

Acres Harvested	9,200	71
Yield - Tons/Acre	1.7	30
Prod. - Tons	15,200	66
Farm Value	\$1,109,500	66

All Hay, 2002

Acres Harvested	29,200	49
Yield - Tons/Acre	3.4	14
Prod. - Tons	98,300	16
Farm Value	\$9,211,500	13
Pasture Acreage-1997 Census Of Ag	110,000	80

Cattle Inventory, Jan. 1, 2003 4/

All Cattle	65,000	29
Cows That Have Calved	10,200	84
Beef	10,200	79
Other Cattle	54,800	22
Cattle On Feed	3/	
Calves Born In 2002	10,300	78

Cattle Inventory Value 4/

Cattle & Calves, Jan. 1, 2003	\$43,550,000	27
-------------------------------	--------------	----

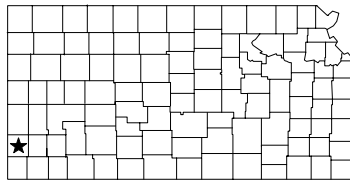
1/ Due to the State budget difficulties, hogs, sheep, and poultry value of production are not available at the county level.

2/ Data not published for all practices because of insufficient reports or relative unimportance of some practices.

3/ Data not published to avoid disclosure of individual reports.

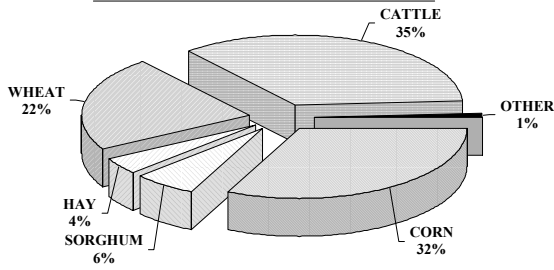
4/ Due to the State budget difficulties, hogs, sheep, and poultry inventories and inventory value are not available at the county level.

FARM FACTS 2002-2003



Rank in
State

VALUE OF PRODUCTION 1/ STANTON COUNTY



Rank in
State

Census Population, 2000	2,406	99
No. Of Farms, 2002	240	101
Land in Farms, 2002 (Acres)	422,000	65
Acres Harvested, 2002	169,210	58
Farm Value of Crops Harv., 2002	\$33,440,500	35
Value of Cattle & Milk Prod, 2002	\$40,354,600	13
Precipitation Jan.-Dec., 2002 (In.)	12.87	89
Precipitation 30 Year Average (In.)	14.70	105

Wheat, 2002

Acres Seeded in 2001	101,000	47
Acres Harvested in 2002	71,600	54
Yield - Bu./Acre	21	99
Prod. - Bu.	1,492,000	63
Farm Value	\$5,020,000	63
Irrigated Acres Harv.	30,100	4
Yield - Bu./Acre	30	40
Prod. - Bu.	905,000	8
Cont. Crop Dryland Acres Harv.	4,700	92
Yield - Bu./Acre	16	94
Prod. - Bu.	75,400	94
Summer Fallow Acres Harv.	36,800	33
Yield - Bu./Acre	14	64
Prod. - Bu.	511,600	44

Corn, 2002

Acres Planted	65,800	14
Acres Harv. For Grain	60,900	11
Yield - Bu./Acre	140	20
Prod. - Bu.	8,529,000	10
Farm Value	\$22,001,600	10
Irrigated Acres Harv.	58,200	7
Yield - Bu./Acre	146	34
Prod. - Bu.	8,485,000	10
Non-Irrigated Acres Harv.	2,700	34
Yield - Bu./Acre	16	61
Prod. - Bu.	44,000	42
Acres Harv. For Silage	2,800	46
Yield - Tons/Acre	10.0	30
Prod. - Tons	28,000	42
Farm Value	\$548,200	40

Sorghum, 2002

Acres Planted	63,000	22
Acres Harv. For Grain	22,900	57
Yield - Bu./Acre	35	75
Prod. - Bu.	810,000	59
Farm Value	\$1,879,200	60
Irrigated Acres Harv.	7,000	9
Yield - Bu./Acre	65	31
Prod. - Bu.	452,000	11
Non-Irrigated Acres Harv.	15,900	41
Yield - Bu./Acre	23	64
Prod. - Bu.	358,000	55
Acres Harv. For Silage	2/	
Yield - Tons/Acre	2/	
Prod. - Tons	2/	
Farm Value	2/	

Sunflowers, 2002

Acres Planted	1,500	31
Acres Harvested	1,400	32
Yield - LB./Acre	1,035	10
Prod. - LB.	1,448,300	28
Farm Value	\$161,700	28

Soybeans, 2002

Acres Planted	2/	
Acres Harvested	2/	
Yield - Bu./Acre	2/	
Prod. - Bu.	2/	
Farm Value	2/	
Irrigated Acres Harv.	2/	
Yield - Bu./Acre	2/	
Prod. - Bu.	2/	
Non-Irrigated Acres Harv.	2/	
Yield - Bu./Acre	2/	
Prod. - Bu.	2/	

Alfalfa Hay, 2002

Acres Harvested	6,200	53
Yield - Tons/Acre	5.5	10
Prod. - Tons	34,200	27
Farm Value	\$3,334,500	27

All Other Hay, 2002

Acres Harvested	1,300	105
Yield - Tons/Acre	1.8	22
Prod. - Tons	2,400	105
Farm Value	\$175,000	105

All Hay, 2002

Acres Harvested	7,500	97
Yield - Tons/Acre	4.9	7
Prod. - Tons	36,600	80
Farm Value	\$3,509,500	73
Pasture Acreage-1997 Census Of Ag	55,000	99

Cattle Inventory, Jan. 1, 2003 4/

All Cattle	70,000	23
Cows That Have Calved	11,100	81
Beef	3/	
Milk	3/	
Other Cattle	58,900	20
Cattle On Feed	47,600	15
Calves Born In 2002	9,700	85

Cattle Inventory Value 4/

Cattle & Calves, Jan. 1, 2003	\$46,900,000	21
-------------------------------	--------------	----

Production 1/

Milk, 2002 (1,000 Lbs.)	3/	
Farm Value	3/	

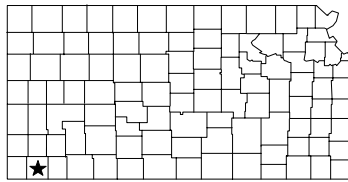
1/ Due to the State budget difficulties, hogs, sheep, and poultry value of production are not available at the county level.

2/ Data not published for all practices because of insufficient reports or relative unimportance of some practices.

3/ Data not published to avoid disclosure of individual reports.

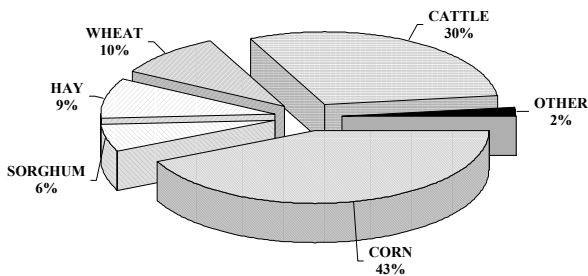
4/ Due to the State budget difficulties, hogs, sheep, and poultry inventories and inventory value are not available at the county level.

FARM FACTS 2002-2003



Rank in
State

VALUE OF PRODUCTION 1/ STEVENS COUNTY



Sorghum, 2002

Acres Planted	81,600	7
Acres Harv. For Grain	53,900	18
Yield - Bu./Acre	29	87
Prod. - Bu.	1,570,300	32
Farm Value	\$3,643,200	33
Irrigated Acres Harv.	8,800	6
Yield - Bu./Acre	61	32
Prod. - Bu.	538,100	7
Non-Irrigated Acres Harv.	45,100	17
Yield - Bu./Acre	23	64
Prod. - Bu.	1,032,200	27
Acres Harv. For Silage	2/	
Yield - Tons/Acre	2/	
Prod. - Tons	2/	
Farm Value	2/	

Sunflowers, 2002

Acres Planted	5,300	17
Acres Harvested	5,100	9
Yield - LB./Acre	1,374	3
Prod. - LB.	7,006,900	4
Farm Value	\$779,200	4

Soybeans, 2002

Acres Planted	5,900	77
Acres Harvested	4,600	79
Yield - Bu./Acre	34	22
Prod. - Bu.	158,300	74
Farm Value	\$843,000	74
Irrigated Acres Harv.	2/	
Yield - Bu./Acre	2/	
Prod. - Bu.	2/	
Non-Irrigated Acres Harv.	2/	
Yield - Bu./Acre	2/	
Prod. - Bu.	2/	

Alfalfa Hay, 2002

Acres Harvested	12,200	23
Yield - Tons/Acre	5.6	9
Prod. - Tons	68,800	12
Farm Value	\$6,708,000	12

All Other Hay, 2002

Acres Harvested	1,700	103
Yield - Tons/Acre	2.2	5
Prod. - Tons	3,700	100
Farm Value	\$270,000	100

All Hay, 2002

Acres Harvested	13,900	82
Yield - Tons/Acre	5.2	6
Prod. - Tons	72,500	34
Farm Value	\$6,978,000	23
Pasture Acreage-1997 Census Of Ag	113,000	78

Cattle Inventory, Jan. 1, 2003 4/

All Cattle	63,000	32
Cows That Have Calved	8,400	93
Beef	8,400	86
Other Cattle	54,600	23
Cattle On Feed	3/	
Calves Born In 2002	7,600	92

Cattle Inventory Value 4/

Cattle & Calves, Jan. 1, 2003	\$42,210,000	30
-------------------------------	--------------	----

Production 1/

Milk, 2002 (1,000 Lbs.)	3/	
Farm Value	3/	

1/ Due to the State budget difficulties, hogs, sheep, and poultry value of production are not available at the county level.

2/ Data not published for all practices because of insufficient reports or relative unimportance of some practices.

3/ Data not published to avoid disclosure of individual reports.

4/ Due to the State budget difficulties, hogs, sheep, and poultry inventories and inventory value are not available at the county level.

		Rank in State
Census Population, 2000	5,463	69
No. Of Farms, 2002	290	89
Land in Farms, 2002 (Acres)	459,000	49
Acres Harvested, 2002	235,400	30
Farm Value of Crops Harv., 2002	\$60,974,900	7
Value of Cattle & Milk Prod, 2002	\$24,131,800	32
Precipitation Jan.-Dec., 2002 (In.)	12.87	89
Precipitation 30 Year Average (In.)	18.54	96

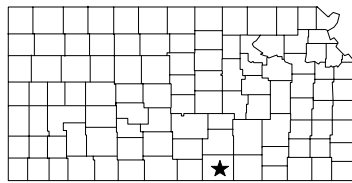
Wheat, 2002

Acres Seeded in 2001	87,000	60
Acres Harvested in 2002	45,800	68
Yield - Bu./Acre	36	41
Prod - Bu.	1,642,000	61
Farm Value	\$5,520,000	61
Irrigated Acres Harv.	35,700	3
Yield - Bu./Acre	42	15
Prod. - Bu.	1,510,200	4
Cont. Crop Dryland Acres Harv.	2,900	98
Yield - Bu./Acre	7	105
Prod. - Bu.	20,100	103
Summer Fallow Acres Harv.	7,200	58
Yield - Bu./Acre	16	63
Prod. - Bu.	111,700	66

Corn, 2002

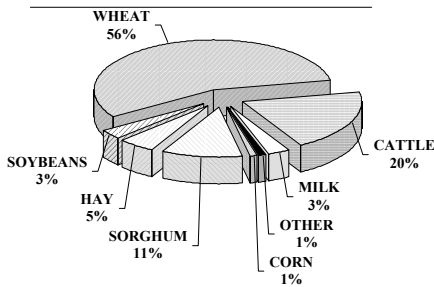
Acres Planted	95,700	5
Acres Harv. For Grain	93,800	3
Yield - Bu./Acre	165	11
Prod. - Bu.	15,478,000	2
Farm Value	\$39,927,300	2
Irrigated Acres Harv.	91,000	2
Yield - Bu./Acre	170	13
Prod. - Bu.	15,435,000	2
Non-Irrigated Acres Harv.	2,800	33
Yield - Bu./Acre	15	64
Prod. - Bu.	43,000	43
Acres Harv. For Silage	2/	
Yield - Tons/Acre	2/	
Prod. - Tons	2/	
Farm Value	2/	

FARM FACTS 2002-2003



Rank in
State

VALUE OF PRODUCTION 1/ SUMNER COUNTY



Rank in
State

Census Population, 2000	25,946	23
No. Of Farms, 2002	1,150	6
Land in Farms, 2002 (Acres)	700,000	5
Acres Harvested, 2002	542,060	1
Farm Value of Crops Harv., 2002	\$70,988,025	2
Value of Cattle & Milk Prod, 2002	\$12,801,200	69
Precipitation Jan.-Dec., 2002 (In.)	35.14	7
Precipitation 30 Year Average (In.)	32.26	39

Wheat, 2002

Acres Seeded in 2001	382,000	1
Acres Harvested in 2002	368,400	1
Yield - Bu./Acre	34	49
Prod - Bu.	12,702,000	1
Farm Value	\$44,120,000	1
Irrigated Acres Harv.	1,600	36
Yield - Bu./Acre	46	6
Prod. - Bu.	72,900	34
Cont. Crop Dryland Acres Harv.	353,200	1
Yield - Bu./Acre	34	47
Prod. - Bu.	12,133,000	1
Summer Fallow Acres Harv.	13,600	50
Yield - Bu./Acre	36	18
Prod. - Bu.	496,100	45

Corn, 2002

Acres Planted	7,500	87
Acres Harv. For Grain	5,500	81
Yield - Bu./Acre	82	63
Prod. - Bu.	450,000	80
Farm Value	\$1,106,800	80
Irrigated Acres Harv.	1,000	63
Yield - Bu./Acre	160	20
Prod. - Bu.	160,000	62
Non-Irrigated Acres Harv.	4,500	29
Yield - Bu./Acre	64	7
Prod. - Bu.	290,000	20
Acres Harv. For Silage	1,000	75
Yield - Tons/Acre	9.5	34
Prod. - Tons	9,500	71
Farm Value	\$182,100	70

Sorghum, 2002

Acres Planted	112,100	2
Acres Harv. For Grain	108,700	1
Yield - Bu./Acre	60	26
Prod. - Bu.	6,560,000	1
Farm Value	\$15,350,800	1
Irrigated Acres Harv.	2/	
Yield - Bu./Acre	2/	
Prod. - Bu.	2/	
Non-Irrigated Acres Harv.	2/	
Yield - Bu./Acre	2/	
Prod. - Bu.	2/	
Acres Harv. For Silage	2/	
Yield - Tons/Acre	2/	
Prod. - Tons	2/	
Farm Value	2/	

Sunflowers, 2002

Acres Planted	1,500	31
Acres Harvested	1,500	30
Yield - LB./Acre	1,092	8
Prod. - LB.	1,638,200	25
Farm Value	\$178,000	26

Soybeans, 2002

Acres Planted	25,600	43
Acres Harvested	25,300	42
Yield - Bu./Acre	31	27
Prod. - Bu.	784,300	33
Farm Value	\$4,210,000	36
Irrigated Acres Harv.	2,900	15
Yield - Bu./Acre	46	7
Prod. - Bu.	134,700	14
Non-Irrigated Acres Harv.	22,400	5
Yield - Bu./Acre	29	2
Prod. - Bu.	649,600	2

Alfalfa Hay, 2002

Acres Harvested	10,200	31
Yield - Tons/Acre	2.8	70
Prod. - Tons	29,000	36
Farm Value	\$2,827,500	36

All Other Hay, 2002

Acres Harvested	14,700	55
Yield - Tons/Acre	1.3	69
Prod. - Tons	19,600	54
Farm Value	\$1,431,000	54

All Hay, 2002

Acres Harvested	24,900	57
Yield - Tons/Acre	2.0	50
Prod. - Tons	48,600	62
Farm Value	\$4,258,500	60
Pasture Acreage-1997 Census Of Ag	132,000	65

Cattle Inventory, Jan. 1, 2003 4/

All Cattle	27,000	92
Cows That Have Calved	13,300	60
Beef	3/	
Milk	3/	
Other Cattle	13,700	92
Cattle On Feed	3/	
Calves Born In 2002	12,800	60

Cattle Inventory Value 4/

Cattle & Calves, Jan. 1, 2003	\$18,090,000	90
-------------------------------	--------------	----

Production 1/

Milk, 2002 (1,000 Lbs.)	3/
Farm Value	3/

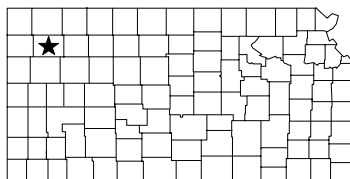
1/ Due to the State budget difficulties, hogs, sheep, and poultry value of production are not available at the county level.

2/ Data not published for all practices because of insufficient reports or relative unimportance of some practices.

3/ Data not published to avoid disclosure of individual reports.

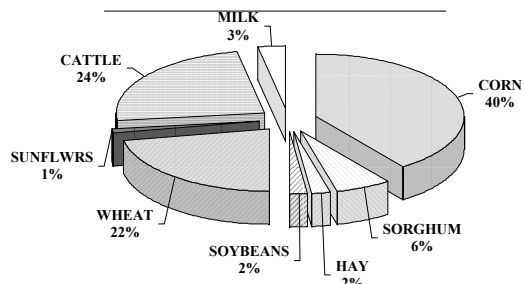
4/ Due to the State budget difficulties, hogs, sheep, and poultry inventories and inventory value are not available at the county level.

FARM FACTS 2002-2003



Rank in
State

VALUE OF PRODUCTION 1/ THOMAS COUNTY



Rank in
State

Census Population, 2000	8,180	50
No. Of Farms, 2002	540	49
Land in Farms, 2002 (Acres)	707,000	4
Acres Harvested, 2002	299,430	9
Farm Value of Crops Harv., 2002	\$48,885,600	12
Value of Cattle & Milk Prod, 2002	\$25,135,700	29
Precipitation Jan.-Dec., 2002 (In.)	12.69	93
Precipitation 30 Year Average (In.)	19.14	92

Wheat, 2002

Acres Seeded in 2001	195,000	6
Acres Harvested in 2002	165,700	7
Yield - Bu./Acre	31	69
Prod - Bu.	5,067,000	10
Farm Value	\$17,240,000	13
Irrigated Acres Harv.	9,200	20
Yield - Bu./Acre	44	12
Prod. - Bu.	400,700	20
Cont. Crop Dryland Acres Harv.	17,200	59
Yield - Bu./Acre	27	64
Prod. - Bu.	464,400	57
Summer Fallow Acres Harv.	139,300	1
Yield - Bu./Acre	30	32
Prod. - Bu.	4,201,900	1

Corn, 2002

Acres Planted	105,200	3
Acres Harv. For Grain	68,900	8
Yield - Bu./Acre	128	27
Prod. - Bu.	8,841,000	9
Farm Value	\$22,187,600	9
Irrigated Acres Harv.	66,200	6
Yield - Bu./Acre	132	50
Prod. - Bu.	8,745,000	9
Non-Irrigated Acres Harv.	2,700	34
Yield - Bu./Acre	36	18
Prod. - Bu.	96,000	33
Acres Harv. For Silage	11,900	6
Yield - Tons/Acre	10.1	29
Prod. - Tons	120,000	5
Farm Value	\$2,361,800	5

Sorghum, 2002

Acres Planted	55,300	28
Acres Harv. For Grain	19,900	60
Yield - Bu./Acre	32	82
Prod. - Bu.	646,000	67
Farm Value	\$1,485,800	68
Irrigated Acres Harv.	2/	
Yield - Bu./Acre	2/	
Prod. - Bu.	2/	
Non-Irrigated Acres Harv.	2/	
Yield - Bu./Acre	2/	
Prod. - Bu.	2/	
Acres Harv. For Silage	2/	
Yield - Tons/Acre	2/	
Prod. - Tons	2/	
Farm Value	2/	

Sunflowers, 2002

Acres Planted	8,200	4
Acres Harvested	3,800	16
Yield - LB./Acre	514	32
Prod. - LB.	1,952,700	22
Farm Value	\$243,700	22

Soybeans, 2002

Acres Planted	21,100	48
Acres Harvested	15,700	55
Yield - Bu./Acre	40	13
Prod. - Bu.	628,000	42
Farm Value	\$3,346,000	44
Irrigated Acres Harv.	2/	
Yield - Bu./Acre	2/	
Prod. - Bu.	2/	
Non-Irrigated Acres Harv.	2/	
Yield - Bu./Acre	2/	
Prod. - Bu.	2/	

Alfalfa Hay, 2002

Acres Harvested	3,000	88
Yield - Tons/Acre	4.2	20
Prod. - Tons	12,700	75
Farm Value	\$1,238,000	75

All Other Hay, 2002

Acres Harvested	7,700	78
Yield - Tons/Acre	1.1	90
Prod. - Tons	8,100	86
Farm Value	\$591,000	86

All Hay, 2002

Acres Harvested	10,700	91
Yield - Tons/Acre	1.9	56
Prod. - Tons	20,800	97
Farm Value	\$1,829,000	96
Pasture Acreage-1997 Census Of Ag	101,000	85

Cattle Inventory, Jan. 1, 2003 4/

All Cattle	55,000	42
Cows That Have Calved	11,750	75
Beef	3/	
Milk	3/	
Other Cattle	43,250	34
Cattle On Feed	19,100	27
Calves Born In 2002	10,100	81

Cattle Inventory Value 4/

Cattle & Calves, Jan. 1, 2003	\$36,850,000	40
-------------------------------	--------------	----

Production 1/

Milk, 2002 (1,000 Lbs.)	3/	
Farm Value	3/	

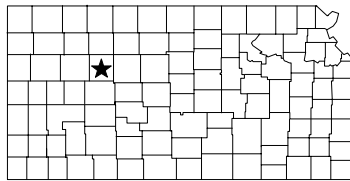
1/ Due to the State budget difficulties, hogs, sheep, and poultry value of production are not available at the county level.

2/ Data not published for all practices because of insufficient reports or relative unimportance of some practices.

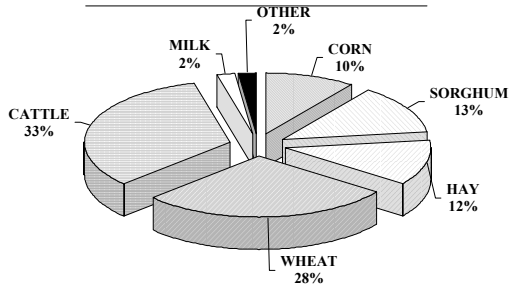
3/ Data not published to avoid disclosure of individual reports.

4/ Due to the State budget difficulties, hogs, sheep, and poultry inventories and inventory value are not available at the county level.

FARM FACTS 2002-2003



VALUE OF PRODUCTION 1/ TREGO COUNTY



Rank in State

Census Population, 2000	3,319	87
No. Of Farms, 2002	430	73
Land in Farms, 2002 (Acres)	495,000	39
Acres Harvested, 2002	163,510	63
Farm Value of Crops Harv., 2002	\$18,981,500	69
Value of Cattle & Milk Prod, 2002	\$10,908,700	81
Precipitation Jan.-Dec., 2002 (In.)	12.82	92
Precipitation 30 Year Average (In.)	22.28	76

Wheat, 2002

Acres Seeded in 2001	100,500	49
Acres Harvested in 2002	97,500	38
Yield - Bu./Acre	31	69
Prod - Bu.	3,001,000	40
Farm Value	\$10,185,000	41
Irrigated Acres Harv.	600	43
Yield - Bu./Acre	35	34
Prod. - Bu.	21,100	43
Cont. Crop Dryland Acres Harv.	19,900	54
Yield - Bu./Acre	28	62
Prod. - Bu.	562,600	52
Summer Fallow Acres Harv.	77,000	14
Yield - Bu./Acre	31	29
Prod. - Bu.	2,417,300	10

Corn, 2002

Acres Planted	8,600	81
Acres Harv. For Grain	7,400	75
Yield - Bu./Acre	77	68
Prod. - Bu.	570,000	74
Farm Value	\$1,453,300	72
Irrigated Acres Harv.	3,200	47
Yield - Bu./Acre	140	40
Prod. - Bu.	448,000	47
Non-Irrigated Acres Harv.	4,200	31
Yield - Bu./Acre	29	34
Prod. - Bu.	122,000	29
Acres Harv. For Silage	600	85
Yield - Tons/Acre	5.8	76
Prod. - Tons	3,500	88
Farm Value	\$69,600	88

Sorghum, 2002

Acres Planted	42,200	41
Acres Harv. For Grain	39,200	31
Yield - Bu./Acre	43	58
Prod. - Bu.	1,674,500	31
Farm Value	\$3,951,900	31
Irrigated Acres Harv.	2/	
Yield - Bu./Acre	2/	
Prod. - Bu.	2/	
Non-Irrigated Acres Harv.	2/	
Yield - Bu./Acre	2/	
Prod. - Bu.	2/	
Acres Harv. For Silage	2/	
Yield - Tons/Acre	2/	
Prod. - Tons	2/	
Farm Value	2/	

Sunflowers, 2002

Acres Planted	2/
Acres Harvested	2/
Yield - LB./Acre	2/
Prod. - LB.	2/
Farm Value	2/

Soybeans, 2002

Acres Planted	1,900	93
Acres Harvested	1,700	91
Yield - Bu./Acre	30	31
Prod. - Bu.	51,000	86
Farm Value	\$272,000	86
Irrigated Acres Harv.	2/	
Yield - Bu./Acre	2/	
Prod. - Bu.	2/	
Non-Irrigated Acres Harv.	2/	
Yield - Bu./Acre	2/	
Prod. - Bu.	2/	

Alfalfa Hay, 2002

Acres Harvested	3,900	74
Yield - Tons/Acre	3.5	37
Prod. - Tons	13,700	72
Farm Value	\$1,336,000	72

All Other Hay, 2002

Acres Harvested	9,700	68
Yield - Tons/Acre	1.6	36
Prod. - Tons	15,600	63
Farm Value	\$1,139,000	63

All Hay, 2002

Acres Harvested	13,600	84
Yield - Tons/Acre	2.2	39
Prod. - Tons	29,300	91
Farm Value	\$2,475,000	92
Pasture Acreage-1997 Census Of Ag	192,000	33

Cattle Inventory, Jan. 1, 2003 4/

All Cattle	38,000	68
Cows That Have Calved	14,100	58
Beef	3/	
Milk	3/	
Other Cattle	23,900	61
Cattle On Feed	3/	
Calves Born In 2002	13,400	57

Cattle Inventory Value 4/

Cattle & Calves, Jan. 1, 2003	\$25,460,000	67
-------------------------------	--------------	----

Production 1/

Milk, 2002 (1,000 Lbs.)	3/
Farm Value	3/

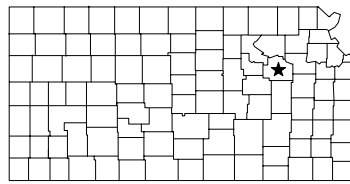
1/ Due to the State budget difficulties, hogs, sheep, and poultry value of production are not available at the county level.

2/ Data not published for all practices because of insufficient reports or relative unimportance of some practices.

3/ Data not published to avoid disclosure of individual reports.

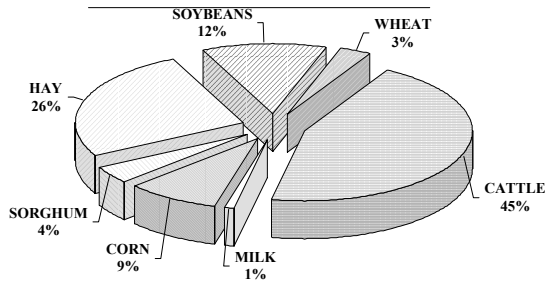
4/ Due to the State budget difficulties, hogs, sheep, and poultry inventories and inventory value are not available at the county level.

FARM FACTS 2002-2003



Rank in
State

VALUE OF PRODUCTION 1/ WABAUNSEE COUNTY



197

Rank in
State

Census Population, 2000	6,885	57
No. Of Farms, 2002	600	42
Land in Farms, 2002 (Acres)	437,000	59
Acres Harvested, 2002	113,720	91
Farm Value of Crops Harv., 2002	\$14,914,700	84
Value of Cattle & Milk Prod, 2002	\$15,617,900	53
Precipitation Jan.-Dec., 2002 (In.)	29.96	30
Precipitation 30 Year Average (In.)	35.61	27

Wheat, 2002

Acres Seeded in 2001	6,700	95
Acres Harvested in 2002	6,600	95
Yield - Bu./Acre	38	33
Prod - Bu.	249,000	95
Farm Value	\$870,000	95
Irrigated Acres Harv.	2/	
Yield - Bu./Acre	2/	
Prod. - Bu.	2/	
Cont. Crop Dryland Acres Harv.	6,600	84
Yield - Bu./Acre	38	33
Prod. - Bu.	249,000	74
Summer Fallow Acres Harv.	2/	
Yield - Bu./Acre	2/	
Prod. - Bu.	2/	

Corn, 2002

Acres Planted	16,900	65
Acres Harv. For Grain	12,000	60
Yield - Bu./Acre	55	92
Prod. - Bu.	664,000	69
Farm Value	\$1,520,300	69
Irrigated Acres Harv.	2,000	51
Yield - Bu./Acre	140	40
Prod. - Bu.	280,000	52
Non-Irrigated Acres Harv.	10,000	13
Yield - Bu./Acre	38	15
Prod. - Bu.	384,000	16
Acres Harv. For Silage	4,800	30
Yield - Tons/Acre	9.0	40
Prod. - Tons	43,000	31
Farm Value	\$723,500	33

Sorghum, 2002

Acres Planted	10,600	78
Acres Harv. For Grain	9,600	78
Yield - Bu./Acre	52	39
Prod. - Bu.	497,200	76
Farm Value	\$1,183,400	75
Irrigated Acres Harv.	2/	
Yield - Bu./Acre	2/	
Prod. - Bu.	2/	
Non-Irrigated Acres Harv.	9,600	53
Yield - Bu./Acre	52	34
Prod. - Bu.	497,200	45
Acres Harv. For Silage	2/	
Yield - Tons/Acre	2/	
Prod. - Tons	2/	
Farm Value	2/	

Sunflowers, 2002

Acres Planted	2/	
Acres Harvested	2/	
Yield - LB./Acre	2/	
Prod. - LB.	2/	
Farm Value	2/	

Soybeans, 2002

Acres Planted	26,600	41
Acres Harvested	25,900	40
Yield - Bu./Acre	22	55
Prod. - Bu.	569,800	46
Farm Value	\$3,105,000	46
Irrigated Acres Harv.	2/	
Yield - Bu./Acre	2/	
Prod. - Bu.	2/	
Non-Irrigated Acres Harv.	2/	
Yield - Bu./Acre	2/	
Prod. - Bu.	2/	

Alfalfa Hay, 2002

Acres Harvested	12,400	22
Yield - Tons/Acre	2.9	64
Prod. - Tons	36,500	25
Farm Value	\$3,559,000	25

All Other Hay, 2002

Acres Harvested	41,800	17
Yield - Tons/Acre	1.3	69
Prod. - Tons	53,000	23
Farm Value	\$3,869,000	23

All Hay, 2002

Acres Harvested	54,200	12
Yield - Tons/Acre	1.7	72
Prod. - Tons	89,500	21
Farm Value	\$7,428,000	18
Pasture Acreage-1997 Census Of Ag	339,000	8

Cattle Inventory, Jan. 1, 2003 4/

All Cattle	51,000	46
Cows That Have Calved	22,450	18
Beef	3/	
Milk	3/	
Other Cattle	28,550	53
Cattle On Feed	3/	
Calves Born In 2002	21,500	13

Cattle Inventory Value 4/

Cattle & Calves, Jan. 1, 2003	\$34,170,000	44
-------------------------------	--------------	----

Production 1/

Milk, 2002 (1,000 Lbs.)	3/	
Farm Value	3/	

1/ Due to the State budget difficulties, hogs, sheep, and poultry value of production are not available at the county level.

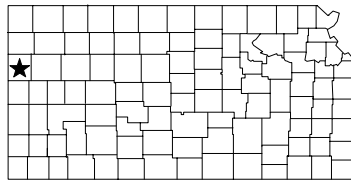
2/ Data not published for all practices because of insufficient reports or relative unimportance of some practices.

3/ Data not published to avoid disclosure of individual reports.

4/ Due to the State budget difficulties, hogs, sheep, and poultry inventories and inventory value are not available at the county level.

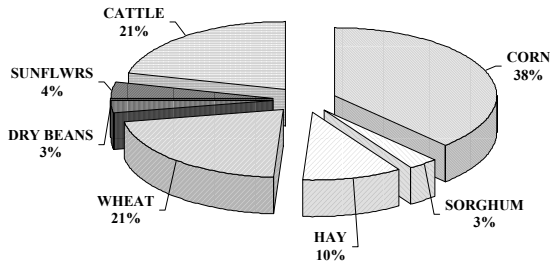
09/08/03/197

FARM FACTS 2002-2003



Rank in
State

VALUE OF PRODUCTION 1/ WALLACE COUNTY



Sorghum, 2002

Acres Planted	15,900	72
Acres Harv. For Grain	4,200	90
Yield - Bu./Acre	24	96
Prod. - Bu.	100,800	99
Farm Value	\$237,900	99
Irrigated Acres Harv.	1,200	31
Yield - Bu./Acre	36	39
Prod. - Bu.	43,500	38
Non-Irrigated Acres Harv.	3,000	67
Yield - Bu./Acre	19	70
Prod. - Bu.	57,300	75
Acres Harv. For Silage	2/	
Yield - Tons/Acre	2/	
Prod. - Tons	2/	
Farm Value	2/	

Sunflowers, 2002

Acres Planted	5,900	14
Acres Harvested	2,500	21
Yield - LB./Acre	1,574	1
Prod. - LB.	3,936,200	12
Farm Value	\$469,200	12

Soybeans, 2002

Acres Planted	2/	
Acres Harvested	2/	
Yield - Bu./Acre	2/	
Prod. - Bu.	2/	
Farm Value	2/	
Irrigated Acres Harv.	2/	
Yield - Bu./Acre	2/	
Prod. - Bu.	2/	
Non-Irrigated Acres Harv.	2/	
Yield - Bu./Acre	2/	
Prod. - Bu.	2/	

Alfalfa Hay, 2002

Acres Harvested	1,900	99
Yield - Tons/Acre	3.4	40
Prod. - Tons	6,500	95
Farm Value	\$634,000	95

All Other Hay, 2002

Acres Harvested	9,700	68
Yield - Tons/Acre	1.2	83
Prod. - Tons	11,800	76
Farm Value	\$861,500	76

All Hay, 2002

Acres Harvested	11,600	89
Yield - Tons/Acre	1.6	80
Prod. - Tons	18,300	99
Farm Value	\$1,495,500	100
Pasture Acreage-1997 Census Of Ag	218,000	23

Cattle Inventory, Jan. 1, 2003 4/

All Cattle	17,000	104
Cows That Have Calved	7,400	96
Beef	7,400	91
Other Cattle	9,600	104
Cattle On Feed	3/	
Calves Born In 2002	6,700	98

Cattle Inventory Value 4/

Cattle & Calves, Jan. 1, 2003	\$11,390,000	102
-------------------------------	--------------	-----

1/ Due to the State budget difficulties, hogs, sheep, and poultry value of production are not available at the county level.

2/ Data not published for all practices because of insufficient reports or relative unimportance of some practices.

3/ Data not published to avoid disclosure of individual reports.

4/ Due to the State budget difficulties, hogs, sheep, and poultry inventories and inventory value are not available at the county level.

09/08/03/199

		Rank in State
Census Population, 2000	1,749	104
No. Of Farms, 2002	270	95
Land in Farms, 2002 (Acres)	485,000	43
Acres Harvested, 2002	127,840	83
Farm Value of Crops Harv., 2002	\$17,165,700	76
Value of Cattle & Milk Prod, 2002	\$5,105,100	104
Precipitation Jan.-Dec., 2002 (In.)	13.49	86
Precipitation 30 Year Average (In.)	19.11	94

Wheat, 2002

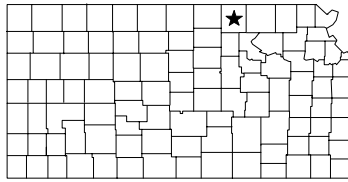
Acres Seeded in 2001	91,000	57
Acres Harvested in 2002	64,400	58
Yield - Bu./Acre	20	101
Prod - Bu.	1,303,000	68
Farm Value	\$4,420,000	68
Irrigated Acres Harv.	11,300	15
Yield - Bu./Acre	30	40
Prod. - Bu.	337,000	21
Cont. Crop Dryland Acres Harv.	8,100	76
Yield - Bu./Acre	18	87
Prod. - Bu.	145,700	91
Summer Fallow Acres Harv.	45,000	29
Yield - Bu./Acre	18	59
Prod. - Bu.	820,300	37

Corn, 2002

Acres Planted	53,000	22
Acres Harv. For Grain	33,000	24
Yield - Bu./Acre	103	45
Prod. - Bu.	3,383,000	24
Farm Value	\$8,625,300	23
Irrigated Acres Harv.	29,200	18
Yield - Bu./Acre	113	60
Prod. - Bu.	3,298,000	21
Non-Irrigated Acres Harv.	3,800	32
Yield - Bu./Acre	22	52
Prod. - Bu.	85,000	34
Acres Harv. For Silage	8,000	17
Yield - Tons/Acre	7.5	55
Prod. - Tons	60,000	19
Farm Value	\$1,193,100	19

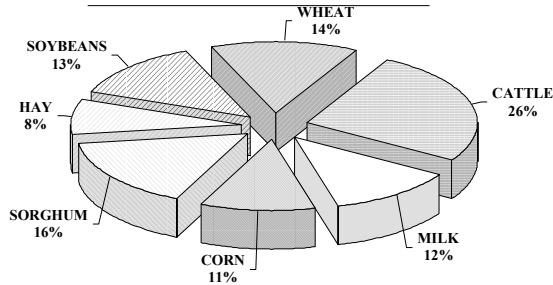
09/08/03/199

FARM FACTS 2002-2003



Rank in
State

VALUE OF PRODUCTION 1/ WASHINGTON COUNTY



Rank in
State

Census Population, 2000	6,483	61
No. Of Farms, 2002	820	22
Land in Farms, 2002 (Acres)	533,000	30
Acres Harvested, 2002	289,500	10
Farm Value of Crops Harv., 2002	\$37,947,400	26
Value of Cattle & Milk Prod, 2002	\$25,823,400	27
Precipitation Jan.-Dec., 2002 (In.)	20.13	60
Precipitation 30 Year Average (In.)	31.80	41

Wheat, 2002

Acres Seeded in 2001	80,500	64
Acres Harvested in 2002	79,800	50
Yield - Bu./Acre	49	7
Prod - Bu.	3,891,000	23
Farm Value	\$13,320,000	23
Irrigated Acres Harv.	2/	
Yield - Bu./Acre	2/	
Prod. - Bu.	2/	
Cont. Crop Dryland Acres Harv.	76,000	23
Yield - Bu./Acre	49	7
Prod. - Bu.	3,726,600	17
Summer Fallow Acres Harv.	3,800	66
Yield - Bu./Acre	43	8
Prod. - Bu.	164,400	64

Corn, 2002

Acres Planted	46,700	26
Acres Harv. For Grain	24,300	36
Yield - Bu./Acre	82	63
Prod. - Bu.	1,995,000	39
Farm Value	\$4,787,300	39
Irrigated Acres Harv.	10,600	32
Yield - Bu./Acre	148	29
Prod. - Bu.	1,570,000	31
Non-Irrigated Acres Harv.	13,700	9
Yield - Bu./Acre	31	30
Prod. - Bu.	425,000	12
Acres Harv. For Silage	20,800	1
Yield - Tons/Acre	5.7	77
Prod. - Tons	118,000	6
Farm Value	\$2,189,900	8

Sorghum, 2002

Acres Planted	64,400	21
Acres Harv. For Grain	61,600	12
Yield - Bu./Acre	46	52
Prod. - Bu.	2,823,400	13
Farm Value	\$6,804,600	13
Irrigated Acres Harv.	1,800	26
Yield - Bu./Acre	91	17
Prod. - Bu.	164,600	30
Non-Irrigated Acres Harv.	59,800	7
Yield - Bu./Acre	44	43
Prod. - Bu.	2,658,800	8
Acres Harv. For Silage	2/	
Yield - Tons/Acre	2/	
Prod. - Tons	2/	
Farm Value	2/	

Sunflowers, 2002

Acres Planted	2/	
Acres Harvested	2/	
Yield - LB./Acre	2/	
Prod. - LB.	2/	
Farm Value	2/	

Soybeans, 2002

Acres Planted	68,600	9
Acres Harvested	61,700	13
Yield - Bu./Acre	16	80
Prod. - Bu.	1,018,000	19
Farm Value	\$5,404,000	20
Irrigated Acres Harv.	3,200	14
Yield - Bu./Acre	35	18
Prod. - Bu.	111,300	15
Non-Irrigated Acres Harv.	58,500	1
Yield - Bu./Acre	15	11
Prod. - Bu.	906,700	1

Alfalfa Hay, 2002

Acres Harvested	13,100	20
Yield - Tons/Acre	2.6	80
Prod. - Tons	34,100	28
Farm Value	\$3,325,000	28

All Other Hay, 2002

Acres Harvested	24,400	39
Yield - Tons/Acre	1.0	99
Prod. - Tons	24,500	50
Farm Value	\$1,788,500	50

All Hay, 2002

Acres Harvested	37,500	33
Yield - Tons/Acre	1.6	80
Prod. - Tons	58,600	49
Farm Value	\$5,113,500	48
Pasture Acreage-1997 Census Of Ag	214,000	24

Cattle Inventory, Jan. 1, 2003 4/

All Cattle	57,000	37
Cows That Have Calved	24,500	10
Beef	21,500	17
Milk	3,000	10
Other Cattle	32,500	46
Cattle On Feed	6,100	42
Calves Born In 2002	23,400	7

Cattle Inventory Value 4/

Cattle & Calves, Jan. 1, 2003	\$38,190,000	35
-------------------------------	--------------	----

Production 1/

Milk, 2002 (1,000 Lbs.)	74,000	3
Farm Value	\$8,658,000	3

1/ Due to the State budget difficulties, hogs, sheep, and poultry value of production are not available at the county level.

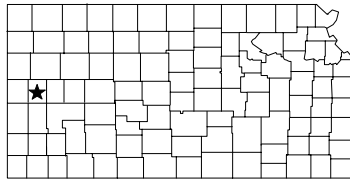
2/ Data not published for all practices because of insufficient reports or relative unimportance of some practices.

4/ Due to the State budget difficulties, hogs, sheep, and poultry inventories and inventory value are not available at the county level.

09/08/03/201

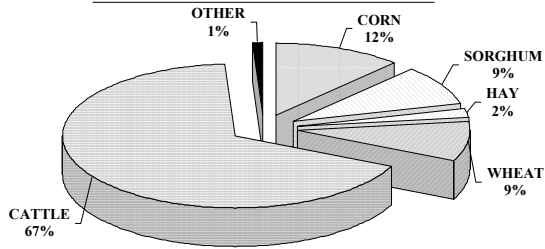
09/08/03/201

FARM FACTS 2002-2003



Rank in
State

VALUE OF PRODUCTION 1/ WICHITA COUNTY



Rank in
State

Sorghum, 2002

Acres Planted	65,900	18
Acres Harv. For Grain	33,500	36
Yield - Bu./Acre	22	100
Prod. - Bu.	748,900	63
Farm Value	\$1,767,500	63
Irrigated Acres Harv.	7,100	8
Yield - Bu./Acre	47	37
Prod. - Bu.	330,800	16
Non-Irrigated Acres Harv.	26,400	28
Yield - Bu./Acre	16	73
Prod. - Bu.	418,100	49
Acres Harv. For Silage	2/	
Yield - Tons/Acre	2/	
Prod. - Tons	2/	
Farm Value	2/	

Sunflowers, 2002

Acres Planted	2,500	25
Acres Harvested	2,200	22
Yield - LB./Acre	803	24
Prod. - LB.	1,765,600	24
Farm Value	\$235,900	23

Soybeans, 2002

Acres Planted	2/	
Acres Harvested	2/	
Yield - Bu./Acre	2/	
Prod. - Bu.	2/	
Farm Value	2/	
Irrigated Acres Harv.	2/	
Yield - Bu./Acre	2/	
Prod. - Bu.	2/	
Non-Irrigated Acres Harv.	2/	
Yield - Bu./Acre	2/	
Prod. - Bu.	2/	

Alfalfa Hay, 2002

Acres Harvested	3,200	86
Yield - Tons/Acre	3.8	26
Prod. - Tons	12,300	76
Farm Value	\$1,199,000	76

All Other Hay, 2002

Acres Harvested	3,300	93
Yield - Tons/Acre	2.3	2
Prod. - Tons	7,600	87
Farm Value	\$555,000	87

All Hay, 2002

Acres Harvested	6,500	100
Yield - Tons/Acre	3.1	16
Prod. - Tons	19,900	98
Farm Value	\$1,754,000	98
Pasture Acreage-1997 Census Of Ag	92,000	86

Cattle Inventory, Jan. 1, 2003 4/

Cows That Have Calved	5,200	102
Beef	3/	
Milk	3/	
Other Cattle	3/	
Cattle On Feed	3/	
Calves Born In 2002	3/	

Cattle Inventory Value 4/

Cattle & Calves, Jan. 1, 2003	3/	
-------------------------------	----	--

Production 1/

Milk, 2002 (1,000 Lbs.)	3/	
Farm Value	3/	

1/ Due to the State budget difficulties, hogs, sheep, and poultry value of production are not available at the county level.

2/ Data not published for all practices because of insufficient reports or relative unimportance of some practices.

3/ Data not published to avoid disclosure of individual reports.

4/ Due to the State budget difficulties, hogs, sheep, and poultry inventories and inventory value are not available at the county level.

09/08/03/203

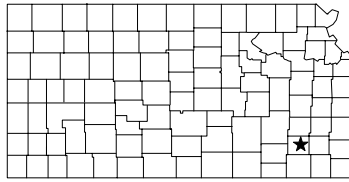
Census Population, 2000	2,531	98
No. Of Farms, 2002	290	89
Land in Farms, 2002 (Acres)	457,000	51
Acres Harvested, 2002	160,230	68
Farm Value of Crops Harv., 2002	\$18,744,000	71
Value of Cattle & Milk Prod, 2002	\$83,737,000	6
Precipitation Jan.-Dec., 2002 (In.)	15.62	78
Precipitation 30 Year Average (In.)	17.12	99

<u>Wheat, 2002</u>		
Acres Seeded in 2001	142,000	20
Acres Harvested in 2002	83,500	48
Yield - Bu./Acre	28	78
Prod - Bu.	2,333,000	50
Farm Value	\$7,915,000	50
Irrigated Acres Harv.	28,700	6
Yield - Bu./Acre	37	29
Prod. - Bu.	1,076,200	5
Cont. Crop Dryland Acres Harv.	1,900	101
Yield - Bu./Acre	19	81
Prod. - Bu.	36,200	100
Summer Fallow Acres Harv.	52,900	25
Yield - Bu./Acre	23	50
Prod. - Bu.	1,220,600	29

<u>Corn, 2002</u>		
Acres Planted	35,800	31
Acres Harv. For Grain	18,600	47
Yield - Bu./Acre	86	60
Prod. - Bu.	1,592,000	45
Farm Value	\$4,059,000	44
Irrigated Acres Harv.	16,300	25
Yield - Bu./Acre	94	64
Prod. - Bu.	1,530,000	32
Non-Irrigated Acres Harv.	2,300	38
Yield - Bu./Acre	27	41
Prod. - Bu.	62,000	37
Acres Harv. For Silage	10,600	10
Yield - Tons/Acre	12.2	12
Prod. - Tons	129,000	4
Farm Value	\$2,565,100	4

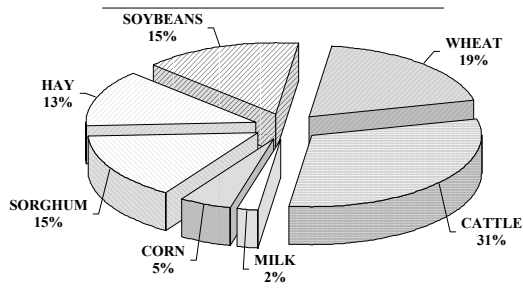
09/08/03/203

FARM FACTS 2002-2003



Rank in
State

VALUE OF PRODUCTION 1/ WILSON COUNTY



205

Rank in
State

Census Population, 2000	10,332	42
No. Of Farms, 2002	530	51
Land in Farms, 2002 (Acres)	311,000	89
Acres Harvested, 2002	174,010	54
Farm Value of Crops Harv., 2002	\$25,287,625	50
Value of Cattle & Milk Prod, 2002	\$7,804,700	96
Precipitation Jan.-Dec., 2002 (In.)	32.63	19
Precipitation 30 Year Average (In.)	38.78	17

Wheat, 2002

Acres Seeded in 2001	45,700	72
Acres Harvested in 2002	43,600	69
Yield - Bu./Acre	35	47
Prod - Bu.	1,517,000	62
Farm Value	\$5,270,000	62
Irrigated Acres Harv.	2/	
Yield - Bu./Acre	2/	
Prod. - Bu.	2/	
Cont. Crop Dryland Acres Harv.	43,600	33
Yield - Bu./Acre	35	45
Prod. - Bu.	1,517,000	33
Summer Fallow Acres Harv.	2/	
Yield - Bu./Acre	2/	
Prod. - Bu.	2/	

Corn, 2002

Acres Planted	14,100	71
Acres Harv. For Grain	13,700	59
Yield - Bu./Acre	110	39
Prod. - Bu.	1,502,000	48
Farm Value	\$3,604,200	47
Irrigated Acres Harv.	2/	
Yield - Bu./Acre	2/	
Prod. - Bu.	2/	
Non-Irrigated Acres Harv.	2/	
Yield - Bu./Acre	2/	
Prod. - Bu.	2/	
Acres Harv. For Silage	2/	
Yield - Tons/Acre	2/	
Prod. - Tons	2/	
Farm Value	2/	

Sorghum, 2002

Acres Planted	26,300	62
Acres Harv. For Grain	26,300	52
Yield - Bu./Acre	89	1
Prod. - Bu.	2,331,800	16
Farm Value	\$5,503,200	16
Irrigated Acres Harv.	2/	
Yield - Bu./Acre	2/	
Prod. - Bu.	2/	
Non-Irrigated Acres Harv.	26,300	29
Yield - Bu./Acre	89	1
Prod. - Bu.	2,331,800	11
Acres Harv. For Silage	2/	
Yield - Tons/Acre	2/	
Prod. - Tons	2/	
Farm Value	2/	

Sunflowers, 2002

Acres Planted	2/	
Acres Harvested	2/	
Yield - LB./Acre	2/	
Prod. - LB.	2/	
Farm Value	2/	

Soybeans, 2002

Acres Planted	53,900	17
Acres Harvested	52,200	16
Yield - Bu./Acre	20	63
Prod. - Bu.	1,029,700	16
Farm Value	\$5,579,000	16
Irrigated Acres Harv.	2/	
Yield - Bu./Acre	2/	
Prod. - Bu.	2/	
Non-Irrigated Acres Harv.	2/	
Yield - Bu./Acre	2/	
Prod. - Bu.	2/	

Alfalfa Hay, 2002

Acres Harvested	5,200	63
Yield - Tons/Acre	3.2	46
Prod. - Tons	16,500	62
Farm Value	\$1,609,000	62

All Other Hay, 2002

Acres Harvested	30,400	29
Yield - Tons/Acre	1.5	48
Prod. - Tons	45,600	30
Farm Value	\$3,329,000	30

All Hay, 2002

Acres Harvested	35,600	35
Yield - Tons/Acre	1.7	72
Prod. - Tons	62,100	46
Farm Value	\$4,938,000	51
Pasture Acreage-1997 Census Of Ag	134,000	64

Cattle Inventory, Jan. 1, 2003 4/

All Cattle	26,000	95
Cows That Have Calved	14,400	56
Beef	3/	
Milk	3/	
Other Cattle	11,600	97
Cattle On Feed	3/	
Calves Born in 2002	15,300	41

Cattle Inventory Value 4/

Cattle & Calves, Jan. 1, 2003	\$17,420,000	93
-------------------------------	--------------	----

Production 1/

Milk, 2002 (1,000 Lbs.)	3/	
Farm Value	3/	

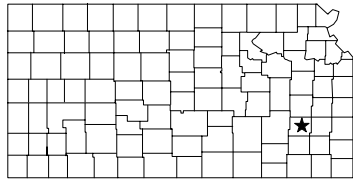
1/ Due to the State budget difficulties, hogs, sheep, and poultry value of production are not available at the county level.

2/ Data not published for all practices because of insufficient reports or relative unimportance of some practices.

3/ Data not published to avoid disclosure of individual reports.

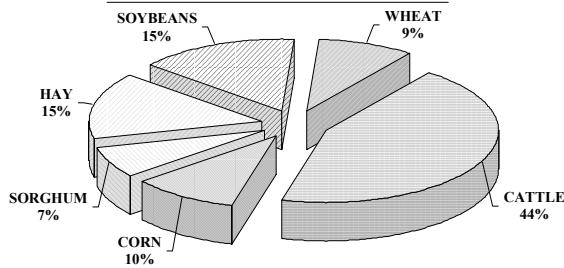
4/ Due to the State budget difficulties, hogs, sheep, and poultry inventories and inventory value are not available at the county level.

FARM FACTS 2002-2003



Rank in
State

VALUE OF PRODUCTION 1/ WOODSON COUNTY



Sorghum, 2002

Acres Planted	7,400	83
Acres Harv. For Grain	7,400	81
Yield - Bu./Acre	70	9
Prod. - Bu.	518,100	74
Farm Value	\$1,222,700	73
Irrigated Acres Harv.	2/	
Yield - Bu./Acre	2/	
Prod. - Bu.	2/	
Non-Irrigated Acres Harv.	7,400	55
Yield - Bu./Acre	70	9
Prod. - Bu.	518,100	44
Acres Harv. For Silage	2/	
Yield - Tons/Acre	2/	
Prod. - Tons	2/	
Farm Value	2/	

Sunflowers, 2002

Acres Planted	2/	
Acres Harvested	2/	
Yield - LB./Acre	2/	
Prod. - LB.	2/	
Farm Value	2/	

Soybeans, 2002

Acres Planted	34,300	32
Acres Harvested	33,400	30
Yield - Bu./Acre	18	72
Prod. - Bu.	601,200	45
Farm Value	\$3,258,000	45
Irrigated Acres Harv.	2/	
Yield - Bu./Acre	2/	
Prod. - Bu.	2/	
Non-Irrigated Acres Harv.	2/	
Yield - Bu./Acre	2/	
Prod. - Bu.	2/	

Alfalfa Hay, 2002

Acres Harvested	3,300	84
Yield - Tons/Acre	2.8	70
Prod. - Tons	9,200	84
Farm Value	\$897,000	84

All Other Hay, 2002

Acres Harvested	31,000	28
Yield - Tons/Acre	1.2	83
Prod. - Tons	37,000	35
Farm Value	\$2,701,000	35

All Hay, 2002

Acres Harvested	34,300	37
Yield - Tons/Acre	1.3	103
Prod. - Tons	46,200	66
Farm Value	\$3,598,000	71
Pasture Acreage-1997 Census Of Ag	146,000	54

Cattle Inventory, Jan. 1, 2003 4/

All Cattle	32,000	82
Cows That Have Calved	11,650	78
Beef	3/	
Milk	3/	
Other Cattle	20,350	78
Cattle On Feed	3/	
Calves Born In 2002	11,100	72

Cattle Inventory Value 4/

Cattle & Calves, Jan. 1, 2003	\$21,440,000	80
-------------------------------	--------------	----

Production 1/

Milk, 2002 (1,000 Lbs.)	3/	
Farm Value	3/	

1/ Due to the State budget difficulties, hogs, sheep, and poultry value of production are not available at the county level.

2/ Data not published for all practices because of insufficient reports or relative unimportance of some practices.

3/ Data not published to avoid disclosure of individual reports.

4/ Due to the State budget difficulties, hogs, sheep, and poultry inventories and inventory value are not available at the county level.

09/08/03/207

		Rank in State
Census Population, 2000	3,788	80
No. Of Farms, 2002	360	83
Land in Farms, 2002 (Acres)	264,000	96
Acres Harvested, 2002	104,700	92
Farm Value of Crops Harv., 2002	\$12,718,950	93
Value of Cattle & Milk Prod., 2002	\$11,035,800	79
Precipitation Jan.-Dec., 2002 (In.)	32.84	18
Precipitation 30 Year Average (In.)	41.67	4

Wheat, 2002

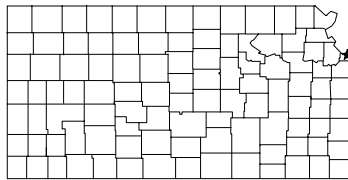
Acres Seeded in 2001	16,600	84
Acres Harvested in 2002	14,900	85
Yield - Bu./Acre	38	33
Prod - Bu.	572,000	84
Farm Value	\$1,985,000	84
Irrigated Acres Harv.	2/	
Yield - Bu./Acre	2/	
Prod. - Bu.	2/	
Cont. Crop Dryland Acres Harv.	14,900	62
Yield - Bu./Acre	38	33
Prod. - Bu.	572,000	51
Summer Fallow Acres Harv.	2/	
Yield - Bu./Acre	2/	
Prod. - Bu.	2/	

Corn, 2002

Acres Planted	14,300	70
Acres Harv. For Grain	14,300	55
Yield - Bu./Acre	76	72
Prod. - Bu.	1,082,000	59
Farm Value	\$2,596,400	60
Irrigated Acres Harv.	2/	
Yield - Bu./Acre	2/	
Prod. - Bu.	2/	
Non-Irrigated Acres Harv.	2/	
Yield - Bu./Acre	2/	
Prod. - Bu.	2/	
Acres Harv. For Silage	2/	
Yield - Tons/Acre	2/	
Prod. - Tons	2/	
Farm Value	2/	

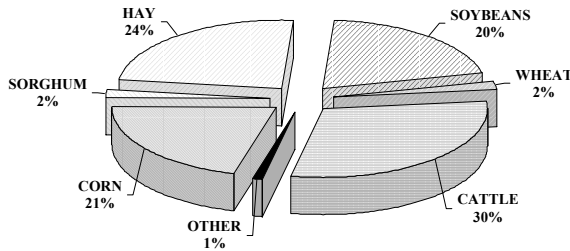
09/08/03/207

FARM FACTS 2002-2003



Rank in
State

VALUE OF PRODUCTION 1/ WYANDOTTE COUNTY



209

		Rank in State
Census Population, 2000	157,882	4
No. Of Farms, 2002	190	105
Land in Farms, 2002 (Acres)	25,000	105
Acres Harvested, 2002	14,600	105
Farm Value of Crops Harv., 2002	\$1,806,100	105
Value of Cattle & Milk Prod, 2002	\$699,900	105
Precipitation Jan.-Dec., 2002 (In.)	31.44	23
Precipitation 30 Year Average (In.)	37.62	21

Wheat, 2002

Acres Seeded in 2001	200	105
Acres Harvested in 2002	200	105
Yield - Bu./Acre	45	11
Prod - Bu.	9,000	105
Farm Value	\$30,000	105
Irrigated Acres Harv.	2/	
Yield - Bu./Acre	2/	
Prod. - Bu.	2/	
Cont. Crop Dryland Acres Harv.	200	105
Yield - Bu./Acre	45	13
Prod. - Bu.	9,000	105
Summer Fallow Acres Harv.	2/	
Yield - Bu./Acre	2/	
Prod. - Bu.	2/	

Corn, 2002

Acres Planted	2,700	99
Acres Harv. For Grain	2,400	93
Yield - Bu./Acre	57	88
Prod. - Bu.	137,000	98
Farm Value	\$332,900	98
Irrigated Acres Harv.	2/	
Yield - Bu./Acre	2/	
Prod. - Bu.	2/	
Non-Irrigated Acres Harv.	2/	
Yield - Bu./Acre	2/	
Prod. - Bu.	2/	
Acres Harv. For Silage	2/	
Yield - Tons/Acre	2/	
Prod. - Tons	2/	
Farm Value	2/	

Sorghum, 2002

Acres Planted	2/
Acres Harv. For Grain	2/
Yield - Bu./Acre	2/
Prod. - Bu.	2/
Farm Value	2/
Irrigated Acres Harv.	2/
Yield - Bu./Acre	2/
Prod. - Bu.	2/
Non-Irrigated Acres Harv.	2/
Yield - Bu./Acre	2/
Prod. - Bu.	2/
Acres Harv. For Silage	2/
Yield - Tons/Acre	2/
Prod. - Tons	2/
Farm Value	2/

Sunflowers, 2002

Acres Planted	2/
Acres Harvested	2/
Yield - LB./Acre	2/
Prod. - LB.	2/
Farm Value	2/

Soybeans, 2002

Acres Planted	4,800	80
Acres Harvested	4,700	78
Yield - Bu./Acre	27	37
Prod. - Bu.	125,100	79
Farm Value	\$679,000	79
Irrigated Acres Harv.	2/	
Yield - Bu./Acre	2/	
Prod. - Bu.	2/	
Non-Irrigated Acres Harv.	2/	
Yield - Bu./Acre	2/	
Prod. - Bu.	2/	

Alfalfa Hay, 2002

Acres Harvested	200	105
Yield - Tons/Acre	2.5	86
Prod. - Tons	500	105
Farm Value	\$49,000	105

All Other Hay, 2002

Acres Harvested	6,600	82
Yield - Tons/Acre	1.3	69
Prod. - Tons	8,400	85
Farm Value	\$613,000	85

All Hay, 2002

Acres Harvested	6,800	99
Yield - Tons/Acre	1.3	103
Prod. - Tons	8,900	103
Farm Value	\$662,000	104
Pasture Acreage-1997 Census Of Ag	7,000	105

Cattle Inventory, Jan. 1, 2003 4/

All Cattle	2,500	105
Cows That Have Calved	1,600	105
Beef	1,600	105
Other Cattle	900	105
Cattle On Feed	3/	
Calves Born In 2002	1,400	105

Cattle Inventory Value 4/

Cattle & Calves, Jan. 1, 2003	\$1,675,000	103
-------------------------------	-------------	-----

Production 1/

Milk, 2002 (1,000 Lbs.)	3/
Farm Value	3/

1/ Due to the State budget difficulties, hogs, sheep, and poultry value of production are not available at the county level.

2/ Data not published for all practices because of insufficient reports or relative unimportance of some practices.

3/ Data not published to avoid disclosure of individual reports.

4/ Due to the State budget difficulties, hogs, sheep, and poultry inventories and inventory value are not available at the county level.

09/08/03/209

09/08/03/209