

COUNTY FLIERS

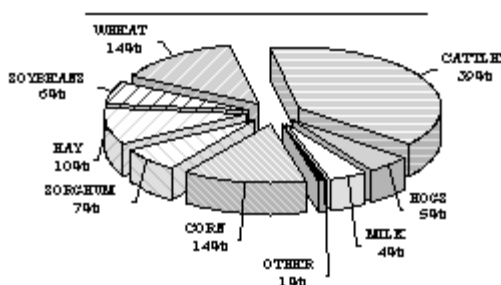
KANSAS

2002


**KANSAS
AGRICULTURAL
STATISTICS SERVICE**

 Fact Finders
For Agriculture

 Kansas Department of Agriculture
U.S. Department of Agriculture
632 SW Van Buren, Rm. 200
PO Box 3534
Topeka, KS 66601-3534

**FARM FACTS
2001-2002**
**KANSAS
AGRI CULTURE**
**VALUE OF PRODUCTION 1/
STATE**


STATE

POPULATION-2000-U.S. CENSUS EST.	2,688,418
NO. OF FARMS 2001	63,000
LAND IN FARMS 2001-ACRES	47,400,000
ACRES HARVESTED 2001	21,847,900
VALUE OF CROPS HARV. 2001	\$3,283,117,000
VALUE OF LIVESTOCK 2001	\$3,016,275,000
PRECIPITATION JAN.-DEC. 2001-IN.	28.26
PRECIPITATION LONGTIME AVERAGE-IN.	27.86

WHEAT 2001

ACRES SEEDED IN 2000	9,800,000
ACRES HARVESTED IN 2001	8,200,000
YIELD-BU./ACRE	40
PROD-BU.	328,000,000
FARM VALUE	\$902,000,000
IRRIGATED ACRES HARV.	485,000
YIELD - BU./ACRE	52
PROD. - BU.	25,460,000
CONT. CROP DRYLAND ACRES HARV.	4,760,000
YIELD - BU./ACRE	40
PROD. - BU.	190,601,000
SUMMER FALLOW ACRES HARV.	2,955,000
YIELD - BU./ACRE	38
PROD. - BU.	111,939,000

CORN 2001

ACRES PLANTED	3,450,000
ACRES HARV. FOR GRAIN	3,050,000
YIELD - BU./ACRE	127
PROD. - BU.	387,350,000
FARM VALUE	\$794,068,000
IRRIGATED ACRES HARV.	1,470,000
YIELD - BU./ACRE	173
PROD. - BU.	254,600,000
NON-IRRIGATED ACRES HARV.	1,580,000
YIELD - BU./ACRE	84
PROD. - BU.	132,750,000
ACRES HARV. FOR SILAGE	295,000
YIELD - TONS/ACRE	14.0
PROD. - TONS	4,130,000
FARM VALUE	\$70,210,000

SORGHUM 2001

ACRES PLANTED	4,000,000
ACRES HARV. FOR GRAIN	3,750,000
YIELD - BU./ACRE	62
PROD. - BU.	232,500,000
FARM VALUE	\$430,125,000
IRRIGATED ACRES HARV.	167,000
YIELD - BU./ACRE	93
PROD. - BU.	15,530,000
NON-IRRIGATED ACRES HARV.	3,583,000
YIELD - BU./ACRE	61
PROD. - BU.	216,970,000
ACRES HARV. FOR SILAGE	100,000
YIELD - TONS/ACRE	12.0
PROD. - TONS	1,200,000
FARM VALUE	\$18,000,000

SUNFLOWERS 2001

ACRES PLANTED	335,000
ACRES HARVESTED	323,000
YIELD - LB./ACRE	1,213
PROD. - LB.	391,890,000
FARM VALUE	\$32,146,000

SOYBEANS 2001

ACRES PLANTED	2,850,000
ACRES HARVESTED	2,730,000
YIELD - BU./ACRE	32
PROD. - BU.	87,360,000
FARM VALUE	\$362,544,000
IRRIGATED ACRES HARV.	371,000
YIELD - BU./ACRE	52
PROD. - BU.	19,217,000
NON-IRRIGATED ACRES HARV.	2,359,000
YIELD - BU./ACRE	29
PROD. - BU.	68,143,000

ALFALFA HAY 2001

ACRES HARVESTED	900,000
YIELD - TONS/ACRE	4.6
PROD. - TONS	4,140,000
FARM VALUE	\$401,580,000

ALL OTHER HAY 2001

ACRES HARVESTED	2,400,000
YIELD - TONS/ACRE	1.6
PROD. - TONS	3,840,000
FARM VALUE	\$249,600,000

ALL HAY 2001

ACRES HARVESTED	3,300,000
YIELD - TONS/ACRE	2.4
PROD. - TONS	7,980,000
FARM VALUE	\$651,180,000
PASTURE ACREAGE-1997 CENSUS OF AG	17,816,000

LIVESTOCK INVENTORIES 4/

ALL CATTLE, JAN. 1, 2002	6,600,000
COWS THAT HAVE CALVED	1,580,000
BEEF	1,485,000
MILK	95,000
OTHER CATTLE	5,020,000
CATTLE ON FEED-JAN. 1, 2002	2,530,000
CALVES BORN - 2001	1,480,000

INVENTORY VALUES 4/

CATTLE AND CALVES-JAN. 1, 2002	\$4,224,000,000
--------------------------------	-----------------

PRODUCTION 1/

MILK-2001-1,000 LBS.	1,610,000
FARM VALUE	\$233,450,000

1/ DUE TO THE STATE BUDGET DIFFICULTIES HOGS, SHEEP, AND POULTRY VALUE OF PRODUCTION ARE NOT AVAILABLE AT COUNTY LEVEL.

4/ DUE TO THE STATE BUDGET DIFFICULTIES HOGS, SHEEP, AND POULTRY INVENTORIES AND INVENTORY VALUE ARE NOT AVAILABLE AT COUNTY LEVEL.

08/02 999

TOP RANKING KANSAS COUNTIES

RANK NUMBER
ONE IN STATE

RANK NUMBER
ONE IN STATE

POPULATION-2000-U.S. CENSUS EST.	452,869	SEDGWICK
NO. OF FARMS 2001	1,500	SEDGWICK
LAND IN FARMS 2001-ACRES	765,000	BUTLER
ACRES HARVESTED 2001	517,740	SUMNER
VALUE OF CROPS HARV. 2001	\$106,598,300	FINNEY
VALUE OF CATTLE & MILK 2001	\$175,440,800	FINNEY
PRECIPITATION JAN.-DEC. 2001-IN.	48.90	WYANDOTTE
PRECIPITATION LONGTIME AVERAGE-IN.	43.05	CRAWFORD

WHEAT 2001

ACRES SEEDED IN 2000	350,000	SUMNER
ACRES HARVESTED IN 2001	317,800	SUMNER
YIELD-BU./ACRE	56	JEFFERSON
PROD.-BU.	12,726,000	SUMNER
FARM VALUE	\$35,255,000	SUMNER
IRRIGATED ACRES HARV.	45,100	HASKELL
YIELD - BU./ACRE	62	PRATT
PROD. - BU.	2,689,300	STANTON
CONT. CROP DRYLAND ACRES HARV.	298,400	SUMNER
YIELD - BU./ACRE	56	JEFFERSON
PROD. - BU.	11,923,500	SUMNER
SUMMER FALLOW ACRES HARV.	144,900	SHERMAN
YIELD - BU./ACRE	49	COMANCHE
PROD. - BU.	5,957,300	THOMAS

CORN 2001

ACRES PLANTED	140,800	THOMAS
ACRES HARV. FOR GRAIN	130,200	THOMAS
YIELD - BU./ACRE	181	MEADE
PROD. - BU.	21,078,000	HASKELL
FARM VALUE	\$46,921,400	HASKELL
IRRIGATED ACRES HARV.	114,300	HASKELL
YIELD - BU./ACRE	197	THOMAS
PROD. - BU.	20,801,000	HASKELL
NON-IRRIGATED ACRES HARV.	56,000	THOMAS
YIELD - BU./ACRE	117	JEFFERSON
PROD. - BU.	4,984,000	ATCHISON
ACRES HARV. FOR SILAGE	13,600	NEMAHA
YIELD - TONS/ACRE	24.0	WICHITA
PROD. - TONS	263,900	WICHITA
FARM VALUE	\$4,772,100	WICHITA

SORGHUM 2001

ACRES PLANTED	155,300	SUMNER
ACRES HARV. FOR GRAIN	134,600	SUMNER
YIELD - BU./ACRE	96	BROWN
PROD. - BU.	8,180,700	SCOTT
FARM VALUE	\$15,128,700	SCOTT
IRRIGATED ACRES HARV.	13,300	GRANT
YIELD - BU./ACRE	123	SEWARD
PROD. - BU.	1,147,800	GRANT
NON-IRRIGATED ACRES HARV.	100,100	SCOTT
YIELD - BU./ACRE	96	BROWN
PROD. - BU.	7,838,800	SCOTT
ACRES HARV. FOR SILAGE	7,600	GOVE
YIELD - TONS/ACRE	22.8	WICHITA
PROD. - TONS	106,100	SMITH
FARM VALUE	\$1,502,700	SMITH

SUNFLOWERS 2001

ACRES PLANTED	43,000	SHERMAN
ACRES HARVESTED	39,200	SHERMAN
YIELD - LB./ACRE	1,947	PHILLIPS
PROD. - LB.	40,096,400	SHERMAN
FARM VALUE	\$3,570,900	SHERMAN

SOYBEANS 2001

ACRES PLANTED	119,200	MARSHALL
ACRES HARVESTED	117,400	MARSHALL
YIELD - BU./ACRE	59	MEADE
PROD. - BU.	4,868,300	BROWN
FARM VALUE	\$20,438,000	BROWN
IRRIGATED ACRES HARV.	19,300	PRATT
YIELD - BU./ACRE	64	MEADE
PROD. - BU.	1,071,200	PRATT
NON-IRRIGATED ACRES HARV.	63,500	WASHINGTON
YIELD - BU./ACRE	35	GEARY
PROD. - BU.	1,981,200	WASHINGTON

ALFALFA HAY 2001

ACRES HARVESTED	43,600	BARTON
YIELD - TONS/ACRE	9.4	SEWARD
PROD. - TONS	340,900	FINNEY
FARM VALUE	\$34,891,000	FINNEY

ALL OTHER HAY 2001

ACRES HARVESTED	98,400	LYON
YIELD - TONS/ACRE	3.2	ELLIS
PROD. - TONS	119,600	LYON
FARM VALUE	\$8,747,500	LYON

ALL HAY 2001

ACRES HARVESTED	105,100	LYON
YIELD - TONS/ACRE	7.3	SEWARD
PROD. - TONS	375,100	FINNEY
FARM VALUE	\$37,034,000	FINNEY
PASTURE ACREAGE-1997 CENSUS OF AG	513,000	GREENWOOD

LIVESTOCK INVENTORIES 4/

ALL CATTLE, JAN. 1, 2002	353,100	FINNEY
COWS THAT HAVE CALVED	29,900	GREENWOOD
BEEF	26,400	COWLEY
MILK	22,000	HAMILTON
OTHER CATTLE	336,600	FINNEY
CATTLE ON FEED-JAN. 1, 2002	259,000	HASKELL
CALVES BORN - 2001	27,700	GREENWOOD

INVENTORY VALUES 4/

CATTLE AND CALVES-JAN. 1, 2002	\$225,980,000	FINNEY
--------------------------------	---------------	--------

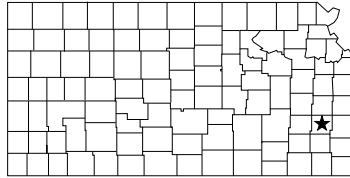
PRODUCTION 1/

MILK-2001-1,000 LBS.	387,800	HAMILTON
FARM VALUE	\$56,230,000	HAMILTON

1/ DUE TO THE STATE BUDGET DIFFICULTIES HOGS, SHEEP, AND POULTRY VALUE OF PRODUCTION ARE NOT AVAILABLE AT COUNTY LEVEL.

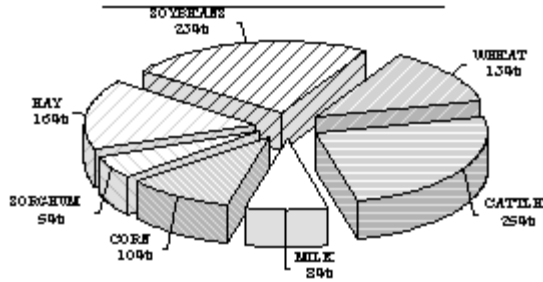
4/ DUE TO THE STATE BUDGET DIFFICULTIES HOGS, SHEEP, AND POULTRY INVENTORIES AND INVENTORY VALUE ARE NOT AVAILABLE AT COUNTY LEVEL.

FARM FACTS 2001-2002



RANK IN
STATE

VALUE OF PRODUCTION 1/ ALLEN COUNTY



RANK IN
STATE

POPULATION-2000-U.S. CENSUS EST.	14,385	35
NO. OF FARMS 2001	640	40
LAND IN FARMS 2001-ACRES	280,000	92
ACRES HARVESTED 2001	171,600	66
VALUE OF CROPS HARV. 2001	\$20,891,900	74
VALUE OF CATTLE & MILK PROD. 2001	\$10,508,400	84
PRECIPITATION JAN.-DEC. 2001-IN.	44.48	5
PRECIPITATION LONGTIME AVERAGE-IN.	39.78	12

WHEAT 2001

ACRES SEEDED IN 2000	32,000	76
ACRES HARVESTED IN 2001	29,500	76
YIELD-BU./ACRE	49	13
PROD-BU.	1,451,000	76
FARM VALUE	\$3,990,000	76
IRRIGATED ACRES HARV.	2/	
YIELD - BU./ACRE	2/	
PROD. - BU.	2/	
CONT. CROP DRYLAND ACRES HARV.	29,500	46
YIELD - BU./ACRE	49	12
PROD. - BU.	1,451,000	39
SUMMER FALLOW ACRES HARV.	2/	
YIELD - BU./ACRE	2/	
PROD. - BU.	2/	

CORN 2001

ACRES PLANTED	17,000	61
ACRES HARV. FOR GRAIN	16,700	58
YIELD - BU./ACRE	92	69
PROD. - BU.	1,539,000	58
FARM VALUE	\$2,991,900	57
IRRIGATED ACRES HARV.	2/	
YIELD - BU./ACRE	2/	
PROD. - BU.	2/	
NON-IRRIGATED ACRES HARV.	2/	
YIELD - BU./ACRE	2/	
PROD. - BU.	2/	
ACRES HARV. FOR SILAGE	2/	
YIELD - TONS/ACRE	2/	
PROD. - TONS	2/	
FARM VALUE	2/	

SORGHUM 2001

ACRES PLANTED	13,500	81
ACRES HARV. FOR GRAIN	13,000	77
YIELD - BU./ACRE	62	57
PROD. - BU.	809,200	78
FARM VALUE	\$1,472,200	78
IRRIGATED ACRES HARV.	2/	
YIELD - BU./ACRE	2/	
PROD. - BU.	2/	
NON-IRRIGATED ACRES HARV.	13,000	52
YIELD - BU./ACRE	62	44
PROD. - BU.	809,200	52
ACRES HARV. FOR SILAGE	2/	
YIELD - TONS/ACRE	2/	
PROD. - TONS	2/	
FARM VALUE	2/	

SUNFLOWERS 2001

ACRES PLANTED	2/	
ACRES HARVESTED	2/	
YIELD - LB./ACRE	2/	
PROD. - LB.	2/	
FARM VALUE	2/	

SOYBEANS 2001

ACRES PLANTED	65,800	11
ACRES HARVESTED	64,100	11
YIELD - BU./ACRE	27	72
PROD. - BU.	1,736,700	16
FARM VALUE	\$7,309,000	16
IRRIGATED ACRES HARV.	2/	
YIELD - BU./ACRE	2/	
PROD. - BU.	2/	
NON-IRRIGATED ACRES HARV.	2/	
YIELD - BU./ACRE	2/	
PROD. - BU.	2/	

ALFALFA HAY 2001

ACRES HARVESTED	2,000	92
YIELD - TONS/ACRE	3.0	86
PROD. - TONS	6,000	93
FARM VALUE	\$637,500	93

ALL OTHER HAY 2001

ACRES HARVESTED	44,900	14
YIELD - TONS/ACRE	1.3	80
PROD. - TONS	59,300	22
FARM VALUE	\$4,336,000	20

ALL HAY 2001

ACRES HARVESTED	46,900	23
YIELD - TONS/ACRE	1.4	94
PROD. - TONS	65,300	58
FARM VALUE	\$4,973,500	60
PASTURE ACREAGE-1997 CENSUS OF AG	112,000	79

LIVESTOCK INVENTORIES 4/

ALL CATTLE, JAN. 1, 2002	30,600	84
COWS THAT HAVE CALVED	15,300	48
BEEF	14,400	30
MILK	900	12
OTHER CATTLE	15,300	87
CATTLE ON FEED-JAN. 1, 2002	3/	
CALVES BORN - 2001	14,500	48

INVENTORY VALUES 4/

CATTLE AND CALVES-JAN. 1, 2002	\$19,585,000	84
--------------------------------	--------------	----

PRODUCTION 1/

MILK-2001-1,000 LBS.	16,800	11
FARM VALUE	\$2,435,000	11

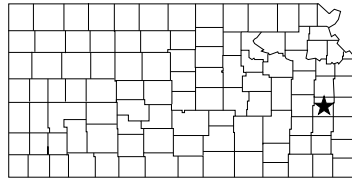
1/ DUE TO THE STATE BUDGET DIFFICULTIES HOGS, SHEEP, AND POULTRY VALUE OF PRODUCTION ARE NOT AVAILABLE AT COUNTY LEVEL.

2/ DATA NOT PUBLISHED FOR ALL PRACTICES BECAUSE OF INSUFFICIENT REPORTS OR RELATIVE UNIMPORTANCE OF SOME PRACTICES.

3/ DATA NOT PUBLISHED TO AVOID DISCLOSURE OF INDIVIDUAL REPORTS.

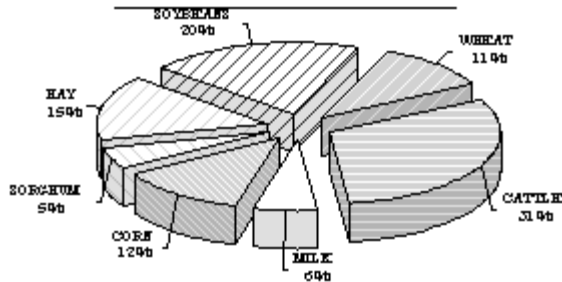
4/ DUE TO THE STATE BUDGET DIFFICULTIES HOGS, SHEEP, AND POULTRY INVENTORIES AND INVENTORY VALUE ARE NOT AVAILABLE AT COUNTY LEVEL.

FARM FACTS 2001-2002



RANK IN
STATE

VALUE OF PRODUCTION 1/ ANDERSON COUNTY



RANK IN
STATE

POPULATION-2000-U.S. CENSUS EST.	8,110	51
NO. OF FARMS 2001	680	36
LAND IN FARMS 2001-ACRES	376,000	73
ACRES HARVESTED 2001	195,660	57
VALUE OF CROPS HARV. 2001	\$25,199,500	55
VALUE OF CATTLE & MILK PROD. 2001	\$14,335,700	66
PRECIPITATION JAN.-DEC. 2001-IN.	37.39	21
PRECIPITATION LONGTIME AVERAGE-IN.	40.40	10

WHEAT 2001

ACRES SEEDING IN 2000	30,700	77
ACRES HARVESTED IN 2001	29,400	77
YIELD-BU./ACRE	53	5
PROD-BU.	1,564,000	73
FARM VALUE	\$4,190,000	73
IRRIGATED ACRES HARV.	2/	
YIELD - BU./ACRE	2/	
PROD. - BU.	2/	
CONT. CROP DRYLAND ACRES HARV.	29,400	47
YIELD - BU./ACRE	53	5
PROD. - BU.	1,564,000	33
SUMMER FALLOW ACRES HARV.	2/	
YIELD - BU./ACRE	2/	
PROD. - BU.	2/	

CORN 2001

ACRES PLANTED	28,800	42
ACRES HARV. FOR GRAIN	26,500	40
YIELD - BU./ACRE	96	64
PROD. - BU.	2,540,000	46
FARM VALUE	\$4,579,700	50
IRRIGATED ACRES HARV.	500	61
YIELD - BU./ACRE	136	55
PROD. - BU.	68,000	61
NON-IRRIGATED ACRES HARV.	26,000	13
YIELD - BU./ACRE	95	5
PROD. - BU.	2,472,000	9
ACRES HARV. FOR SILAGE	1,800	47
YIELD - TONS/ACRE	11.7	38
PROD. - TONS	21,000	48
FARM VALUE	\$313,200	52

SORGHUM 2001

ACRES PLANTED	16,200	75
ACRES HARV. FOR GRAIN	15,600	74
YIELD - BU./ACRE	76	27
PROD. - BU.	1,181,500	67
FARM VALUE	\$2,055,100	68
IRRIGATED ACRES HARV.	2/	
YIELD - BU./ACRE	2/	
PROD. - BU.	2/	
NON-IRRIGATED ACRES HARV.	15,600	49
YIELD - BU./ACRE	76	22
PROD. - BU.	1,181,500	42
ACRES HARV. FOR SILAGE	2/	
YIELD - TONS/ACRE	2/	
PROD. - TONS	2/	
FARM VALUE	2/	

SUNFLOWERS 2001

ACRES PLANTED	2/	
ACRES HARVESTED	2/	
YIELD - LB./ACRE	2/	
PROD. - LB.	2/	
FARM VALUE	2/	

SOYBEANS 2001

ACRES PLANTED	73,800	7
ACRES HARVESTED	70,700	7
YIELD - BU./ACRE	27	72
PROD. - BU.	1,881,200	13
FARM VALUE	\$7,804,000	12
IRRIGATED ACRES HARV.	2/	
YIELD - BU./ACRE	2/	
PROD. - BU.	2/	
NON-IRRIGATED ACRES HARV.	2/	
YIELD - BU./ACRE	2/	
PROD. - BU.	2/	

ALFALFA HAY 2001

ACRES HARVESTED	4,500	70
YIELD - TONS/ACRE	2.2	103
PROD. - TONS	9,900	85
FARM VALUE	\$1,016,000	85

ALL OTHER HAY 2001

ACRES HARVESTED	45,100	13
YIELD - TONS/ACRE	1.5	63
PROD. - TONS	68,400	14
FARM VALUE	\$5,003,000	11

ALL HAY 2001

ACRES HARVESTED	49,600	20
YIELD - TONS/ACRE	1.6	87
PROD. - TONS	78,300	44
FARM VALUE	\$6,019,000	42
PASTURE ACREAGE-1997 CENSUS OF AG	149,000	51

LIVESTOCK INVENTORIES 4/

ALL CATTLE, JAN. 1, 2002	40,600	61
COWS THAT HAVE CALVED	16,300	42
BEEF	15,300	28
MILK	1,000	9
OTHER CATTLE	24,300	60
CATTLE ON FEED-JAN. 1, 2002	3/	
CALVES BORN - 2001	15,700	42

INVENTORY VALUES 4/

CATTLE AND CALVES-JAN. 1, 2002	\$25,985,000	61
--------------------------------	--------------	----

PRODUCTION 1/

MILK-2001-1,000 LBS.	15,100	13
FARM VALUE	\$2,190,000	13

1/ DUE TO THE STATE BUDGET DIFFICULTIES HOGS, SHEEP, AND POULTRY VALUE OF PRODUCTION ARE NOT AVAILABLE AT COUNTY LEVEL.

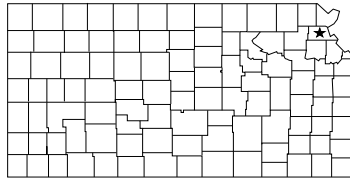
2/ DATA NOT PUBLISHED FOR ALL PRACTICES BECAUSE OF INSUFFICIENT REPORTS OR RELATIVE UNIMPORTANCE OF SOME PRACTICES.

3/ DATA NOT PUBLISHED TO AVOID DISCLOSURE OF INDIVIDUAL REPORTS.

4/ DUE TO THE STATE BUDGET DIFFICULTIES HOGS, SHEEP, AND POULTRY INVENTORIES AND INVENTORY VALUE ARE NOT AVAILABLE AT COUNTY LEVEL.

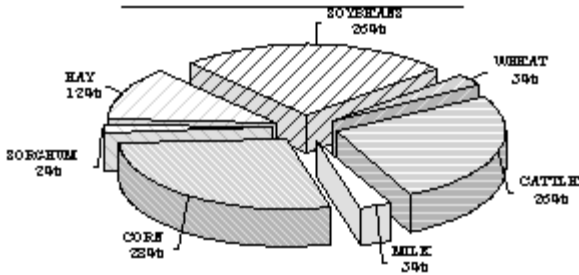
09/02 003

FARM FACTS 2001-2002



STATE

VALUE OF PRODUCTION 1/ ATCHISON COUNTY



RANK IN
STATE

POPULATION-2000-U.S. CENSUS EST.	16,774	32
NO. OF FARMS 2001	680	36
LAND IN FARMS 2001-ACRES	254,000	97
ACRES HARVESTED 2001	146,900	83
VALUE OF CROPS HARV. 2001	\$24,978,800	59
VALUE OF CATTLE & MILK PROD. 2001	\$10,389,900	86
PRECIPITATION JAN.-DEC. 2001-IN.	48.50	2
PRECIPITATION LONGTIME AVERAGE-IN.	36.90	23

WHEAT 2001

ACRES SEEDED IN 2000	9,500	93
ACRES HARVESTED IN 2001	9,000	92
YIELD-BU./ACRE	45	27
PROD-BU.	402,000	94
FARM VALUE	\$1,105,000	93
IRRIGATED ACRES HARV.	2/	
YIELD - BU./ACRE	2/	
PROD. - BU.	2/	
CONT. CROP DRYLAND ACRES HARV.	9,000	82
YIELD - BU./ACRE	45	25
PROD. - BU.	402,000	78
SUMMER FALLOW ACRES HARV.	2/	
YIELD - BU./ACRE	2/	
PROD. - BU.	2/	

CORN 2001

ACRES PLANTED	49,300	27
ACRES HARV. FOR GRAIN	45,600	24
YIELD - BU./ACRE	110	44
PROD. - BU.	5,038,000	25
FARM VALUE	\$9,438,800	25
IRRIGATED ACRES HARV.	400	62
YIELD - BU./ACRE	135	56
PROD. - BU.	54,000	62
NON-IRRIGATED ACRES HARV.	45,200	4
YIELD - BU./ACRE	110	2
PROD. - BU.	4,984,000	1
ACRES HARV. FOR SILAGE	3,100	33
YIELD - TONS/ACRE	12.2	33
PROD. - TONS	37,800	31
FARM VALUE	\$587,000	32

SORGHUM 2001

ACRES PLANTED	3,900	97
ACRES HARV. FOR GRAIN	3,500	97
YIELD - BU./ACRE	75	31
PROD. - BU.	262,800	96
FARM VALUE	\$486,000	96
IRRIGATED ACRES HARV.	2/	
YIELD - BU./ACRE	2/	
PROD. - BU.	2/	
NON-IRRIGATED ACRES HARV.	3,500	71
YIELD - BU./ACRE	75	25
PROD. - BU.	262,800	70
ACRES HARV. FOR SILAGE	2/	
YIELD - TONS/ACRE	2/	
PROD. - TONS	2/	
FARM VALUE	2/	

SUNFLOWERS 2001

ACRES PLANTED	2/
ACRES HARVESTED	2/
YIELD - LB./ACRE	2/
PROD. - LB.	2/
FARM VALUE	2/

SOYBEANS 2001

ACRES PLANTED	59,700	16
ACRES HARVESTED	58,700	15
YIELD - BU./ACRE	37	23
PROD. - BU.	2,186,500	7
FARM VALUE	\$9,180,000	7
IRRIGATED ACRES HARV.	2/	
YIELD - BU./ACRE	2/	
PROD. - BU.	2/	
NON-IRRIGATED ACRES HARV.	2/	
YIELD - BU./ACRE	2/	
PROD. - BU.	2/	

ALFALFA HAY 2001

ACRES HARVESTED	1,300	98
YIELD - TONS/ACRE	4.7	27
PROD. - TONS	6,100	92
FARM VALUE	\$678,500	91

ALL OTHER HAY 2001

ACRES HARVESTED	24,700	38
YIELD - TONS/ACRE	2.3	12
PROD. - TONS	57,400	25
FARM VALUE	\$3,389,000	27

ALL HAY 2001

ACRES HARVESTED	26,000	54
YIELD - TONS/ACRE	2.4	49
PROD. - TONS	63,500	60
FARM VALUE	\$4,067,500	66
PASTURE ACREAGE-1997 CENSUS OF AG	70,000	95

LIVESTOCK INVENTORIES 4/

ALL CATTLE, JAN. 1, 2002	33,900	73
COWS THAT HAVE CALVED	13,000	62
BEEF	12,600	38
MILK	400	27
OTHER CATTLE	20,900	71
CATTLE ON FEED-JAN. 1, 2002	3/	
CALVES BORN - 2001	12,400	61

INVENTORY VALUES 4/

CATTLE AND CALVES-JAN. 1, 2002	\$21,695,000	73
--------------------------------	--------------	----

PRODUCTION 1/

MILK-2001-1,000 LBS.	7,600	27
FARM VALUE	\$1,102,000	27

1/ DUE TO THE STATE BUDGET DIFFICULTIES HOGS, SHEEP, AND POULTRY VALUE OF PRODUCTION ARE NOT AVAILABLE AT COUNTY LEVEL.

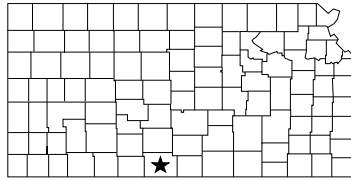
2/ DATA NOT PUBLISHED FOR ALL PRACTICES BECAUSE OF INSUFFICIENT REPORTS OR RELATIVE UNIMPORTANCE OF SOME PRACTICES.

3/ DATA NOT PUBLISHED TO AVOID DISCLOSURE OF INDIVIDUAL REPORTS.

4/ DUE TO THE STATE BUDGET DIFFICULTIES HOGS, SHEEP, AND POULTRY INVENTORIES AND INVENTORY VALUE ARE NOT AVAILABLE AT COUNTY LEVEL.

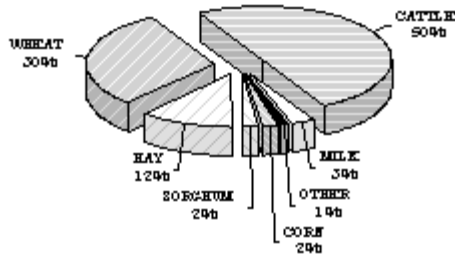
09/02 005

FARM FACTS 2001-2002



RANK IN
STATE

VALUE OF PRODUCTION 1/ BARBER COUNTY



RANK IN
STATE

POPULATION-2000-U.S. CENSUS EST.	5,307	70
NO. OF FARMS 2001	450	69
LAND IN FARMS 2001-ACRES	637,000	10
ACRES HARVESTED 2001	170,260	67
VALUE OF CROPS HARV. 2001	\$19,246,800	82
VALUE OF CATTLE & MILK PROD. 2001	\$21,572,400	40
PRECIPITATION JAN.-DEC. 2001-IN.	19.81	88
PRECIPITATION LONGTIME AVERAGE-IN.	26.21	60

WHEAT 2001

ACRES SEEDED IN 2000	130,000	30
ACRES HARVESTED IN 2001	117,100	24
YIELD-BU./ACRE	38	74
PROD-BU.	4,421,000	26
FARM VALUE	\$12,245,000	25
IRRIGATED ACRES HARV.	2,900	31
YIELD - BU./ACRE	38	43
PROD. - BU.	110,400	33
CONT. CROP DRYLAND ACRES HARV.	104,200	14
YIELD - BU./ACRE	38	56
PROD. - BU.	3,934,700	15
SUMMER FALLOW ACRES HARV.	10,000	54
YIELD - BU./ACRE	38	29
PROD. - BU.	375,900	54

CORN 2001

ACRES PLANTED	4,000	97
ACRES HARV. FOR GRAIN	2,400	99
YIELD - BU./ACRE	111	43
PROD. - BU.	267,000	97
FARM VALUE	\$546,000	96
IRRIGATED ACRES HARV.	1,300	56
YIELD - BU./ACRE	169	18
PROD. - BU.	220,000	55
NON-IRRIGATED ACRES HARV.	1,100	61
YIELD - BU./ACRE	43	48
PROD. - BU.	47,000	61
ACRES HARV. FOR SILAGE	1,500	54
YIELD - TONS/ACRE	10.5	48
PROD. - TONS	15,700	57
FARM VALUE	\$272,700	56

SORGHUM 2001

ACRES PLANTED	19,500	70
ACRES HARV. FOR GRAIN	12,400	79
YIELD - BU./ACRE	22	103
PROD. - BU.	272,700	95
FARM VALUE	\$504,300	95
IRRIGATED ACRES HARV.	2/	
YIELD - BU./ACRE	2/	
PROD. - BU.	2/	
NON-IRRIGATED ACRES HARV.	2/	
YIELD - BU./ACRE	2/	
PROD. - BU.	2/	
ACRES HARV. FOR SILAGE	2/	
YIELD - TONS/ACRE	2/	
PROD. - TONS	2/	
FARM VALUE	2/	

SUNFLOWERS 2001

ACRES PLANTED	1,300	47
ACRES HARVESTED	1,300	47
YIELD - LB./ACRE	1,082	30
PROD. - LB.	1,406,200	47
FARM VALUE	\$113,200	46

SOYBEANS 2001

ACRES PLANTED	2/	
ACRES HARVESTED	2/	
YIELD - BU./ACRE	2/	
PROD. - BU.	2/	
FARM VALUE	2/	
IRRIGATED ACRES HARV.	2/	
YIELD - BU./ACRE	2/	
PROD. - BU.	2/	
NON-IRRIGATED ACRES HARV.	2/	
YIELD - BU./ACRE	2/	
PROD. - BU.	2/	

ALFALFA HAY 2001

ACRES HARVESTED	7,500	45
YIELD - TONS/ACRE	4.1	45
PROD. - TONS	30,800	40
FARM VALUE	\$2,834,500	40

ALL OTHER HAY 2001

ACRES HARVESTED	22,600	40
YIELD - TONS/ACRE	1.7	47
PROD. - TONS	38,300	43
FARM VALUE	\$2,037,000	49

ALL HAY 2001

ACRES HARVESTED	30,100	48
YIELD - TONS/ACRE	2.3	53
PROD. - TONS	69,100	55
FARM VALUE	\$4,871,500	62
PASTURE ACREAGE-1997 CENSUS OF AG	420,000	3

LIVESTOCK INVENTORIES 4/

ALL CATTLE, JAN. 1, 2002	61,400	32
COWS THAT HAVE CALVED	24,200	9
BEEF	3/	
MILK	3/	
OTHER CATTLE	37,200	36
CATTLE ON FEED-JAN. 1, 2002	3/	
CALVES BORN - 2001	22,200	9

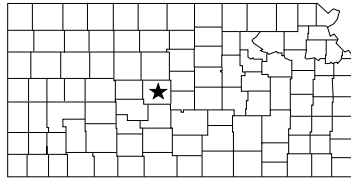
INVENTORY VALUES 4/

CATTLE AND CALVES-JAN. 1, 2002	\$39,295,000	32
--------------------------------	--------------	----

PRODUCTION 1/

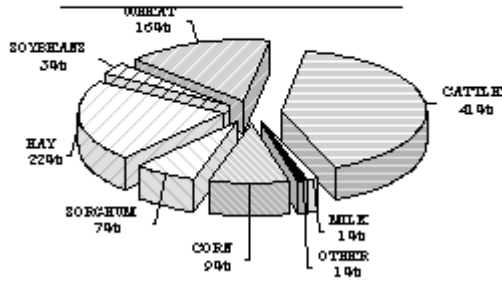
MILK-2001-1,000 LBS.	3/	
FARM VALUE	3/	
1/ DUE TO THE STATE BUDGET DIFFICULTIES HOGS, SHEEP, AND POULTRY VALUE OF PRODUCTION ARE NOT AVAILABLE AT COUNTY LEVEL.		
2/ DATA NOT PUBLISHED FOR ALL PRACTICES BECAUSE OF INSUFFICIENT REPORTS OR RELATIVE UNIMPORTANCE OF SOME PRACTICES.		
3/ DATA NOT PUBLISHED TO AVOID DISCLOSURE OF INDIVIDUAL REPORTS.		
4/ DUE TO THE STATE BUDGET DIFFICULTIES HOGS, SHEEP, AND POULTRY INVENTORIES AND INVENTORY VALUE ARE NOT AVAILABLE AT COUNTY LEVEL.		

FARM FACTS 2001-2002



RANK IN
STATE

VALUE OF PRODUCTION 1/ BARTON COUNTY



RANK IN
STATE

POPULATION-2000-U.S. CENSUS EST.	28,205	20
NO. OF FARMS 2001	770	26
LAND IN FARMS 2001-ACRES	598,000	17
ACRES HARVESTED 2001	330,620	9
VALUE OF CROPS HARV. 2001	\$59,554,300	6
VALUE OF CATTLE & MILK PROD. 2001	\$43,682,900	11
PRECIPITATION JAN.-DEC. 2001-IN.	29.66	42
PRECIPITATION LONGTIME AVERAGE-IN.	25.96	61

WHEAT 2001

ACRES SEEDED IN 2000	170,000	13
ACRES HARVESTED IN 2001	148,400	10
YIELD-BU./ACRE	39	67
PROD-BU.	5,788,000	16
FARM VALUE	\$16,150,000	15
IRRIGATED ACRES HARV.	2/	
YIELD - BU./ACRE	2/	
PROD. - BU.	2/	
CONT. CROP DRYLAND ACRES HARV.	101,700	15
YIELD - BU./ACRE	37	61
PROD. - BU.	3,743,700	18
SUMMER FALLOW ACRES HARV.	46,700	30
YIELD - BU./ACRE	44	8
PROD. - BU.	2,044,300	25

CORN 2001

ACRES PLANTED	42,800	31
ACRES HARV. FOR GRAIN	29,000	37
YIELD - BU./ACRE	130	25
PROD. - BU.	3,775,000	32
FARM VALUE	\$7,566,800	31
IRRIGATED ACRES HARV.	22,800	20
YIELD - BU./ACRE	157	41
PROD. - BU.	3,580,000	21
NON-IRRIGATED ACRES HARV.	6,200	42
YIELD - BU./ACRE	31	58
PROD. - BU.	195,000	50
ACRES HARV. FOR SILAGE	8,800	6
YIELD - TONS/ACRE	9.2	53
PROD. - TONS	80,900	11
FARM VALUE	\$1,338,600	13

SORGHUM 2001

ACRES PLANTED	60,900	25
ACRES HARV. FOR GRAIN	56,800	27
YIELD - BU./ACRE	67	46
PROD. - BU.	3,798,000	19
FARM VALUE	\$7,251,600	18
IRRIGATED ACRES HARV.	3,200	18
YIELD - BU./ACRE	122	2
PROD. - BU.	389,800	14
NON-IRRIGATED ACRES HARV.	53,600	20
YIELD - BU./ACRE	64	39
PROD. - BU.	3,408,200	15
ACRES HARV. FOR SILAGE	1,400	20
YIELD - TONS/ACRE	6.4	30
PROD. - TONS	8,900	32
FARM VALUE	\$127,900	32

SUNFLOWERS 2001

ACRES PLANTED	4,300	29
ACRES HARVESTED	4,300	29
YIELD - LB./ACRE	803	49
PROD. - LB.	3,455,000	34
FARM VALUE	\$272,200	33

SOYBEANS 2001

ACRES PLANTED	19,100	50
ACRES HARVESTED	18,300	51
YIELD - BU./ACRE	47	7
PROD. - BU.	862,100	39
FARM VALUE	\$3,567,000	38
IRRIGATED ACRES HARV.	12,000	11
YIELD - BU./ACRE	60	3
PROD. - BU.	720,000	8
NON-IRRIGATED ACRES HARV.	6,300	25
YIELD - BU./ACRE	23	18
PROD. - BU.	142,100	25

ALFALFA HAY 2001

ACRES HARVESTED	43,600	1
YIELD - TONS/ACRE	4.7	27
PROD. - TONS	206,000	4
FARM VALUE	\$21,023,000	4

ALL OTHER HAY 2001

ACRES HARVESTED	19,300	47
YIELD - TONS/ACRE	1.7	47
PROD. - TONS	33,300	52
FARM VALUE	\$2,146,000	47

ALL HAY 2001

ACRES HARVESTED	62,900	4
YIELD - TONS/ACRE	3.8	13
PROD. - TONS	239,300	3
FARM VALUE	\$23,169,000	3
PASTURE ACREAGE-1997 CENSUS OF AG	148,000	53

LIVESTOCK INVENTORIES 4/

ALL CATTLE, JAN. 1, 2002	120,000	6
COWS THAT HAVE CALVED	18,200	31
BEEF	3/	
MILK	3/	
OTHER CATTLE	101,800	6
CATTLE ON FEED-JAN. 1, 2002	55,200	7
CALVES BORN - 2001	16,600	35

INVENTORY VALUES 4/

CATTLE AND CALVES-JAN. 1, 2002	\$76,795,000	6
--------------------------------	--------------	---

PRODUCTION 1/

MILK-2001-1,000 LBS.	3/
FARM VALUE	3/

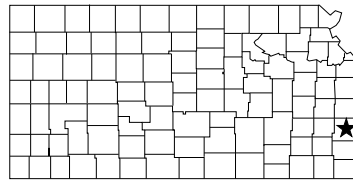
1/ DUE TO THE STATE BUDGET DIFFICULTIES HOGS, SHEEP, AND POULTRY VALUE OF PRODUCTION ARE NOT AVAILABLE AT COUNTY LEVEL.

2/ DATA NOT PUBLISHED FOR ALL PRACTICES BECAUSE OF INSUFFICIENT REPORTS OR RELATIVE UNIMPORTANCE OF SOME PRACTICES.

3/ DATA NOT PUBLISHED TO AVOID DISCLOSURE OF INDIVIDUAL REPORTS.

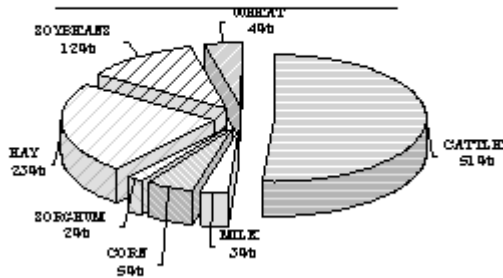
4/ DUE TO THE STATE BUDGET DIFFICULTIES HOGS, SHEEP, AND POULTRY INVENTORIES AND INVENTORY VALUE ARE NOT AVAILABLE AT COUNTY LEVEL.

FARM FACTS 2001-2002



STATE

VALUE OF PRODUCTION 1/ BOURBON COUNTY



SORGHUM 2001

ACRES PLANTED	4,000	96
ACRES HARV. FOR GRAIN	3,900	95
YIELD - BU./ACRE	72	38
PROD. - BU.	281,700	93
FARM VALUE	\$512,500	93
IRRIGATED ACRES HARV.	2/	
YIELD - BU./ACRE	2/	
PROD. - BU.	2/	
NON-IRRIGATED ACRES HARV.	3,900	69
YIELD - BU./ACRE	72	32
PROD. - BU.	281,700	68
ACRES HARV. FOR SILAGE	2/	
YIELD - TONS/ACRE	2/	
PROD. - TONS	2/	
FARM VALUE	2/	

SUNFLOWERS 2001

ACRES PLANTED	2/
ACRES HARVESTED	2/
YIELD - LB./ACRE	2/
PROD. - LB.	2/
FARM VALUE	2/

SOYBEANS 2001

ACRES PLANTED	35,200	36
ACRES HARVESTED	34,400	33
YIELD - BU./ACRE	25	78
PROD. - BU.	847,400	40
FARM VALUE	\$3,567,000	38
IRRIGATED ACRES HARV.	2/	
YIELD - BU./ACRE	2/	
PROD. - BU.	2/	
NON-IRRIGATED ACRES HARV.	2/	
YIELD - BU./ACRE	2/	
PROD. - BU.	2/	

RANK IN
STATE

POPULATION-2000-U.S. CENSUS EST.	15,379	34
NO. OF FARMS 2001	800	23
LAND IN FARMS 2001-ACRES	338,000	83
ACRES HARVESTED 2001	115,630	92
VALUE OF CROPS HARV. 2001	\$13,924,100	95
VALUE OF CATTLE & MILK PROD. 2001	\$16,836,300	50
PRECIPITATION JAN.-DEC. 2001-IN.	29.53	43
PRECIPITATION LONGTIME AVERAGE-IN.	41.49	5

WHEAT 2001

ACRES SEEDED IN 2000	10,000	91
ACRES HARVESTED IN 2001	9,300	91
YIELD-BU./ACRE	52	6
PROD-BU.	480,000	91
FARM VALUE	\$1,320,000	90
IRRIGATED ACRES HARV.	2/	
YIELD - BU./ACRE	2/	
PROD. - BU.	2/	
CONT. CROP DRYLAND ACRES HARV.	9,300	81
YIELD - BU./ACRE	52	6
PROD. - BU.	480,000	71
SUMMER FALLOW ACRES HARV.	2/	
YIELD - BU./ACRE	2/	
PROD. - BU.	2/	

CORN 2001

ACRES PLANTED	8,300	87
ACRES HARV. FOR GRAIN	7,400	81
YIELD - BU./ACRE	90	71
PROD. - BU.	666,000	84
FARM VALUE	\$1,294,700	83
IRRIGATED ACRES HARV.	2/	
YIELD - BU./ACRE	2/	
PROD. - BU.	2/	
NON-IRRIGATED ACRES HARV.	2/	
YIELD - BU./ACRE	2/	
PROD. - BU.	2/	
ACRES HARV. FOR SILAGE	800	62
YIELD - TONS/ACRE	12.9	29
PROD. - TONS	10,300	61
FARM VALUE	\$167,300	62

ALFALFA HAY 2001

ACRES HARVESTED	4,900	63
YIELD - TONS/ACRE	2.4	98
PROD. - TONS	12,000	78
FARM VALUE	\$1,275,000	75

ALL OTHER HAY 2001

ACRES HARVESTED	53,900	5
YIELD - TONS/ACRE	1.4	72
PROD. - TONS	77,700	8
FARM VALUE	\$5,681,500	6

ALL HAY 2001

ACRES HARVESTED	58,800	9
YIELD - TONS/ACRE	1.5	91
PROD. - TONS	89,700	28
FARM VALUE	\$6,956,500	31
PASTURE ACREAGE-1997 CENSUS OF AG	200,000	29

LIVESTOCK INVENTORIES 4/

ALL CATTLE, JAN. 1, 2002	57,500	36
COWS THAT HAVE CALVED	26,600	4
BEEF	26,100	3
MILK	500	23
OTHER CATTLE	30,900	45
CATTLE ON FEED-JAN. 1, 2002	3/	
CALVES BORN - 2001	26,300	2

INVENTORY VALUES 4/

CATTLE AND CALVES-JAN. 1, 2002	\$36,800,000	36
--------------------------------	--------------	----

PRODUCTION 1/

MILK-2001-1,000 LBS.	7,200	29
FARM VALUE	\$1,044,000	29

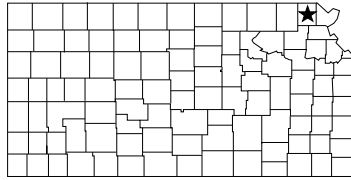
1/ DUE TO THE STATE BUDGET DIFFICULTIES HOGS, SHEEP, AND POULTRY VALUE OF PRODUCTION ARE NOT AVAILABLE AT COUNTY LEVEL.

2/ DATA NOT PUBLISHED FOR ALL PRACTICES BECAUSE OF INSUFFICIENT REPORTS OR RELATIVE UNIMPORTANCE OF SOME PRACTICES.

3/ DATA NOT PUBLISHED TO AVOID DISCLOSURE OF INDIVIDUAL REPORTS.

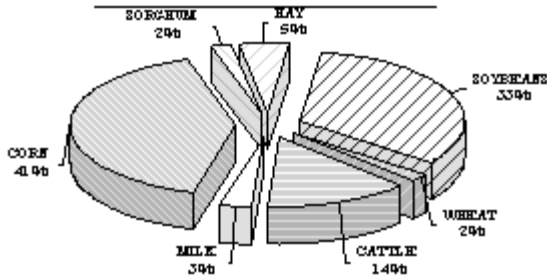
4/ DUE TO THE STATE BUDGET DIFFICULTIES HOGS, SHEEP, AND POULTRY INVENTORIES AND INVENTORY VALUE ARE NOT AVAILABLE AT COUNTY LEVEL.

FARM FACTS 2001-2002



RANK IN
STATE

VALUE OF PRODUCTION 1/ BROWN COUNTY



RANK IN
STATE

POPULATION-2000-U.S. CENSUS EST.	10,724	40
NO. OF FARMS 2001	670	38
LAND IN FARMS 2001-ACRES	350,000	78
ACRES HARVESTED 2001	246,600	32
VALUE OF CROPS HARV. 2001	\$51,490,200	12
VALUE OF CATTLE & MILK PROD. 2001	\$10,315,400	87
PRECIPITATION JAN.-DEC. 2001-IN.	24.98	66
PRECIPITATION LONGTIME AVERAGE-IN.	36.40	26

WHEAT 2001

ACRES SEEDED IN 2000	12,600	88
ACRES HARVESTED IN 2001	11,400	89
YIELD-BU./ACRE	44	30
PROD.-BU.	505,000	89
FARM VALUE	\$1,390,000	89
IRRIGATED ACRES HARV.	2/	
YIELD - BU./ACRE	2/	
PROD. - BU.	2/	
CONT. CROP DRYLAND ACRES HARV.	11,400	76
YIELD - BU./ACRE	44	28
PROD. - BU.	505,000	67
SUMMER FALLOW ACRES HARV.	2/	
YIELD - BU./ACRE	2/	
PROD. - BU.	2/	

CORN 2001

ACRES PLANTED	99,700	5
ACRES HARV. FOR GRAIN	94,200	5
YIELD - BU./ACRE	136	21
PROD. - BU.	12,827,000	6
FARM VALUE	\$24,031,800	8
IRRIGATED ACRES HARV.	2/	
YIELD - BU./ACRE	2/	
PROD. - BU.	2/	
NON-IRRIGATED ACRES HARV.	2/	
YIELD - BU./ACRE	2/	
PROD. - BU.	2/	
ACRES HARV. FOR SILAGE	3,800	27
YIELD - TONS/ACRE	19.1	5
PROD. - TONS	72,600	16
FARM VALUE	\$1,127,300	19

SORGHUM 2001

ACRES PLANTED	7,100	88
ACRES HARV. FOR GRAIN	6,800	88
YIELD - BU./ACRE	96	1
PROD. - BU.	651,700	82
FARM VALUE	\$1,205,200	80
IRRIGATED ACRES HARV.	2/	
YIELD - BU./ACRE	2/	
PROD. - BU.	2/	
NON-IRRIGATED ACRES HARV.	6,800	62
YIELD - BU./ACRE	96	1
PROD. - BU.	651,700	57
ACRES HARV. FOR SILAGE	2/	
YIELD - TONS/ACRE	2/	
PROD. - TONS	2/	
FARM VALUE	2/	

SUNFLOWERS 2001

ACRES PLANTED	2/	
ACRES HARVESTED	2/	
YIELD - LB./ACRE	2/	
PROD. - LB.	2/	
FARM VALUE	2/	

SOYBEANS 2001

ACRES PLANTED	110,900	2
ACRES HARVESTED	109,100	2
YIELD - BU./ACRE	45	9
PROD. - BU.	4,868,300	1
FARM VALUE	\$20,438,000	1
IRRIGATED ACRES HARV.	2/	
YIELD - BU./ACRE	2/	
PROD. - BU.	2/	
NON-IRRIGATED ACRES HARV.	2/	
YIELD - BU./ACRE	2/	
PROD. - BU.	2/	

ALFALFA HAY 2001

ACRES HARVESTED	3,300	80
YIELD - TONS/ACRE	3.2	78
PROD. - TONS	10,600	84
FARM VALUE	\$1,179,000	82

ALL OTHER HAY 2001

ACRES HARVESTED	16,600	52
YIELD - TONS/ACRE	2.0	25
PROD. - TONS	33,700	51
FARM VALUE	\$1,990,000	50

ALL HAY 2001

ACRES HARVESTED	19,900	70
YIELD - TONS/ACRE	2.2	60
PROD. - TONS	44,300	75
FARM VALUE	\$3,169,000	83
PASTURE ACREAGE-1997 CENSUS OF AG	59,000	97

LIVESTOCK INVENTORIES 4/

ALL CATTLE, JAN. 1, 2002	28,300	89
COWS THAT HAVE CALVED	9,700	84
BEEF	9,000	47
MILK	700	18
OTHER CATTLE	18,600	78
CATTLE ON FEED-JAN. 1, 2002	3/	
CALVES BORN - 2001	9,300	84

INVENTORY VALUES 4/

CATTLE AND CALVES-JAN. 1, 2002	\$18,110,000	89
--------------------------------	--------------	----

PRODUCTION 1/

MILK-2001-1,000 LBS.	12,700	18
FARM VALUE	\$1,842,000	18

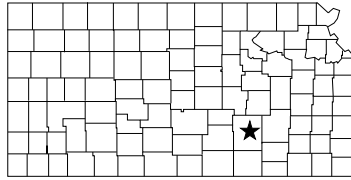
1/ DUE TO THE STATE BUDGET DIFFICULTIES HOGS, SHEEP, AND POULTRY VALUE OF PRODUCTION ARE NOT AVAILABLE AT COUNTY LEVEL.

2/ DATA NOT PUBLISHED FOR ALL PRACTICES BECAUSE OF INSUFFICIENT REPORTS OR RELATIVE UNIMPORTANCE OF SOME PRACTICES.

3/ DATA NOT PUBLISHED TO AVOID DISCLOSURE OF INDIVIDUAL REPORTS.

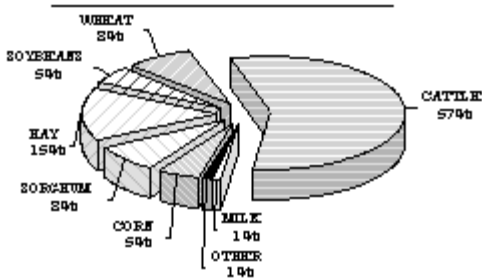
4/ DUE TO THE STATE BUDGET DIFFICULTIES HOGS, SHEEP, AND POULTRY INVENTORIES AND INVENTORY VALUE ARE NOT AVAILABLE AT COUNTY LEVEL.

FARM FACTS 2001-2002



RANK IN
STATE

VALUE OF PRODUCTION 1/ BUTLER COUNTY



		RANK IN STATE
POPULATION-2000-U.S. CENSUS EST.	59,482	9
NO. OF FARMS 2001	1,260	3
LAND IN FARMS 2001-ACRES	765,000	1
ACRES HARVESTED 2001	281,110	18
VALUE OF CROPS HARV. 2001	\$29,439,000	45
VALUE OF CATTLE & MILK PROD. 2001	\$42,054,800	13
PRECIPITATION JAN.-DEC. 2001-IN.	32.02	35
PRECIPITATION LONGTIME AVERAGE-IN.	34.75	32

WHEAT 2001

ACRES SEEDED IN 2000	52,400	70
ACRES HARVESTED IN 2001	47,900	68
YIELD-BU./ACRE	44	30
PROD-BU.	2,129,000	66
FARM VALUE	\$5,855,000	66
IRRIGATED ACRES HARV.	2/	
YIELD - BU./ACRE	2/	
PROD. - BU.	2/	
CONT. CROP DRYLAND ACRES HARV.	47,900	31
YIELD - BU./ACRE	44	28
PROD. - BU.	2,129,000	30
SUMMER FALLOW ACRES HARV.	2/	
YIELD - BU./ACRE	2/	
PROD. - BU.	2/	

CORN 2001

ACRES PLANTED	22,400	53
ACRES HARV. FOR GRAIN	19,200	52
YIELD - BU./ACRE	75	92
PROD. - BU.	1,441,000	63
FARM VALUE	\$2,801,300	64
IRRIGATED ACRES HARV.	2/	
YIELD - BU./ACRE	2/	
PROD. - BU.	2/	
NON-IRRIGATED ACRES HARV.	2/	
YIELD - BU./ACRE	2/	
PROD. - BU.	2/	
ACRES HARV. FOR SILAGE	2,200	40
YIELD - TONS/ACRE	11.9	35
PROD. - TONS	26,200	41
FARM VALUE	\$425,500	40

SORGHUM 2001

ACRES PLANTED	60,600	26
ACRES HARV. FOR GRAIN	60,000	24
YIELD - BU./ACRE	52	80
PROD. - BU.	3,116,300	31
FARM VALUE	\$5,669,400	31
IRRIGATED ACRES HARV.	2/	
YIELD - BU./ACRE	2/	
PROD. - BU.	2/	
NON-IRRIGATED ACRES HARV.	60,000	17
YIELD - BU./ACRE	52	55
PROD. - BU.	3,116,300	19
ACRES HARV. FOR SILAGE	2/	
YIELD - TONS/ACRE	2/	
PROD. - TONS	2/	
FARM VALUE	2/	

SUNFLOWERS 2001

ACRES PLANTED	2/
ACRES HARVESTED	2/
YIELD - LB./ACRE	2/
PROD. - LB.	2/
FARM VALUE	2/

SOYBEANS 2001

ACRES PLANTED	47,600	21
ACRES HARVESTED	46,500	21
YIELD - BU./ACRE	17	91
PROD. - BU.	804,300	44
FARM VALUE	\$3,385,000	43
IRRIGATED ACRES HARV.	2/	
YIELD - BU./ACRE	2/	
PROD. - BU.	2/	
NON-IRRIGATED ACRES HARV.	2/	
YIELD - BU./ACRE	2/	
PROD. - BU.	2/	

ALFALFA HAY 2001

ACRES HARVESTED	11,500	23
YIELD - TONS/ACRE	2.6	95
PROD. - TONS	29,500	45
FARM VALUE	\$3,135,000	36

ALL OTHER HAY 2001

ACRES HARVESTED	91,800	2
YIELD - TONS/ACRE	1.2	85
PROD. - TONS	107,800	3
FARM VALUE	\$7,882,000	3

ALL HAY 2001

ACRES HARVESTED	103,300	2
YIELD - TONS/ACRE	1.3	96
PROD. - TONS	137,300	8
FARM VALUE	\$11,017,000	10
PASTURE ACREAGE-1997 CENSUS OF AG	483,000	2

LIVESTOCK INVENTORIES 4/

ALL CATTLE, JAN. 1, 2002	102,900	9
COWS THAT HAVE CALVED	26,600	4
BEEF	26,200	2
MILK	400	27
OTHER CATTLE	76,300	9
CATTLE ON FEED-JAN. 1, 2002	17,800	16
CALVES BORN - 2001	23,000	7

INVENTORY VALUES 4/

CATTLE AND CALVES-JAN. 1, 2002	\$65,855,000	9
--------------------------------	--------------	---

PRODUCTION 1/

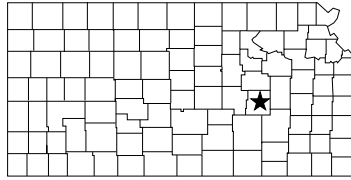
MILK-2001-1,000 LBS.	6,800	30
FARM VALUE	\$986,000	30

1/ DUE TO THE STATE BUDGET DIFFICULTIES HOGS, SHEEP, AND POULTRY VALUE OF PRODUCTION ARE NOT AVAILABLE AT COUNTY LEVEL.

2/ DATA NOT PUBLISHED FOR ALL PRACTICES BECAUSE OF INSUFFICIENT REPORTS OR RELATIVE UNIMPORTANCE OF SOME PRACTICES.

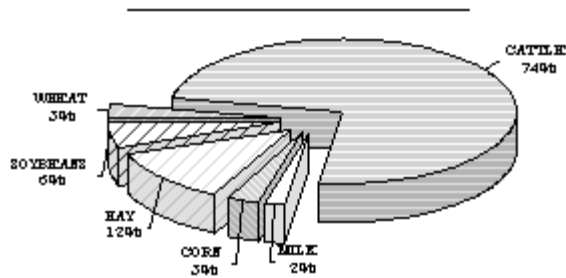
4/ DUE TO THE STATE BUDGET DIFFICULTIES HOGS, SHEEP, AND POULTRY INVENTORIES AND INVENTORY VALUE ARE NOT AVAILABLE AT COUNTY LEVEL.

FARM FACTS 2001-2002



RANK IN
STATE

VALUE OF PRODUCTION 1/ CHASE COUNTY



RANK IN
STATE

POPULATION-2000-U.S. CENSUS EST.	3,030	93
NO. OF FARMS 2001	280	92
LAND IN FARMS 2001-ACRES	368,000	75
ACRES HARVESTED 2001	78,900	101
VALUE OF CROPS HARV. 2001	\$10,436,300	100
VALUE OF CATTLE & MILK PROD. 2001	\$32,939,100	20
PRECIPITATION JAN.-DEC. 2001-IN.	32.57	34
PRECIPITATION LONGTIME AVERAGE-IN.	34.04	33

WHEAT 2001

ACRES SEEDED IN 2000	11,900	89
ACRES HARVESTED IN 2001	10,600	90
YIELD-BU./ACRE	39	67
PROD-BU.	413,000	93
FARM VALUE	\$1,105,000	93
IRRIGATED ACRES HARV.	2/	
YIELD - BU./ACRE	2/	
PROD. - BU.	2/	
CONT. CROP DRYLAND ACRES HARV.	10,600	78
YIELD - BU./ACRE	39	51
PROD. - BU.	413,000	77
SUMMER FALLOW ACRES HARV.	2/	
YIELD - BU./ACRE	2/	
PROD. - BU.	2/	

CORN 2001

ACRES PLANTED	8,300	87
ACRES HARV. FOR GRAIN	6,600	87
YIELD - BU./ACRE	89	76
PROD. - BU.	585,000	87
FARM VALUE	\$1,054,800	87
IRRIGATED ACRES HARV.	2/	
YIELD - BU./ACRE	2/	
PROD. - BU.	2/	
NON-IRRIGATED ACRES HARV.	2/	
YIELD - BU./ACRE	2/	
PROD. - BU.	2/	
ACRES HARV. FOR SILAGE	1,600	50
YIELD - TONS/ACRE	14.5	19
PROD. - TONS	23,200	45
FARM VALUE	\$346,000	47

SORGHUM 2001

ACRES PLANTED	3,100	99
ACRES HARV. FOR GRAIN	2,700	99
YIELD - BU./ACRE	58	70
PROD. - BU.	157,800	101
FARM VALUE	\$274,500	101
IRRIGATED ACRES HARV.	2/	
YIELD - BU./ACRE	2/	
PROD. - BU.	2/	
NON-IRRIGATED ACRES HARV.	2,700	73
YIELD - BU./ACRE	58	49
PROD. - BU.	157,800	74
ACRES HARV. FOR SILAGE	2/	
YIELD - TONS/ACRE	2/	
PROD. - TONS	2/	
FARM VALUE	2/	

SUNFLOWERS 2001

ACRES PLANTED	2/
ACRES HARVESTED	2/
YIELD - LB./ACRE	2/
PROD. - LB.	2/
FARM VALUE	2/

SOYBEANS 2001

ACRES PLANTED	18,700	52
ACRES HARVESTED	17,800	52
YIELD - BU./ACRE	33	45
PROD. - BU.	586,700	56
FARM VALUE	\$2,434,000	55
IRRIGATED ACRES HARV.	2/	
YIELD - BU./ACRE	2/	
PROD. - BU.	2/	
NON-IRRIGATED ACRES HARV.	2/	
YIELD - BU./ACRE	2/	
PROD. - BU.	2/	

ALFALFA HAY 2001

ACRES HARVESTED	7,000	48
YIELD - TONS/ACRE	3.1	81
PROD. - TONS	21,400	58
FARM VALUE	\$2,196,500	55

ALL OTHER HAY 2001

ACRES HARVESTED	31,100	31
YIELD - TONS/ACRE	1.3	80
PROD. - TONS	39,100	40
FARM VALUE	\$2,859,500	33

ALL HAY 2001

ACRES HARVESTED	38,100	35
YIELD - TONS/ACRE	1.6	87
PROD. - TONS	60,500	64
FARM VALUE	\$5,056,000	56
PASTURE ACREAGE-1997 CENSUS OF AG	337,000	9

LIVESTOCK INVENTORIES 4/

ALL CATTLE, JAN. 1, 2002	63,700	28
COWS THAT HAVE CALVED	15,600	46
BEEF	3/	
MILK	3/	
OTHER CATTLE	48,100	29
CATTLE ON FEED-JAN. 1, 2002	3/	
CALVES BORN - 2001	14,700	45

INVENTORY VALUES 4/

CATTLE AND CALVES-JAN. 1, 2002	\$40,770,000	28
--------------------------------	--------------	----

PRODUCTION 1/

MILK-2001-1,000 LBS.	3/
FARM VALUE	3/

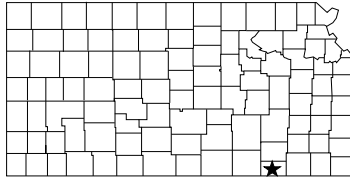
1/ DUE TO THE STATE BUDGET DIFFICULTIES HOGS, SHEEP, AND POULTRY VALUE OF PRODUCTION ARE NOT AVAILABLE AT COUNTY LEVEL.

2/ DATA NOT PUBLISHED FOR ALL PRACTICES BECAUSE OF INSUFFICIENT REPORTS OR RELATIVE UNIMPORTANCE OF SOME PRACTICES.

3/ DATA NOT PUBLISHED TO AVOID DISCLOSURE OF INDIVIDUAL REPORTS.

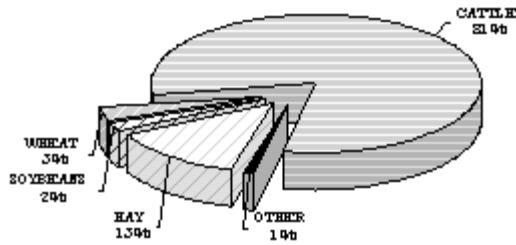
4/ DUE TO THE STATE BUDGET DIFFICULTIES HOGS, SHEEP, AND POULTRY INVENTORIES AND INVENTORY VALUE ARE NOT AVAILABLE AT COUNTY LEVEL.

FARM FACTS 2001-2002



RANK IN
STATE

VALUE OF PRODUCTION 1/ CHAUTAUQUA COUNTY



RANK IN
STATE

POPULATION-2000-U.S. CENSUS EST.	4,359	77
NO. OF FARMS 2001	360	83
LAND IN FARMS 2001-ACRES	389,000	71
ACRES HARVESTED 2001	35,900	104
VALUE OF CROPS HARV. 2001	\$3,589,800	104
VALUE OF CATTLE & MILK PROD. 2001	\$15,018,100	59
PRECIPITATION JAN.-DEC. 2001-IN.	25.60	63
PRECIPITATION LONGTIME AVERAGE-IN.	38.67	18

WHEAT 2001

ACRES SEEDED IN 2000	5,500	99
ACRES HARVESTED IN 2001	4,800	101
YIELD-BU./ACRE	43	40
PROD-BU.	206,000	101
FARM VALUE	\$565,000	101
IRRIGATED ACRES HARV.	2/	
YIELD - BU./ACRE	2/	
PROD. - BU.	2/	
CONT. CROP DRYLAND ACRES HARV.	4,800	96
YIELD - BU./ACRE	43	34
PROD. - BU.	206,000	93
SUMMER FALLOW ACRES HARV.	2/	
YIELD - BU./ACRE	2/	
PROD. - BU.	2/	

CORN 2001

ACRES PLANTED	1,000	102
ACRES HARV. FOR GRAIN	700	103
YIELD - BU./ACRE	76	89
PROD. - BU.	53,000	103
FARM VALUE	\$103,000	103
IRRIGATED ACRES HARV.	2/	
YIELD - BU./ACRE	2/	
PROD. - BU.	2/	
NON-IRRIGATED ACRES HARV.	2/	
YIELD - BU./ACRE	2/	
PROD. - BU.	2/	
ACRES HARV. FOR SILAGE	2/	
YIELD - TONS/ACRE	2/	
PROD. - TONS	2/	
FARM VALUE	2/	

SORGHUM 2001

ACRES PLANTED	2,300	101
ACRES HARV. FOR GRAIN	2,200	101
YIELD - BU./ACRE	44	91
PROD. - BU.	96,500	103
FARM VALUE	\$175,600	103
IRRIGATED ACRES HARV.	2/	
YIELD - BU./ACRE	2/	
PROD. - BU.	2/	
NON-IRRIGATED ACRES HARV.	2,200	74
YIELD - BU./ACRE	44	64
PROD. - BU.	96,500	76
ACRES HARV. FOR SILAGE	2/	
YIELD - TONS/ACRE	2/	
PROD. - TONS	2/	
FARM VALUE	2/	

SUNFLOWERS 2001

ACRES PLANTED	2/	
ACRES HARVESTED	2/	
YIELD - LB./ACRE	2/	
PROD. - LB.	2/	
FARM VALUE	2/	

SOYBEANS 2001

ACRES PLANTED	6,200	76
ACRES HARVESTED	5,100	77
YIELD - BU./ACRE	15	92
PROD. - BU.	74,000	88
FARM VALUE	\$312,000	88
IRRIGATED ACRES HARV.	2/	
YIELD - BU./ACRE	2/	
PROD. - BU.	2/	
NON-IRRIGATED ACRES HARV.	2/	
YIELD - BU./ACRE	2/	
PROD. - BU.	2/	

ALFALFA HAY 2001

ACRES HARVESTED	3,100	83
YIELD - TONS/ACRE	3.0	86
PROD. - TONS	9,300	89
FARM VALUE	\$988,000	87

ALL OTHER HAY 2001

ACRES HARVESTED	18,900	48
YIELD - TONS/ACRE	1.0	98
PROD. - TONS	18,600	72
FARM VALUE	\$1,360,000	63

ALL HAY 2001

ACRES HARVESTED	22,000	64
YIELD - TONS/ACRE	1.3	96
PROD. - TONS	27,900	94
FARM VALUE	\$2,348,000	92
PASTURE ACREAGE-1997 CENSUS OF AG	340,000	7

LIVESTOCK INVENTORIES 4/

ALL CATTLE, JAN. 1, 2002	54,600	39
COWS THAT HAVE CALVED	22,200	13
BEEF	22,200	7
OTHER CATTLE	32,400	43
CATTLE ON FEED-JAN. 1, 2002	3/	
CALVES BORN - 2001	21,300	11

INVENTORY VALUES 4/

CATTLE AND CALVES-JAN. 1, 2002	\$34,945,000	39
--------------------------------	--------------	----

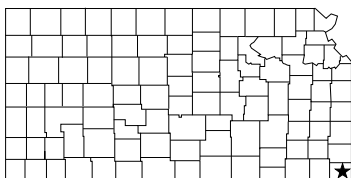
1/ DUE TO THE STATE BUDGET DIFFICULTIES HOGS, SHEEP, AND POULTRY VALUE OF PRODUCTION ARE NOT AVAILABLE AT COUNTY LEVEL.

2/ DATA NOT PUBLISHED FOR ALL PRACTICES BECAUSE OF INSUFFICIENT REPORTS OR RELATIVE UNIMPORTANCE OF SOME PRACTICES.

3/ DATA NOT PUBLISHED TO AVOID DISCLOSURE OF INDIVIDUAL REPORTS.

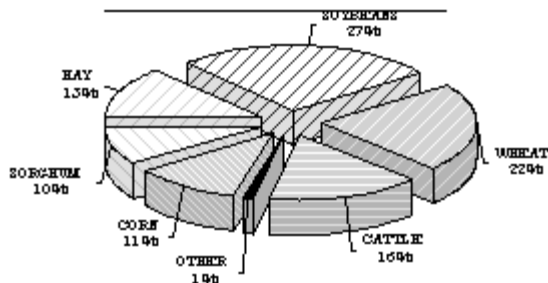
4/ DUE TO THE STATE BUDGET DIFFICULTIES HOGS, SHEEP, AND POULTRY INVENTORIES AND INVENTORY VALUE ARE NOT AVAILABLE AT COUNTY LEVEL.

FARM FACTS 2001-2002



RANK IN
STATE

VALUE OF PRODUCTION 1/ CHEROKEE COUNTY



RANK IN
STATE

POPULATION-2000-U.S. CENSUS EST.	22,605	26
NO. OF FARMS 2001	770	26
LAND IN FARMS 2001-ACRES	275,000	94
ACRES HARVESTED 2001	238,830	37
VALUE OF CROPS HARV. 2001	\$29,458,400	44
VALUE OF CATTLE & MILK PROD. 2001	\$5,831,200	104
PRECIPITATION JAN.-DEC. 2001-IN.	38.44	18
PRECIPITATION LONGTIME AVERAGE-IN.	41.81	3

WHEAT 2001

ACRES SEEDED IN 2000	64,400	69
ACRES HARVESTED IN 2001	61,100	64
YIELD-BU./ACRE	46	23
PROD.-BU.	2,791,000	59
FARM VALUE	\$7,675,000	59
IRRIGATED ACRES HARV.	2/	
YIELD - BU./ACRE	2/	
PROD. - BU.	2/	
CONT. CROP DRYLAND ACRES HARV.	61,100	29
YIELD - BU./ACRE	46	21
PROD. - BU.	2,791,000	26
SUMMER FALLOW ACRES HARV.	2/	
YIELD - BU./ACRE	2/	
PROD. - BU.	2/	

CORN 2001

ACRES PLANTED	18,900	59
ACRES HARV. FOR GRAIN	18,700	53
YIELD - BU./ACRE	109	46
PROD. - BU.	2,030,000	53
FARM VALUE	\$3,946,400	52
IRRIGATED ACRES HARV.	2/	
YIELD - BU./ACRE	2/	
PROD. - BU.	2/	
NON-IRRIGATED ACRES HARV.	2/	
YIELD - BU./ACRE	2/	
PROD. - BU.	2/	
ACRES HARV. FOR SILAGE	2/	
YIELD - TONS/ACRE	2/	
PROD. - TONS	2/	
FARM VALUE	2/	

SORGHUM 2001

ACRES PLANTED	21,600	67
ACRES HARV. FOR GRAIN	21,400	64
YIELD - BU./ACRE	86	4
PROD. - BU.	1,850,800	53
FARM VALUE	\$3,367,200	54
IRRIGATED ACRES HARV.	2/	
YIELD - BU./ACRE	2/	
PROD. - BU.	2/	
NON-IRRIGATED ACRES HARV.	21,400	40
YIELD - BU./ACRE	86	4
PROD. - BU.	1,850,800	33
ACRES HARV. FOR SILAGE	2/	
YIELD - TONS/ACRE	2/	
PROD. - TONS	2/	
FARM VALUE	2/	

SUNFLOWERS 2001

ACRES PLANTED	2/
ACRES HARVESTED	2/
YIELD - LB./ACRE	2/
PROD. - LB.	2/
FARM VALUE	2/

SOYBEANS 2001

ACRES PLANTED	103,000	3
ACRES HARVESTED	100,400	3
YIELD - BU./ACRE	22	85
PROD. - BU.	2,246,900	6
FARM VALUE	\$9,456,000	6
IRRIGATED ACRES HARV.	2/	
YIELD - BU./ACRE	2/	
PROD. - BU.	2/	
NON-IRRIGATED ACRES HARV.	2/	
YIELD - BU./ACRE	2/	
PROD. - BU.	2/	

ALFALFA HAY 2001

ACRES HARVESTED	1,400	96
YIELD - TONS/ACRE	3.0	86
PROD. - TONS	4,200	99
FARM VALUE	\$446,000	98

ALL OTHER HAY 2001

ACRES HARVESTED	34,600	28
YIELD - TONS/ACRE	1.7	47
PROD. - TONS	58,900	23
FARM VALUE	\$4,307,000	21

ALL HAY 2001

ACRES HARVESTED	36,000	39
YIELD - TONS/ACRE	1.8	77
PROD. - TONS	63,100	61
FARM VALUE	\$4,753,000	63
PASTURE ACREAGE-1997 CENSUS OF AG	64,000	96

LIVESTOCK INVENTORIES 4/

ALL CATTLE, JAN. 1, 2002	23,000	94
COWS THAT HAVE CALVED	14,100	58
BEEF	3/	
MILK	3/	
OTHER CATTLE	8,900	100
CATTLE ON FEED-JAN. 1, 2002	3/	
CALVES BORN - 2001	12,700	60

INVENTORY VALUES 4/

CATTLE AND CALVES-JAN. 1, 2002	\$14,720,000	94
--------------------------------	--------------	----

PRODUCTION 1/

MILK-2001-1,000 LBS.	3/
FARM VALUE	3/

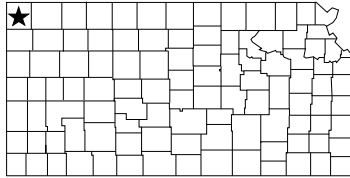
1/ DUE TO THE STATE BUDGET DIFFICULTIES HOGS, SHEEP, AND POULTRY VALUE OF PRODUCTION ARE NOT AVAILABLE AT COUNTY LEVEL.

2/ DATA NOT PUBLISHED FOR ALL PRACTICES BECAUSE OF INSUFFICIENT REPORTS OR RELATIVE UNIMPORTANCE OF SOME PRACTICES.

3/ DATA NOT PUBLISHED TO AVOID DISCLOSURE OF INDIVIDUAL REPORTS.

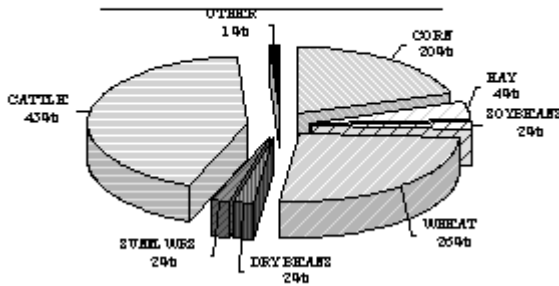
4/ DUE TO THE STATE BUDGET DIFFICULTIES HOGS, SHEEP, AND POULTRY INVENTORIES AND INVENTORY VALUE ARE NOT AVAILABLE AT COUNTY LEVEL.

FARM FACTS 2001-2002



RANK IN
STATE

VALUE OF PRODUCTION 1/ CHEYENNE COUNTY



SORGHUM 2001

ACRES PLANTED	3,600	98
ACRES HARV. FOR GRAIN	2,600	100
YIELD - BU./ACRE	65	51
PROD. - BU.	167,900	99
FARM VALUE	\$300,400	99
IRRIGATED ACRES HARV.	900	38
YIELD - BU./ACRE	83	32
PROD. - BU.	74,400	38
NON-IRRIGATED ACRES HARV.	1,700	76
YIELD - BU./ACRE	55	52
PROD. - BU.	93,500	77
ACRES HARV. FOR SILAGE	2/	
YIELD - TONS/ACRE	2/	
PROD. - TONS	2/	
FARM VALUE	2/	

SUNFLOWERS 2001

ACRES PLANTED	12,800	3
ACRES HARVESTED	11,500	5
YIELD - LB./ACRE	898	43
PROD. - LB.	10,328,100	11
FARM VALUE	\$905,900	9

SOYBEANS 2001

ACRES PLANTED	4,800	80
ACRES HARVESTED	4,700	79
YIELD - BU./ACRE	38	19
PROD. - BU.	177,700	75
FARM VALUE	\$716,000	75
IRRIGATED ACRES HARV.	3,600	25
YIELD - BU./ACRE	42	39
PROD. - BU.	152,000	29
NON-IRRIGATED ACRES HARV.	1,100	42
YIELD - BU./ACRE	23	18
PROD. - BU.	25,700	39

ALFALFA HAY 2001

ACRES HARVESTED	3,600	75
YIELD - TONS/ACRE	5.6	13
PROD. - TONS	20,300	61
FARM VALUE	\$1,748,500	64

ALL OTHER HAY 2001

ACRES HARVESTED	4,100	96
YIELD - TONS/ACRE	1.4	72
PROD. - TONS	5,900	96
FARM VALUE	\$351,500	96

ALL HAY 2001

ACRES HARVESTED	7,700	98
YIELD - TONS/ACRE	3.4	22
PROD. - TONS	26,200	95
FARM VALUE	\$2,100,000	97
PASTURE ACREAGE-1997 CENSUS OF AG	205,000	28

LIVESTOCK INVENTORIES 4/

ALL CATTLE, JAN. 1, 2002	48,500	48
COWS THAT HAVE CALVED	11,800	71
BEEF	11,800	41
OTHER CATTLE	36,700	38
CATTLE ON FEED-JAN. 1, 2002	19,200	14
CALVES BORN - 2001	11,400	66

INVENTORY VALUES 4/

CATTLE AND CALVES-JAN. 1, 2002	\$31,040,000	48
--------------------------------	--------------	----

1/ DUE TO THE STATE BUDGET DIFFICULTIES HOGS, SHEEP, AND POULTRY VALUE OF PRODUCTION ARE NOT AVAILABLE AT COUNTY LEVEL.

2/ DATA NOT PUBLISHED FOR ALL PRACTICES BECAUSE OF INSUFFICIENT REPORTS OR RELATIVE UNIMPORTANCE OF SOME PRACTICES.

4/ DUE TO THE STATE BUDGET DIFFICULTIES HOGS, SHEEP, AND POULTRY INVENTORIES AND INVENTORY VALUE ARE NOT AVAILABLE AT COUNTY LEVEL.

RANK IN
STATE

POPULATION-2000-U.S. CENSUS EST.	3,165	90
NO. OF FARMS 2001	410	78
LAND IN FARMS 2001-ACRES	612,000	15
ACRES HARVESTED 2001	191,710	58
VALUE OF CROPS HARV. 2001	\$26,490,600	52
VALUE OF CATTLE & MILK PROD. 2001	\$20,217,300	42
PRECIPITATION JAN.-DEC. 2001-IN.	16.96	96
PRECIPITATION LONGTIME AVERAGE-IN.	17.71	98

WHEAT 2001

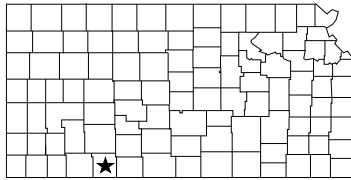
ACRES SEEDED IN 2000	142,000	25
ACRES HARVESTED IN 2001	122,100	20
YIELD-BU./ACRE	37	81
PROD.-BU.	4,473,000	24
FARM VALUE	\$12,165,000	26
IRRIGATED ACRES HARV.	4,800	26
YIELD - BU./ACRE	47	30
PROD. - BU.	225,700	26
CONT. CROP DRYLAND ACRES HARV.	10,200	79
YIELD - BU./ACRE	33	81
PROD. - BU.	336,600	82
SUMMER FALLOW ACRES HARV.	107,100	4
YIELD - BU./ACRE	37	35
PROD. - BU.	3,910,700	5

CORN 2001

ACRES PLANTED	40,800	34
ACRES HARV. FOR GRAIN	35,300	32
YIELD - BU./ACRE	124	29
PROD. - BU.	4,366,000	29
FARM VALUE	\$8,663,600	29
IRRIGATED ACRES HARV.	23,800	18
YIELD - BU./ACRE	161	36
PROD. - BU.	3,838,000	19
NON-IRRIGATED ACRES HARV.	11,500	25
YIELD - BU./ACRE	46	44
PROD. - BU.	528,000	29
ACRES HARV. FOR SILAGE	4,100	24
YIELD - TONS/ACRE	7.2	66
PROD. - TONS	29,600	39
FARM VALUE	\$505,000	37

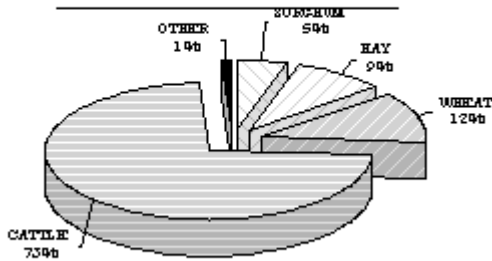
09/02 023

FARM FACTS 2001-2002



RANK IN
STATE

VALUE OF PRODUCTION 1/ CLARK COUNTY



RANK IN
STATE

POPULATION-2000-U.S. CENSUS EST.	2,390	100
NO. OF FARMS 2001	250	99
LAND IN FARMS 2001-ACRES	582,000	20
ACRES HARVESTED 2001	83,110	99
VALUE OF CROPS HARV. 2001	\$10,478,000	99
VALUE OF CATTLE & MILK PROD. 2001	\$29,028,400	23
PRECIPITATION JAN.-DEC. 2001-IN.	21.59	79
PRECIPITATION LONGTIME AVERAGE-IN.	21.99	78

WHEAT 2001

ACRES SEEDED IN 2000	75,000	66
ACRES HARVESTED IN 2001	46,000	71
YIELD-BU./ACRE	37	81
PROD-BU.	1,686,000	72
FARM VALUE	\$4,570,000	72
IRRIGATED ACRES HARV.	2,000	35
YIELD - BU./ACRE	52	18
PROD. - BU.	103,300	34
CONT. CROP DRYLAND ACRES HARV.	25,100	50
YIELD - BU./ACRE	37	61
PROD. - BU.	928,700	56
SUMMER FALLOW ACRES HARV.	18,900	48
YIELD - BU./ACRE	35	44
PROD. - BU.	654,000	49

CORN 2001

ACRES PLANTED	1,000	102
ACRES HARV. FOR GRAIN	800	102
YIELD - BU./ACRE	160	6
PROD. - BU.	128,000	100
FARM VALUE	\$284,900	100
IRRIGATED ACRES HARV.	2/	
YIELD - BU./ACRE	2/	
PROD. - BU.	2/	
NON-IRRIGATED ACRES HARV.	2/	
YIELD - BU./ACRE	2/	
PROD. - BU.	2/	
ACRES HARV. FOR SILAGE	2/	
YIELD - TONS/ACRE	2/	
PROD. - TONS	2/	
FARM VALUE	2/	

SORGHUM 2001

ACRES PLANTED	21,300	68
ACRES HARV. FOR GRAIN	20,000	68
YIELD - BU./ACRE	51	81
PROD. - BU.	1,018,700	70
FARM VALUE	\$1,924,600	70
IRRIGATED ACRES HARV.	2/	
YIELD - BU./ACRE	2/	
PROD. - BU.	2/	
NON-IRRIGATED ACRES HARV.	2/	
YIELD - BU./ACRE	2/	
PROD. - BU.	2/	
ACRES HARV. FOR SILAGE	2/	
YIELD - TONS/ACRE	2/	
PROD. - TONS	2/	
FARM VALUE	2/	

SUNFLOWERS 2001

ACRES PLANTED	2/
ACRES HARVESTED	2/
YIELD - LB./ACRE	2/
PROD. - LB.	2/
FARM VALUE	2/

SOYBEANS 2001

ACRES PLANTED	2/
ACRES HARVESTED	2/
YIELD - BU./ACRE	2/
PROD. - BU.	2/
FARM VALUE	2/
IRRIGATED ACRES HARV.	2/
YIELD - BU./ACRE	2/
PROD. - BU.	2/
NON-IRRIGATED ACRES HARV.	2/
YIELD - BU./ACRE	2/
PROD. - BU.	2/

ALFALFA HAY 2001

ACRES HARVESTED	5,900	54
YIELD - TONS/ACRE	3.9	53
PROD. - TONS	23,200	54
FARM VALUE	\$2,374,500	52

ALL OTHER HAY 2001

ACRES HARVESTED	8,800	79
YIELD - TONS/ACRE	2.0	25
PROD. - TONS	17,800	73
FARM VALUE	\$1,115,000	72

ALL HAY 2001

ACRES HARVESTED	14,700	85
YIELD - TONS/ACRE	2.8	38
PROD. - TONS	41,000	83
FARM VALUE	\$3,489,500	77
PASTURE ACREAGE-1997 CENSUS OF AG	365,000	5

LIVESTOCK INVENTORIES 4/

ALL CATTLE, JAN. 1, 2002	82,200	12
COWS THAT HAVE CALVED	12,850	63
BEEF	3/	
MILK	3/	
OTHER CATTLE	69,350	11
CATTLE ON FEED-JAN. 1, 2002	30,900	11
CALVES BORN - 2001	11,300	69

INVENTORY VALUES 4/

CATTLE AND CALVES-JAN. 1, 2002	\$52,610,000	12
--------------------------------	--------------	----

PRODUCTION 1/

MILK-2001-1,000 LBS.	3/
FARM VALUE	3/

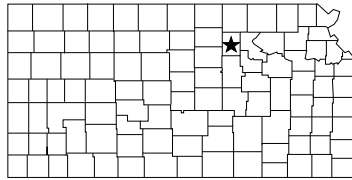
1/ DUE TO THE STATE BUDGET DIFFICULTIES HOGS, SHEEP, AND POULTRY VALUE OF PRODUCTION ARE NOT AVAILABLE AT COUNTY LEVEL.

2/ DATA NOT PUBLISHED FOR ALL PRACTICES BECAUSE OF INSUFFICIENT REPORTS OR RELATIVE UNIMPORTANCE OF SOME PRACTICES.

3/ DATA NOT PUBLISHED TO AVOID DISCLOSURE OF INDIVIDUAL REPORTS.

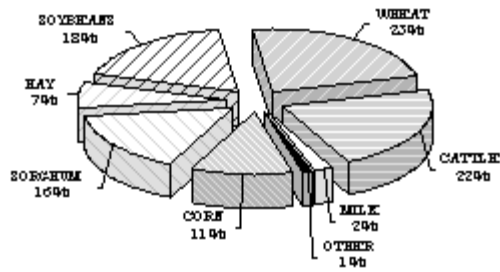
4/ DUE TO THE STATE BUDGET DIFFICULTIES HOGS, SHEEP, AND POULTRY INVENTORIES AND INVENTORY VALUE ARE NOT AVAILABLE AT COUNTY LEVEL.

FARM FACTS 2001-2002



RANK IN
STATE

VALUE OF PRODUCTION 1/ CLAY COUNTY



RANK IN
STATE

POPULATION-2000-U.S. CENSUS EST.	8,822	47
NO. OF FARMS 2001	570	45
LAND IN FARMS 2001-ACRES	380,000	72
ACRES HARVESTED 2001	227,800	41
VALUE OF CROPS HARV. 2001	\$32,981,700	40
VALUE OF CATTLE & MILK PROD. 2001	\$10,625,500	82
PRECIPITATION JAN.-DEC. 2001-IN.	31.51	37
PRECIPITATION LONGTIME AVERAGE-IN.	30.48	45

WHEAT 2001

ACRES SEEDED IN 2000	91,000	58
ACRES HARVESTED IN 2001	83,400	49
YIELD-BU./ACRE	44	30
PROD-BU.	3,703,000	38
FARM VALUE	\$10,220,000	38
IRRIGATED ACRES HARV.	2/	
YIELD - BU./ACRE	2/	
PROD. - BU.	2/	
CONT. CROP DRYLAND ACRES HARV.	78,300	22
YIELD - BU./ACRE	45	25
PROD. - BU.	3,515,300	21
SUMMER FALLOW ACRES HARV.	5,100	60
YIELD - BU./ACRE	37	35
PROD. - BU.	187,700	61

CORN 2001

ACRES PLANTED	21,000	57
ACRES HARV. FOR GRAIN	18,600	54
YIELD - BU./ACRE	130	25
PROD. - BU.	2,423,000	48
FARM VALUE	\$4,563,900	51
IRRIGATED ACRES HARV.	10,600	28
YIELD - BU./ACRE	170	16
PROD. - BU.	1,803,000	28
NON-IRRIGATED ACRES HARV.	8,000	33
YIELD - BU./ACRE	78	14
PROD. - BU.	620,000	24
ACRES HARV. FOR SILAGE	1,900	44
YIELD - TONS/ACRE	11.6	42
PROD. - TONS	22,100	46
FARM VALUE	\$350,000	46

SORGHUM 2001

ACRES PLANTED	44,400	40
ACRES HARV. FOR GRAIN	43,000	36
YIELD - BU./ACRE	83	9
PROD. - BU.	3,569,100	20
FARM VALUE	\$6,529,000	22
IRRIGATED ACRES HARV.	2/	
YIELD - BU./ACRE	2/	
PROD. - BU.	2/	
NON-IRRIGATED ACRES HARV.	2/	
YIELD - BU./ACRE	2/	
PROD. - BU.	2/	
ACRES HARV. FOR SILAGE	1,100	26
YIELD - TONS/ACRE	19.1	2
PROD. - TONS	21,000	14
FARM VALUE	\$297,500	14

SUNFLOWERS 2001

ACRES PLANTED	700	51
ACRES HARVESTED	600	51
YIELD - LB./ACRE	1,552	10
PROD. - LB.	931,400	51
FARM VALUE	\$72,500	51

SOYBEANS 2001

ACRES PLANTED	56,000	17
ACRES HARVESTED	54,800	17
YIELD - BU./ACRE	35	35
PROD. - BU.	1,900,800	12
FARM VALUE	\$7,714,000	15
IRRIGATED ACRES HARV.	7,500	18
YIELD - BU./ACRE	56	12
PROD. - BU.	420,000	17
NON-IRRIGATED ACRES HARV.	47,300	5
YIELD - BU./ACRE	31	6
PROD. - BU.	1,480,800	4

ALFALFA HAY 2001

ACRES HARVESTED	5,900	54
YIELD - TONS/ACRE	3.5	65
PROD. - TONS	20,500	60
FARM VALUE	\$1,567,000	66

ALL OTHER HAY 2001

ACRES HARVESTED	18,100	50
YIELD - TONS/ACRE	1.6	56
PROD. - TONS	29,500	57
FARM VALUE	\$1,633,500	57

ALL HAY 2001

ACRES HARVESTED	24,000	60
YIELD - TONS/ACRE	2.1	65
PROD. - TONS	50,000	71
FARM VALUE	\$3,200,500	82
PASTURE ACREAGE-1997 CENSUS OF AG	131,000	67

LIVESTOCK INVENTORIES 4/

ALL CATTLE, JAN. 1, 2002	32,400	78
COWS THAT HAVE CALVED	14,500	56
BEEF	14,200	31
MILK	300	36
OTHER CATTLE	17,900	82
CATTLE ON FEED-JAN. 1, 2002	3/	
CALVES BORN - 2001	13,600	56

INVENTORY VALUES 4/

CATTLE AND CALVES-JAN. 1, 2002	\$20,735,000	78
--------------------------------	--------------	----

PRODUCTION 1/

MILK-2001-1,000 LBS.	5,900	34
FARM VALUE	\$856,000	34

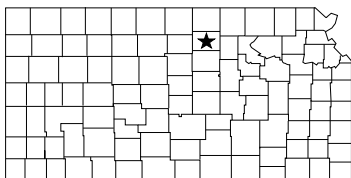
1/ DUE TO THE STATE BUDGET DIFFICULTIES HOGS, SHEEP, AND POULTRY VALUE OF PRODUCTION ARE NOT AVAILABLE AT COUNTY LEVEL.

2/ DATA NOT PUBLISHED FOR ALL PRACTICES BECAUSE OF INSUFFICIENT REPORTS OR RELATIVE UNIMPORTANCE OF SOME PRACTICES.

3/ DATA NOT PUBLISHED TO AVOID DISCLOSURE OF INDIVIDUAL REPORTS.

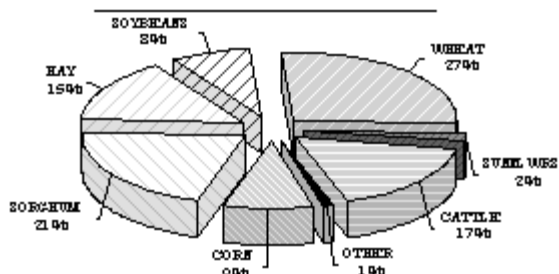
4/ DUE TO THE STATE BUDGET DIFFICULTIES HOGS, SHEEP, AND POULTRY INVENTORIES AND INVENTORY VALUE ARE NOT AVAILABLE AT COUNTY LEVEL.

FARM FACTS 2001-2002



RANK IN
STATE

VALUE OF PRODUCTION 1/ CLOUD COUNTY



RANK IN
STATE

POPULATION-2000-U.S. CENSUS EST.	10,268	43
NO. OF FARMS 2001	560	47
LAND IN FARMS 2001-ACRES	400,000	68
ACRES HARVESTED 2001	243,100	33
VALUE OF CROPS HARV. 2001	\$34,850,200	36
VALUE OF CATTLE & MILK PROD. 2001	\$7,431,900	97
PRECIPITATION JAN.-DEC. 2001-IN.	30.81	38
PRECIPITATION LONGTIME AVERAGE-IN.	18.78	95

WHEAT 2001

ACRES SEEDED IN 2000	120,000	36
ACRES HARVESTED IN 2001	106,500	31
YIELD-BU./ACRE	39	67
PROD-BU.	4,201,000	30
FARM VALUE	\$11,595,000	29
IRRIGATED ACRES HARV.	2/	
YIELD - BU./ACRE	2/	
PROD. - BU.	2/	
CONT. CROP DRYLAND ACRES HARV.	99,500	17
YIELD - BU./ACRE	39	51
PROD. - BU.	3,890,200	16
SUMMER FALLOW ACRES HARV.	7,000	56
YIELD - BU./ACRE	44	8
PROD. - BU.	310,800	56

CORN 2001

ACRES PLANTED	16,000	65
ACRES HARV. FOR GRAIN	13,700	65
YIELD - BU./ACRE	140	19
PROD. - BU.	1,920,000	54
FARM VALUE	\$3,616,500	54
IRRIGATED ACRES HARV.	10,500	29
YIELD - BU./ACRE	168	20
PROD. - BU.	1,762,000	29
NON-IRRIGATED ACRES HARV.	3,200	54
YIELD - BU./ACRE	49	40
PROD. - BU.	158,000	52
ACRES HARV. FOR SILAGE	2,100	42
YIELD - TONS/ACRE	8.5	59
PROD. - TONS	17,900	54
FARM VALUE	\$283,400	55

SORGHUM 2001

ACRES PLANTED	60,300	27
ACRES HARV. FOR GRAIN	58,700	26
YIELD - BU./ACRE	80	16
PROD. - BU.	4,714,800	12
FARM VALUE	\$8,624,900	12
IRRIGATED ACRES HARV.	3,400	17
YIELD - BU./ACRE	120	3
PROD. - BU.	407,400	13
NON-IRRIGATED ACRES HARV.	55,300	19
YIELD - BU./ACRE	78	16
PROD. - BU.	4,307,400	9
ACRES HARV. FOR SILAGE	2/	
YIELD - TONS/ACRE	2/	
PROD. - TONS	2/	
FARM VALUE	2/	

SUNFLOWERS 2001

ACRES PLANTED	5,100	21
ACRES HARVESTED	5,000	21
YIELD - LB./ACRE	1,761	8
PROD. - LB.	8,804,500	14
FARM VALUE	\$691,000	14

SOYBEANS 2001

ACRES PLANTED	29,100	41
ACRES HARVESTED	28,600	39
YIELD - BU./ACRE	31	54
PROD. - BU.	876,900	38
FARM VALUE	\$3,558,000	40
IRRIGATED ACRES HARV.	4,800	23
YIELD - BU./ACRE	52	19
PROD. - BU.	247,200	23
NON-IRRIGATED ACRES HARV.	23,800	12
YIELD - BU./ACRE	26	14
PROD. - BU.	629,700	10

ALFALFA HAY 2001

ACRES HARVESTED	15,800	14
YIELD - TONS/ACRE	4.4	36
PROD. - TONS	70,300	14
FARM VALUE	\$5,373,000	22

ALL OTHER HAY 2001

ACRES HARVESTED	11,500	69
YIELD - TONS/ACRE	1.5	63
PROD. - TONS	17,300	77
FARM VALUE	\$958,000	78

ALL HAY 2001

ACRES HARVESTED	27,300	53
YIELD - TONS/ACRE	3.2	25
PROD. - TONS	87,600	31
FARM VALUE	\$6,331,000	40
PASTURE ACREAGE-1997 CENSUS OF AG	138,000	61

LIVESTOCK INVENTORIES 4/

ALL CATTLE, JAN. 1, 2002	27,900	90
COWS THAT HAVE CALVED	13,950	60
BEEF	3/	
MILK	3/	
OTHER CATTLE	13,950	89
CATTLE ON FEED-JAN. 1, 2002	3/	
CALVES BORN - 2001	13,400	58

INVENTORY VALUES 4/

CATTLE AND CALVES-JAN. 1, 2002	\$17,855,000	90
--------------------------------	--------------	----

PRODUCTION 1/

MILK-2001-1,000 LBS.	3/	
FARM VALUE	3/	

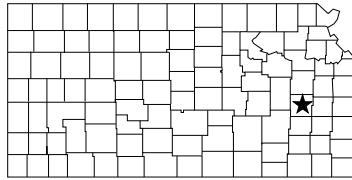
1/ DUE TO THE STATE BUDGET DIFFICULTIES HOGS, SHEEP, AND POULTRY VALUE OF PRODUCTION ARE NOT AVAILABLE AT COUNTY LEVEL.

2/ DATA NOT PUBLISHED FOR ALL PRACTICES BECAUSE OF INSUFFICIENT REPORTS OR RELATIVE UNIMPORTANCE OF SOME PRACTICES.

3/ DATA NOT PUBLISHED TO AVOID DISCLOSURE OF INDIVIDUAL REPORTS.

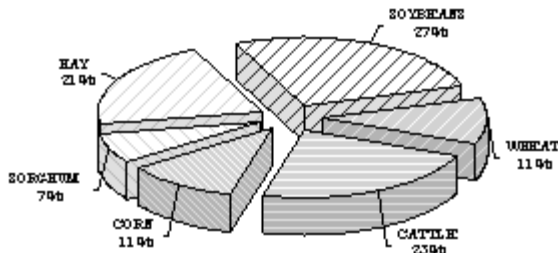
4/ DUE TO THE STATE BUDGET DIFFICULTIES HOGS, SHEEP, AND POULTRY INVENTORIES AND INVENTORY VALUE ARE NOT AVAILABLE AT COUNTY LEVEL.

FARM FACTS 2001-2002



RANK IN
STATE

VALUE OF PRODUCTION 1/ COFFEY COUNTY



RANK IN
STATE

POPULATION-2000-U.S. CENSUS EST.	8,865	46
NO. OF FARMS 2001	570	45
LAND IN FARMS 2001-ACRES	343,000	81
ACRES HARVESTED 2001	213,760	46
VALUE OF CROPS HARV. 2001	\$24,937,700	61
VALUE OF CATTLE & MILK PROD. 2001	\$7,612,900	96
PRECIPITATION JAN.-DEC. 2001-IN.	35.36	25
PRECIPITATION LONGTIME AVERAGE-IN.	34.82	31

WHEAT 2001

ACRES SEEDED IN 2000	26,400	80
ACRES HARVESTED IN 2001	25,100	78
YIELD-BU./ACRE	51	9
PROD-BU.	1,281,000	78
FARM VALUE	\$3,435,000	78
IRRIGATED ACRES HARV.	2/	
YIELD - BU./ACRE	2/	
PROD. - BU.	2/	
CONT. CROP DRYLAND ACRES HARV.	25,100	50
YIELD - BU./ACRE	51	8
PROD. - BU.	1,281,000	42
SUMMER FALLOW ACRES HARV.	2/	
YIELD - BU./ACRE	2/	
PROD. - BU.	2/	

CORN 2001

ACRES PLANTED	21,900	55
ACRES HARV. FOR GRAIN	20,900	50
YIELD - BU./ACRE	91	70
PROD. - BU.	1,910,000	55
FARM VALUE	\$3,443,800	55
IRRIGATED ACRES HARV.	2/	
YIELD - BU./ACRE	2/	
PROD. - BU.	2/	
NON-IRRIGATED ACRES HARV.	2/	
YIELD - BU./ACRE	2/	
PROD. - BU.	2/	
ACRES HARV. FOR SILAGE	2/	
YIELD - TONS/ACRE	2/	
PROD. - TONS	2/	
FARM VALUE	2/	

SORGHUM 2001

ACRES PLANTED	17,700	74
ACRES HARV. FOR GRAIN	17,100	72
YIELD - BU./ACRE	71	43
PROD. - BU.	1,216,100	66
FARM VALUE	\$2,115,300	67
IRRIGATED ACRES HARV.	2/	
YIELD - BU./ACRE	2/	
PROD. - BU.	2/	
NON-IRRIGATED ACRES HARV.	17,100	48
YIELD - BU./ACRE	71	34
PROD. - BU.	1,216,100	41
ACRES HARV. FOR SILAGE	2/	
YIELD - TONS/ACRE	2/	
PROD. - TONS	2/	
FARM VALUE	2/	

SUNFLOWERS 2001

ACRES PLANTED	2/	
ACRES HARVESTED	2/	
YIELD - LB./ACRE	2/	
PROD. - LB.	2/	
FARM VALUE	2/	

SOYBEANS 2001

ACRES PLANTED	76,300	5
ACRES HARVESTED	75,500	5
YIELD - BU./ACRE	28	67
PROD. - BU.	2,094,800	9
FARM VALUE	\$8,690,000	8
IRRIGATED ACRES HARV.	2/	
YIELD - BU./ACRE	2/	
PROD. - BU.	2/	
NON-IRRIGATED ACRES HARV.	2/	
YIELD - BU./ACRE	2/	
PROD. - BU.	2/	

ALFALFA HAY 2001

ACRES HARVESTED	4,300	71
YIELD - TONS/ACRE	2.7	94
PROD. - TONS	11,600	81
FARM VALUE	\$1,190,500	80

ALL OTHER HAY 2001

ACRES HARVESTED	69,000	3
YIELD - TONS/ACRE	1.1	94
PROD. - TONS	78,900	6
FARM VALUE	\$5,771,000	5

ALL HAY 2001

ACRES HARVESTED	73,300	3
YIELD - TONS/ACRE	1.2	101
PROD. - TONS	90,500	26
FARM VALUE	\$6,961,500	30
PASTURE ACREAGE-1997 CENSUS OF AG	127,000	70

LIVESTOCK INVENTORIES 4/

ALL CATTLE, JAN. 1, 2002	25,000	91
COWS THAT HAVE CALVED	6,700	96
BEEF	6,700	54
OTHER CATTLE	18,300	79
CATTLE ON FEED-JAN. 1, 2002	1,300	22
CALVES BORN - 2001	6,600	94

INVENTORY VALUES 4/

CATTLE AND CALVES-JAN. 1, 2002	\$16,000,000	91
--------------------------------	--------------	----

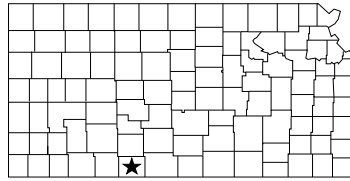
1/ DUE TO THE STATE BUDGET DIFFICULTIES HOGS, SHEEP, AND POULTRY VALUE OF PRODUCTION ARE NOT AVAILABLE AT COUNTY LEVEL.

2/ DATA NOT PUBLISHED FOR ALL PRACTICES BECAUSE OF INSUFFICIENT REPORTS OR RELATIVE UNIMPORTANCE OF SOME PRACTICES.

4/ DUE TO THE STATE BUDGET DIFFICULTIES HOGS, SHEEP, AND POULTRY INVENTORIES AND INVENTORY VALUE ARE NOT AVAILABLE AT COUNTY LEVEL.

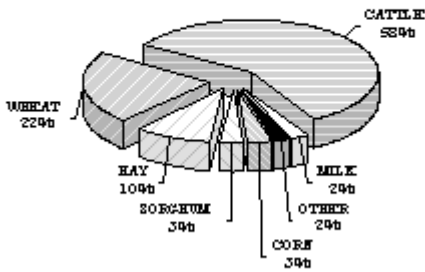
09/02 031

FARM FACTS 2001-2002



RANK IN
STATE

VALUE OF PRODUCTION 1/ COMANCHE COUNTY



SORGHUM 2001

ACRES PLANTED	15,600	76
ACRES HARV. FOR GRAIN	12,900	78
YIELD - BU./ACRE	31	100
PROD. - BU.	401,900	91
FARM VALUE	\$743,200	91
IRRIGATED ACRES HARV.	1,000	37
YIELD - BU./ACRE	109	5
PROD. - BU.	109,300	35
NON-IRRIGATED ACRES HARV.	11,900	53
YIELD - BU./ACRE	25	77
PROD. - BU.	292,600	67
ACRES HARV. FOR SILAGE	2/	
YIELD - TONS/ACRE	2/	
PROD. - TONS	2/	
FARM VALUE	2/	

SUNFLOWERS 2001

ACRES PLANTED	2/
ACRES HARVESTED	2/
YIELD - LB./ACRE	2/
PROD. - LB.	2/
FARM VALUE	2/

SOYBEANS 2001

ACRES PLANTED	2/
ACRES HARVESTED	2/
YIELD - BU./ACRE	2/
PROD. - BU.	2/
FARM VALUE	2/
IRRIGATED ACRES HARV.	2/
YIELD - BU./ACRE	2/
PROD. - BU.	2/
NON-IRRIGATED ACRES HARV.	2/
YIELD - BU./ACRE	2/
PROD. - BU.	2/

ALFALFA HAY 2001

ACRES HARVESTED	4,000	73
YIELD - TONS/ACRE	3.9	53
PROD. - TONS	15,700	69
FARM VALUE	\$1,445,000	72

ALL OTHER HAY 2001

ACRES HARVESTED	13,200	62
YIELD - TONS/ACRE	1.6	56
PROD. - TONS	20,600	68
FARM VALUE	\$1,095,500	73

ALL HAY 2001

ACRES HARVESTED	17,200	76
YIELD - TONS/ACRE	2.1	65
PROD. - TONS	36,300	88
FARM VALUE	\$2,540,500	88
PASTURE ACREAGE-1997 CENSUS OF AG	353,000	6

LIVESTOCK INVENTORIES 4/

ALL CATTLE, JAN. 1, 2002	46,700	50
COWS THAT HAVE CALVED	18,100	32
BEEF	3/	
MILK	3/	
OTHER CATTLE	28,600	49
CATTLE ON FEED-JAN. 1, 2002	3/	
CALVES BORN - 2001	16,300	37

INVENTORY VALUES 4/

CATTLE AND CALVES-JAN. 1, 2002	\$29,890,000	50
--------------------------------	--------------	----

PRODUCTION 1/

MILK-2001-1,000 LBS.	3/
FARM VALUE	3/

1/ DUE TO THE STATE BUDGET DIFFICULTIES HOGS, SHEEP, AND POULTRY VALUE OF PRODUCTION ARE NOT AVAILABLE AT COUNTY LEVEL.

2/ DATA NOT PUBLISHED FOR ALL PRACTICES BECAUSE OF INSUFFICIENT REPORTS OR RELATIVE UNIMPORTANCE OF SOME PRACTICES.

3/ DATA NOT PUBLISHED TO AVOID DISCLOSURE OF INDIVIDUAL REPORTS.

4/ DUE TO THE STATE BUDGET DIFFICULTIES HOGS, SHEEP, AND POULTRY INVENTORIES AND INVENTORY VALUE ARE NOT AVAILABLE AT COUNTY LEVEL.

		RANK IN STATE
POPULATION-2000-U.S. CENSUS EST.	1,967	103
NO. OF FARMS 2001	260	97
LAND IN FARMS 2001-ACRES	528,000	35
ACRES HARVESTED 2001	91,510	98
VALUE OF CROPS HARV. 2001	\$9,701,900	102
VALUE OF CATTLE & MILK PROD. 2001	\$14,717,300	63
PRECIPITATION JAN.-DEC. 2001-IN.	21.28	81
PRECIPITATION LONGTIME AVERAGE-IN.	24.96	64

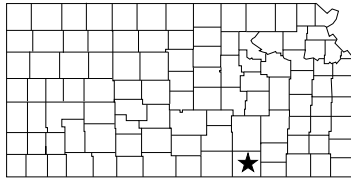
WHEAT 2001

ACRES SEEDING IN 2000	76,000	65
ACRES HARVESTED IN 2001	56,900	66
YIELD-BU./ACRE	34	95
PROD.-BU.	1,963,000	68
FARM VALUE	\$5,440,000	68
IRRIGATED ACRES HARV.	1,700	36
YIELD - BU./ACRE	44	38
PROD. - BU.	75,600	38
CONT. CROP DRYLAND ACRES HARV.	48,200	30
YIELD - BU./ACRE	32	85
PROD. - BU.	1,542,900	35
SUMMER FALLOW ACRES HARV.	7,000	56
YIELD - BU./ACRE	49	1
PROD. - BU.	344,500	55

CORN 2001

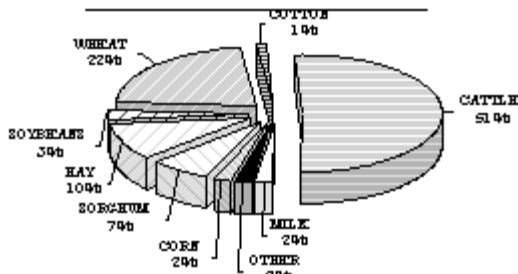
ACRES PLANTED	2/
ACRES HARV. FOR GRAIN	2/
YIELD - BU./ACRE	2/
PROD. - BU.	2/
FARM VALUE	2/
IRRIGATED ACRES HARV.	2/
YIELD - BU./ACRE	2/
PROD. - BU.	2/
NON-IRRIGATED ACRES HARV.	2/
YIELD - BU./ACRE	2/
PROD. - BU.	2/
ACRES HARV. FOR SILAGE	2/
YIELD - TONS/ACRE	2/
PROD. - TONS	2/
FARM VALUE	2/

FARM FACTS 2001-2002



RANK IN
STATE

VALUE OF PRODUCTION 1/ COWLEY COUNTY



RANK IN
STATE

POPULATION-2000-U.S. CENSUS EST.	36,291	13
NO. OF FARMS 2001	970	13
LAND IN FARMS 2001-ACRES	634,000	11
ACRES HARVESTED 2001	218,110	44
VALUE OF CROPS HARV. 2001	\$22,203,500	69
VALUE OF CATTLE & MILK PROD. 2001	\$25,985,900	27
PRECIPITATION JAN.-DEC. 2001-IN.	28.05	52
PRECIPITATION LONGTIME AVERAGE-IN.	33.85	35

WHEAT 2001

ACRES SEEDING IN 2000	92,300	56
ACRES HARVESTED IN 2001	81,200	51
YIELD-BU./ACRE	47	19
PROD.-BU.	3,795,000	35
FARM VALUE	\$10,435,000	35
IRRIGATED ACRES HARV.	2/	
YIELD - BU./ACRE	2/	
PROD. - BU.	2/	
CONT. CROP DRYLAND ACRES HARV.	81,200	20
YIELD - BU./ACRE	47	17
PROD. - BU.	3,795,000	17
SUMMER FALLOW ACRES HARV.	2/	
YIELD - BU./ACRE	2/	
PROD. - BU.	2/	

CORN 2001

ACRES PLANTED	4,900	94
ACRES HARV. FOR GRAIN	3,600	96
YIELD - BU./ACRE	76	89
PROD. - BU.	274,000	96
FARM VALUE	\$532,700	97
IRRIGATED ACRES HARV.	2/	
YIELD - BU./ACRE	2/	
PROD. - BU.	2/	
NON-IRRIGATED ACRES HARV.	2/	
YIELD - BU./ACRE	2/	
PROD. - BU.	2/	
ACRES HARV. FOR SILAGE	1,100	59
YIELD - TONS/ACRE	11.7	38
PROD. - TONS	12,900	58
FARM VALUE	\$209,500	59

SORGHUM 2001

ACRES PLANTED	51,100	32
ACRES HARV. FOR GRAIN	48,500	32
YIELD - BU./ACRE	41	96
PROD. - BU.	1,965,700	50
FARM VALUE	\$3,576,200	51
IRRIGATED ACRES HARV.	2/	
YIELD - BU./ACRE	2/	
PROD. - BU.	2/	
NON-IRRIGATED ACRES HARV.	48,500	22
YIELD - BU./ACRE	41	68
PROD. - BU.	1,965,700	31
ACRES HARV. FOR SILAGE	2/	
YIELD - TONS/ACRE	2/	
PROD. - TONS	2/	
FARM VALUE	2/	

SUNFLOWERS 2001

ACRES PLANTED	2/
ACRES HARVESTED	2/
YIELD - LB./ACRE	2/
PROD. - LB.	2/
FARM VALUE	2/

SOYBEANS 2001

ACRES PLANTED	32,000	38
ACRES HARVESTED	26,000	42
YIELD - BU./ACRE	15	92
PROD. - BU.	392,100	63
FARM VALUE	\$1,651,000	63
IRRIGATED ACRES HARV.	1,800	38
YIELD - BU./ACRE	50	27
PROD. - BU.	89,700	37
NON-IRRIGATED ACRES HARV.	24,200	11
YIELD - BU./ACRE	12	41
PROD. - BU.	302,400	18

ALFALFA HAY 2001

ACRES HARVESTED	4,800	64
YIELD - TONS/ACRE	3.0	86
PROD. - TONS	14,400	71
FARM VALUE	\$1,530,500	68

ALL OTHER HAY 2001

ACRES HARVESTED	45,800	12
YIELD - TONS/ACRE	1.0	98
PROD. - TONS	47,500	33
FARM VALUE	\$3,473,000	26

ALL HAY 2001

ACRES HARVESTED	50,600	19
YIELD - TONS/ACRE	1.2	101
PROD. - TONS	61,900	63
FARM VALUE	\$5,003,500	58
PASTURE ACREAGE-1997 CENSUS OF AG	418,000	4

LIVESTOCK INVENTORIES 4/

ALL CATTLE, JAN. 1, 2002	79,100	16
COWS THAT HAVE CALVED	26,900	3
BEEF	26,400	1
MILK	500	23
OTHER CATTLE	52,200	24
CATTLE ON FEED-JAN. 1, 2002	3/	
CALVES BORN - 2001	25,900	3

INVENTORY VALUES 4/

CATTLE AND CALVES-JAN. 1, 2002	\$50,625,000	16
--------------------------------	--------------	----

PRODUCTION 1/

MILK-2001-1,000 LBS.	8,200	24
FARM VALUE	\$1,189,000	24

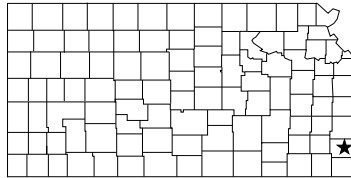
1/ DUE TO THE STATE BUDGET DIFFICULTIES HOGS, SHEEP, AND POULTRY VALUE OF PRODUCTION ARE NOT AVAILABLE AT COUNTY LEVEL.

2/ DATA NOT PUBLISHED FOR ALL PRACTICES BECAUSE OF INSUFFICIENT REPORTS OR RELATIVE UNIMPORTANCE OF SOME PRACTICES.

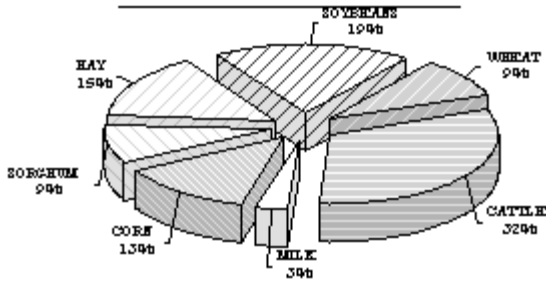
3/ DATA NOT PUBLISHED TO AVOID DISCLOSURE OF INDIVIDUAL REPORTS.

4/ DUE TO THE STATE BUDGET DIFFICULTIES HOGS, SHEEP, AND POULTRY INVENTORIES AND INVENTORY VALUE ARE NOT AVAILABLE AT COUNTY LEVEL.

FARM FACTS 2001-2002



VALUE OF PRODUCTION 1/ CRAWFORD COUNTY



		RANK IN STATE
POPULATION-2000-U.S. CENSUS EST.	38,242	12
NO. OF FARMS 2001	780	24
LAND IN FARMS 2001-ACRES	301,000	90
ACRES HARVESTED 2001	188,680	60
VALUE OF CROPS HARV. 2001	\$24,463,200	62
VALUE OF CATTLE & MILK PROD. 2001	\$13,016,200	68
PRECIPITATION JAN.-DEC. 2001-IN.	42.21	10
PRECIPITATION LONGTIME AVERAGE-IN.	43.05	1

WHEAT 2001

ACRES SEEDED IN 2000	28,400	78
ACRES HARVESTED IN 2001	24,800	79
YIELD-BU./ACRE	48	16
PROD-BU.	1,180,000	79
FARM VALUE	\$3,245,000	79
IRRIGATED ACRES HARV.	2/	
YIELD - BU./ACRE	2/	
PROD. - BU.	2/	
CONT. CROP DRYLAND ACRES HARV.	24,800	52
YIELD - BU./ACRE	48	15
PROD. - BU.	1,180,000	44
SUMMER FALLOW ACRES HARV.	2/	
YIELD - BU./ACRE	2/	
PROD. - BU.	2/	

CORN 2001

ACRES PLANTED	24,200	48
ACRES HARV. FOR GRAIN	22,500	47
YIELD - BU./ACRE	108	49
PROD. - BU.	2,419,000	49
FARM VALUE	\$4,702,700	47
IRRIGATED ACRES HARV.	2/	
YIELD - BU./ACRE	2/	
PROD. - BU.	2/	
NON-IRRIGATED ACRES HARV.	2/	
YIELD - BU./ACRE	2/	
PROD. - BU.	2/	
ACRES HARV. FOR SILAGE	2/	
YIELD - TONS/ACRE	2/	
PROD. - TONS	2/	
FARM VALUE	2/	

SORGHUM 2001

ACRES PLANTED	20,700	69
ACRES HARV. FOR GRAIN	20,400	67
YIELD - BU./ACRE	86	4
PROD. - BU.	1,757,100	55
FARM VALUE	\$3,196,700	55
IRRIGATED ACRES HARV.	2/	
YIELD - BU./ACRE	2/	
PROD. - BU.	2/	
NON-IRRIGATED ACRES HARV.	20,400	42
YIELD - BU./ACRE	86	4
PROD. - BU.	1,757,100	34
ACRES HARV. FOR SILAGE	2/	
YIELD - TONS/ACRE	2/	
PROD. - TONS	2/	
FARM VALUE	2/	

SUNFLOWERS 2001

ACRES PLANTED	2/
ACRES HARVESTED	2/
YIELD - LB./ACRE	2/
PROD. - LB.	2/
FARM VALUE	2/

SOYBEANS 2001

ACRES PLANTED	75,700	6
ACRES HARVESTED	74,700	6
YIELD - BU./ACRE	23	82
PROD. - BU.	1,718,800	17
FARM VALUE	\$7,234,000	17
IRRIGATED ACRES HARV.	2/	
YIELD - BU./ACRE	2/	
PROD. - BU.	2/	
NON-IRRIGATED ACRES HARV.	2/	
YIELD - BU./ACRE	2/	
PROD. - BU.	2/	

ALFALFA HAY 2001

ACRES HARVESTED	1,200	100
YIELD - TONS/ACRE	2.3	100
PROD. - TONS	2,700	102
FARM VALUE	\$287,000	102

ALL OTHER HAY 2001

ACRES HARVESTED	41,800	20
YIELD - TONS/ACRE	1.7	47
PROD. - TONS	72,000	12
FARM VALUE	\$5,264,500	9

ALL HAY 2001

ACRES HARVESTED	43,000	31
YIELD - TONS/ACRE	1.7	80
PROD. - TONS	74,700	51
FARM VALUE	\$5,551,500	51
PASTURE ACREAGE-1997 CENSUS OF AG	117,000	77

LIVESTOCK INVENTORIES 4/

ALL CATTLE, JAN. 1, 2002	44,100	53
COWS THAT HAVE CALVED	21,500	16
BEEF	21,100	10
MILK	400	27
OTHER CATTLE	22,600	63
CATTLE ON FEED-JAN. 1, 2002	3/	
CALVES BORN - 2001	20,600	16

INVENTORY VALUES 4/

CATTLE AND CALVES-JAN. 1, 2002	\$28,225,000	53
--------------------------------	--------------	----

PRODUCTION 1/

MILK-2001-1,000 LBS.	7,700	26
FARM VALUE	\$1,117,000	26

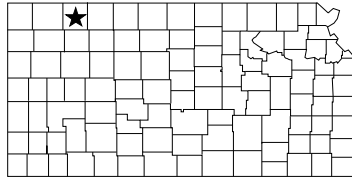
1/ DUE TO THE STATE BUDGET DIFFICULTIES HOGS, SHEEP, AND POULTRY VALUE OF PRODUCTION ARE NOT AVAILABLE AT COUNTY LEVEL.

2/ DATA NOT PUBLISHED FOR ALL PRACTICES BECAUSE OF INSUFFICIENT REPORTS OR RELATIVE UNIMPORTANCE OF SOME PRACTICES.

3/ DATA NOT PUBLISHED TO AVOID DISCLOSURE OF INDIVIDUAL REPORTS.

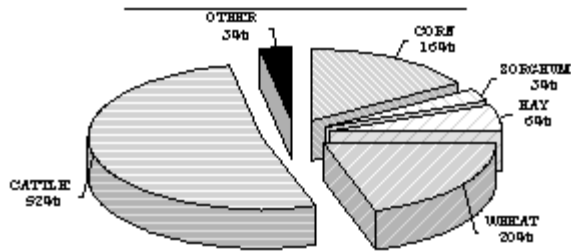
4/ DUE TO THE STATE BUDGET DIFFICULTIES HOGS, SHEEP, AND POULTRY INVENTORIES AND INVENTORY VALUE ARE NOT AVAILABLE AT COUNTY LEVEL.

FARM FACTS 2001-2002



RANK IN
STATE

VALUE OF PRODUCTION 1/ DEKALB COUNTY



RANK IN
STATE

POPULATION-2000-U.S. CENSUS EST.	3,472	84
NO. OF FARMS 2001	420	76
LAND IN FARMS 2001-ACRES	540,000	29
ACRES HARVESTED 2001	213,630	47
VALUE OF CROPS HARV. 2001	\$28,561,800	48
VALUE OF CATTLE & MILK PROD. 2001	\$31,753,100	21
PRECIPITATION JAN.-DEC. 2001-IN.	22.12	76
PRECIPITATION LONGTIME AVERAGE-IN.	22.26	77

WHEAT 2001

ACRES SEEDED IN 2000	119,000	37
ACRES HARVESTED IN 2001	111,400	28
YIELD-BU./ACRE	41	52
PROD-BU.	4,512,000	23
FARM VALUE	\$12,275,000	24
IRRIGATED ACRES HARV.	700	42
YIELD - BU./ACRE	54	14
PROD. - BU.	37,800	42
CONT. CROP DRYLAND ACRES HARV.	11,700	74
YIELD - BU./ACRE	31	91
PROD. - BU.	365,700	80
SUMMER FALLOW ACRES HARV.	99,000	6
YIELD - BU./ACRE	42	16
PROD. - BU.	4,108,500	4

CORN 2001

ACRES PLANTED	65,800	16
ACRES HARV. FOR GRAIN	61,800	15
YIELD - BU./ACRE	74	93
PROD. - BU.	4,587,000	26
FARM VALUE	\$9,102,100	28
IRRIGATED ACRES HARV.	9,200	33
YIELD - BU./ACRE	155	45
PROD. - BU.	1,422,000	32
NON-IRRIGATED ACRES HARV.	52,600	2
YIELD - BU./ACRE	60	24
PROD. - BU.	3,165,000	6
ACRES HARV. FOR SILAGE	2,300	39
YIELD - TONS/ACRE	13.2	25
PROD. - TONS	30,300	36
FARM VALUE	\$517,000	35

SORGHUM 2001

ACRES PLANTED	18,600	72
ACRES HARV. FOR GRAIN	15,800	73
YIELD - BU./ACRE	60	66
PROD. - BU.	950,300	72
FARM VALUE	\$1,700,400	74
IRRIGATED ACRES HARV.	2/	2/
YIELD - BU./ACRE	2/	2/
PROD. - BU.	2/	2/
NON-IRRIGATED ACRES HARV.	2/	2/
YIELD - BU./ACRE	2/	2/
PROD. - BU.	2/	2/
ACRES HARV. FOR SILAGE	2,600	10
YIELD - TONS/ACRE	9.3	22
PROD. - TONS	24,200	11
FARM VALUE	\$365,400	9

SUNFLOWERS 2001

ACRES PLANTED	4,400	28
ACRES HARVESTED	4,400	28
YIELD - LB./ACRE	1,395	15
PROD. - LB.	6,136,400	24
FARM VALUE	\$524,700	24

SOYBEANS 2001

ACRES PLANTED	2,800	88
ACRES HARVESTED	2,700	87
YIELD - BU./ACRE	37	23
PROD. - BU.	100,000	82
FARM VALUE	\$403,000	83
IRRIGATED ACRES HARV.	1,600	40
YIELD - BU./ACRE	45	36
PROD. - BU.	71,600	40
NON-IRRIGATED ACRES HARV.	1,100	42
YIELD - BU./ACRE	26	14
PROD. - BU.	28,400	38

ALFALFA HAY 2001

ACRES HARVESTED	7,800	42
YIELD - TONS/ACRE	4.5	33
PROD. - TONS	35,200	35
FARM VALUE	\$3,121,000	37

ALL OTHER HAY 2001

ACRES HARVESTED	4,600	94
YIELD - TONS/ACRE	2.0	25
PROD. - TONS	9,000	92
FARM VALUE	\$536,000	92

ALL HAY 2001

ACRES HARVESTED	12,400	90
YIELD - TONS/ACRE	3.6	17
PROD. - TONS	44,200	76
FARM VALUE	\$3,657,000	72
PASTURE ACREAGE-1997 CENSUS OF AG	199,000	31

LIVESTOCK INVENTORIES 4/

ALL CATTLE, JAN. 1, 2002	67,600	22
COWS THAT HAVE CALVED	12,350	65
BEEF	3/	3/
MILK	3/	3/
OTHER CATTLE	55,250	21
CATTLE ON FEED-JAN. 1, 2002	3/	3/
CALVES BORN - 2001	11,400	66

INVENTORY VALUES 4/

CATTLE AND CALVES-JAN. 1, 2002	\$43,265,000	22
--------------------------------	--------------	----

PRODUCTION 1/

MILK-2001-1,000 LBS.	3/
FARM VALUE	3/

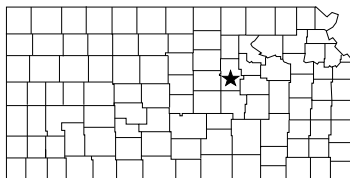
1/ DUE TO THE STATE BUDGET DIFFICULTIES HOGS, SHEEP, AND POULTRY VALUE OF PRODUCTION ARE NOT AVAILABLE AT COUNTY LEVEL.

2/ DATA NOT PUBLISHED FOR ALL PRACTICES BECAUSE OF INSUFFICIENT REPORTS OR RELATIVE UNIMPORTANCE OF SOME PRACTICES.

3/ DATA NOT PUBLISHED TO AVOID DISCLOSURE OF INDIVIDUAL REPORTS.

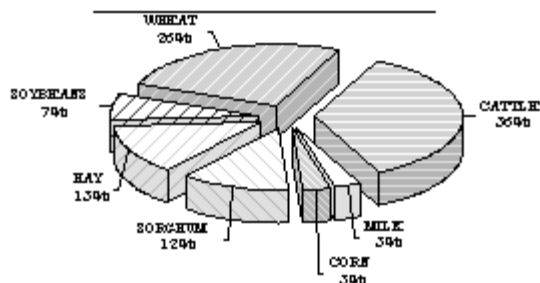
4/ DUE TO THE STATE BUDGET DIFFICULTIES HOGS, SHEEP, AND POULTRY INVENTORIES AND INVENTORY VALUE ARE NOT AVAILABLE AT COUNTY LEVEL.

FARM FACTS 2001-2002



RANK IN
STATE

VALUE OF PRODUCTION 1/ DICKINSON COUNTY



SORGHUM 2001

ACRES PLANTED	63,500	23
ACRES HARV. FOR GRAIN	60,600	23
YIELD - BU./ACRE	64	52
PROD. - BU.	3,902,100	18
FARM VALUE	\$7,450,300	17
IRRIGATED ACRES HARV.	2/	
YIELD - BU./ACRE	2/	
PROD. - BU.	2/	
NON-IRRIGATED ACRES HARV.	2/	
YIELD - BU./ACRE	2/	
PROD. - BU.	2/	
ACRES HARV. FOR SILAGE	2,800	7
YIELD - TONS/ACRE	14.6	9
PROD. - TONS	40,900	6
FARM VALUE	\$588,100	6

SUNFLOWERS 2001

ACRES PLANTED	2/
ACRES HARVESTED	2/
YIELD - LB./ACRE	2/
PROD. - LB.	2/
FARM VALUE	2/

SOYBEANS 2001

ACRES PLANTED	42,700	25
ACRES HARVESTED	38,800	27
YIELD - BU./ACRE	28	67
PROD. - BU.	1,098,300	26
FARM VALUE	\$4,545,000	26
IRRIGATED ACRES HARV.	2,400	35
YIELD - BU./ACRE	40	42
PROD. - BU.	95,300	36
NON-IRRIGATED ACRES HARV.	36,400	6
YIELD - BU./ACRE	28	12
PROD. - BU.	1,003,000	7

ALFALFA HAY 2001

ACRES HARVESTED	15,300	15
YIELD - TONS/ACRE	4.0	48
PROD. - TONS	60,900	22
FARM VALUE	\$6,215,500	16

ALL OTHER HAY 2001

ACRES HARVESTED	30,000	32
YIELD - TONS/ACRE	1.6	56
PROD. - TONS	48,300	32
FARM VALUE	\$3,113,000	29

ALL HAY 2001

ACRES HARVESTED	45,300	26
YIELD - TONS/ACRE	2.4	49
PROD. - TONS	109,200	16
FARM VALUE	\$9,328,500	14
PASTURE ACREAGE-1997 CENSUS OF AG	171,000	39

LIVESTOCK INVENTORIES 4/

ALL CATTLE, JAN. 1, 2002	71,000	19
COWS THAT HAVE CALVED	16,300	42
BEEF	15,500	27
MILK	800	16
OTHER CATTLE	54,700	22
CATTLE ON FEED-JAN. 1, 2002	5,000	18
CALVES BORN - 2001	15,800	41

INVENTORY VALUES 4/

CATTLE AND CALVES-JAN. 1, 2002	\$45,440,000	19
--------------------------------	--------------	----

PRODUCTION 1/

MILK-2001-1,000 LBS.	14,600	15
FARM VALUE	\$2,117,000	15

1/ DUE TO THE STATE BUDGET DIFFICULTIES HOGS, SHEEP, AND POULTRY VALUE OF PRODUCTION ARE NOT AVAILABLE AT COUNTY LEVEL.

2/ DATA NOT PUBLISHED FOR ALL PRACTICES BECAUSE OF INSUFFICIENT REPORTS OR RELATIVE UNIMPORTANCE OF SOME PRACTICES.

4/ DUE TO THE STATE BUDGET DIFFICULTIES HOGS, SHEEP, AND POULTRY INVENTORIES AND INVENTORY VALUE ARE NOT AVAILABLE AT COUNTY LEVEL.

		RANK IN STATE
POPULATION-2000-U.S. CENSUS EST.	19,344	28
NO. OF FARMS 2001	930	16
LAND IN FARMS 2001-ACRES	515,000	37
ACRES HARVESTED 2001	298,510	12
VALUE OF CROPS HARV. 2001	\$42,217,100	27
VALUE OF CATTLE & MILK PROD. 2001	\$26,962,000	26
PRECIPITATION JAN.-DEC. 2001-IN.	29.79	41
PRECIPITATION LONGTIME AVERAGE-IN.	30.36	46

WHEAT 2001

ACRES SEEDED IN 2000	149,000	20
ACRES HARVESTED IN 2001	136,900	16
YIELD-BU./ACRE	47	19
PROD-BU.	6,380,000	10
FARM VALUE	\$17,800,000	9
IRRIGATED ACRES HARV.	2/	
YIELD - BU./ACRE	2/	
PROD. - BU.	2/	
CONT. CROP DRYLAND ACRES HARV.	133,700	9
YIELD - BU./ACRE	47	17
PROD. - BU.	6,314,500	6
SUMMER FALLOW ACRES HARV.	3,200	64
YIELD - BU./ACRE	20	66
PROD. - BU.	65,500	66

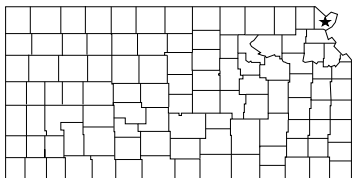
CORN 2001

ACRES PLANTED	12,100	76
ACRES HARV. FOR GRAIN	7,500	79
YIELD - BU./ACRE	97	62
PROD. - BU.	729,000	78
FARM VALUE	\$1,461,300	77
IRRIGATED ACRES HARV.	1,800	53
YIELD - BU./ACRE	150	50
PROD. - BU.	270,000	53
NON-IRRIGATED ACRES HARV.	5,700	44
YIELD - BU./ACRE	81	11
PROD. - BU.	459,000	33
ACRES HARV. FOR SILAGE	4,500	20
YIELD - TONS/ACRE	11.6	42
PROD. - TONS	52,400	21
FARM VALUE	\$867,100	21

09/02 041

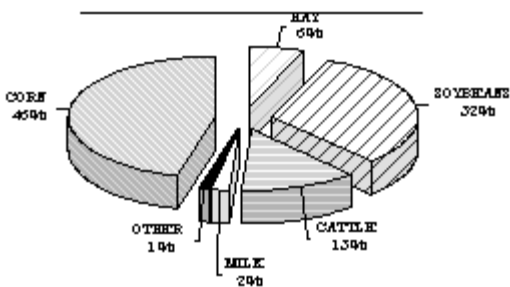
09/02 041

FARM FACTS 2001-2002



RANK IN
STATE

VALUE OF PRODUCTION 1/ DONIPHAN COUNTY



RANK IN
STATE

POPULATION-2000-U.S. CENSUS EST.	8,249	49
NO. OF FARMS 2001	510	52
LAND IN FARMS 2001-ACRES	212,000	101
ACRES HARVESTED 2001	153,300	79
VALUE OF CROPS HARV. 2001	\$35,525,800	33
VALUE OF CATTLE & MILK PROD. 2001	\$6,392,200	100
PRECIPITATION JAN.-DEC. 2001-IN.	44.96	4
PRECIPITATION LONGTIME AVERAGE-IN.	36.83	25

WHEAT 2001

ACRES SEEDED IN 2000	3,400	104
ACRES HARVESTED IN 2001	2,900	104
YIELD-BU./ACRE	40	59
PROD-BU.	115,000	104
FARM VALUE	\$315,000	104
IRRIGATED ACRES HARV.	2/	
YIELD - BU./ACRE	2/	
PROD. - BU.	2/	
CONT. CROP DRYLAND ACRES HARV.	2,900	101
YIELD - BU./ACRE	40	45
PROD. - BU.	115,000	101
SUMMER FALLOW ACRES HARV.	2/	
YIELD - BU./ACRE	2/	
PROD. - BU.	2/	

CORN 2001

ACRES PLANTED	75,200	12
ACRES HARV. FOR GRAIN	71,100	10
YIELD - BU./ACRE	142	18
PROD. - BU.	10,069,000	13
FARM VALUE	\$18,864,500	13
IRRIGATED ACRES HARV.	2/	
YIELD - BU./ACRE	2/	
PROD. - BU.	2/	
NON-IRRIGATED ACRES HARV.	2/	
YIELD - BU./ACRE	2/	
PROD. - BU.	2/	
ACRES HARV. FOR SILAGE	2/	
YIELD - TONS/ACRE	2/	
PROD. - TONS	2/	
FARM VALUE	2/	

SORGHUM 2001

ACRES PLANTED	2/
ACRES HARV. FOR GRAIN	2/
YIELD - BU./ACRE	2/
PROD. - BU.	2/
FARM VALUE	2/
IRRIGATED ACRES HARV.	2/
YIELD - BU./ACRE	2/
PROD. - BU.	2/
NON-IRRIGATED ACRES HARV.	2/
YIELD - BU./ACRE	2/
PROD. - BU.	2/
ACRES HARV. FOR SILAGE	2/
YIELD - TONS/ACRE	2/
PROD. - TONS	2/
FARM VALUE	2/

SUNFLOWERS 2001

ACRES PLANTED	2/
ACRES HARVESTED	2/
YIELD - LB./ACRE	2/
PROD. - LB.	2/
FARM VALUE	2/

SOYBEANS 2001

ACRES PLANTED	70,700	8
ACRES HARVESTED	68,900	8
YIELD - BU./ACRE	46	8
PROD. - BU.	3,172,600	3
FARM VALUE	\$13,320,000	3
IRRIGATED ACRES HARV.	2/	
YIELD - BU./ACRE	2/	
PROD. - BU.	2/	
NON-IRRIGATED ACRES HARV.	2/	
YIELD - BU./ACRE	2/	
PROD. - BU.	2/	

ALFALFA HAY 2001

ACRES HARVESTED	2,900	85
YIELD - TONS/ACRE	5.5	15
PROD. - TONS	15,900	67
FARM VALUE	\$1,768,000	62

ALL OTHER HAY 2001

ACRES HARVESTED	5,300	91
YIELD - TONS/ACRE	2.4	10
PROD. - TONS	12,500	85
FARM VALUE	\$738,000	83

ALL HAY 2001

ACRES HARVESTED	8,200	97
YIELD - TONS/ACRE	3.5	19
PROD. - TONS	28,400	93
FARM VALUE	\$2,506,000	90
PASTURE ACREAGE-1997 CENSUS OF AG	34,000	104

LIVESTOCK INVENTORIES 4/

ALL CATTLE, JAN. 1, 2002	20,100	98
COWS THAT HAVE CALVED	7,800	91
BEEF	7,400	50
MILK	400	27
OTHER CATTLE	12,300	94
CATTLE ON FEED-JAN. 1, 2002	3/	
CALVES BORN - 2001	7,200	90

INVENTORY VALUES 4/

CATTLE AND CALVES-JAN. 1, 2002	\$12,865,000	98
--------------------------------	--------------	----

PRODUCTION 1/

MILK-2001-1,000 LBS.	5,800	35
FARM VALUE	\$841,000	35

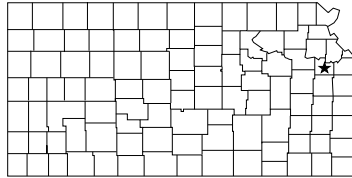
1/ DUE TO THE STATE BUDGET DIFFICULTIES HOGS, SHEEP, AND POULTRY VALUE OF PRODUCTION ARE NOT AVAILABLE AT COUNTY LEVEL.

2/ DATA NOT PUBLISHED FOR ALL PRACTICES BECAUSE OF INSUFFICIENT REPORTS OR RELATIVE UNIMPORTANCE OF SOME PRACTICES.

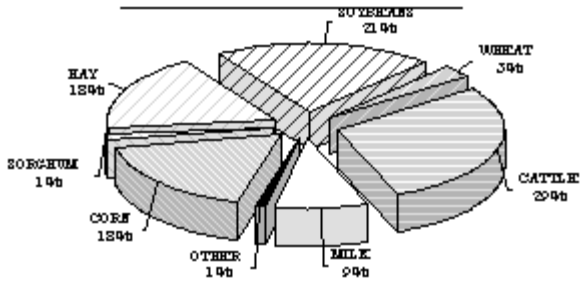
3/ DATA NOT PUBLISHED TO AVOID DISCLOSURE OF INDIVIDUAL REPORTS.

4/ DUE TO THE STATE BUDGET DIFFICULTIES HOGS, SHEEP, AND POULTRY INVENTORIES AND INVENTORY VALUE ARE NOT AVAILABLE AT COUNTY LEVEL.

FARM FACTS 2001-2002



VALUE OF PRODUCTION 1/ DOUGLAS COUNTY



		RANK IN STATE
POPULATION-2000-U.S. CENSUS EST.	99,962	5
NO. OF FARMS 2001	860	20
LAND IN FARMS 2001-ACRES	223,000	100
ACRES HARVESTED 2001	120,700	91
VALUE OF CROPS HARV. 2001	\$16,852,400	90
VALUE OF CATTLE & MILK PROD. 2001	\$10,490,600	85
PRECIPITATION JAN.-DEC. 2001-IN.	38.57	17
PRECIPITATION LONGTIME AVERAGE-IN.	39.28	14

WHEAT 2001

ACRES SEEDED IN 2000	6,900	96
ACRES HARVESTED IN 2001	6,700	96
YIELD-BU./ACRE	42	50
PROD.-BU.	283,000	96
FARM VALUE	\$760,000	96
IRRIGATED ACRES HARV.	2/	
YIELD - BU./ACRE	2/	
PROD. - BU.	2/	
CONT. CROP DRYLAND ACRES HARV.	6,700	88
YIELD - BU./ACRE	42	40
PROD. - BU.	283,000	86
SUMMER FALLOW ACRES HARV.	2/	
YIELD - BU./ACRE	2/	
PROD. - BU.	2/	

CORN 2001

ACRES PLANTED	26,100	46
ACRES HARV. FOR GRAIN	23,600	45
YIELD - BU./ACRE	109	46
PROD. - BU.	2,571,000	43
FARM VALUE	\$4,635,600	48
IRRIGATED ACRES HARV.	2/	
YIELD - BU./ACRE	2/	
PROD. - BU.	2/	
NON-IRRIGATED ACRES HARV.	2/	
YIELD - BU./ACRE	2/	
PROD. - BU.	2/	
ACRES HARV. FOR SILAGE	1,100	59
YIELD - TONS/ACRE	14.5	19
PROD. - TONS	15,900	56
FARM VALUE	\$237,100	57

SORGHUM 2001

ACRES PLANTED	2,900	100
ACRES HARV. FOR GRAIN	2,800	98
YIELD - BU./ACRE	76	27
PROD. - BU.	214,000	97
FARM VALUE	\$372,200	97
IRRIGATED ACRES HARV.	2/	
YIELD - BU./ACRE	2/	
PROD. - BU.	2/	
NON-IRRIGATED ACRES HARV.	2,800	72
YIELD - BU./ACRE	76	22
PROD. - BU.	214,000	71
ACRES HARV. FOR SILAGE	2/	
YIELD - TONS/ACRE	2/	
PROD. - TONS	2/	
FARM VALUE	2/	

SUNFLOWERS 2001

ACRES PLANTED	2/
ACRES HARVESTED	2/
YIELD - LB./ACRE	2/
PROD. - LB.	2/
FARM VALUE	2/

SOYBEANS 2001

ACRES PLANTED	39,700	29
ACRES HARVESTED	38,100	28
YIELD - BU./ACRE	36	29
PROD. - BU.	1,383,500	20
FARM VALUE	\$5,739,000	20
IRRIGATED ACRES HARV.	2/	
YIELD - BU./ACRE	2/	
PROD. - BU.	2/	
NON-IRRIGATED ACRES HARV.	2/	
YIELD - BU./ACRE	2/	
PROD. - BU.	2/	

ALFALFA HAY 2001

ACRES HARVESTED	5,000	61
YIELD - TONS/ACRE	2.0	105
PROD. - TONS	9,900	85
FARM VALUE	\$1,016,000	85

ALL OTHER HAY 2001

ACRES HARVESTED	43,000	18
YIELD - TONS/ACRE	1.3	80
PROD. - TONS	54,600	27
FARM VALUE	\$3,993,500	24

ALL HAY 2001

ACRES HARVESTED	48,000	22
YIELD - TONS/ACRE	1.3	96
PROD. - TONS	64,500	59
FARM VALUE	\$5,009,500	57
PASTURE ACREAGE-1997 CENSUS OF AG	77,000	94

LIVESTOCK INVENTORIES 4/

ALL CATTLE, JAN. 1, 2002	30,300	86
COWS THAT HAVE CALVED	12,000	69
BEEF	11,100	43
MILK	900	12
OTHER CATTLE	18,300	79
CATTLE ON FEED-JAN. 1, 2002	3/	
CALVES BORN - 2001	11,400	66

INVENTORY VALUES 4/

CATTLE AND CALVES-JAN. 1, 2002	\$19,390,000	86
--------------------------------	--------------	----

PRODUCTION 1/

MILK-2001-1,000 LBS.	17,000	10
FARM VALUE	\$2,465,000	10

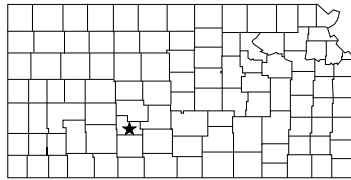
1/ DUE TO THE STATE BUDGET DIFFICULTIES HOGS, SHEEP, AND POULTRY VALUE OF PRODUCTION ARE NOT AVAILABLE AT COUNTY LEVEL.

2/ DATA NOT PUBLISHED FOR ALL PRACTICES BECAUSE OF INSUFFICIENT REPORTS OR RELATIVE UNIMPORTANCE OF SOME PRACTICES.

3/ DATA NOT PUBLISHED TO AVOID DISCLOSURE OF INDIVIDUAL REPORTS.

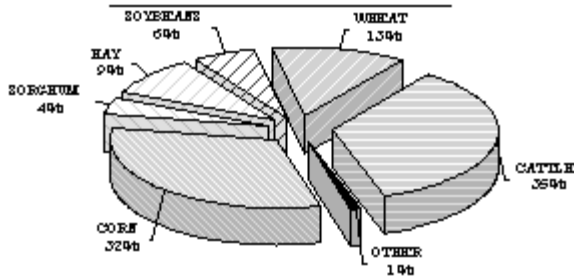
4/ DUE TO THE STATE BUDGET DIFFICULTIES HOGS, SHEEP, AND POULTRY INVENTORIES AND INVENTORY VALUE ARE NOT AVAILABLE AT COUNTY LEVEL.

FARM FACTS 2001-2002



RANK IN
STATE

VALUE OF PRODUCTION 1/ EDWARDS COUNTY



RANK IN
STATE

POPULATION-2000-U.S. CENSUS EST.	3,449	86
NO. OF FARMS 2001	310	87
LAND IN FARMS 2001-ACRES	396,000	70
ACRES HARVESTED 2001	239,280	36
VALUE OF CROPS HARV. 2001	\$48,210,400	16
VALUE OF CATTLE & MILK PROD. 2001	\$25,745,200	29
PRECIPITATION JAN.-DEC. 2001-IN.	24.34	68
PRECIPITATION LONGTIME AVERAGE-IN.	24.51	65

WHEAT 2001

ACRES SEEDED IN 2000	107,000	46
ACRES HARVESTED IN 2001	92,100	38
YIELD-BU./ACRE	39	67
PROD.-BU.	3,551,000	44
FARM VALUE	\$9,835,000	42
IRRIGATED ACRES HARV.	11,300	15
YIELD - BU./ACRE	60	3
PROD. - BU.	678,000	12
CONT. CROP DRYLAND ACRES HARV.	29,400	47
YIELD - BU./ACRE	35	70
PROD. - BU.	1,024,000	52
SUMMER FALLOW ACRES HARV.	51,400	28
YIELD - BU./ACRE	36	41
PROD. - BU.	1,849,000	30

CORN 2001

ACRES PLANTED	80,700	10
ACRES HARV. FOR GRAIN	69,800	12
YIELD - BU./ACRE	153	12
PROD. - BU.	10,696,000	10
FARM VALUE	\$21,870,600	12
IRRIGATED ACRES HARV.	58,400	9
YIELD - BU./ACRE	178	8
PROD. - BU.	10,410,000	8
NON-IRRIGATED ACRES HARV.	11,400	26
YIELD - BU./ACRE	25	61
PROD. - BU.	286,000	41
ACRES HARV. FOR SILAGE	10,000	4
YIELD - TONS/ACRE	8.8	56
PROD. - TONS	87,800	10
FARM VALUE	\$1,524,800	10

SORGHUM 2001

ACRES PLANTED	30,300	56
ACRES HARV. FOR GRAIN	27,500	57
YIELD - BU./ACRE	58	70
PROD. - BU.	1,606,000	57
FARM VALUE	\$2,970,000	57
IRRIGATED ACRES HARV.	3,100	20
YIELD - BU./ACRE	91	21
PROD. - BU.	280,700	21
NON-IRRIGATED ACRES HARV.	24,400	38
YIELD - BU./ACRE	54	53
PROD. - BU.	1,325,300	38
ACRES HARV. FOR SILAGE	1,600	18
YIELD - TONS/ACRE	13.2	13
PROD. - TONS	21,100	13
FARM VALUE	\$325,000	13

SUNFLOWERS 2001

ACRES PLANTED	1,200	48
ACRES HARVESTED	1,200	48
YIELD - LB./ACRE	949	41
PROD. - LB.	1,138,800	50
FARM VALUE	\$88,900	50

SOYBEANS 2001

ACRES PLANTED	22,700	45
ACRES HARVESTED	21,200	47
YIELD - BU./ACRE	52	4
PROD. - BU.	1,097,900	27
FARM VALUE	\$4,543,000	27
IRRIGATED ACRES HARV.	17,900	2
YIELD - BU./ACRE	59	5
PROD. - BU.	1,063,300	2
NON-IRRIGATED ACRES HARV.	3,300	29
YIELD - BU./ACRE	10	48
PROD. - BU.	34,600	35

ALFALFA HAY 2001

ACRES HARVESTED	10,500	30
YIELD - TONS/ACRE	6.7	8
PROD. - TONS	69,900	15
FARM VALUE	\$6,433,000	14

ALL OTHER HAY 2001

ACRES HARVESTED	5,000	92
YIELD - TONS/ACRE	2.0	25
PROD. - TONS	10,200	90
FARM VALUE	\$542,500	91

ALL HAY 2001

ACRES HARVESTED	15,500	79
YIELD - TONS/ACRE	5.2	8
PROD. - TONS	80,100	40
FARM VALUE	\$6,975,500	29
PASTURE ACREAGE-1997 CENSUS OF AG	90,000	88

LIVESTOCK INVENTORIES 4/

ALL CATTLE, JAN. 1, 2002	61,000	33
COWS THAT HAVE CALVED	10,000	83
BEEF	10,000	46
OTHER CATTLE	51,000	28
CATTLE ON FEED-JAN. 1, 2002	3/	
CALVES BORN - 2001	9,600	81

INVENTORY VALUES 4/

CATTLE AND CALVES-JAN. 1, 2002	\$39,040,000	33
--------------------------------	--------------	----

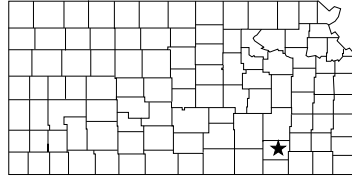
1/ DUE TO THE STATE BUDGET DIFFICULTIES HOGS, SHEEP, AND POULTRY VALUE OF PRODUCTION ARE NOT AVAILABLE AT COUNTY LEVEL.

3/ DATA NOT PUBLISHED TO AVOID DISCLOSURE OF INDIVIDUAL REPORTS.

4/ DUE TO THE STATE BUDGET DIFFICULTIES HOGS, SHEEP, AND POULTRY INVENTORIES AND INVENTORY VALUE ARE NOT AVAILABLE AT COUNTY LEVEL.

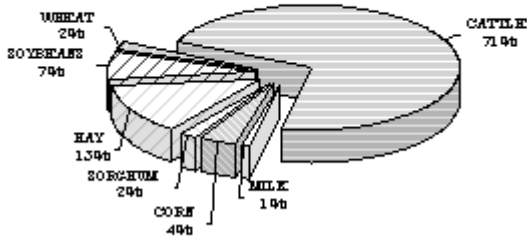
09/02 047

FARM FACTS 2001-2002



RANK IN
STATE

VALUE OF PRODUCTION 1/ ELK COUNTY



		RANK IN STATE
POPULATION-2000-U.S. CENSUS EST.	3,261	89
NO. OF FARMS 2001	380	80
LAND IN FARMS 2001-ACRES	328,000	85
ACRES HARVESTED 2001	47,400	103
VALUE OF CROPS HARV. 2001	\$4,786,100	103
VALUE OF CATTLE & MILK PROD. 2001	\$12,523,700	73
PRECIPITATION JAN.-DEC. 2001-IN.	30.13	39
PRECIPITATION LONGTIME AVERAGE-IN.	37.08	22

WHEAT 2001

ACRES SEEDED IN 2000	4,400	103
ACRES HARVESTED IN 2001	3,900	103
YIELD-BU./ACRE	39	67
PROD.-BU.	152,000	103
FARM VALUE	\$420,000	103
IRRIGATED ACRES HARV.	2/	
YIELD - BU./ACRE	2/	
PROD. - BU.	2/	
CONT. CROP DRYLAND ACRES HARV.	3,900	100
YIELD - BU./ACRE	39	51
PROD. - BU.	152,000	99
SUMMER FALLOW ACRES HARV.	2/	
YIELD - BU./ACRE	2/	
PROD. - BU.	2/	

CORN 2001

ACRES PLANTED	3,100	99
ACRES HARV. FOR GRAIN	3,100	97
YIELD - BU./ACRE	104	53
PROD. - BU.	321,000	92
FARM VALUE	\$624,000	92
IRRIGATED ACRES HARV.	2/	
YIELD - BU./ACRE	2/	
PROD. - BU.	2/	
NON-IRRIGATED ACRES HARV.	2/	
YIELD - BU./ACRE	2/	
PROD. - BU.	2/	
ACRES HARV. FOR SILAGE	2/	
YIELD - TONS/ACRE	2/	
PROD. - TONS	2/	
FARM VALUE	2/	

SORGHUM 2001

ACRES PLANTED	4,300	95
ACRES HARV. FOR GRAIN	3,900	95
YIELD - BU./ACRE	46	87
PROD. - BU.	178,700	98
FARM VALUE	\$325,100	98
IRRIGATED ACRES HARV.	2/	
YIELD - BU./ACRE	2/	
PROD. - BU.	2/	
NON-IRRIGATED ACRES HARV.	3,900	69
YIELD - BU./ACRE	46	63
PROD. - BU.	178,700	72
ACRES HARV. FOR SILAGE	2/	
YIELD - TONS/ACRE	2/	
PROD. - TONS	2/	
FARM VALUE	2/	

SUNFLOWERS 2001

ACRES PLANTED	2/	
ACRES HARVESTED	2/	
YIELD - LB./ACRE	2/	
PROD. - LB.	2/	
FARM VALUE	2/	

SOYBEANS 2001

ACRES PLANTED	11,900	65
ACRES HARVESTED	10,500	65
YIELD - BU./ACRE	28	67
PROD. - BU.	291,100	71
FARM VALUE	\$1,226,000	71
IRRIGATED ACRES HARV.	2/	
YIELD - BU./ACRE	2/	
PROD. - BU.	2/	
NON-IRRIGATED ACRES HARV.	2/	
YIELD - BU./ACRE	2/	
PROD. - BU.	2/	

ALFALFA HAY 2001

ACRES HARVESTED	3,500	78
YIELD - TONS/ACRE	3.2	78
PROD. - TONS	11,300	83
FARM VALUE	\$1,201,000	77

ALL OTHER HAY 2001

ACRES HARVESTED	22,400	41
YIELD - TONS/ACRE	.6	105
PROD. - TONS	13,400	80
FARM VALUE	\$980,000	75

ALL HAY 2001

ACRES HARVESTED	25,900	55
YIELD - TONS/ACRE	1.0	105
PROD. - TONS	24,700	96
FARM VALUE	\$2,181,000	93
PASTURE ACREAGE-1997 CENSUS OF AG	272,000	12

LIVESTOCK INVENTORIES 4/

ALL CATTLE, JAN. 1, 2002	44,500	52
COWS THAT HAVE CALVED	21,900	15
BEEF	3/	
MILK	3/	
OTHER CATTLE	22,600	63
CATTLE ON FEED-JAN. 1, 2002	3/	
CALVES BORN - 2001	19,700	20

INVENTORY VALUES 4/

CATTLE AND CALVES-JAN. 1, 2002	\$28,480,000	52
--------------------------------	--------------	----

PRODUCTION 1/

MILK-2001-1,000 LBS.	3/	
FARM VALUE	3/	

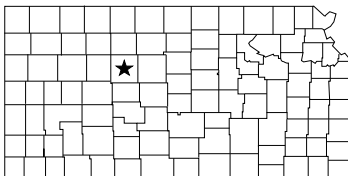
1/ DUE TO THE STATE BUDGET DIFFICULTIES HOGS, SHEEP, AND POULTRY VALUE OF PRODUCTION ARE NOT AVAILABLE AT COUNTY LEVEL.

2/ DATA NOT PUBLISHED FOR ALL PRACTICES BECAUSE OF INSUFFICIENT REPORTS OR RELATIVE UNIMPORTANCE OF SOME PRACTICES.

3/ DATA NOT PUBLISHED TO AVOID DISCLOSURE OF INDIVIDUAL REPORTS.

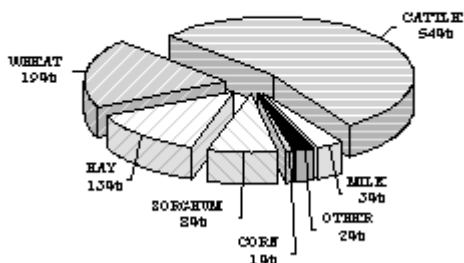
4/ DUE TO THE STATE BUDGET DIFFICULTIES HOGS, SHEEP, AND POULTRY INVENTORIES AND INVENTORY VALUE ARE NOT AVAILABLE AT COUNTY LEVEL.

FARM FACTS 2001-2002



RANK IN
STATE

VALUE OF PRODUCTION 1/ ELLIS COUNTY



RANK IN
STATE

POPULATION-2000-U.S. CENSUS EST.	27,507	22
NO. OF FARMS 2001	700	33
LAND IN FARMS 2001-ACRES	547,000	27
ACRES HARVESTED 2001	159,970	74
VALUE OF CROPS HARV. 2001	\$19,395,300	80
VALUE OF CATTLE & MILK PROD. 2001	\$25,891,000	28
PRECIPITATION JAN.-DEC. 2001-IN.	27.39	57
PRECIPITATION LONGTIME AVERAGE-IN.	21.80	79

WHEAT 2001

ACRES SEEDED IN 2000	117,000	39
ACRES HARVESTED IN 2001	98,900	35
YIELD-BU./ACRE	32	101
PROD.-BU.	3,155,000	55
FARM VALUE	\$8,805,000	52
IRRIGATED ACRES HARV.	2/	
YIELD - BU./ACRE	2/	
PROD. - BU.	2/	
CONT. CROP DRYLAND ACRES HARV.	40,500	36
YIELD - BU./ACRE	29	101
PROD. - BU.	1,175,100	45
SUMMER FALLOW ACRES HARV.	58,400	23
YIELD - BU./ACRE	34	51
PROD. - BU.	1,979,900	29

CORN 2001

ACRES PLANTED	4,500	96
ACRES HARV. FOR GRAIN	3,700	94
YIELD - BU./ACRE	76	89
PROD. - BU.	281,000	95
FARM VALUE	\$563,300	94
IRRIGATED ACRES HARV.	2/	
YIELD - BU./ACRE	2/	
PROD. - BU.	2/	
NON-IRRIGATED ACRES HARV.	2/	
YIELD - BU./ACRE	2/	
PROD. - BU.	2/	
ACRES HARV. FOR SILAGE	2/	
YIELD - TONS/ACRE	2/	
PROD. - TONS	2/	
FARM VALUE	2/	

SORGHUM 2001

ACRES PLANTED	31,600	54
ACRES HARV. FOR GRAIN	26,600	58
YIELD - BU./ACRE	61	62
PROD. - BU.	1,631,300	56
FARM VALUE	\$3,114,700	56
IRRIGATED ACRES HARV.	600	40
YIELD - BU./ACRE	74	39
PROD. - BU.	44,500	40
NON-IRRIGATED ACRES HARV.	26,000	36
YIELD - BU./ACRE	61	47
PROD. - BU.	1,586,800	35
ACRES HARV. FOR SILAGE	1,900	13
YIELD - TONS/ACRE	10.6	19
PROD. - TONS	20,100	15
FARM VALUE	\$288,900	15

SUNFLOWERS 2001

ACRES PLANTED	4,600	26
ACRES HARVESTED	4,500	24
YIELD - LB./ACRE	1,205	25
PROD. - LB.	5,423,500	27
FARM VALUE	\$427,300	26

SOYBEANS 2001

ACRES PLANTED	1,800	92
ACRES HARVESTED	1,700	92
YIELD - BU./ACRE	28	67
PROD. - BU.	48,200	93
FARM VALUE	\$199,000	93
IRRIGATED ACRES HARV.	2/	
YIELD - BU./ACRE	2/	
PROD. - BU.	2/	
NON-IRRIGATED ACRES HARV.	2/	
YIELD - BU./ACRE	2/	
PROD. - BU.	2/	

ALFALFA HAY 2001

ACRES HARVESTED	6,200	51
YIELD - TONS/ACRE	4.2	41
PROD. - TONS	26,100	49
FARM VALUE	\$2,664,000	44

ALL OTHER HAY 2001

ACRES HARVESTED	15,500	56
YIELD - TONS/ACRE	3.2	1
PROD. - TONS	49,500	30
FARM VALUE	\$3,190,500	28

ALL HAY 2001

ACRES HARVESTED	21,700	66
YIELD - TONS/ACRE	3.5	19
PROD. - TONS	75,600	50
FARM VALUE	\$5,854,500	46
PASTURE ACREAGE-1997 CENSUS OF AG	229,000	21

LIVESTOCK INVENTORIES 4/

ALL CATTLE, JAN. 1, 2002	66,200	25
COWS THAT HAVE CALVED	20,700	20
BEEF	20,300	13
MILK	400	27
OTHER CATTLE	45,500	30
CATTLE ON FEED-JAN. 1, 2002	3/	
CALVES BORN - 2001	20,000	19

INVENTORY VALUES 4/

CATTLE AND CALVES-JAN. 1, 2002	\$42,370,000	25
--------------------------------	--------------	----

PRODUCTION 1/

MILK-2001-1,000 LBS.	8,800	22
FARM VALUE	\$1,276,000	22

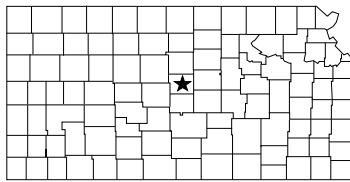
1/ DUE TO THE STATE BUDGET DIFFICULTIES HOGS, SHEEP, AND POULTRY VALUE OF PRODUCTION ARE NOT AVAILABLE AT COUNTY LEVEL.

2/ DATA NOT PUBLISHED FOR ALL PRACTICES BECAUSE OF INSUFFICIENT REPORTS OR RELATIVE UNIMPORTANCE OF SOME PRACTICES.

3/ DATA NOT PUBLISHED TO AVOID DISCLOSURE OF INDIVIDUAL REPORTS.

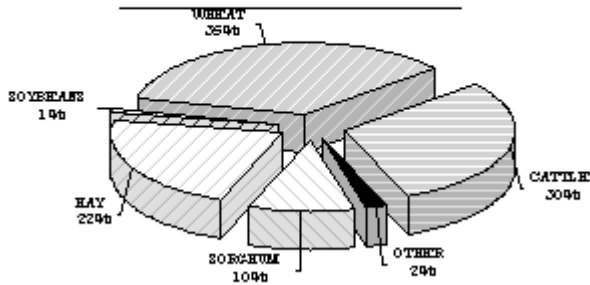
4/ DUE TO THE STATE BUDGET DIFFICULTIES HOGS, SHEEP, AND POULTRY INVENTORIES AND INVENTORY VALUE ARE NOT AVAILABLE AT COUNTY LEVEL.

FARM FACTS 2001-2002



RANK IN
STATE

VALUE OF PRODUCTION 1/ ELLSWORTH COUNTY



SORGHUM 2001

ACRES PLANTED	27,900	60
ACRES HARV. FOR GRAIN	25,800	59
YIELD - BU./ACRE	59	68
PROD. - BU.	1,512,700	59
FARM VALUE	\$2,888,200	58
IRRIGATED ACRES HARV.	2/	
YIELD - BU./ACRE	2/	
PROD. - BU.	2/	
NON-IRRIGATED ACRES HARV.	2/	
YIELD - BU./ACRE	2/	
PROD. - BU.	2/	
ACRES HARV. FOR SILAGE	2/	
YIELD - TONS/ACRE	2/	
PROD. - TONS	2/	
FARM VALUE	2/	

SUNFLOWERS 2001

ACRES PLANTED	600	52
ACRES HARVESTED	600	51
YIELD - LB./ACRE	850	45
PROD. - LB.	510,000	52
FARM VALUE	\$40,200	52

SOYBEANS 2001

ACRES PLANTED	4,700	81
ACRES HARVESTED	4,600	80
YIELD - BU./ACRE	21	86
PROD. - BU.	98,700	83
FARM VALUE	\$408,000	82
IRRIGATED ACRES HARV.	2/	
YIELD - BU./ACRE	2/	
PROD. - BU.	2/	
NON-IRRIGATED ACRES HARV.	2/	
YIELD - BU./ACRE	2/	
PROD. - BU.	2/	

ALFALFA HAY 2001

ACRES HARVESTED	8,000	40
YIELD - TONS/ACRE	4.3	38
PROD. - TONS	34,500	37
FARM VALUE	\$3,521,000	33

ALL OTHER HAY 2001

ACRES HARVESTED	28,400	34
YIELD - TONS/ACRE	1.6	56
PROD. - TONS	44,200	36
FARM VALUE	\$2,848,500	34

ALL HAY 2001

ACRES HARVESTED	36,400	38
YIELD - TONS/ACRE	2.2	60
PROD. - TONS	78,700	43
FARM VALUE	\$6,369,500	38
PASTURE ACREAGE-1997 CENSUS OF AG	165,000	45

LIVESTOCK INVENTORIES 4/

ALL CATTLE, JAN. 1, 2002	31,300	81
COWS THAT HAVE CALVED	14,550	55
BEEF	3/	
MILK	3/	
OTHER CATTLE	16,750	84
CATTLE ON FEED-JAN. 1, 2002	3/	
CALVES BORN - 2001	14,400	51

INVENTORY VALUES 4/

CATTLE AND CALVES-JAN. 1, 2002	\$20,030,000	81
--------------------------------	--------------	----

PRODUCTION 1/

MILK-2001-1,000 LBS.	3/	
FARM VALUE	3/	

1/ DUE TO THE STATE BUDGET DIFFICULTIES HOGS, SHEEP, AND POULTRY VALUE OF PRODUCTION ARE NOT AVAILABLE AT COUNTY LEVEL.

2/ DATA NOT PUBLISHED FOR ALL PRACTICES BECAUSE OF INSUFFICIENT REPORTS OR RELATIVE UNIMPORTANCE OF SOME PRACTICES.

3/ DATA NOT PUBLISHED TO AVOID DISCLOSURE OF INDIVIDUAL REPORTS.

4/ DUE TO THE STATE BUDGET DIFFICULTIES HOGS, SHEEP, AND POULTRY INVENTORIES AND INVENTORY VALUE ARE NOT AVAILABLE AT COUNTY LEVEL.

		RANK IN STATE
POPULATION-2000-U.S. CENSUS EST.	6,525	60
NO. OF FARMS 2001	430	73
LAND IN FARMS 2001-ACRES	428,000	62
ACRES HARVESTED 2001	158,260	76
VALUE OF CROPS HARV. 2001	\$20,140,400	77
VALUE OF CATTLE & MILK PROD. 2001	\$8,726,100	95
PRECIPITATION JAN.-DEC. 2001-IN.	27.75	55
PRECIPITATION LONGTIME AVERAGE-IN.	27.88	56

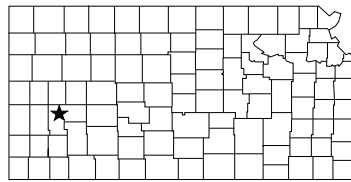
WHEAT 2001

ACRES SEEDED IN 2000	97,000	51
ACRES HARVESTED IN 2001	87,700	45
YIELD-BU./ACRE	41	52
PROD-BU.	3,587,000	42
FARM VALUE	\$10,010,000	40
IRRIGATED ACRES HARV.	2/	
YIELD - BU./ACRE	2/	
PROD. - BU.	2/	
CONT. CROP DRYLAND ACRES HARV.	62,400	28
YIELD - BU./ACRE	40	45
PROD. - BU.	2,514,200	28
SUMMER FALLOW ACRES HARV.	25,300	42
YIELD - BU./ACRE	42	16
PROD. - BU.	1,072,800	39

CORN 2001

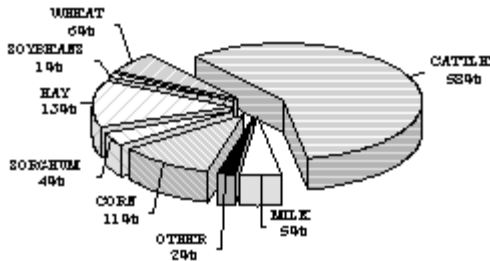
ACRES PLANTED	2,300	101
ACRES HARV. FOR GRAIN	1,700	101
YIELD - BU./ACRE	67	98
PROD. - BU.	114,000	101
FARM VALUE	\$228,500	101
IRRIGATED ACRES HARV.	2/	
YIELD - BU./ACRE	2/	
PROD. - BU.	2/	
NON-IRRIGATED ACRES HARV.	2/	
YIELD - BU./ACRE	2/	
PROD. - BU.	2/	
ACRES HARV. FOR SILAGE	2/	
YIELD - TONS/ACRE	2/	
PROD. - TONS	2/	
FARM VALUE	2/	

FARM FACTS 2001-2002



RANK IN
STATE

VALUE OF PRODUCTION 1/ FINNEY COUNTY



SORGHUM 2001

ACRES PLANTED	84,300	9
ACRES HARV. FOR GRAIN	79,500	8
YIELD - BU./ACRE	67	46
PROD. - BU.	5,290,900	8
FARM VALUE	\$9,996,200	7
IRRIGATED ACRES HARV.	7,100	6
YIELD - BU./ACRE	94	19
PROD. - BU.	666,900	6
NON-IRRIGATED ACRES HARV.	72,400	10
YIELD - BU./ACRE	64	39
PROD. - BU.	4,624,000	8
ACRES HARV. FOR SILAGE	3,100	4
YIELD - TONS/ACRE	17.8	3
PROD. - TONS	55,200	3
FARM VALUE	\$906,900	3

SUNFLOWERS 2001

ACRES PLANTED	5,600	20
ACRES HARVESTED	5,500	19
YIELD - LB./ACRE	1,678	9
PROD. - LB.	9,226,400	12
FARM VALUE	\$701,600	13

SOYBEANS 2001

ACRES PLANTED	17,000	55
ACRES HARVESTED	16,100	56
YIELD - BU./ACRE	50	5
PROD. - BU.	808,800	43
FARM VALUE	\$3,258,000	44
IRRIGATED ACRES HARV.	13,400	9
YIELD - BU./ACRE	58	7
PROD. - BU.	775,900	6
NON-IRRIGATED ACRES HARV.	2,700	33
YIELD - BU./ACRE	12	41
PROD. - BU.	32,900	36

ALFALFA HAY 2001

ACRES HARVESTED	42,400	2
YIELD - TONS/ACRE	8.0	2
PROD. - TONS	340,900	1
FARM VALUE	\$34,891,000	1

ALL OTHER HAY 2001

ACRES HARVESTED	16,400	53
YIELD - TONS/ACRE	2.1	19
PROD. - TONS	34,200	50
FARM VALUE	\$2,143,000	48

ALL HAY 2001

ACRES HARVESTED	58,800	9
YIELD - TONS/ACRE	6.4	3
PROD. - TONS	375,100	1
FARM VALUE	\$37,034,000	1
PASTURE ACREAGE-1997 CENSUS OF AG	132,000	65

LIVESTOCK INVENTORIES 4/

ALL CATTLE, JAN. 1, 2002	353,100	1
COWS THAT HAVE CALVED	16,500	41
BEEF	3/	
MILK	3/	
OTHER CATTLE	336,600	1
CATTLE ON FEED-JAN. 1, 2002	252,500	2
CALVES BORN - 2001	13,600	56

INVENTORY VALUES 4/

CATTLE AND CALVES-JAN. 1, 2002	\$225,980,000	1
--------------------------------	---------------	---

PRODUCTION 1/

MILK-2001-1,000 LBS.	3/
FARM VALUE	3/

1/ DUE TO THE STATE BUDGET DIFFICULTIES HOGS, SHEEP, AND POULTRY VALUE OF PRODUCTION ARE NOT AVAILABLE AT COUNTY LEVEL.

3/ DATA NOT PUBLISHED TO AVOID DISCLOSURE OF INDIVIDUAL REPORTS.

4/ DUE TO THE STATE BUDGET DIFFICULTIES HOGS, SHEEP, AND POULTRY INVENTORIES AND INVENTORY VALUE ARE NOT AVAILABLE AT COUNTY LEVEL.

RANK IN
STATE

POPULATION-2000-U.S. CENSUS EST.	40,523	11
NO. OF FARMS 2001	510	52
LAND IN FARMS 2001-ACRES	750,000	2
ACRES HARVESTED 2001	395,910	3
VALUE OF CROPS HARV. 2001	\$106,598,300	1
VALUE OF CATTLE & MILK PROD. 2001	\$175,440,800	1
PRECIPITATION JAN.-DEC. 2001-IN.	20.94	83
PRECIPITATION LONGTIME AVERAGE-IN.	19.39	90

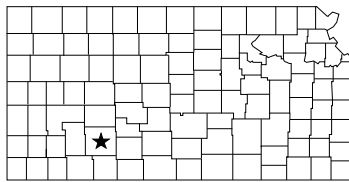
WHEAT 2001

ACRES SEEDED IN 2000	183,000	11
ACRES HARVESTED IN 2001	145,700	11
YIELD-BU./ACRE	41	52
PROD.-BU.	5,936,000	15
FARM VALUE	\$16,090,000	16
IRRIGATED ACRES HARV.	40,900	4
YIELD - BU./ACRE	58	7
PROD. - BU.	2,353,500	3
CONT. CROP DRYLAND ACRES HARV.	15,900	62
YIELD - BU./ACRE	30	97
PROD. - BU.	477,000	72
SUMMER FALLOW ACRES HARV.	88,900	9
YIELD - BU./ACRE	35	44
PROD. - BU.	3,105,500	7

CORN 2001

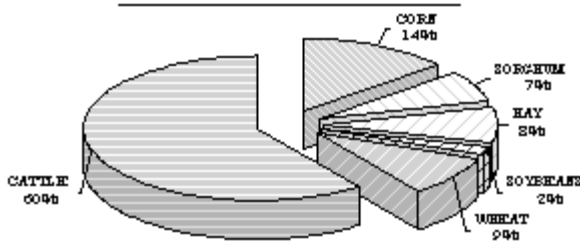
ACRES PLANTED	88,000	8
ACRES HARV. FOR GRAIN	76,100	9
YIELD - BU./ACRE	157	9
PROD. - BU.	11,952,000	8
FARM VALUE	\$26,606,200	7
IRRIGATED ACRES HARV.	70,300	5
YIELD - BU./ACRE	167	23
PROD. - BU.	11,728,000	6
NON-IRRIGATED ACRES HARV.	5,800	43
YIELD - BU./ACRE	39	54
PROD. - BU.	224,000	49
ACRES HARV. FOR SILAGE	8,500	7
YIELD - TONS/ACRE	21.1	3
PROD. - TONS	179,100	3
FARM VALUE	\$3,348,200	2

FARM FACTS 2001-2002



RANK IN
STATE

VALUE OF PRODUCTION 1/ FORD COUNTY



		RANK IN STATE
POPULATION-2000-U.S. CENSUS EST.	32,458	17
NO. OF FARMS 2001	730	30
LAND IN FARMS 2001-ACRES	680,000	7
ACRES HARVESTED 2001	325,490	11
VALUE OF CROPS HARV. 2001	\$53,384,400	9
VALUE OF CATTLE & MILK PROD. 2001	\$81,979,600	7
PRECIPITATION JAN.-DEC. 2001-IN.	17.50	94
PRECIPITATION LONGTIME AVERAGE-IN.	21.49	82

WHEAT 2001

ACRES SEEDED IN 2000	185,000	9
ACRES HARVESTED IN 2001	135,700	17
YIELD-BU./ACRE	32	101
PROD.-BU.	4,362,000	27
FARM VALUE	\$11,820,000	27
IRRIGATED ACRES HARV.	11,500	14
YIELD - BU./ACRE	41	41
PROD. - BU.	470,900	17
CONT. CROP DRYLAND ACRES HARV.	30,500	44
YIELD - BU./ACRE	34	78
PROD. - BU.	1,036,400	51
SUMMER FALLOW ACRES HARV.	93,700	7
YIELD - BU./ACRE	30	61
PROD. - BU.	2,854,700	10

CORN 2001

ACRES PLANTED	53,400	22
ACRES HARV. FOR GRAIN	49,500	21
YIELD - BU./ACRE	160	6
PROD. - BU.	7,934,000	16
FARM VALUE	\$17,661,800	14
IRRIGATED ACRES HARV.	47,500	10
YIELD - BU./ACRE	165	27
PROD. - BU.	7,819,000	11
NON-IRRIGATED ACRES HARV.	2,000	60
YIELD - BU./ACRE	58	25
PROD. - BU.	115,000	60
ACRES HARV. FOR SILAGE	2,600	35
YIELD - TONS/ACRE	14.3	21
PROD. - TONS	37,300	32
FARM VALUE	\$697,300	29

SORGHUM 2001

ACRES PLANTED	103,800	3
ACRES HARV. FOR GRAIN	99,300	3
YIELD - BU./ACRE	51	81
PROD. - BU.	5,060,400	10
FARM VALUE	\$9,560,600	10
IRRIGATED ACRES HARV.	7,800	3
YIELD - BU./ACRE	101	11
PROD. - BU.	790,500	3
NON-IRRIGATED ACRES HARV.	91,500	2
YIELD - BU./ACRE	47	62
PROD. - BU.	4,269,900	10
ACRES HARV. FOR SILAGE	1,800	15
YIELD - TONS/ACRE	9.1	24
PROD. - TONS	16,400	20
FARM VALUE	\$269,400	17

SUNFLOWERS 2001

ACRES PLANTED	1,700	45
ACRES HARVESTED	1,700	44
YIELD - LB./ACRE	872	44
PROD. - LB.	1,482,000	46
FARM VALUE	\$110,700	47

SOYBEANS 2001

ACRES PLANTED	12,900	63
ACRES HARVESTED	12,400	63
YIELD - BU./ACRE	48	6
PROD. - BU.	594,500	55
FARM VALUE	\$2,395,000	56
IRRIGATED ACRES HARV.	11,600	13
YIELD - BU./ACRE	50	27
PROD. - BU.	584,700	13
NON-IRRIGATED ACRES HARV.	800	45
YIELD - BU./ACRE	12	41
PROD. - BU.	9,800	46

ALFALFA HAY 2001

ACRES HARVESTED	14,000	17
YIELD - TONS/ACRE	6.6	9
PROD. - TONS	92,900	9
FARM VALUE	\$9,503,500	8

ALL OTHER HAY 2001

ACRES HARVESTED	8,400	80
YIELD - TONS/ACRE	2.6	5
PROD. - TONS	21,700	63
FARM VALUE	\$1,359,500	64

ALL HAY 2001

ACRES HARVESTED	22,400	61
YIELD - TONS/ACRE	5.1	10
PROD. - TONS	114,600	13
FARM VALUE	\$10,863,000	11
PASTURE ACREAGE-1997 CENSUS OF AG	171,000	39

LIVESTOCK INVENTORIES 4/

ALL CATTLE, JAN. 1, 2002	178,800	5
COWS THAT HAVE CALVED	13,900	61
BEEF	3/	
MILK	3/	
OTHER CATTLE	164,900	5
CATTLE ON FEED-JAN. 1, 2002	135,000	5
CALVES BORN - 2001	11,900	62

INVENTORY VALUES 4/

CATTLE AND CALVES-JAN. 1, 2002	\$114,430,000	5
--------------------------------	---------------	---

PRODUCTION 1/

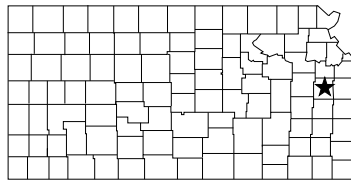
MILK-2001-1,000 LBS.	3/
FARM VALUE	3/

1/ DUE TO THE STATE BUDGET DIFFICULTIES HOGS, SHEEP, AND POULTRY VALUE OF PRODUCTION ARE NOT AVAILABLE AT COUNTY LEVEL.

3/ DATA NOT PUBLISHED TO AVOID DISCLOSURE OF INDIVIDUAL REPORTS.

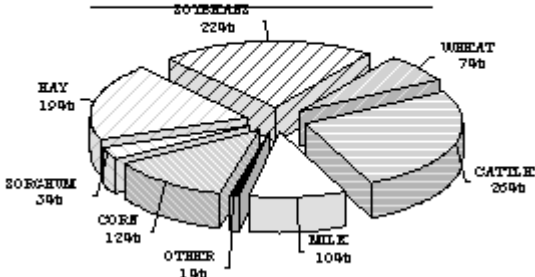
4/ DUE TO THE STATE BUDGET DIFFICULTIES HOGS, SHEEP, AND POULTRY INVENTORIES AND INVENTORY VALUE ARE NOT AVAILABLE AT COUNTY LEVEL.

FARM FACTS 2001-2002



RANK IN
STATE

VALUE OF PRODUCTION 1/ FRANKLIN COUNTY



RANK IN
STATE

POPULATION-2000-U.S. CENSUS EST.	24,784	24
NO. OF FARMS 2001	950	14
LAND IN FARMS 2001-ACRES	314,000	88
ACRES HARVESTED 2001	164,340	73
VALUE OF CROPS HARV. 2001	\$22,826,600	66
VALUE OF CATTLE & MILK PROD. 2001	\$12,714,300	72
PRECIPITATION JAN.-DEC. 2001-IN.	34.79	28
PRECIPITATION LONGTIME AVERAGE-IN.	38.86	16

WHEAT 2001

ACRES SEEDDED IN 2000	18,700	83
ACRES HARVESTED IN 2001	17,000	83
YIELD-BU./ACRE	55	2
PROD-BU.	936,000	83
FARM VALUE	\$2,510,000	83
IRRIGATED ACRES HARV.	2/	
YIELD - BU./ACRE	2/	
PROD. - BU.	2/	
CONT. CROP DRYLAND ACRES HARV.	17,000	60
YIELD - BU./ACRE	55	2
PROD. - BU.	936,000	54
SUMMER FALLOW ACRES HARV.	2/	
YIELD - BU./ACRE	2/	
PROD. - BU.	2/	

CORN 2001

ACRES PLANTED	26,600	44
ACRES HARV. FOR GRAIN	23,600	45
YIELD - BU./ACRE	90	71
PROD. - BU.	2,121,000	51
FARM VALUE	\$3,824,200	53
IRRIGATED ACRES HARV.	2/	
YIELD - BU./ACRE	2/	
PROD. - BU.	2/	
NON-IRRIGATED ACRES HARV.	2/	
YIELD - BU./ACRE	2/	
PROD. - BU.	2/	
ACRES HARV. FOR SILAGE	2,500	38
YIELD - TONS/ACRE	15.4	12
PROD. - TONS	38,400	29
FARM VALUE	\$572,700	33

SORGHUM 2001

ACRES PLANTED	9,200	86
ACRES HARV. FOR GRAIN	8,600	86
YIELD - BU./ACRE	71	43
PROD. - BU.	614,800	84
FARM VALUE	\$1,069,400	84
IRRIGATED ACRES HARV.	2/	
YIELD - BU./ACRE	2/	
PROD. - BU.	2/	
NON-IRRIGATED ACRES HARV.	8,600	58
YIELD - BU./ACRE	71	34
PROD. - BU.	614,800	59
ACRES HARV. FOR SILAGE	2/	
YIELD - TONS/ACRE	2/	
PROD. - TONS	2/	
FARM VALUE	2/	

SUNFLOWERS 2001

ACRES PLANTED	2/	
ACRES HARVESTED	2/	
YIELD - LB./ACRE	2/	
PROD. - LB.	2/	
FARM VALUE	2/	

SOYBEANS 2001

ACRES PLANTED	63,800	13
ACRES HARVESTED	63,200	13
YIELD - BU./ACRE	30	58
PROD. - BU.	1,867,900	14
FARM VALUE	\$7,749,000	13
IRRIGATED ACRES HARV.	1,200	45
YIELD - BU./ACRE	45	36
PROD. - BU.	54,000	45
NON-IRRIGATED ACRES HARV.	62,000	2
YIELD - BU./ACRE	29	11
PROD. - BU.	1,813,900	2

ALFALFA HAY 2001

ACRES HARVESTED	3,600	75
YIELD - TONS/ACRE	4.0	48
PROD. - TONS	14,500	70
FARM VALUE	\$1,488,000	69

ALL OTHER HAY 2001

ACRES HARVESTED	44,500	16
YIELD - TONS/ACRE	1.7	47
PROD. - TONS	73,500	11
FARM VALUE	\$5,376,000	8

ALL HAY 2001

ACRES HARVESTED	48,100	21
YIELD - TONS/ACRE	1.8	77
PROD. - TONS	88,000	30
FARM VALUE	\$6,864,000	33
PASTURE ACREAGE-1997 CENSUS OF AG	119,000	76

LIVESTOCK INVENTORIES 4/

ALL CATTLE, JAN. 1, 2002	30,200	87
COWS THAT HAVE CALVED	17,200	39
BEEF	15,800	26
MILK	1,400	8
OTHER CATTLE	13,000	92
CATTLE ON FEED-JAN. 1, 2002	3/	
CALVES BORN - 2001	16,200	38

INVENTORY VALUES 4/

CATTLE AND CALVES-JAN. 1, 2002	\$19,330,000	87
--------------------------------	--------------	----

PRODUCTION 1/

MILK-2001-1,000 LBS.	24,500	8
FARM VALUE	\$3,552,000	8

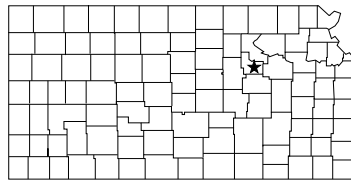
1/ DUE TO THE STATE BUDGET DIFFICULTIES HOGS, SHEEP, AND POULTRY VALUE OF PRODUCTION ARE NOT AVAILABLE AT COUNTY LEVEL.

2/ DATA NOT PUBLISHED FOR ALL PRACTICES BECAUSE OF INSUFFICIENT REPORTS OR RELATIVE UNIMPORTANCE OF SOME PRACTICES.

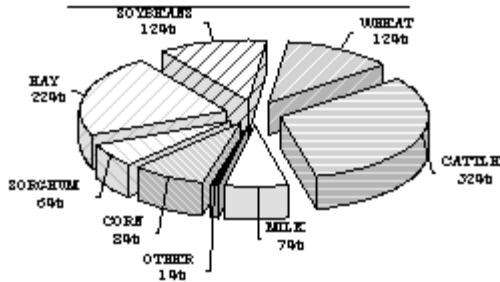
3/ DATA NOT PUBLISHED TO AVOID DISCLOSURE OF INDIVIDUAL REPORTS.

4/ DUE TO THE STATE BUDGET DIFFICULTIES HOGS, SHEEP, AND POULTRY INVENTORIES AND INVENTORY VALUE ARE NOT AVAILABLE AT COUNTY LEVEL.

FARM FACTS 2001-2002



VALUE OF PRODUCTION 1/ GEARY COUNTY



SORGHUM 2001

		RANK IN STATE
ACRES PLANTED	6,600	90
ACRES HARV. FOR GRAIN	6,100	90
YIELD - BU./ACRE	79	18
PROD. - BU.	482,800	89
FARM VALUE	\$839,800	89
IRRIGATED ACRES HARV.	2/	
YIELD - BU./ACRE	2/	
PROD. - BU.	2/	
NON-IRRIGATED ACRES HARV.	6,100	64
YIELD - BU./ACRE	79	14
PROD. - BU.	482,800	62
ACRES HARV. FOR SILAGE	2/	
YIELD - TONS/ACRE	2/	
PROD. - TONS	2/	
FARM VALUE	2/	

SUNFLOWERS 2001

ACRES PLANTED	2/
ACRES HARVESTED	2/
YIELD - LB./ACRE	2/
PROD. - LB.	2/
FARM VALUE	2/

SOYBEANS 2001

ACRES PLANTED	13,200	61
ACRES HARVESTED	12,900	61
YIELD - BU./ACRE	36	29
PROD. - BU.	466,600	61
FARM VALUE	\$1,935,000	60
IRRIGATED ACRES HARV.	900	48
YIELD - BU./ACRE	55	14
PROD. - BU.	49,500	46
NON-IRRIGATED ACRES HARV.	12,000	22
YIELD - BU./ACRE	35	1
PROD. - BU.	417,100	14

ALFALFA HAY 2001

ACRES HARVESTED	5,800	56
YIELD - TONS/ACRE	4.3	38
PROD. - TONS	25,200	50
FARM VALUE	\$2,586,000	47

ALL OTHER HAY 2001

ACRES HARVESTED	11,100	70
YIELD - TONS/ACRE	1.2	85
PROD. - TONS	13,200	82
FARM VALUE	\$965,500	77

ALL HAY 2001

ACRES HARVESTED	16,900	77
YIELD - TONS/ACRE	2.3	53
PROD. - TONS	38,400	87
FARM VALUE	\$3,551,500	75
PASTURE ACREAGE-1997 CENSUS OF AG	91,000	87

LIVESTOCK INVENTORIES 4/

ALL CATTLE, JAN. 1, 2002	19,200	99
COWS THAT HAVE CALVED	9,300	86
BEEF	3/	
MILK	3/	
OTHER CATTLE	9,900	99
CATTLE ON FEED-JAN. 1, 2002	3/	
CALVES BORN - 2001	8,400	87

INVENTORY VALUES 4/

CATTLE AND CALVES-JAN. 1, 2002	\$12,290,000	99
--------------------------------	--------------	----

PRODUCTION 1/

MILK-2001-1,000 LBS.	3/
FARM VALUE	3/

1/ DUE TO THE STATE BUDGET DIFFICULTIES HOGS, SHEEP, AND POULTRY VALUE OF PRODUCTION ARE NOT AVAILABLE AT COUNTY LEVEL.

2/ DATA NOT PUBLISHED FOR ALL PRACTICES BECAUSE OF INSUFFICIENT REPORTS OR RELATIVE UNIMPORTANCE OF SOME PRACTICES.

3/ DATA NOT PUBLISHED TO AVOID DISCLOSURE OF INDIVIDUAL REPORTS.

4/ DUE TO THE STATE BUDGET DIFFICULTIES HOGS, SHEEP, AND POULTRY INVENTORIES AND INVENTORY VALUE ARE NOT AVAILABLE AT COUNTY LEVEL.

		RANK IN STATE
POPULATION-2000-U.S. CENSUS EST.	27,947	21
NO. OF FARMS 2001	240	101
LAND IN FARMS 2001-ACRES	162,000	103
ACRES HARVESTED 2001	58,570	102
VALUE OF CROPS HARV. 2001	\$9,740,000	101
VALUE OF CATTLE & MILK PROD. 2001	\$6,096,300	102
PRECIPITATION JAN.-DEC. 2001-IN.	38.97	16
PRECIPITATION LONGTIME AVERAGE-IN.	31.98	40

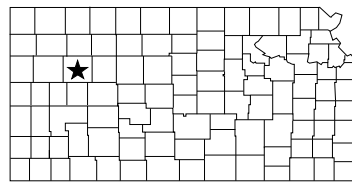
WHEAT 2001

ACRES SEEDED IN 2000	16,000	85
ACRES HARVESTED IN 2001	14,700	85
YIELD-BU./ACRE	50	11
PROD.-BU.	736,000	86
FARM VALUE	\$1,975,000	86
IRRIGATED ACRES HARV.	2/	
YIELD - BU./ACRE	2/	
PROD. - BU.	2/	
CONT. CROP DRYLAND ACRES HARV.	14,700	64
YIELD - BU./ACRE	50	10
PROD. - BU.	736,000	60
SUMMER FALLOW ACRES HARV.	2/	
YIELD - BU./ACRE	2/	
PROD. - BU.	2/	

CORN 2001

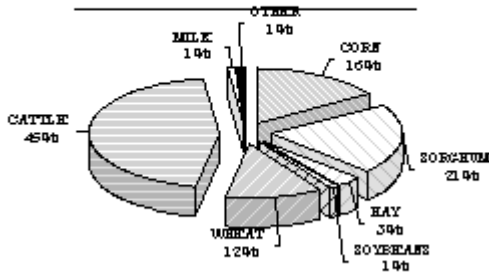
ACRES PLANTED	6,900	91
ACRES HARV. FOR GRAIN	6,200	88
YIELD - BU./ACRE	110	44
PROD. - BU.	680,000	83
FARM VALUE	\$1,226,100	85
IRRIGATED ACRES HARV.	1,700	55
YIELD - BU./ACRE	152	47
PROD. - BU.	258,000	54
NON-IRRIGATED ACRES HARV.	4,500	49
YIELD - BU./ACRE	94	6
PROD. - BU.	422,000	36
ACRES HARV. FOR SILAGE	600	65
YIELD - TONS/ACRE	11.8	37
PROD. - TONS	7,100	64
FARM VALUE	\$105,900	64

FARM FACTS 2001-2002



RANK IN
STATE

VALUE OF PRODUCTION 1/ GOVE COUNTY



		RANK IN STATE
POPULATION-2000-U.S. CENSUS EST.	3,068	91
NO. OF FARMS 2001	450	69
LAND IN FARMS 2001-ACRES	680,000	7
ACRES HARVESTED 2001	237,680	39
VALUE OF CROPS HARV. 2001	\$32,971,300	41
VALUE OF CATTLE & MILK PROD. 2001	\$28,688,200	24
PRECIPITATION JAN.-DEC. 2001-IN.	21.72	78
PRECIPITATION LONGTIME AVERAGE-IN.	23.60	70

WHEAT 2001

ACRES SEEDED IN 2000	118,000	38
ACRES HARVESTED IN 2001	79,900	53
YIELD-BU./ACRE	34	95
PROD.-BU.	2,739,000	60
FARM VALUE	\$7,505,000	60
IRRIGATED ACRES HARV.	2,600	32
YIELD - BU./ACRE	50	26
PROD. - BU.	130,000	31
CONT. CROP DRYLAND ACRES HARV.	17,000	60
YIELD - BU./ACRE	35	70
PROD. - BU.	588,900	64
SUMMER FALLOW ACRES HARV.	60,300	21
YIELD - BU./ACRE	34	51
PROD. - BU.	2,020,100	28

CORN 2001

ACRES PLANTED	48,000	28
ACRES HARV. FOR GRAIN	45,300	25
YIELD - BU./ACRE	97	62
PROD. - BU.	4,397,000	27
FARM VALUE	\$9,389,500	26
IRRIGATED ACRES HARV.	5,500	37
YIELD - BU./ACRE	159	37
PROD. - BU.	876,000	38
NON-IRRIGATED ACRES HARV.	39,800	6
YIELD - BU./ACRE	88	8
PROD. - BU.	3,521,000	3
ACRES HARV. FOR SILAGE	1,400	56
YIELD - TONS/ACRE	12.9	29
PROD. - TONS	18,100	52
FARM VALUE	\$327,300	51

SORGHUM 2001

ACRES PLANTED	89,800	4
ACRES HARV. FOR GRAIN	81,700	6
YIELD - BU./ACRE	75	31
PROD. - BU.	6,101,300	2
FARM VALUE	\$11,283,300	2
IRRIGATED ACRES HARV.	1,500	32
YIELD - BU./ACRE	76	37
PROD. - BU.	114,100	34
NON-IRRIGATED ACRES HARV.	80,200	4
YIELD - BU./ACRE	75	25
PROD. - BU.	5,987,200	3
ACRES HARV. FOR SILAGE	7,600	1
YIELD - TONS/ACRE	11.9	16
PROD. - TONS	90,400	2
FARM VALUE	\$1,448,000	2

SUNFLOWERS 2001

ACRES PLANTED	2/
ACRES HARVESTED	2/
YIELD - LB./ACRE	2/
PROD. - LB.	2/
FARM VALUE	2/

SOYBEANS 2001

ACRES PLANTED	4,700	81
ACRES HARVESTED	4,300	82
YIELD - BU./ACRE	36	29
PROD. - BU.	154,500	78
FARM VALUE	\$622,000	78
IRRIGATED ACRES HARV.	1,800	38
YIELD - BU./ACRE	50	27
PROD. - BU.	89,200	38
NON-IRRIGATED ACRES HARV.	2,500	35
YIELD - BU./ACRE	26	14
PROD. - BU.	65,300	28

ALFALFA HAY 2001

ACRES HARVESTED	1,600	95
YIELD - TONS/ACRE	4.6	31
PROD. - TONS	7,300	90
FARM VALUE	\$642,500	92

ALL OTHER HAY 2001

ACRES HARVESTED	13,300	61
YIELD - TONS/ACRE	2.1	19
PROD. - TONS	27,700	59
FARM VALUE	\$1,469,000	59

ALL HAY 2001

ACRES HARVESTED	14,900	83
YIELD - TONS/ACRE	2.3	53
PROD. - TONS	35,000	90
FARM VALUE	\$2,111,500	95
PASTURE ACREAGE-1997 CENSUS OF AG	272,000	12

LIVESTOCK INVENTORIES 4/

ALL CATTLE, JAN. 1, 2002	3/
COWS THAT HAVE CALVED	3/
BEEF	3/
MILK	3/
OTHER CATTLE	3/
CATTLE ON FEED-JAN. 1, 2002	3/
CALVES BORN - 2001	3/

INVENTORY VALUES 4/

CATTLE AND CALVES-JAN. 1, 2002	3/
--------------------------------	----

PRODUCTION 1/

MILK-2001-1,000 LBS.	3/
FARM VALUE	3/

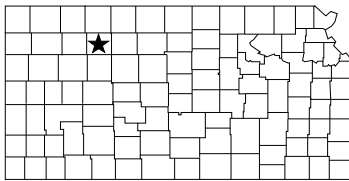
1/ DUE TO THE STATE BUDGET DIFFICULTIES HOGS, SHEEP, AND POULTRY VALUE OF PRODUCTION ARE NOT AVAILABLE AT COUNTY LEVEL.

2/ DATA NOT PUBLISHED FOR ALL PRACTICES BECAUSE OF INSUFFICIENT REPORTS OR RELATIVE UNIMPORTANCE OF SOME PRACTICES.

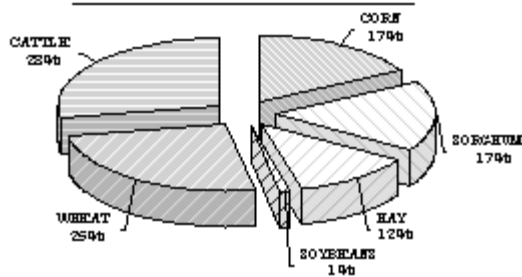
3/ DATA NOT PUBLISHED TO AVOID DISCLOSURE OF INDIVIDUAL REPORTS.

4/ DUE TO THE STATE BUDGET DIFFICULTIES HOGS, SHEEP, AND POULTRY INVENTORIES AND INVENTORY VALUE ARE NOT AVAILABLE AT COUNTY LEVEL.

FARM FACTS 2001-2002



VALUE OF PRODUCTION 1/ GRAHAM COUNTY



SORGHUM 2001

		RANK IN STATE
ACRES PLANTED	47,000	34
ACRES HARV. FOR GRAIN	42,900	38
YIELD - BU./ACRE	72	38
PROD. - BU.	3,102,000	32
FARM VALUE	\$5,550,500	33
IRRIGATED ACRES HARV.	5,700	9
YIELD - BU./ACRE	81	34
PROD. - BU.	461,000	9
NON-IRRIGATED ACRES HARV.	37,200	27
YIELD - BU./ACRE	71	34
PROD. - BU.	2,641,000	21
ACRES HARV. FOR SILAGE	1,700	17
YIELD - TONS/ACRE	7.6	28
PROD. - TONS	12,900	23
FARM VALUE	\$194,700	23

SUNFLOWERS 2001

ACRES PLANTED	2/
ACRES HARVESTED	2/
YIELD - LB./ACRE	2/
PROD. - LB.	2/
FARM VALUE	2/

SOYBEANS 2001

ACRES PLANTED	2/
ACRES HARVESTED	2/
YIELD - BU./ACRE	2/
PROD. - BU.	2/
FARM VALUE	2/
IRRIGATED ACRES HARV.	2/
YIELD - BU./ACRE	2/
PROD. - BU.	2/
NON-IRRIGATED ACRES HARV.	2/
YIELD - BU./ACRE	2/
PROD. - BU.	2/

ALFALFA HAY 2001

ACRES HARVESTED	4,800	64
YIELD - TONS/ACRE	4.9	23
PROD. - TONS	23,700	52
FARM VALUE	\$2,101,500	57

ALL OTHER HAY 2001

ACRES HARVESTED	13,200	62
YIELD - TONS/ACRE	2.4	10
PROD. - TONS	32,000	53
FARM VALUE	\$1,906,500	53

ALL HAY 2001

ACRES HARVESTED	18,000	74
YIELD - TONS/ACRE	3.1	29
PROD. - TONS	55,700	68
FARM VALUE	\$4,008,000	68
PASTURE ACREAGE-1997 CENSUS OF AG	196,000	32

LIVESTOCK INVENTORIES 4/

ALL CATTLE, JAN. 1, 2002	36,700	69
COWS THAT HAVE CALVED	18,650	27
BEEF	3/	
MILK	3/	
OTHER CATTLE	18,050	81
CATTLE ON FEED-JAN. 1, 2002	3/	
CALVES BORN - 2001	16,800	34

INVENTORY VALUES 4/

CATTLE AND CALVES-JAN. 1, 2002	\$23,490,000	69
--------------------------------	--------------	----

PRODUCTION 1/

MILK-2001-1,000 LBS.	3/
FARM VALUE	3/

1/ DUE TO THE STATE BUDGET DIFFICULTIES HOGS, SHEEP, AND POULTRY VALUE OF PRODUCTION ARE NOT AVAILABLE AT COUNTY LEVEL.

2/ DATA NOT PUBLISHED FOR ALL PRACTICES BECAUSE OF INSUFFICIENT REPORTS OR RELATIVE UNIMPORTANCE OF SOME PRACTICES.

3/ DATA NOT PUBLISHED TO AVOID DISCLOSURE OF INDIVIDUAL REPORTS.

4/ DUE TO THE STATE BUDGET DIFFICULTIES HOGS, SHEEP, AND POULTRY INVENTORIES AND INVENTORY VALUE ARE NOT AVAILABLE AT COUNTY LEVEL.

		RANK IN STATE
POPULATION-2000-U.S. CENSUS EST.	2,946	95
NO. OF FARMS 2001	380	80
LAND IN FARMS 2001-ACRES	518,000	36
ACRES HARVESTED 2001	174,890	64
VALUE OF CROPS HARV. 2001	\$24,951,600	60
VALUE OF CATTLE & MILK PROD. 2001	\$9,798,800	91
PRECIPITATION JAN.-DEC. 2001-IN.	22.35	75
PRECIPITATION LONGTIME AVERAGE-IN.	21.05	83

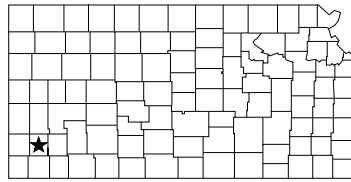
WHEAT 2001

ACRES SEEDED IN 2000	91,000	58
ACRES HARVESTED IN 2001	75,800	58
YIELD-BU./ACRE	43	40
PROD.-BU.	3,245,000	51
FARM VALUE	\$8,825,000	51
IRRIGATED ACRES HARV.	1,400	39
YIELD - BU./ACRE	52	18
PROD. - BU.	72,800	39
CONT. CROP DRYLAND ACRES HARV.	14,400	65
YIELD - BU./ACRE	34	78
PROD. - BU.	489,600	69
SUMMER FALLOW ACRES HARV.	60,000	22
YIELD - BU./ACRE	45	7
PROD. - BU.	2,682,600	13

CORN 2001

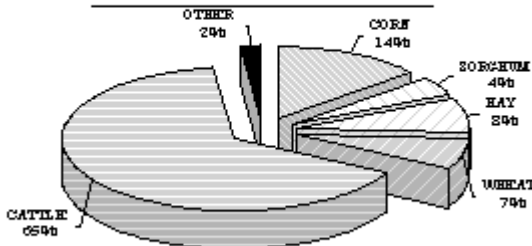
ACRES PLANTED	33,600	36
ACRES HARV. FOR GRAIN	31,100	34
YIELD - BU./ACRE	90	71
PROD. - BU.	2,790,000	40
FARM VALUE	\$5,536,300	40
IRRIGATED ACRES HARV.	5,100	39
YIELD - BU./ACRE	175	10
PROD. - BU.	895,000	37
NON-IRRIGATED ACRES HARV.	26,000	13
YIELD - BU./ACRE	73	17
PROD. - BU.	1,895,000	12
ACRES HARV. FOR SILAGE	1,600	50
YIELD - TONS/ACRE	11.3	44
PROD. - TONS	18,000	53
FARM VALUE	\$307,100	53

FARM FACTS 2001-2002



RANK IN
STATE

VALUE OF PRODUCTION 1/ GRANT COUNTY



RANK IN
STATE

POPULATION-2000-U.S. CENSUS EST.	7,909	52
NO. OF FARMS 2001	260	97
LAND IN FARMS 2001-ACRES	358,000	76
ACRES HARVESTED 2001	203,420	53
VALUE OF CROPS HARV. 2001	\$44,518,300	23
VALUE OF CATTLE & MILK PROD. 2001	\$85,546,200	6
PRECIPITATION JAN.-DEC. 2001-IN.	16.91	97
PRECIPITATION LONGTIME AVERAGE-IN.	16.86	101

WHEAT 2001

ACRES SEEDED IN 2000	91,000	58
ACRES HARVESTED IN 2001	78,700	56
YIELD-BU./ACRE	41	52
PROD.-BU.	3,222,000	53
FARM VALUE	\$8,730,000	54
IRRIGATED ACRES HARV.	40,800	5
YIELD - BU./ACRE	52	18
PROD. - BU.	2,129,900	4
CONT. CROP DRYLAND ACRES HARV.	2,400	104
YIELD - BU./ACRE	27	103
PROD. - BU.	65,000	104
SUMMER FALLOW ACRES HARV.	35,500	35
YIELD - BU./ACRE	29	64
PROD. - BU.	1,027,100	41

CORN 2001

ACRES PLANTED	54,800	19
ACRES HARV. FOR GRAIN	49,700	20
YIELD - BU./ACRE	154	11
PROD. - BU.	7,661,000	17
FARM VALUE	\$17,054,000	16
IRRIGATED ACRES HARV.	38,600	13
YIELD - BU./ACRE	186	4
PROD. - BU.	7,197,000	13
NON-IRRIGATED ACRES HARV.	11,100	27
YIELD - BU./ACRE	42	51
PROD. - BU.	464,000	32
ACRES HARV. FOR SILAGE	2/	
YIELD - TONS/ACRE	2/	
PROD. - TONS	2/	
FARM VALUE	2/	

SORGHUM 2001

ACRES PLANTED	44,700	38
ACRES HARV. FOR GRAIN	42,700	39
YIELD - BU./ACRE	62	57
PROD. - BU.	2,639,900	39
FARM VALUE	\$4,987,600	39
IRRIGATED ACRES HARV.	13,300	1
YIELD - BU./ACRE	86	25
PROD. - BU.	1,147,800	1
NON-IRRIGATED ACRES HARV.	29,400	33
YIELD - BU./ACRE	51	58
PROD. - BU.	1,492,100	36
ACRES HARV. FOR SILAGE	2/	
YIELD - TONS/ACRE	2/	
PROD. - TONS	2/	
FARM VALUE	2/	

SUNFLOWERS 2001

ACRES PLANTED	8,400	13
ACRES HARVESTED	8,200	12
YIELD - LB./ACRE	1,768	7
PROD. - LB.	14,493,700	5
FARM VALUE	\$1,082,400	7

SOYBEANS 2001

ACRES PLANTED	2/	
ACRES HARVESTED	2/	
YIELD - BU./ACRE	2/	
PROD. - BU.	2/	
FARM VALUE	2/	
IRRIGATED ACRES HARV.	2/	
YIELD - BU./ACRE	2/	
PROD. - BU.	2/	
NON-IRRIGATED ACRES HARV.	2/	
YIELD - BU./ACRE	2/	
PROD. - BU.	2/	

ALFALFA HAY 2001

ACRES HARVESTED	13,500	19
YIELD - TONS/ACRE	7.3	3
PROD. - TONS	99,000	7
FARM VALUE	\$10,128,500	7

ALL OTHER HAY 2001

ACRES HARVESTED	4,700	93
YIELD - TONS/ACRE	1.5	63
PROD. - TONS	7,200	95
FARM VALUE	\$451,000	94

ALL HAY 2001

ACRES HARVESTED	18,200	72
YIELD - TONS/ACRE	5.8	5
PROD. - TONS	106,200	18
FARM VALUE	\$10,579,500	13
PASTURE ACREAGE-1997 CENSUS OF AG	56,000	98

LIVESTOCK INVENTORIES 4/

ALL CATTLE, JAN. 1, 2002	3/
COWS THAT HAVE CALVED	3/
BEEF	3/
MILK	3/
OTHER CATTLE	3/
CATTLE ON FEED-JAN. 1, 2002	3/
CALVES BORN - 2001	3/

INVENTORY VALUES 4/

CATTLE AND CALVES-JAN. 1, 2002	3/
--------------------------------	----

PRODUCTION 1/

MILK-2001-1,000 LBS.	3/
FARM VALUE	3/

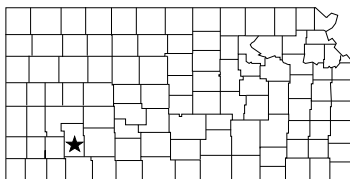
1/ DUE TO THE STATE BUDGET DIFFICULTIES HOGS, SHEEP, AND POULTRY VALUE OF PRODUCTION ARE NOT AVAILABLE AT COUNTY LEVEL.

2/ DATA NOT PUBLISHED FOR ALL PRACTICES BECAUSE OF INSUFFICIENT REPORTS OR RELATIVE UNIMPORTANCE OF SOME PRACTICES.

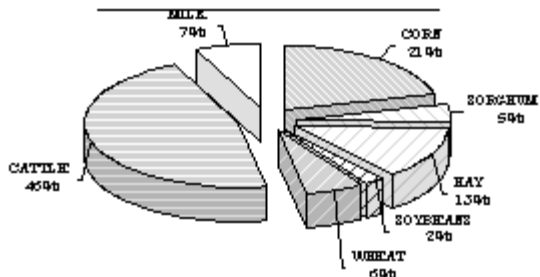
3/ DATA NOT PUBLISHED TO AVOID DISCLOSURE OF INDIVIDUAL REPORTS.

4/ DUE TO THE STATE BUDGET DIFFICULTIES HOGS, SHEEP, AND POULTRY INVENTORIES AND INVENTORY VALUE ARE NOT AVAILABLE AT COUNTY LEVEL.

FARM FACTS 2001-2002



VALUE OF PRODUCTION 1/ GRAY COUNTY



		RANK IN STATE
POPULATION-2000-U.S. CENSUS EST.	5,904	66
NO. OF FARMS 2001	500	56
LAND IN FARMS 2001-ACRES	531,000	31
ACRES HARVESTED 2001	333,050	7
VALUE OF CROPS HARV. 2001	\$81,413,600	2
VALUE OF CATTLE & MILK PROD. 2001	\$96,122,100	4
PRECIPITATION JAN.-DEC. 2001-IN.	17.05	95
PRECIPITATION LONGTIME AVERAGE-IN.	22.88	75

WHEAT 2001

ACRES SEEDED IN 2000	127,000	33
ACRES HARVESTED IN 2001	103,900	33
YIELD-BU./ACRE	36	89
PROD.-BU.	3,689,000	39
FARM VALUE	\$9,995,000	41
IRRIGATED ACRES HARV.	28,700	6
YIELD - BU./ACRE	47	30
PROD. - BU.	1,345,000	6
CONT. CROP DRYLAND ACRES HARV.	2,600	103
YIELD - BU./ACRE	32	85
PROD. - BU.	83,200	103
SUMMER FALLOW ACRES HARV.	72,600	12
YIELD - BU./ACRE	31	59
PROD. - BU.	2,260,800	22

CORN 2001

ACRES PLANTED	96,900	6
ACRES HARV. FOR GRAIN	87,000	6
YIELD - BU./ACRE	179	2
PROD. - BU.	15,556,000	5
FARM VALUE	\$34,629,000	4
IRRIGATED ACRES HARV.	80,300	3
YIELD - BU./ACRE	189	3
PROD. - BU.	15,174,000	3
NON-IRRIGATED ACRES HARV.	6,700	38
YIELD - BU./ACRE	57	27
PROD. - BU.	382,000	38
ACRES HARV. FOR SILAGE	7,700	8
YIELD - TONS/ACRE	17.0	7
PROD. - TONS	130,600	7
FARM VALUE	\$2,441,600	5

SORGHUM 2001

ACRES PLANTED	84,700	8
ACRES HARV. FOR GRAIN	80,700	7
YIELD - BU./ACRE	55	74
PROD. - BU.	4,468,700	13
FARM VALUE	\$8,442,700	13
IRRIGATED ACRES HARV.	6,400	7
YIELD - BU./ACRE	99	13
PROD. - BU.	636,300	7
NON-IRRIGATED ACRES HARV.	74,300	6
YIELD - BU./ACRE	52	55
PROD. - BU.	3,832,400	12
ACRES HARV. FOR SILAGE	2/	
YIELD - TONS/ACRE	2/	
PROD. - TONS	2/	
FARM VALUE	2/	

SUNFLOWERS 2001

ACRES PLANTED	2/
ACRES HARVESTED	2/
YIELD - LB./ACRE	2/
PROD. - LB.	2/
FARM VALUE	2/

SOYBEANS 2001

ACRES PLANTED	14,300	60
ACRES HARVESTED	13,600	59
YIELD - BU./ACRE	58	2
PROD. - BU.	784,500	45
FARM VALUE	\$3,160,000	46
IRRIGATED ACRES HARV.	12,200	10
YIELD - BU./ACRE	63	2
PROD. - BU.	767,400	7
NON-IRRIGATED ACRES HARV.	1,400	40
YIELD - BU./ACRE	12	41
PROD. - BU.	17,100	43

ALFALFA HAY 2001

ACRES HARVESTED	32,600	4
YIELD - TONS/ACRE	6.6	9
PROD. - TONS	216,400	3
FARM VALUE	\$22,138,500	3

ALL OTHER HAY 2001

ACRES HARVESTED	5,600	88
YIELD - TONS/ACRE	1.0	98
PROD. - TONS	5,500	97
FARM VALUE	\$344,500	97

ALL HAY 2001

ACRES HARVESTED	38,200	34
YIELD - TONS/ACRE	5.8	5
PROD. - TONS	221,900	4
FARM VALUE	\$22,483,000	4
PASTURE ACREAGE-1997 CENSUS OF AG	107,000	82

LIVESTOCK INVENTORIES 4/

ALL CATTLE, JAN. 1, 2002	198,500	4
COWS THAT HAVE CALVED	11,300	76
BEEF	3/	
MILK	3/	
OTHER CATTLE	187,200	4
CATTLE ON FEED-JAN. 1, 2002	181,000	4
CALVES BORN - 2001	9,200	85

INVENTORY VALUES 4/

CATTLE AND CALVES-JAN. 1, 2002	\$127,040,000	4
--------------------------------	---------------	---

PRODUCTION 1/

MILK-2001-1,000 LBS.	3/
FARM VALUE	3/

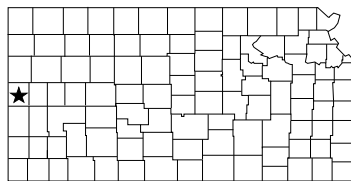
1/ DUE TO THE STATE BUDGET DIFFICULTIES HOGS, SHEEP, AND POULTRY VALUE OF PRODUCTION ARE NOT AVAILABLE AT COUNTY LEVEL.

2/ DATA NOT PUBLISHED FOR ALL PRACTICES BECAUSE OF INSUFFICIENT REPORTS OR RELATIVE UNIMPORTANCE OF SOME PRACTICES.

3/ DATA NOT PUBLISHED TO AVOID DISCLOSURE OF INDIVIDUAL REPORTS.

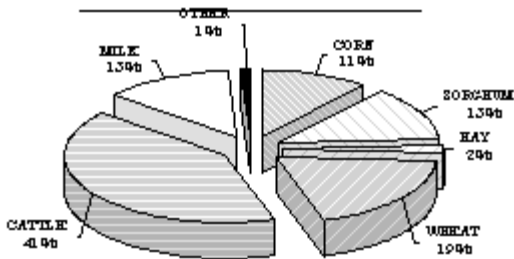
4/ DUE TO THE STATE BUDGET DIFFICULTIES HOGS, SHEEP, AND POULTRY INVENTORIES AND INVENTORY VALUE ARE NOT AVAILABLE AT COUNTY LEVEL.

FARM FACTS 2001-2002



RANK IN
STATE

VALUE OF PRODUCTION 1/ GREELEY COUNTY



RANK IN
STATE

POPULATION-2000-U.S. CENSUS EST.	1,534	105
NO. OF FARMS 2001	240	101
LAND IN FARMS 2001-ACRES	445,000	56
ACRES HARVESTED 2001	208,990	49
VALUE OF CROPS HARV. 2001	\$22,057,700	70
VALUE OF CATTLE & MILK PROD. 2001	\$25,224,200	31
PRECIPITATION JAN.-DEC. 2001-IN.	13.07	104
PRECIPITATION LONGTIME AVERAGE-IN.	15.96	103

WHEAT 2001

ACRES SEEDED IN 2000	182,000	12
ACRES HARVESTED IN 2001	100,100	34
YIELD-BU./ACRE	33	99
PROD-BU.	3,294,000	50
FARM VALUE	\$9,025,000	50
IRRIGATED ACRES HARV.	5,500	24
YIELD - BU./ACRE	53	15
PROD. - BU.	292,800	22
CONT. CROP DRYLAND ACRES HARV.	5,400	91
YIELD - BU./ACRE	30	97
PROD. - BU.	162,000	97
SUMMER FALLOW ACRES HARV.	89,200	8
YIELD - BU./ACRE	32	57
PROD. - BU.	2,839,200	11

CORN 2001

ACRES PLANTED	32,600	38
ACRES HARV. FOR GRAIN	27,900	38
YIELD - BU./ACRE	82	85
PROD. - BU.	2,279,000	50
FARM VALUE	\$4,866,700	46
IRRIGATED ACRES HARV.	10,500	29
YIELD - BU./ACRE	132	58
PROD. - BU.	1,383,000	33
NON-IRRIGATED ACRES HARV.	17,400	17
YIELD - BU./ACRE	51	37
PROD. - BU.	896,000	21
ACRES HARV. FOR SILAGE	2/	
YIELD - TONS/ACRE	2/	
PROD. - TONS	2/	
FARM VALUE	2/	

SORGHUM 2001

ACRES PLANTED	78,400	12
ACRES HARV. FOR GRAIN	63,800	20
YIELD - BU./ACRE	53	78
PROD. - BU.	3,354,900	28
FARM VALUE	\$6,204,200	28
IRRIGATED ACRES HARV.	2/	
YIELD - BU./ACRE	2/	
PROD. - BU.	2/	
NON-IRRIGATED ACRES HARV.	2/	
YIELD - BU./ACRE	2/	
PROD. - BU.	2/	
ACRES HARV. FOR SILAGE	2/	
YIELD - TONS/ACRE	2/	
PROD. - TONS	2/	
FARM VALUE	2/	

SUNFLOWERS 2001

ACRES PLANTED	5,000	22
ACRES HARVESTED	4,600	23
YIELD - LB./ACRE	1,004	34
PROD. - LB.	4,620,000	30
FARM VALUE	\$385,200	30

SOYBEANS 2001

ACRES PLANTED	2/	
ACRES HARVESTED	2/	
YIELD - BU./ACRE	2/	
PROD. - BU.	2/	
FARM VALUE	2/	
IRRIGATED ACRES HARV.	2/	
YIELD - BU./ACRE	2/	
PROD. - BU.	2/	
NON-IRRIGATED ACRES HARV.	2/	
YIELD - BU./ACRE	2/	
PROD. - BU.	2/	

ALFALFA HAY 2001

ACRES HARVESTED	700	102
YIELD - TONS/ACRE	5.0	20
PROD. - TONS	3,500	101
FARM VALUE	\$308,000	101

ALL OTHER HAY 2001

ACRES HARVESTED	9,200	77
YIELD - TONS/ACRE	1.4	72
PROD. - TONS	13,000	84
FARM VALUE	\$689,000	85

ALL HAY 2001

ACRES HARVESTED	9,900	95
YIELD - TONS/ACRE	1.7	80
PROD. - TONS	16,500	102
FARM VALUE	\$997,000	102
PASTURE ACREAGE-1997 CENSUS OF AG	41,000	102

LIVESTOCK INVENTORIES 4/

ALL CATTLE, JAN. 1, 2002	43,700	55
COWS THAT HAVE CALVED	6,650	98
BEEF	3/	
MILK	3/	
OTHER CATTLE	37,050	37
CATTLE ON FEED-JAN. 1, 2002	31,200	10
CALVES BORN - 2001	5,700	97

INVENTORY VALUES 4/

CATTLE AND CALVES-JAN. 1, 2002	\$27,970,000	55
--------------------------------	--------------	----

PRODUCTION 1/

MILK-2001-1,000 LBS.	3/	
FARM VALUE	3/	

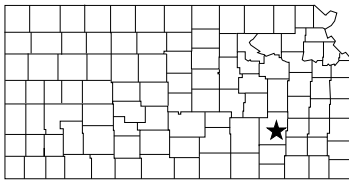
1/ DUE TO THE STATE BUDGET DIFFICULTIES HOGS, SHEEP, AND POULTRY VALUE OF PRODUCTION ARE NOT AVAILABLE AT COUNTY LEVEL.

2/ DATA NOT PUBLISHED FOR ALL PRACTICES BECAUSE OF INSUFFICIENT REPORTS OR RELATIVE UNIMPORTANCE OF SOME PRACTICES.

3/ DATA NOT PUBLISHED TO AVOID DISCLOSURE OF INDIVIDUAL REPORTS.

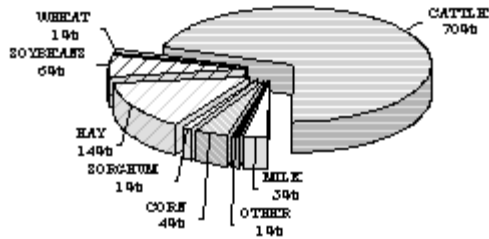
4/ DUE TO THE STATE BUDGET DIFFICULTIES HOGS, SHEEP, AND POULTRY INVENTORIES AND INVENTORY VALUE ARE NOT AVAILABLE AT COUNTY LEVEL.

FARM FACTS 2001-2002



RANK IN
STATE

VALUE OF PRODUCTION 1/ GREENWOOD COUNTY



SORGHUM 2001

ACRES PLANTED	4,900	94
ACRES HARV. FOR GRAIN	4,400	94
YIELD - BU./ACRE	64	52
PROD. - BU.	281,300	94
FARM VALUE	\$511,800	94
IRRIGATED ACRES HARV.	2/	
YIELD - BU./ACRE	2/	
PROD. - BU.	2/	
NON-IRRIGATED ACRES HARV.	4,400	68
YIELD - BU./ACRE	64	39
PROD. - BU.	281,300	69
ACRES HARV. FOR SILAGE	2/	
YIELD - TONS/ACRE	2/	
PROD. - TONS	2/	
FARM VALUE	2/	

SUNFLOWERS 2001

ACRES PLANTED	2/
ACRES HARVESTED	2/
YIELD - LB./ACRE	2/
PROD. - LB.	2/
FARM VALUE	2/

SOYBEANS 2001

ACRES PLANTED	22,400	46
ACRES HARVESTED	21,700	45
YIELD - BU./ACRE	30	58
PROD. - BU.	641,200	50
FARM VALUE	\$2,699,000	50
IRRIGATED ACRES HARV.	2/	
YIELD - BU./ACRE	2/	
PROD. - BU.	2/	
NON-IRRIGATED ACRES HARV.	2/	
YIELD - BU./ACRE	2/	
PROD. - BU.	2/	

ALFALFA HAY 2001

ACRES HARVESTED	7,500	45
YIELD - TONS/ACRE	3.1	81
PROD. - TONS	23,400	53
FARM VALUE	\$2,486,500	50

ALL OTHER HAY 2001

ACRES HARVESTED	47,000	10
YIELD - TONS/ACRE	1.2	85
PROD. - TONS	55,900	26
FARM VALUE	\$4,087,500	23

ALL HAY 2001

ACRES HARVESTED	54,500	14
YIELD - TONS/ACRE	1.5	91
PROD. - TONS	79,300	41
FARM VALUE	\$6,574,000	35
PASTURE ACREAGE-1997 CENSUS OF AG	513,000	1

LIVESTOCK INVENTORIES 4/

ALL CATTLE, JAN. 1, 2002	96,000	10
COWS THAT HAVE CALVED	29,900	1
BEEF	3/	
MILK	3/	
OTHER CATTLE	66,100	13
CATTLE ON FEED-JAN. 1, 2002	1,000	23
CALVES BORN - 2001	27,700	1

INVENTORY VALUES 4/

CATTLE AND CALVES-JAN. 1, 2002	\$61,440,000	10
--------------------------------	--------------	----

PRODUCTION 1/

MILK-2001-1,000 LBS.	3/
FARM VALUE	3/

1/ DUE TO THE STATE BUDGET DIFFICULTIES HOGS, SHEEP, AND POULTRY VALUE OF PRODUCTION ARE NOT AVAILABLE AT COUNTY LEVEL.

2/ DATA NOT PUBLISHED FOR ALL PRACTICES BECAUSE OF INSUFFICIENT REPORTS OR RELATIVE UNIMPORTANCE OF SOME PRACTICES.

3/ DATA NOT PUBLISHED TO AVOID DISCLOSURE OF INDIVIDUAL REPORTS.

4/ DUE TO THE STATE BUDGET DIFFICULTIES HOGS, SHEEP, AND POULTRY INVENTORIES AND INVENTORY VALUE ARE NOT AVAILABLE AT COUNTY LEVEL.

		RANK IN STATE
POPULATION-2000-U.S. CENSUS EST.	7,673	53
NO. OF FARMS 2001	590	43
LAND IN FARMS 2001-ACRES	613,000	14
ACRES HARVESTED 2001	96,750	97
VALUE OF CROPS HARV. 2001	\$12,252,250	98
VALUE OF CATTLE & MILK PROD. 2001	\$33,224,600	19
PRECIPITATION JAN.-DEC. 2001-IN.	37.82	20
PRECIPITATION LONGTIME AVERAGE-IN.	38.16	20

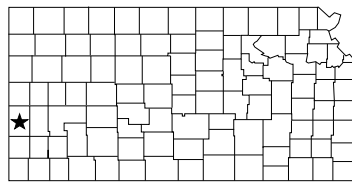
WHEAT 2001

ACRES SEEDED IN 2000	6,100	97
ACRES HARVESTED IN 2001	5,600	97
YIELD-BU./ACRE	43	40
PROD.-BU.	242,000	99
FARM VALUE	\$665,000	99
IRRIGATED ACRES HARV.	2/	
YIELD - BU./ACRE	2/	
PROD. - BU.	2/	
CONT. CROP DRYLAND ACRES HARV.	5,600	90
YIELD - BU./ACRE	43	34
PROD. - BU.	242,000	91
SUMMER FALLOW ACRES HARV.	2/	
YIELD - BU./ACRE	2/	
PROD. - BU.	2/	

CORN 2001

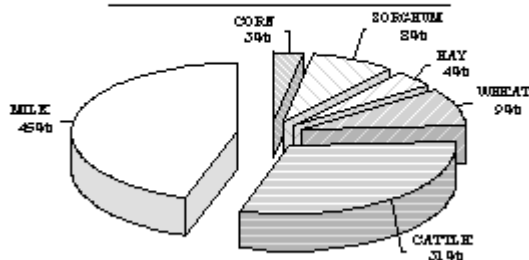
ACRES PLANTED	10,100	82
ACRES HARV. FOR GRAIN	7,200	84
YIELD - BU./ACRE	99	58
PROD. - BU.	712,000	80
FARM VALUE	\$1,384,100	82
IRRIGATED ACRES HARV.	2/	
YIELD - BU./ACRE	2/	
PROD. - BU.	2/	
NON-IRRIGATED ACRES HARV.	2/	
YIELD - BU./ACRE	2/	
PROD. - BU.	2/	
ACRES HARV. FOR SILAGE	2,600	35
YIELD - TONS/ACRE	7.9	65
PROD. - TONS	20,500	51
FARM VALUE	\$332,900	48

FARM FACTS 2001-2002



RANK IN
STATE

VALUE OF PRODUCTION 1/ HAMILTON COUNTY



		RANK IN STATE
POPULATION-2000-U.S. CENSUS EST.	2,670	97
NO. OF FARMS 2001	250	99
LAND IN FARMS 2001-ACRES	545,000	28
ACRES HARVESTED 2001	205,330	51
VALUE OF CROPS HARV. 2001	\$31,054,200	43
VALUE OF CATTLE & MILK PROD. 2001	\$94,607,500	5
PRECIPITATION JAN.-DEC. 2001-IN.	16.80	98
PRECIPITATION LONGTIME AVERAGE-IN.	15.81	104

WHEAT 2001

ACRES SEEDED IN 2000	144,000	22
ACRES HARVESTED IN 2001	93,100	37
YIELD-BU./ACRE	45.0	27
PROD.-BU.	4,235,000	28
FARM VALUE	\$11,475,000	30
IRRIGATED ACRES HARV.	3,100	30
YIELD - BU./ACRE	50.0	26
PROD. - BU.	154,100	30
CONT. CROP DRYLAND ACRES HARV.	12,500	70
YIELD - BU./ACRE	38.0	56
PROD. - BU.	475,000	73
SUMMER FALLOW ACRES HARV.	77,500	10
YIELD - BU./ACRE	47.0	3
PROD. - BU.	3,605,900	6

CORN 2001

ACRES PLANTED	13,200	71
ACRES HARV. FOR GRAIN	11,700	68
YIELD - BU./ACRE	113.0	42
PROD. - BU.	1,322,000	66
FARM VALUE	\$2,942,900	58
IRRIGATED ACRES HARV.	9,000	34
YIELD - BU./ACRE	130.0	60
PROD. - BU.	1,170,000	35
NON-IRRIGATED ACRES HARV.	2,700	58
YIELD - BU./ACRE	56.0	30
PROD. - BU.	152,000	54
ACRES HARV. FOR SILAGE	2/	
YIELD - TONS/ACRE	2/	
PROD. - TONS	2/	
FARM VALUE	2/	

SORGHUM 2001

ACRES PLANTED	85,800	6
ACRES HARV. FOR GRAIN	81,900	5
YIELD - BU./ACRE	64	52
PROD. - BU.	5,211,000	9
FARM VALUE	\$9,845,100	8
IRRIGATED ACRES HARV.	6,200	8
YIELD - BU./ACRE	87	24
PROD. - BU.	540,800	8
NON-IRRIGATED ACRES HARV.	75,700	5
YIELD - BU./ACRE	62	44
PROD. - BU.	4,670,200	7
ACRES HARV. FOR SILAGE	1,200	23
YIELD - TONS/ACRE	13.3	11
PROD. - TONS	16,000	21
FARM VALUE	\$262,900	19

SUNFLOWERS 2001

ACRES PLANTED	2/
ACRES HARVESTED	2/
YIELD - LB./ACRE	2/
PROD. - LB.	2/
FARM VALUE	2/

SOYBEANS 2001

ACRES PLANTED	2/
ACRES HARVESTED	2/
YIELD - BU./ACRE	2/
PROD. - BU.	2/
FARM VALUE	2/
IRRIGATED ACRES HARV.	2/
YIELD - BU./ACRE	2/
PROD. - BU.	2/
NON-IRRIGATED ACRES HARV.	2/
YIELD - BU./ACRE	2/
PROD. - BU.	2/

ALFALFA HAY 2001

ACRES HARVESTED	10,000	31
YIELD - TONS/ACRE	5.3	17
PROD. - TONS	53,400	25
FARM VALUE	\$5,463,000	21

ALL OTHER HAY 2001

ACRES HARVESTED	3,400	100
YIELD - TONS/ACRE	.9	103
PROD. - TONS	3,000	102
FARM VALUE	\$188,000	102

ALL HAY 2001

ACRES HARVESTED	13,400	88
YIELD - TONS/ACRE	4.2	11
PROD. - TONS	56,400	67
FARM VALUE	\$5,651,000	49
PASTURE ACREAGE-1997 CENSUS OF AG	129,000	68

LIVESTOCK INVENTORIES 4/

ALL CATTLE, JAN. 1, 2002	95,500	11
COWS THAT HAVE CALVED	28,700	2
BEEF	6,700	54
MILK	22,000	1
OTHER CATTLE	66,800	12
CATTLE ON FEED-JAN. 1, 2002	3/	
CALVES BORN - 2001	24,400	5

INVENTORY VALUES 4/

CATTLE AND CALVES-JAN. 1, 2002	\$61,120,000	11
--------------------------------	--------------	----

PRODUCTION 1/

MILK-2001-1,000 LBS.	387,800	1
FARM VALUE	\$56,230,000	1

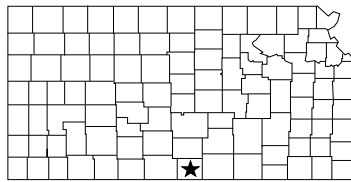
1/ DUE TO THE STATE BUDGET DIFFICULTIES HOGS, SHEEP, AND POULTRY VALUE OF PRODUCTION ARE NOT AVAILABLE AT COUNTY LEVEL.

2/ DATA NOT PUBLISHED FOR ALL PRACTICES BECAUSE OF INSUFFICIENT REPORTS OR RELATIVE UNIMPORTANCE OF SOME PRACTICES.

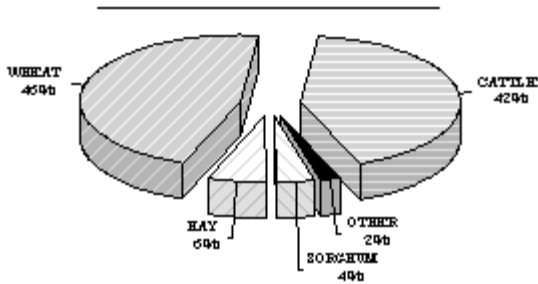
3/ DATA NOT PUBLISHED TO AVOID DISCLOSURE OF INDIVIDUAL REPORTS.

4/ DUE TO THE STATE BUDGET DIFFICULTIES HOGS, SHEEP, AND POULTRY INVENTORIES AND INVENTORY VALUE ARE NOT AVAILABLE AT COUNTY LEVEL.

FARM FACTS 2001-2002



VALUE OF PRODUCTION 1/ HARPER COUNTY



		RANK IN STATE
POPULATION-2000-U.S. CENSUS EST.	6,536	59
NO. OF FARMS 2001	550	48
LAND IN FARMS 2001-ACRES	510,000	38
ACRES HARVESTED 2001	256,820	28
VALUE OF CROPS HARV. 2001	\$26,059,900	53
VALUE OF CATTLE & MILK PROD. 2001	\$18,685,300	44
PRECIPITATION JAN.-DEC. 2001-IN.	28.27	49
PRECIPITATION LONGTIME AVERAGE-IN.	29.00	51

WHEAT 2001

ACRES SEEDED IN 2000	239,000	2
ACRES HARVESTED IN 2001	197,300	3
YIELD-BU./ACRE	38	74
PROD-BU.	7,424,000	4
FARM VALUE	\$20,565,000	4
IRRIGATED ACRES HARV.	2/	
YIELD - BU./ACRE	2/	
PROD. - BU.	2/	
CONT. CROP DRYLAND ACRES HARV.	186,000	4
YIELD - BU./ACRE	37	61
PROD. - BU.	6,971,700	4
SUMMER FALLOW ACRES HARV.	11,300	53
YIELD - BU./ACRE	40	25
PROD. - BU.	452,300	52

CORN 2001

ACRES PLANTED	2/
ACRES HARV. FOR GRAIN	2/
YIELD - BU./ACRE	2/
PROD. - BU.	2/
FARM VALUE	2/
IRRIGATED ACRES HARV.	2/
YIELD - BU./ACRE	2/
PROD. - BU.	2/
NON-IRRIGATED ACRES HARV.	2/
YIELD - BU./ACRE	2/
PROD. - BU.	2/
ACRES HARV. FOR SILAGE	2/
YIELD - TONS/ACRE	2/
PROD. - TONS	2/
FARM VALUE	2/

SORGHUM 2001

		RANK IN STATE
ACRES PLANTED	36,400	48
ACRES HARV. FOR GRAIN	24,500	61
YIELD - BU./ACRE	35.0	99
PROD. - BU.	853,400	77
FARM VALUE	\$1,578,200	76
IRRIGATED ACRES HARV.	2/	
YIELD - BU./ACRE	2/	
PROD. - BU.	2/	
NON-IRRIGATED ACRES HARV.	2/	
YIELD - BU./ACRE	2/	
PROD. - BU.	2/	
ACRES HARV. FOR SILAGE	2,700	9
YIELD - TONS/ACRE	6.2	32
PROD. - TONS	16,800	18
FARM VALUE	\$258,700	20

SUNFLOWERS 2001

ACRES PLANTED	2,300	38
ACRES HARVESTED	2,300	38
YIELD - LB./ACRE	850	45
PROD. - LB.	1,955,000	44
FARM VALUE	\$163,300	44

SOYBEANS 2001

ACRES PLANTED	4,600	83
ACRES HARVESTED	2,500	89
YIELD - BU./ACRE	20	87
PROD. - BU.	51,000	92
FARM VALUE	\$211,000	92
IRRIGATED ACRES HARV.	2/	
YIELD - BU./ACRE	2/	
PROD. - BU.	2/	
NON-IRRIGATED ACRES HARV.	2/	
YIELD - BU./ACRE	2/	
PROD. - BU.	2/	

ALFALFA HAY 2001

ACRES HARVESTED	4,000	73
YIELD - TONS/ACRE	3.1	81
PROD. - TONS	12,200	77
FARM VALUE	\$1,122,500	83

ALL OTHER HAY 2001

ACRES HARVESTED	16,300	54
YIELD - TONS/ACRE	1.6	56
PROD. - TONS	26,300	60
FARM VALUE	\$1,398,500	60

ALL HAY 2001

ACRES HARVESTED	20,300	68
YIELD - TONS/ACRE	1.9	74
PROD. - TONS	38,500	86
FARM VALUE	\$2,521,000	89
PASTURE ACREAGE-1997 CENSUS OF AG	145,000	56

LIVESTOCK INVENTORIES 4/

ALL CATTLE, JAN. 1, 2002	43,100	56
COWS THAT HAVE CALVED	12,200	66
BEEF	12,200	40
OTHER CATTLE	30,900	45
CATTLE ON FEED-JAN. 1, 2002	3/	
CALVES BORN - 2001	11,800	63

INVENTORY VALUES 4/

CATTLE AND CALVES-JAN. 1, 2002	\$27,585,000	56
--------------------------------	--------------	----

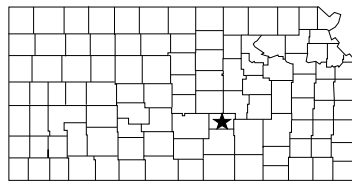
1/ DUE TO THE STATE BUDGET DIFFICULTIES HOGS, SHEEP, AND POULTRY VALUE OF PRODUCTION ARE NOT AVAILABLE AT COUNTY LEVEL.

2/ DATA NOT PUBLISHED FOR ALL PRACTICES BECAUSE OF INSUFFICIENT REPORTS OR RELATIVE UNIMPORTANCE OF SOME PRACTICES.

3/ DATA NOT PUBLISHED TO AVOID DISCLOSURE OF INDIVIDUAL REPORTS.

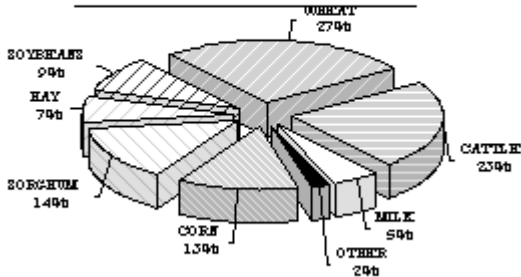
4/ DUE TO THE STATE BUDGET DIFFICULTIES HOGS, SHEEP, AND POULTRY INVENTORIES AND INVENTORY VALUE ARE NOT AVAILABLE AT COUNTY LEVEL.

FARM FACTS 2001-2002



RANK IN
STATE

VALUE OF PRODUCTION 1/ HARVEY COUNTY



SORGHUM 2001

ACRES PLANTED	76,600	13
ACRES HARV. FOR GRAIN	75,300	12
YIELD - BU./ACRE	46	87
PROD. - BU.	3,437,500	26
FARM VALUE	\$6,357,100	25
IRRIGATED ACRES HARV.	2,700	22
YIELD - BU./ACRE	99	13
PROD. - BU.	268,400	22
NON-IRRIGATED ACRES HARV.	72,600	9
YIELD - BU./ACRE	44	64
PROD. - BU.	3,169,100	18
ACRES HARV. FOR SILAGE	1,300	21
YIELD - TONS/ACRE	7.6	28
PROD. - TONS	9,900	29
FARM VALUE	\$152,500	28

SUNFLOWERS 2001

ACRES PLANTED	3,100	33
ACRES HARVESTED	3,000	33
YIELD - LB./ACRE	1,306	18
PROD. - LB.	3,917,000	32
FARM VALUE	\$305,700	32

SOYBEANS 2001

ACRES PLANTED	43,900	23
ACRES HARVESTED	41,300	23
YIELD - BU./ACRE	26	76
PROD. - BU.	1,063,600	31
FARM VALUE	\$4,401,000	31
IRRIGATED ACRES HARV.	13,800	8
YIELD - BU./ACRE	52	19
PROD. - BU.	719,000	9
NON-IRRIGATED ACRES HARV.	27,500	9
YIELD - BU./ACRE	13	38
PROD. - BU.	344,600	17

ALFALFA HAY 2001

ACRES HARVESTED	7,800	42
YIELD - TONS/ACRE	2.8	92
PROD. - TONS	21,900	56
FARM VALUE	\$2,015,500	58

ALL OTHER HAY 2001

ACRES HARVESTED	17,100	51
YIELD - TONS/ACRE	1.2	85
PROD. - TONS	21,200	65
FARM VALUE	\$1,127,500	70

ALL HAY 2001

ACRES HARVESTED	24,900	58
YIELD - TONS/ACRE	1.7	80
PROD. - TONS	43,100	79
FARM VALUE	\$3,143,000	85
PASTURE ACREAGE-1997 CENSUS OF AG	48,000	101

LIVESTOCK INVENTORIES 4/

ALL CATTLE, JAN. 1, 2002	34,400	72
COWS THAT HAVE CALVED	7,650	92
BEEF	6,800	53
MILK	850	14
OTHER CATTLE	26,750	54
CATTLE ON FEED-JAN. 1, 2002	4,100	20
CALVES BORN - 2001	6,800	93

INVENTORY VALUES 4/

CATTLE AND CALVES-JAN. 1, 2002	\$22,015,000	72
--------------------------------	--------------	----

PRODUCTION 1/

MILK-2001-1,000 LBS.	15,700	12
FARM VALUE	\$2,277,000	12

1/ DUE TO THE STATE BUDGET DIFFICULTIES HOGS, SHEEP, AND POULTRY VALUE OF PRODUCTION ARE NOT AVAILABLE AT COUNTY LEVEL.

4/ DUE TO THE STATE BUDGET DIFFICULTIES HOGS, SHEEP, AND POULTRY INVENTORIES AND INVENTORY VALUE ARE NOT AVAILABLE AT COUNTY LEVEL.

RANK IN
STATE

POPULATION-2000-U.S. CENSUS EST.	32,869	16
NO. OF FARMS 2001	770	26
LAND IN FARMS 2001-ACRES	323,000	87
ACRES HARVESTED 2001	274,930	20
VALUE OF CROPS HARV. 2001	\$33,523,900	39
VALUE OF CATTLE & MILK PROD. 2001	\$12,822,700	70
PRECIPITATION JAN.-DEC. 2001-IN.	27.17	58
PRECIPITATION LONGTIME AVERAGE-IN.	31.15	42

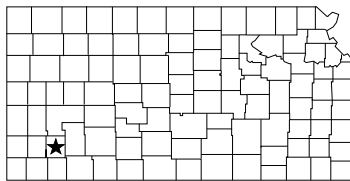
WHEAT 2001

ACRES SEEDED IN 2000	109,000	43
ACRES HARVESTED IN 2001	104,100	32
YIELD-BU./ACRE	44	30
PROD.-BU.	4,598,000	21
FARM VALUE	\$12,735,000	21
IRRIGATED ACRES HARV.	1,700	36
YIELD - BU./ACRE	53	15
PROD. - BU.	90,100	36
CONT. CROP DRYLAND ACRES HARV.	99,900	16
YIELD - BU./ACRE	44	28
PROD. - BU.	4,416,800	13
SUMMER FALLOW ACRES HARV.	2,500	66
YIELD - BU./ACRE	36	41
PROD. - BU.	91,100	65

CORN 2001

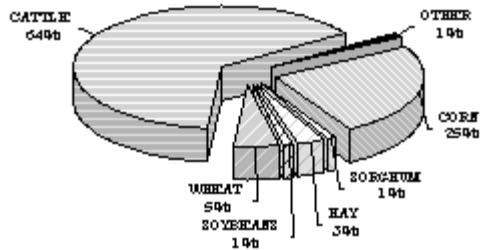
ACRES PLANTED	23,600	49
ACRES HARV. FOR GRAIN	19,700	51
YIELD - BU./ACRE	139	20
PROD. - BU.	2,743,000	42
FARM VALUE	\$5,608,800	39
IRRIGATED ACRES HARV.	15,400	24
YIELD - BU./ACRE	162	32
PROD. - BU.	2,498,000	24
NON-IRRIGATED ACRES HARV.	4,300	50
YIELD - BU./ACRE	57	27
PROD. - BU.	245,000	46
ACRES HARV. FOR SILAGE	3,900	26
YIELD - TONS/ACRE	8.8	56
PROD. - TONS	34,500	34
FARM VALUE	\$599,200	31

FARM FACTS 2001-2002



RANK IN
STATE

VALUE OF PRODUCTION 1/ HASKELL COUNTY



SORGHUM 2001

ACRES PLANTED	30,100	57
ACRES HARV. FOR GRAIN	28,400	56
YIELD - BU./ACRE	48	85
PROD. - BU.	1,351,000	62
FARM VALUE	\$2,552,400	62
IRRIGATED ACRES HARV.	4,500	14
YIELD - BU./ACRE	82	33
PROD. - BU.	366,900	19
NON-IRRIGATED ACRES HARV.	23,900	39
YIELD - BU./ACRE	41	68
PROD. - BU.	984,100	46
ACRES HARV. FOR SILAGE	2/	
YIELD - TONS/ACRE	2/	
PROD. - TONS	2/	
FARM VALUE	2/	

SUNFLOWERS 2001

ACRES PLANTED	4,700	25
ACRES HARVESTED	4,500	24
YIELD - LB./ACRE	1,498	13
PROD. - LB.	6,739,400	22
FARM VALUE	\$657,000	16

SOYBEANS 2001

ACRES PLANTED	13,200	61
ACRES HARVESTED	12,700	62
YIELD - BU./ACRE	38	19
PROD. - BU.	480,200	60
FARM VALUE	\$1,934,000	61
IRRIGATED ACRES HARV.	9,000	15
YIELD - BU./ACRE	48	33
PROD. - BU.	434,700	16
NON-IRRIGATED ACRES HARV.	3,700	27
YIELD - BU./ACRE	12	41
PROD. - BU.	45,500	33

ALFALFA HAY 2001

ACRES HARVESTED	5,800	56
YIELD - TONS/ACRE	7.3	3
PROD. - TONS	42,500	28
FARM VALUE	\$4,349,000	27

ALL OTHER HAY 2001

ACRES HARVESTED	4,400	95
YIELD - TONS/ACRE	2.3	12
PROD. - TONS	10,100	91
FARM VALUE	\$632,500	88

ALL HAY 2001

ACRES HARVESTED	10,200	94
YIELD - TONS/ACRE	5.2	8
PROD. - TONS	52,600	69
FARM VALUE	\$4,981,500	59
PASTURE ACREAGE-1997 CENSUS OF AG	40,000	103

LIVESTOCK INVENTORIES 4/

ALL CATTLE, JAN. 1, 2002	303,000	2
COWS THAT HAVE CALVED	2,000	100
BEEF	2,000	56
OTHER CATTLE	301,000	2
CATTLE ON FEED-JAN. 1, 2002	259,000	1
CALVES BORN - 2001	1,700	100

INVENTORY VALUES 4/

CATTLE AND CALVES-JAN. 1, 2002	\$193,920,000	2
--------------------------------	---------------	---

1/ DUE TO THE STATE BUDGET DIFFICULTIES HOGS, SHEEP, AND POULTRY VALUE OF PRODUCTION ARE NOT AVAILABLE AT COUNTY LEVEL.

2/ DATA NOT PUBLISHED FOR ALL PRACTICES BECAUSE OF INSUFFICIENT REPORTS OR RELATIVE UNIMPORTANCE OF SOME PRACTICES.

4/ DUE TO THE STATE BUDGET DIFFICULTIES HOGS, SHEEP, AND POULTRY INVENTORIES AND INVENTORY VALUE ARE NOT AVAILABLE AT COUNTY LEVEL.

		RANK IN STATE
POPULATION-2000-U.S. CENSUS EST.	4,307	78
NO. OF FARMS 2001	290	89
LAND IN FARMS 2001-ACRES	372,000	74
ACRES HARVESTED 2001	260,800	27
VALUE OF CROPS HARV. 2001	\$68,029,500	3
VALUE OF CATTLE & MILK PROD. 2001	\$122,500,300	2
PRECIPITATION JAN.-DEC. 2001-IN.	12.63	105
PRECIPITATION LONGTIME AVERAGE-IN.	19.27	91

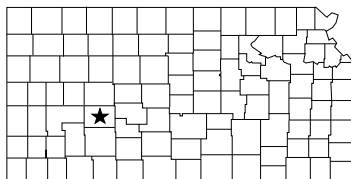
WHEAT 2001

ACRES SEEDED IN 2000	95,000	55
ACRES HARVESTED IN 2001	79,600	54
YIELD-BU./ACRE	43	40
PROD.-BU.	3,438,000	47
FARM VALUE	\$9,315,000	48
IRRIGATED ACRES HARV.	45,100	1
YIELD - BU./ACRE	46	33
PROD. - BU.	2,055,800	5
CONT. CROP DRYLAND ACRES HARV.	7,900	86
YIELD - BU./ACRE	33	81
PROD. - BU.	260,700	88
SUMMER FALLOW ACRES HARV.	26,600	39
YIELD - BU./ACRE	42	16
PROD. - BU.	1,121,500	38

CORN 2001

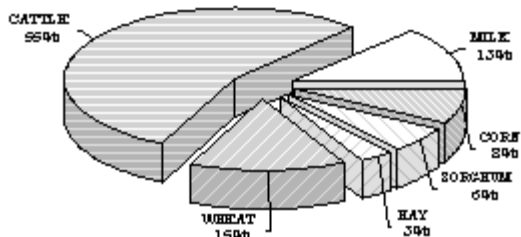
ACRES PLANTED	124,600	2
ACRES HARV. FOR GRAIN	120,000	2
YIELD - BU./ACRE	176	3
PROD. - BU.	21,078,000	1
FARM VALUE	\$46,921,400	1
IRRIGATED ACRES HARV.	114,300	1
YIELD - BU./ACRE	182	6
PROD. - BU.	20,801,000	1
NON-IRRIGATED ACRES HARV.	5,700	44
YIELD - BU./ACRE	49	40
PROD. - BU.	277,000	42
ACRES HARV. FOR SILAGE	4,200	22
YIELD - TONS/ACRE	18.4	6
PROD. - TONS	77,300	14
FARM VALUE	\$1,445,100	11

FARM FACTS 2001-2002



RANK IN
STATE

VALUE OF PRODUCTION 1/ HODGEMAN COUNTY



RANK IN
STATE

POPULATION-2000-U.S. CENSUS EST.	2,085	102
NO. OF FARMS 2001	380	80
LAND IN FARMS 2001-ACRES	495,000	39
ACRES HARVESTED 2001	158,130	77
VALUE OF CROPS HARV. 2001	\$17,144,600	88
VALUE OF CATTLE & MILK PROD. 2001	\$35,734,800	17
PRECIPITATION JAN.-DEC. 2001-IN.	20.84	85
PRECIPITATION LONGTIME AVERAGE-IN.	19.74	88

WHEAT 2001

ACRES SEEDING IN 2000	111,000	42
ACRES HARVESTED IN 2001	91,500	39
YIELD-BU./ACRE	32	101
PROD-BU.	2,899,000	57
FARM VALUE	\$7,855,000	58
IRRIGATED ACRES HARV.	7,000	20
YIELD - BU./ACRE	55	11
PROD. - BU.	384,900	21
CONT. CROP DRYLAND ACRES HARV.	12,500	70
YIELD - BU./ACRE	25	105
PROD. - BU.	318,400	83
SUMMER FALLOW ACRES HARV.	72,000	13
YIELD - BU./ACRE	30	61
PROD. - BU.	2,195,700	24

CORN 2001

ACRES PLANTED	16,500	63
ACRES HARV. FOR GRAIN	8,700	75
YIELD - BU./ACRE	105	52
PROD. - BU.	914,000	73
FARM VALUE	\$2,034,600	72
IRRIGATED ACRES HARV.	5,500	37
YIELD - BU./ACRE	143	53
PROD. - BU.	787,000	40
NON-IRRIGATED ACRES HARV.	3,200	54
YIELD - BU./ACRE	40	52
PROD. - BU.	127,000	59
ACRES HARV. FOR SILAGE	7,000	11
YIELD - TONS/ACRE	15.4	12
PROD. - TONS	107,800	8
FARM VALUE	\$2,015,300	8

SORGHUM 2001

ACRES PLANTED	44,500	39
ACRES HARV. FOR GRAIN	38,500	42
YIELD - BU./ACRE	39	98
PROD. - BU.	1,496,800	60
FARM VALUE	\$2,827,900	59
IRRIGATED ACRES HARV.	4,800	12
YIELD - BU./ACRE	90	22
PROD. - BU.	431,300	11
NON-IRRIGATED ACRES HARV.	33,700	30
YIELD - BU./ACRE	32	76
PROD. - BU.	1,065,500	45
ACRES HARV. FOR SILAGE	1,100	26
YIELD - TONS/ACRE	15.9	8
PROD. - TONS	17,500	17
FARM VALUE	\$287,500	16

SUNFLOWERS 2001

ACRES PLANTED	2/
ACRES HARVESTED	2/
YIELD - LB./ACRE	2/
PROD. - LB.	2/
FARM VALUE	2/

SOYBEANS 2001

ACRES PLANTED	2,200	90
ACRES HARVESTED	2,000	90
YIELD - BU./ACRE	30	58
PROD. - BU.	60,800	91
FARM VALUE	\$245,000	91
IRRIGATED ACRES HARV.	1,600	40
YIELD - BU./ACRE	35	46
PROD. - BU.	55,600	43
NON-IRRIGATED ACRES HARV.	400	47
YIELD - BU./ACRE	13	38
PROD. - BU.	5,200	48

ALFALFA HAY 2001

ACRES HARVESTED	3,300	80
YIELD - TONS/ACRE	3.5	65
PROD. - TONS	11,600	81
FARM VALUE	\$1,187,500	81

ALL OTHER HAY 2001

ACRES HARVESTED	5,700	87
YIELD - TONS/ACRE	1.8	42
PROD. - TONS	10,500	88
FARM VALUE	\$658,000	87

ALL HAY 2001

ACRES HARVESTED	9,000	96
YIELD - TONS/ACRE	2.5	47
PROD. - TONS	22,100	99
FARM VALUE	\$1,845,500	98
PASTURE ACREAGE-1997 CENSUS OF AG	161,000	46

LIVESTOCK INVENTORIES 4/

ALL CATTLE, JAN. 1, 2002	68,500	21
COWS THAT HAVE CALVED	10,650	82
BEEF	3/	
MILK	3/	
OTHER CATTLE	57,850	19
CATTLE ON FEED-JAN. 1, 2002	39,000	9
CALVES BORN - 2001	9,700	80

INVENTORY VALUES 4/

CATTLE AND CALVES-JAN. 1, 2002	\$43,840,000	21
--------------------------------	--------------	----

PRODUCTION 1/

MILK-2001-1,000 LBS.	3/
FARM VALUE	3/

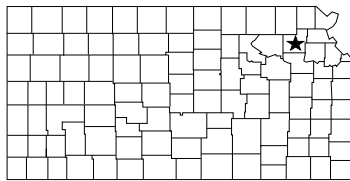
1/ DUE TO THE STATE BUDGET DIFFICULTIES HOGS, SHEEP, AND POULTRY VALUE OF PRODUCTION ARE NOT AVAILABLE AT COUNTY LEVEL.

2/ DATA NOT PUBLISHED FOR ALL PRACTICES BECAUSE OF INSUFFICIENT REPORTS OR RELATIVE UNIMPORTANCE OF SOME PRACTICES.

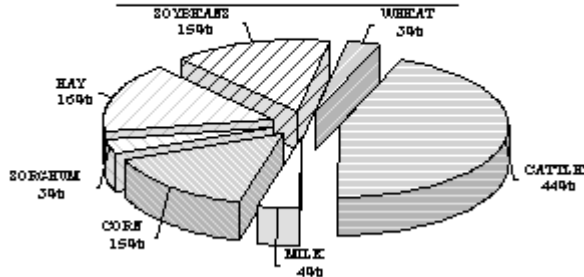
3/ DATA NOT PUBLISHED TO AVOID DISCLOSURE OF INDIVIDUAL REPORTS.

4/ DUE TO THE STATE BUDGET DIFFICULTIES HOGS, SHEEP, AND POULTRY INVENTORIES AND INVENTORY VALUE ARE NOT AVAILABLE AT COUNTY LEVEL.

FARM FACTS 2001-2002



VALUE OF PRODUCTION 1/ JACKSON COUNTY



		RANK IN STATE
POPULATION-2000-U.S. CENSUS EST.	12,657	37
NO. OF FARMS 2001	1,030	9
LAND IN FARMS 2001-ACRES	346,000	79
ACRES HARVESTED 2001	124,130	89
VALUE OF CROPS HARV. 2001	\$19,210,000	83
VALUE OF CATTLE & MILK PROD. 2001	\$17,576,100	47
PRECIPITATION JAN.-DEC. 2001-IN.	42.36	9
PRECIPITATION LONGTIME AVERAGE-IN.	36.84	24

<u>WHEAT 2001</u>		
ACRES SEEDED IN 2000	8,900	94
ACRES HARVESTED IN 2001	8,700	94
YIELD-BU./ACRE	49	13
PROD.-BU.	427,000	92
FARM VALUE	\$1,175,000	92
IRRIGATED ACRES HARV.	2/	
YIELD - BU./ACRE	2/	
PROD. - BU.	2/	
CONT. CROP DRYLAND ACRES HARV.	8,700	85
YIELD - BU./ACRE	49	12
PROD. - BU.	427,000	76
SUMMER FALLOW ACRES HARV.	2/	
YIELD - BU./ACRE	2/	
PROD. - BU.	2/	

<u>CORN 2001</u>		
ACRES PLANTED	26,300	45
ACRES HARV. FOR GRAIN	24,100	44
YIELD - BU./ACRE	114	41
PROD. - BU.	2,750,000	41
FARM VALUE	\$5,152,200	43
IRRIGATED ACRES HARV.	2/	
YIELD - BU./ACRE	2/	
PROD. - BU.	2/	
NON-IRRIGATED ACRES HARV.	2/	
YIELD - BU./ACRE	2/	
PROD. - BU.	2/	
ACRES HARV. FOR SILAGE	1,900	44
YIELD - TONS/ACRE	15.9	10
PROD. - TONS	30,200	37
FARM VALUE	\$468,900	39

<u>SORGHUM 2001</u>		
ACRES PLANTED	7,000	89
ACRES HARV. FOR GRAIN	6,800	88
YIELD - BU./ACRE	77	25
PROD. - BU.	525,900	86
FARM VALUE	\$972,600	86
IRRIGATED ACRES HARV.	2/	
YIELD - BU./ACRE	2/	
PROD. - BU.	2/	
NON-IRRIGATED ACRES HARV.	6,800	62
YIELD - BU./ACRE	77	20
PROD. - BU.	525,900	60
ACRES HARV. FOR SILAGE	2/	
YIELD - TONS/ACRE	2/	
PROD. - TONS	2/	
FARM VALUE	2/	

<u>SUNFLOWERS 2001</u>		
ACRES PLANTED	2/	
ACRES HARVESTED	2/	
YIELD - LB./ACRE	2/	
PROD. - LB.	2/	
FARM VALUE	2/	

<u>SOYBEANS 2001</u>		
ACRES PLANTED	37,900	31
ACRES HARVESTED	37,100	29
YIELD - BU./ACRE	35	35
PROD. - BU.	1,292,400	22
FARM VALUE	\$5,426,000	22
IRRIGATED ACRES HARV.	2/	
YIELD - BU./ACRE	2/	
PROD. - BU.	2/	
NON-IRRIGATED ACRES HARV.	2/	
YIELD - BU./ACRE	2/	
PROD. - BU.	2/	

<u>ALFALFA HAY 2001</u>		
ACRES HARVESTED	4,700	67
YIELD - TONS/ACRE	3.4	69
PROD. - TONS	15,800	68
FARM VALUE	\$1,757,000	63

<u>ALL OTHER HAY 2001</u>		
ACRES HARVESTED	40,200	22
YIELD - TONS/ACRE	1.8	42
PROD. - TONS	70,900	13
FARM VALUE	\$4,186,500	22

<u>ALL HAY 2001</u>		
ACRES HARVESTED	44,900	27
YIELD - TONS/ACRE	1.9	74
PROD. - TONS	86,700	32
FARM VALUE	\$5,943,500	44
PASTURE ACREAGE-1997 CENSUS OF AG	167,000	44

<u>LIVESTOCK INVENTORIES 4/</u>		
ALL CATTLE, JAN. 1, 2002	59,400	35
COWS THAT HAVE CALVED	21,300	18
BEEF	20,700	12
MILK	600	19
OTHER CATTLE	38,100	35
CATTLE ON FEED-JAN. 1, 2002	3/	
CALVES BORN - 2001	20,700	14

<u>INVENTORY VALUES 4/</u>		
CATTLE AND CALVES-JAN. 1, 2002	\$38,015,000	35

<u>PRODUCTION 1/</u>		
MILK-2001-1,000 LBS.	10,300	19
FARM VALUE	\$1,494,000	19

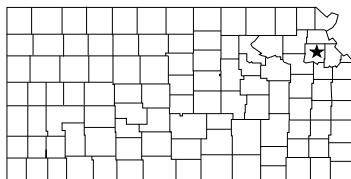
1/ DUE TO THE STATE BUDGET DIFFICULTIES HOGS, SHEEP, AND POULTRY VALUE OF PRODUCTION ARE NOT AVAILABLE AT COUNTY LEVEL.

2/ DATA NOT PUBLISHED FOR ALL PRACTICES BECAUSE OF INSUFFICIENT REPORTS OR RELATIVE UNIMPORTANCE OF SOME PRACTICES.

3/ DATA NOT PUBLISHED TO AVOID DISCLOSURE OF INDIVIDUAL REPORTS.

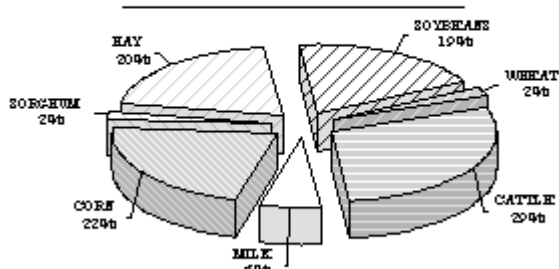
4/ DUE TO THE STATE BUDGET DIFFICULTIES HOGS, SHEEP, AND POULTRY INVENTORIES AND INVENTORY VALUE ARE NOT AVAILABLE AT COUNTY LEVEL.

FARM FACTS 2001-2002



RANK IN
STATE

VALUE OF PRODUCTION 1/ JEFFERSON COUNTY



RANK IN
STATE

POPULATION-2000-U.S. CENSUS EST.	18,426	29
NO. OF FARMS 2001	1,000	10
LAND IN FARMS 2001-ACRES	279,000	93
ACRES HARVESTED 2001	139,210	86
VALUE OF CROPS HARV. 2001	\$22,880,600	65
VALUE OF CATTLE & MILK PROD. 2001	\$12,456,100	74
PRECIPITATION JAN.-DEC. 2001-IN.	42.88	7
PRECIPITATION LONGTIME AVERAGE-IN.	39.03	15

WHEAT 2001

ACRES SEEDED IN 2000	5,000	102
ACRES HARVESTED IN 2001	4,500	102
YIELD-BU./ACRE	56	1
PROD.-BU.	250,000	98
FARM VALUE	\$690,000	98
IRRIGATED ACRES HARV.	2/	
YIELD - BU./ACRE	2/	
PROD. - BU.	2/	
CONT. CROP DRYLAND ACRES HARV.	4,500	98
YIELD - BU./ACRE	56	1
PROD. - BU.	250,000	90
SUMMER FALLOW ACRES HARV.	2/	
YIELD - BU./ACRE	2/	
PROD. - BU.	2/	

CORN 2001

ACRES PLANTED	35,800	35
ACRES HARV. FOR GRAIN	33,000	33
YIELD - BU./ACRE	117	39
PROD. - BU.	3,871,000	31
FARM VALUE	\$7,252,400	33
IRRIGATED ACRES HARV.	700	59
YIELD - BU./ACRE	151	49
PROD. - BU.	106,000	58
NON-IRRIGATED ACRES HARV.	32,300	11
YIELD - BU./ACRE	117	1
PROD. - BU.	3,765,000	2
ACRES HARV. FOR SILAGE	1,900	44
YIELD - TONS/ACRE	13.0	27
PROD. - TONS	24,700	42
FARM VALUE	\$383,500	42

SORGHUM 2001

ACRES PLANTED	5,100	93
ACRES HARV. FOR GRAIN	4,900	93
YIELD - BU./ACRE	86	4
PROD. - BU.	419,100	90
FARM VALUE	\$775,100	90
IRRIGATED ACRES HARV.	2/	
YIELD - BU./ACRE	2/	
PROD. - BU.	2/	
NON-IRRIGATED ACRES HARV.	4,900	67
YIELD - BU./ACRE	86	4
PROD. - BU.	419,100	64
ACRES HARV. FOR SILAGE	2/	
YIELD - TONS/ACRE	2/	
PROD. - TONS	2/	
FARM VALUE	2/	

SUNFLOWERS 2001

ACRES PLANTED	2/
ACRES HARVESTED	2/
YIELD - LB./ACRE	2/
PROD. - LB.	2/
FARM VALUE	2/

SOYBEANS 2001

ACRES PLANTED	45,700	22
ACRES HARVESTED	42,700	22
YIELD - BU./ACRE	37	23
PROD. - BU.	1,566,000	18
FARM VALUE	\$6,575,000	18
IRRIGATED ACRES HARV.	2/	
YIELD - BU./ACRE	2/	
PROD. - BU.	2/	
NON-IRRIGATED ACRES HARV.	2/	
YIELD - BU./ACRE	2/	
PROD. - BU.	2/	

ALFALFA HAY 2001

ACRES HARVESTED	5,100	59
YIELD - TONS/ACRE	3.1	81
PROD. - TONS	16,000	65
FARM VALUE	\$1,779,000	61

ALL OTHER HAY 2001

ACRES HARVESTED	46,500	11
YIELD - TONS/ACRE	1.9	37
PROD. - TONS	88,300	5
FARM VALUE	\$5,214,000	10

ALL HAY 2001

ACRES HARVESTED	51,600	16
YIELD - TONS/ACRE	2.0	72
PROD. - TONS	104,300	19
FARM VALUE	\$6,993,000	28
PASTURE ACREAGE-1997 CENSUS OF AG	107,000	82

LIVESTOCK INVENTORIES 4/

ALL CATTLE, JAN. 1, 2002	39,100	64
COWS THAT HAVE CALVED	18,700	26
BEEF	17,700	19
MILK	1,000	9
OTHER CATTLE	20,400	73
CATTLE ON FEED-JAN. 1, 2002	3/	
CALVES BORN - 2001	17,100	29

INVENTORY VALUES 4/

CATTLE AND CALVES-JAN. 1, 2002	\$25,025,000	64
--------------------------------	--------------	----

PRODUCTION 1/

MILK-2001-1,000 LBS.	14,900	14
FARM VALUE	\$2,161,000	14

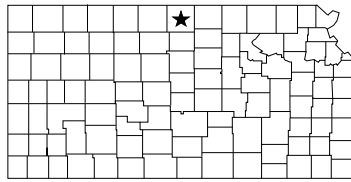
1/ DUE TO THE STATE BUDGET DIFFICULTIES HOGS, SHEEP, AND POULTRY VALUE OF PRODUCTION ARE NOT AVAILABLE AT COUNTY LEVEL.

2/ DATA NOT PUBLISHED FOR ALL PRACTICES BECAUSE OF INSUFFICIENT REPORTS OR RELATIVE UNIMPORTANCE OF SOME PRACTICES.

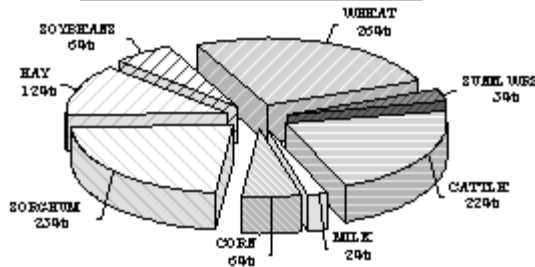
3/ DATA NOT PUBLISHED TO AVOID DISCLOSURE OF INDIVIDUAL REPORTS.

4/ DUE TO THE STATE BUDGET DIFFICULTIES HOGS, SHEEP, AND POULTRY INVENTORIES AND INVENTORY VALUE ARE NOT AVAILABLE AT COUNTY LEVEL.

FARM FACTS 2001-2002



VALUE OF PRODUCTION 1/ JEWELL COUNTY



SORGHUM 2001

		RANK IN STATE
ACRES PLANTED	72,200	18
ACRES HARV. FOR GRAIN	71,200	16
YIELD - BU./ACRE	79	18
PROD. - BU.	5,656,800	5
FARM VALUE	\$10,348,100	5
IRRIGATED ACRES HARV.	2/	
YIELD - BU./ACRE	2/	
PROD. - BU.	2/	
NON-IRRIGATED ACRES HARV.	2/	
YIELD - BU./ACRE	2/	
PROD. - BU.	2/	
ACRES HARV. FOR SILAGE	2/	
YIELD - TONS/ACRE	2/	
PROD. - TONS	2/	
FARM VALUE	2/	

SUNFLOWERS 2001

ACRES PLANTED	10,100	9
ACRES HARVESTED	9,900	8
YIELD - LB./ACRE	1,503	12
PROD. - LB.	14,875,300	4
FARM VALUE	\$1,162,900	6

SOYBEANS 2001

ACRES PLANTED	19,000	51
ACRES HARVESTED	18,600	50
YIELD - BU./ACRE	37	23
PROD. - BU.	682,900	49
FARM VALUE	\$2,771,000	49
IRRIGATED ACRES HARV.	4,500	24
YIELD - BU./ACRE	57	9
PROD. - BU.	255,200	22
NON-IRRIGATED ACRES HARV.	14,100	20
YIELD - BU./ACRE	30	9
PROD. - BU.	427,700	13

ALFALFA HAY 2001

ACRES HARVESTED	16,000	13
YIELD - TONS/ACRE	3.3	73
PROD. - TONS	52,000	26
FARM VALUE	\$3,975,000	29

ALL OTHER HAY 2001

ACRES HARVESTED	14,200	58
YIELD - TONS/ACRE	2.0	25
PROD. - TONS	29,000	58
FARM VALUE	\$1,606,000	58

ALL HAY 2001

ACRES HARVESTED	30,200	47
YIELD - TONS/ACRE	2.7	44
PROD. - TONS	81,000	36
FARM VALUE	\$5,581,000	50
PASTURE ACREAGE-1997 CENSUS OF AG	156,000	49

LIVESTOCK INVENTORIES 4/

ALL CATTLE, JAN. 1, 2002	36,800	68
COWS THAT HAVE CALVED	14,600	54
BEEF	14,200	31
MILK	400	27
OTHER CATTLE	22,200	66
CATTLE ON FEED-JAN. 1, 2002	3/	
CALVES BORN - 2001	14,000	53

INVENTORY VALUES 4/

CATTLE AND CALVES-JAN. 1, 2002	\$23,550,000	68
--------------------------------	--------------	----

PRODUCTION 1/

MILK-2001-1,000 LBS.	6,500	32
FARM VALUE	\$943,000	32

1/ DUE TO THE STATE BUDGET DIFFICULTIES HOGS, SHEEP, AND POULTRY VALUE OF PRODUCTION ARE NOT AVAILABLE AT COUNTY LEVEL.

2/ DATA NOT PUBLISHED FOR ALL PRACTICES BECAUSE OF INSUFFICIENT REPORTS OR RELATIVE UNIMPORTANCE OF SOME PRACTICES.

3/ DATA NOT PUBLISHED TO AVOID DISCLOSURE OF INDIVIDUAL REPORTS.

4/ DUE TO THE STATE BUDGET DIFFICULTIES HOGS, SHEEP, AND POULTRY INVENTORIES AND INVENTORY VALUE ARE NOT AVAILABLE AT COUNTY LEVEL.

		RANK IN STATE
POPULATION-2000-U.S. CENSUS EST.	3,791	79
NO. OF FARMS 2001	620	41
LAND IN FARMS 2001-ACRES	485,000	43
ACRES HARVESTED 2001	263,040	25
VALUE OF CROPS HARV. 2001	\$35,039,000	34
VALUE OF CATTLE & MILK PROD. 2001	\$11,219,200	78
PRECIPITATION JAN.-DEC. 2001-IN.	26.75	59
PRECIPITATION LONGTIME AVERAGE-IN.	28.68	53

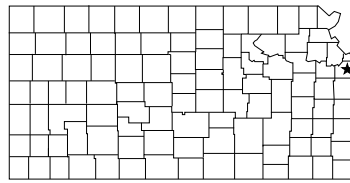
WHEAT 2001

ACRES SEEDED IN 2000	138,000	27
ACRES HARVESTED IN 2001	119,300	22
YIELD-BU./ACRE	37	81
PROD-BU.	4,457,000	25
FARM VALUE	\$12,300,000	23
IRRIGATED ACRES HARV.	2/	
YIELD - BU./ACRE	2/	
PROD. - BU.	2/	
CONT. CROP DRYLAND ACRES HARV.	97,000	19
YIELD - BU./ACRE	36	68
PROD. - BU.	3,509,200	22
SUMMER FALLOW ACRES HARV.	22,300	45
YIELD - BU./ACRE	43	14
PROD. - BU.	947,800	43

CORN 2001

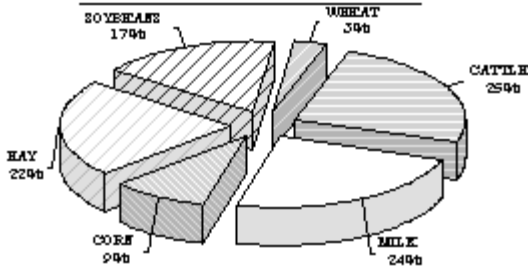
ACRES PLANTED	12,500	74
ACRES HARV. FOR GRAIN	10,400	72
YIELD - BU./ACRE	120	33
PROD. - BU.	1,248,000	67
FARM VALUE	\$2,350,700	68
IRRIGATED ACRES HARV.	3,900	42
YIELD - BU./ACRE	172	13
PROD. - BU.	669,000	42
NON-IRRIGATED ACRES HARV.	6,500	41
YIELD - BU./ACRE	89	7
PROD. - BU.	579,000	27
ACRES HARV. FOR SILAGE	1,800	47
YIELD - TONS/ACRE	11.7	38
PROD. - TONS	21,000	48
FARM VALUE	\$332,500	49

FARM FACTS 2001-2002



RANK IN
STATE

VALUE OF PRODUCTION 1/ JOHNSON COUNTY



RANK IN
STATE

POPULATION-2000-U.S. CENSUS EST.	451,086	2
NO. OF FARMS 2001	650	39
LAND IN FARMS 2001-ACRES	141,000	104
ACRES HARVESTED 2001	82,840	100
VALUE OF CROPS HARV. 2001	\$13,439,050	96
VALUE OF CATTLE & MILK PROD. 2001	\$12,793,400	71
PRECIPITATION JAN.-DEC. 2001-IN.	40.22	14
PRECIPITATION LONGTIME AVERAGE-IN.	39.56	13

WHEAT 2001

ACRES SEEDED IN 2000	5,500	99
ACRES HARVESTED IN 2001	5,000	100
YIELD-BU./ACRE	52	6
PROD-BU.	261,000	97
FARM VALUE	\$700,000	97
IRRIGATED ACRES HARV.	2/	
YIELD - BU./ACRE	2/	
PROD. - BU.	2/	
CONT. CROP DRYLAND ACRES HARV.	5,000	94
YIELD - BU./ACRE	52	6
PROD. - BU.	261,000	87
SUMMER FALLOW ACRES HARV.	2/	
YIELD - BU./ACRE	2/	
PROD. - BU.	2/	

CORN 2001

ACRES PLANTED	12,700	73
ACRES HARV. FOR GRAIN	8,400	77
YIELD - BU./ACRE	100	57
PROD. - BU.	838,000	74
FARM VALUE	\$1,510,900	76
IRRIGATED ACRES HARV.	2/	
YIELD - BU./ACRE	2/	
PROD. - BU.	2/	
NON-IRRIGATED ACRES HARV.	2/	
YIELD - BU./ACRE	2/	
PROD. - BU.	2/	
ACRES HARV. FOR SILAGE	3,600	29
YIELD - TONS/ACRE	14.7	18
PROD. - TONS	52,900	20
FARM VALUE	\$789,000	25

SORGHUM 2001

ACRES PLANTED	1,800	103
ACRES HARV. FOR GRAIN	1,700	103
YIELD - BU./ACRE	63	56
PROD. - BU.	106,800	102
FARM VALUE	\$185,800	102
IRRIGATED ACRES HARV.	2/	
YIELD - BU./ACRE	2/	
PROD. - BU.	2/	
NON-IRRIGATED ACRES HARV.	1,700	76
YIELD - BU./ACRE	63	42
PROD. - BU.	106,800	75
ACRES HARV. FOR SILAGE	2/	
YIELD - TONS/ACRE	2/	
PROD. - TONS	2/	
FARM VALUE	2/	

SUNFLOWERS 2001

ACRES PLANTED	2/
ACRES HARVESTED	2/
YIELD - LB./ACRE	2/
PROD. - LB.	2/
FARM VALUE	2/

SOYBEANS 2001

ACRES PLANTED	30,300	40
ACRES HARVESTED	29,600	38
YIELD - BU./ACRE	36	29
PROD. - BU.	1,052,500	32
FARM VALUE	\$4,367,000	32
IRRIGATED ACRES HARV.	2/	
YIELD - BU./ACRE	2/	
PROD. - BU.	2/	
NON-IRRIGATED ACRES HARV.	2/	
YIELD - BU./ACRE	2/	
PROD. - BU.	2/	

ALFALFA HAY 2001

ACRES HARVESTED	2,800	86
YIELD - TONS/ACRE	3.4	69
PROD. - TONS	9,500	88
FARM VALUE	\$975,000	88

ALL OTHER HAY 2001

ACRES HARVESTED	31,300	30
YIELD - TONS/ACRE	2.1	19
PROD. - TONS	66,500	15
FARM VALUE	\$4,864,000	12

ALL HAY 2001

ACRES HARVESTED	34,100	42
YIELD - TONS/ACRE	2.2	60
PROD. - TONS	76,000	49
FARM VALUE	\$5,839,000	47
PASTURE ACREAGE-1997 CENSUS OF AG	53,000	100

LIVESTOCK INVENTORIES 4/

ALL CATTLE, JAN. 1, 2002	22,000	96
COWS THAT HAVE CALVED	9,600	85
BEEF	3/	
MILK	3/	
OTHER CATTLE	12,400	93
CATTLE ON FEED-JAN. 1, 2002	3/	
CALVES BORN - 2001	9,400	83

INVENTORY VALUES 4/

CATTLE AND CALVES-JAN. 1, 2002	\$14,080,000	96
--------------------------------	--------------	----

PRODUCTION 1/

MILK-2001-1,000 LBS.	3/
FARM VALUE	3/

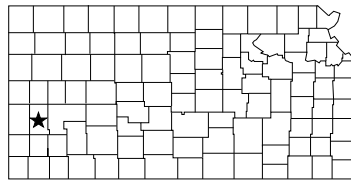
1/ DUE TO THE STATE BUDGET DIFFICULTIES HOGS, SHEEP, AND POULTRY VALUE OF PRODUCTION ARE NOT AVAILABLE AT COUNTY LEVEL.

2/ DATA NOT PUBLISHED FOR ALL PRACTICES BECAUSE OF INSUFFICIENT REPORTS OR RELATIVE UNIMPORTANCE OF SOME PRACTICES.

3/ DATA NOT PUBLISHED TO AVOID DISCLOSURE OF INDIVIDUAL REPORTS.

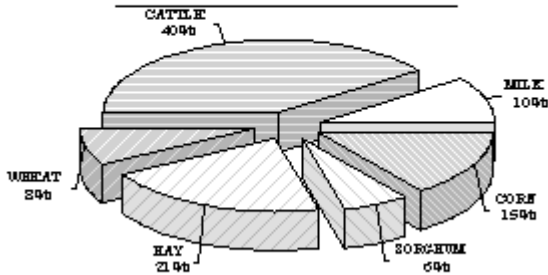
4/ DUE TO THE STATE BUDGET DIFFICULTIES HOGS, SHEEP, AND POULTRY INVENTORIES AND INVENTORY VALUE ARE NOT AVAILABLE AT COUNTY LEVEL.

FARM FACTS 2001-2002



RANK IN
STATE

VALUE OF PRODUCTION 1/ KEARNY COUNTY



SORGHUM 2001

ACRES PLANTED	52,800	30
ACRES HARV. FOR GRAIN	51,700	30
YIELD - BU./ACRE	67	46
PROD. - BU.	3,456,900	25
FARM VALUE	\$6,531,100	21
IRRIGATED ACRES HARV.	2/	
YIELD - BU./ACRE	2/	
PROD. - BU.	2/	
NON-IRRIGATED ACRES HARV.	2/	
YIELD - BU./ACRE	2/	
PROD. - BU.	2/	
ACRES HARV. FOR SILAGE	2/	
YIELD - TONS/ACRE	2/	
PROD. - TONS	2/	
FARM VALUE	2/	

SUNFLOWERS 2001

ACRES PLANTED	1,800	44
ACRES HARVESTED	1,700	44
YIELD - LB./ACRE	1,819	3
PROD. - LB.	3,092,000	36
FARM VALUE	\$256,600	35

SOYBEANS 2001

ACRES PLANTED	3,800	86
ACRES HARVESTED	3,600	84
YIELD - BU./ACRE	27	72
PROD. - BU.	96,400	84
FARM VALUE	\$388,000	84
IRRIGATED ACRES HARV.	2,000	36
YIELD - BU./ACRE	38	43
PROD. - BU.	76,600	39
NON-IRRIGATED ACRES HARV.	1,600	39
YIELD - BU./ACRE	12	41
PROD. - BU.	19,800	40

ALFALFA HAY 2001

ACRES HARVESTED	33,000	3
YIELD - TONS/ACRE	7.1	5
PROD. - TONS	235,600	2
FARM VALUE	\$24,103,000	2

ALL OTHER HAY 2001

ACRES HARVESTED	2,700	102
YIELD - TONS/ACRE	1.5	63
PROD. - TONS	4,000	100
FARM VALUE	\$250,500	100

ALL HAY 2001

ACRES HARVESTED	35,700	40
YIELD - TONS/ACRE	6.7	2
PROD. - TONS	239,600	2
FARM VALUE	\$24,353,500	2
PASTURE ACREAGE-1997 CENSUS OF AG	149,000	51

LIVESTOCK INVENTORIES 4/

ALL CATTLE, JAN. 1, 2002	111,300	8
COWS THAT HAVE CALVED	11,500	74
BEEF	3/	
MILK	3/	
OTHER CATTLE	99,800	8
CATTLE ON FEED-JAN. 1, 2002	3/	
CALVES BORN - 2001	10,900	73

INVENTORY VALUES 4/

CATTLE AND CALVES-JAN. 1, 2002	\$71,230,000	8
--------------------------------	--------------	---

PRODUCTION 1/

MILK-2001-1,000 LBS.	3/	
FARM VALUE	3/	

1/ DUE TO THE STATE BUDGET DIFFICULTIES HOGS, SHEEP, AND POULTRY VALUE OF PRODUCTION ARE NOT AVAILABLE AT COUNTY LEVEL.

2/ DATA NOT PUBLISHED FOR ALL PRACTICES BECAUSE OF INSUFFICIENT REPORTS OR RELATIVE UNIMPORTANCE OF SOME PRACTICES.

3/ DATA NOT PUBLISHED TO AVOID DISCLOSURE OF INDIVIDUAL REPORTS.

4/ DUE TO THE STATE BUDGET DIFFICULTIES HOGS, SHEEP, AND POULTRY INVENTORIES AND INVENTORY VALUE ARE NOT AVAILABLE AT COUNTY LEVEL.

RANK IN
STATE

POPULATION-2000-U.S. CENSUS EST.	4,531	75
NO. OF FARMS 2001	280	92
LAND IN FARMS 2001-ACRES	530,000	32
ACRES HARVESTED 2001	216,100	45
VALUE OF CROPS HARV. 2001	\$58,016,800	7
VALUE OF CATTLE & MILK PROD. 2001	\$57,740,000	10
PRECIPITATION JAN.-DEC. 2001-IN.	18.86	90
PRECIPITATION LONGTIME AVERAGE-IN.	17.10	100

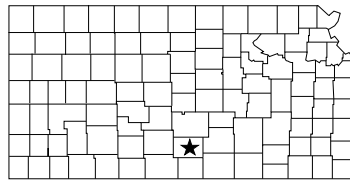
WHEAT 2001

ACRES SEEDED IN 2000	113,000	40
ACRES HARVESTED IN 2001	73,800	59
YIELD-BU./ACRE	45	27
PROD-BU.	3,350,000	49
FARM VALUE	\$9,080,000	49
IRRIGATED ACRES HARV.	10,700	16
YIELD - BU./ACRE	58	7
PROD. - BU.	620,000	13
CONT. CROP DRYLAND ACRES HARV.	4,900	95
YIELD - BU./ACRE	33	81
PROD. - BU.	161,700	98
SUMMER FALLOW ACRES HARV.	58,200	24
YIELD - BU./ACRE	44	8
PROD. - BU.	2,568,300	16

CORN 2001

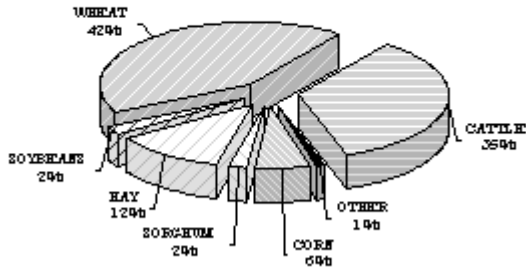
ACRES PLANTED	49,900	25
ACRES HARV. FOR GRAIN	45,700	23
YIELD - BU./ACRE	156	10
PROD. - BU.	7,140,000	18
FARM VALUE	\$15,894,300	18
IRRIGATED ACRES HARV.	35,200	14
YIELD - BU./ACRE	183	5
PROD. - BU.	6,430,000	14
NON-IRRIGATED ACRES HARV.	10,500	29
YIELD - BU./ACRE	68	22
PROD. - BU.	710,000	23
ACRES HARV. FOR SILAGE	3,000	34
YIELD - TONS/ACRE	22.4	2
PROD. - TONS	67,300	18
FARM VALUE	\$1,258,200	14

FARM FACTS 2001-2002



RANK IN
STATE

VALUE OF PRODUCTION 1/ KINGMAN COUNTY



		RANK IN STATE
POPULATION-2000-U.S. CENSUS EST.	8,673	48
NO. OF FARMS 2001	770	26
LAND IN FARMS 2001-ACRES	552,000	24
ACRES HARVESTED 2001	252,780	31
VALUE OF CROPS HARV. 2001	\$28,209,050	49
VALUE OF CATTLE & MILK PROD. 2001	\$15,962,600	53
PRECIPITATION JAN.-DEC. 2001-IN.	20.39	86
PRECIPITATION LONGTIME AVERAGE-IN.	28.84	52

WHEAT 2001

ACRES SEEDED IN 2000	201,000	5
ACRES HARVESTED IN 2001	178,400	5
YIELD-BU./ACRE	37	81
PROD.-BU.	6,619,000	8
FARM VALUE	\$18,335,000	8
IRRIGATED ACRES HARV.	6,200	22
YIELD - BU./ACRE	42	40
PROD. - BU.	257,500	23
CONT. CROP DRYLAND ACRES HARV.	159,400	6
YIELD - BU./ACRE	37	61
PROD. - BU.	5,937,600	7
SUMMER FALLOW ACRES HARV.	12,800	51
YIELD - BU./ACRE	33	55
PROD. - BU.	423,900	53

CORN 2001

ACRES PLANTED	10,200	79
ACRES HARV. FOR GRAIN	7,300	83
YIELD - BU./ACRE	158	8
PROD. - BU.	1,150,000	70
FARM VALUE	\$2,351,500	67
IRRIGATED ACRES HARV.	6,500	36
YIELD - BU./ACRE	171	15
PROD. - BU.	1,113,000	36
NON-IRRIGATED ACRES HARV.	800	62
YIELD - BU./ACRE	46	44
PROD. - BU.	37,000	62
ACRES HARV. FOR SILAGE	2,200	40
YIELD - TONS/ACRE	9.7	52
PROD. - TONS	21,300	47
FARM VALUE	\$369,900	44

SORGHUM 2001

ACRES PLANTED	21,700	65
ACRES HARV. FOR GRAIN	17,600	70
YIELD - BU./ACRE	30	101
PROD. - BU.	528,000	85
FARM VALUE	\$976,400	85
IRRIGATED ACRES HARV.	2/	
YIELD - BU./ACRE	2/	
PROD. - BU.	2/	
NON-IRRIGATED ACRES HARV.	2/	
YIELD - BU./ACRE	2/	
PROD. - BU.	2/	
ACRES HARV. FOR SILAGE	900	31
YIELD - TONS/ACRE	6.4	30
PROD. - TONS	5,800	34
FARM VALUE	\$89,300	34

SUNFLOWERS 2001

ACRES PLANTED	2,800	34
ACRES HARVESTED	2,600	36
YIELD - LB./ACRE	807	48
PROD. - LB.	2,098,000	43
FARM VALUE	\$163,700	43

SOYBEANS 2001

ACRES PLANTED	7,000	75
ACRES HARVESTED	5,300	76
YIELD - BU./ACRE	32	49
PROD. - BU.	167,000	77
FARM VALUE	\$691,000	76
IRRIGATED ACRES HARV.	2,000	36
YIELD - BU./ACRE	52	19
PROD. - BU.	104,400	35
NON-IRRIGATED ACRES HARV.	3,300	29
YIELD - BU./ACRE	19	25
PROD. - BU.	62,600	29

ALFALFA HAY 2001

ACRES HARVESTED	8,300	37
YIELD - TONS/ACRE	3.2	78
PROD. - TONS	26,500	48
FARM VALUE	\$2,439,000	51

ALL OTHER HAY 2001

ACRES HARVESTED	29,000	33
YIELD - TONS/ACRE	1.7	47
PROD. - TONS	50,400	29
FARM VALUE	\$2,680,000	38

ALL HAY 2001

ACRES HARVESTED	37,300	36
YIELD - TONS/ACRE	2.1	65
PROD. - TONS	76,900	48
FARM VALUE	\$5,119,000	55
PASTURE ACREAGE-1997 CENSUS OF AG	206,000	26

LIVESTOCK INVENTORIES 4/

ALL CATTLE, JAN. 1, 2002	56,300	38
COWS THAT HAVE CALVED	20,450	21
BEEF	3/	
MILK	3/	
OTHER CATTLE	35,850	40
CATTLE ON FEED-JAN. 1, 2002	3/	
CALVES BORN - 2001	19,400	21

INVENTORY VALUES 4/

CATTLE AND CALVES-JAN. 1, 2002	\$36,030,000	38
--------------------------------	--------------	----

PRODUCTION 1/

MILK-2001-1,000 LBS.	3/
FARM VALUE	3/

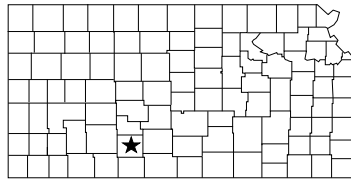
1/ DUE TO THE STATE BUDGET DIFFICULTIES HOGS, SHEEP, AND POULTRY VALUE OF PRODUCTION ARE NOT AVAILABLE AT COUNTY LEVEL.

2/ DATA NOT PUBLISHED FOR ALL PRACTICES BECAUSE OF INSUFFICIENT REPORTS OR RELATIVE UNIMPORTANCE OF SOME PRACTICES.

3/ DATA NOT PUBLISHED TO AVOID DISCLOSURE OF INDIVIDUAL REPORTS.

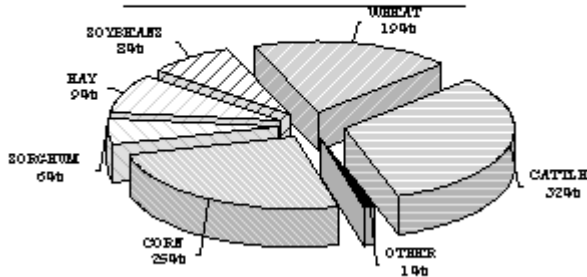
4/ DUE TO THE STATE BUDGET DIFFICULTIES HOGS, SHEEP, AND POULTRY INVENTORIES AND INVENTORY VALUE ARE NOT AVAILABLE AT COUNTY LEVEL.

FARM FACTS 2001-2002



RANK IN
STATE

VALUE OF PRODUCTION 1/ KIOWA COUNTY



SORGHUM 2001

ACRES PLANTED	23,300	63
ACRES HARV. FOR GRAIN	22,400	62
YIELD - BU./ACRE	45	89
PROD. - BU.	1,017,000	71
FARM VALUE	\$1,880,800	71
IRRIGATED ACRES HARV.	2,500	24
YIELD - BU./ACRE	99	13
PROD. - BU.	247,900	23
NON-IRRIGATED ACRES HARV.	19,900	43
YIELD - BU./ACRE	39	72
PROD. - BU.	769,100	54
ACRES HARV. FOR SILAGE	2/	
YIELD - TONS/ACRE	2/	
PROD. - TONS	2/	
FARM VALUE	2/	

SUNFLOWERS 2001

ACRES PLANTED	2/
ACRES HARVESTED	2/
YIELD - LB./ACRE	2/
PROD. - LB.	2/
FARM VALUE	2/

SOYBEANS 2001

ACRES PLANTED	14,900	58
ACRES HARVESTED	13,300	60
YIELD - BU./ACRE	45	9
PROD. - BU.	596,000	54
FARM VALUE	\$2,466,000	54
IRRIGATED ACRES HARV.	10,000	14
YIELD - BU./ACRE	55	14
PROD. - BU.	549,000	15
NON-IRRIGATED ACRES HARV.	3,300	29
YIELD - BU./ACRE	14	35
PROD. - BU.	47,000	32

ALFALFA HAY 2001

ACRES HARVESTED	3,600	75
YIELD - TONS/ACRE	4.4	36
PROD. - TONS	16,000	65
FARM VALUE	\$1,472,500	71

ALL OTHER HAY 2001

ACRES HARVESTED	11,100	70
YIELD - TONS/ACRE	2.3	12
PROD. - TONS	25,800	61
FARM VALUE	\$1,372,000	62

ALL HAY 2001

ACRES HARVESTED	14,700	85
YIELD - TONS/ACRE	2.8	38
PROD. - TONS	41,800	82
FARM VALUE	\$2,844,500	87
PASTURE ACREAGE-1997 CENSUS OF AG	188,000	35

LIVESTOCK INVENTORIES 4/

ALL CATTLE, JAN. 1, 2002	31,500	80
COWS THAT HAVE CALVED	10,900	81
BEEF	10,900	45
OTHER CATTLE	20,600	72
CATTLE ON FEED-JAN. 1, 2002	3/	
CALVES BORN - 2001	10,300	78

INVENTORY VALUES 4/

CATTLE AND CALVES-JAN. 1, 2002	\$20,160,000	80
--------------------------------	--------------	----

1/ DUE TO THE STATE BUDGET DIFFICULTIES HOGS, SHEEP, AND POULTRY VALUE OF PRODUCTION ARE NOT AVAILABLE AT COUNTY LEVEL.

2/ DATA NOT PUBLISHED FOR ALL PRACTICES BECAUSE OF INSUFFICIENT REPORTS OR RELATIVE UNIMPORTANCE OF SOME PRACTICES.

3/ DATA NOT PUBLISHED TO AVOID DISCLOSURE OF INDIVIDUAL REPORTS.

4/ DUE TO THE STATE BUDGET DIFFICULTIES HOGS, SHEEP, AND POULTRY INVENTORIES AND INVENTORY VALUE ARE NOT AVAILABLE AT COUNTY LEVEL.

		RANK IN STATE
POPULATION-2000-U.S. CENSUS EST.	3,278	88
NO. OF FARMS 2001	310	87
LAND IN FARMS 2001-ACRES	424,000	64
ACRES HARVESTED 2001	143,170	85
VALUE OF CROPS HARV. 2001	\$20,713,300	75
VALUE OF CATTLE & MILK PROD. 2001	\$9,848,300	90
PRECIPITATION JAN.-DEC. 2001-IN.	24.16	70
PRECIPITATION LONGTIME AVERAGE-IN.	23.60	70

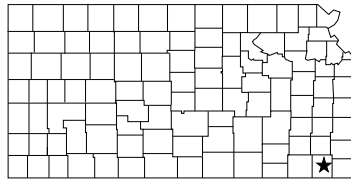
WHEAT 2001

ACRES SEEDED IN 2000	72,000	67
ACRES HARVESTED IN 2001	59,000	65
YIELD-BU./ACRE	35	92
PROD.-BU.	2,069,000	67
FARM VALUE	\$5,730,000	67
IRRIGATED ACRES HARV.	5,700	23
YIELD - BU./ACRE	43	39
PROD. - BU.	246,700	24
CONT. CROP DRYLAND ACRES HARV.	30,000	45
YIELD - BU./ACRE	35	70
PROD. - BU.	1,041,000	50
SUMMER FALLOW ACRES HARV.	23,300	44
YIELD - BU./ACRE	34	51
PROD. - BU.	781,300	46

CORN 2001

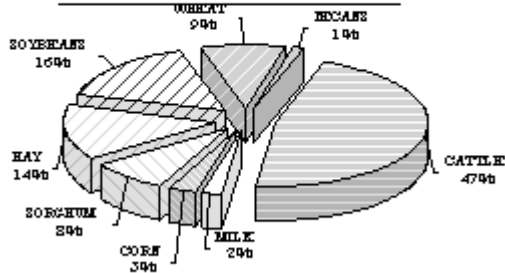
ACRES PLANTED	31,200	40
ACRES HARV. FOR GRAIN	29,800	36
YIELD - BU./ACRE	121	31
PROD. - BU.	3,618,000	33
FARM VALUE	\$7,397,900	32
IRRIGATED ACRES HARV.	19,500	22
YIELD - BU./ACRE	174	12
PROD. - BU.	3,384,000	22
NON-IRRIGATED ACRES HARV.	10,300	30
YIELD - BU./ACRE	23	62
PROD. - BU.	234,000	48
ACRES HARV. FOR SILAGE	2/	
YIELD - TONS/ACRE	2/	
PROD. - TONS	2/	
FARM VALUE	2/	

FARM FACTS 2001-2002



RANK IN
STATE

VALUE OF PRODUCTION 1/ LABETTE COUNTY



		RANK IN STATE
POPULATION-2000-U.S. CENSUS EST.	22,835	25
NO. OF FARMS 2001	910	17
LAND IN FARMS 2001-ACRES	344,000	80
ACRES HARVESTED 2001	195,720	56
VALUE OF CROPS HARV. 2001	\$26,588,900	51
VALUE OF CATTLE & MILK PROD. 2001	\$25,454,700	30
PRECIPITATION JAN.-DEC. 2001-IN.	40.83	12
PRECIPITATION LONGTIME AVERAGE-IN.	40.02	11

WHEAT 2001

ACRES SEEDED IN 2000	51,500	71
ACRES HARVESTED IN 2001	46,500	70
YIELD-BU./ACRE	37	81
PROD.-BU.	1,734,000	71
FARM VALUE	\$4,770,000	71
IRRIGATED ACRES HARV.	2/	
YIELD - BU./ACRE	2/	
PROD. - BU.	2/	
CONT. CROP DRYLAND ACRES HARV.	46,500	32
YIELD - BU./ACRE	37	61
PROD. - BU.	1,734,000	32
SUMMER FALLOW ACRES HARV.	2/	
YIELD - BU./ACRE	2/	
PROD. - BU.	2/	

CORN 2001

ACRES PLANTED	8,500	86
ACRES HARV. FOR GRAIN	7,100	85
YIELD - BU./ACRE	102	56
PROD. - BU.	721,000	79
FARM VALUE	\$1,401,600	80
IRRIGATED ACRES HARV.	2/	
YIELD - BU./ACRE	2/	
PROD. - BU.	2/	
NON-IRRIGATED ACRES HARV.	2/	
YIELD - BU./ACRE	2/	
PROD. - BU.	2/	
ACRES HARV. FOR SILAGE	2/	
YIELD - TONS/ACRE	2/	
PROD. - TONS	2/	
FARM VALUE	2/	

SORGHUM 2001

ACRES PLANTED	30,000	58
ACRES HARV. FOR GRAIN	29,800	53
YIELD - BU./ACRE	76	27
PROD. - BU.	2,250,800	47
FARM VALUE	\$4,094,900	47
IRRIGATED ACRES HARV.	2/	
YIELD - BU./ACRE	2/	
PROD. - BU.	2/	
NON-IRRIGATED ACRES HARV.	29,800	32
YIELD - BU./ACRE	76	22
PROD. - BU.	2,250,800	28
ACRES HARV. FOR SILAGE	2/	
YIELD - TONS/ACRE	2/	
PROD. - TONS	2/	
FARM VALUE	2/	

SUNFLOWERS 2001

ACRES PLANTED	2/	
ACRES HARVESTED	2/	
YIELD - LB./ACRE	2/	
PROD. - LB.	2/	
FARM VALUE	2/	

SOYBEANS 2001

ACRES PLANTED	55,500	19
ACRES HARVESTED	54,200	18
YIELD - BU./ACRE	35	35
PROD. - BU.	1,918,400	11
FARM VALUE	\$8,074,000	11
IRRIGATED ACRES HARV.	2/	
YIELD - BU./ACRE	2/	
PROD. - BU.	2/	
NON-IRRIGATED ACRES HARV.	2/	
YIELD - BU./ACRE	2/	
PROD. - BU.	2/	

ALFALFA HAY 2001

ACRES HARVESTED	4,300	71
YIELD - TONS/ACRE	3.8	56
PROD. - TONS	16,200	64
FARM VALUE	\$1,721,500	65

ALL OTHER HAY 2001

ACRES HARVESTED	51,600	8
YIELD - TONS/ACRE	1.5	63
PROD. - TONS	76,800	10
FARM VALUE	\$5,615,500	7

ALL HAY 2001

ACRES HARVESTED	55,900	11
YIELD - TONS/ACRE	1.7	80
PROD. - TONS	93,000	24
FARM VALUE	\$7,337,000	24
PASTURE ACREAGE-1997 CENSUS OF AG	146,000	54

LIVESTOCK INVENTORIES 4/

ALL CATTLE, JAN. 1, 2002	69,600	20
COWS THAT HAVE CALVED	25,000	8
BEEF	24,600	5
MILK	400	27
OTHER CATTLE	44,600	32
CATTLE ON FEED-JAN. 1, 2002	3/	
CALVES BORN - 2001	22,900	8

INVENTORY VALUES 4/

CATTLE AND CALVES-JAN. 1, 2002	\$44,545,000	20
--------------------------------	--------------	----

PRODUCTION 1/

MILK-2001-1,000 LBS.	6,600	31
FARM VALUE	\$957,000	31

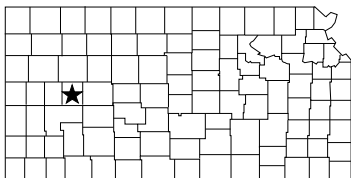
1/ DUE TO THE STATE BUDGET DIFFICULTIES HOGS, SHEEP, AND POULTRY VALUE OF PRODUCTION ARE NOT AVAILABLE AT COUNTY LEVEL.

2/ DATA NOT PUBLISHED FOR ALL PRACTICES BECAUSE OF INSUFFICIENT REPORTS OR RELATIVE UNIMPORTANCE OF SOME PRACTICES.

3/ DATA NOT PUBLISHED TO AVOID DISCLOSURE OF INDIVIDUAL REPORTS.

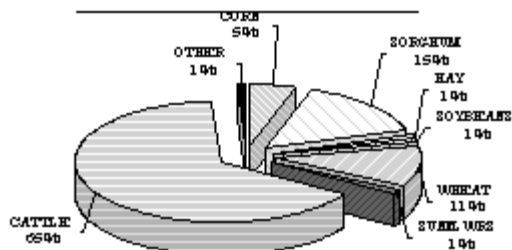
4/ DUE TO THE STATE BUDGET DIFFICULTIES HOGS, SHEEP, AND POULTRY INVENTORIES AND INVENTORY VALUE ARE NOT AVAILABLE AT COUNTY LEVEL.

FARM FACTS 2001-2002



RANK IN
STATE

VALUE OF PRODUCTION 1/ LANE COUNTY



SORGHUM 2001

ACRES PLANTED	79,700	10
ACRES HARV. FOR GRAIN	76,000	11
YIELD - BU./ACRE	58	70
PROD. - BU.	4,374,200	14
FARM VALUE	\$8,089,200	14
IRRIGATED ACRES HARV.	2,200	27
YIELD - BU./ACRE	73	40
PROD. - BU.	161,000	31
NON-IRRIGATED ACRES HARV.	73,800	7
YIELD - BU./ACRE	57	50
PROD. - BU.	4,213,200	11
ACRES HARV. FOR SILAGE	2/	
YIELD - TONS/ACRE	2/	
PROD. - TONS	2/	
FARM VALUE	2/	

SUNFLOWERS 2001

ACRES PLANTED	5,900	19
ACRES HARVESTED	5,300	20
YIELD - LB./ACRE	1,306	18
PROD. - LB.	6,919,900	21
FARM VALUE	\$550,000	21

SOYBEANS 2001

ACRES PLANTED	5,500	78
ACRES HARVESTED	4,600	80
YIELD - BU./ACRE	33	45
PROD. - BU.	149,500	79
FARM VALUE	\$602,000	80
IRRIGATED ACRES HARV.	3,200	28
YIELD - BU./ACRE	41	40
PROD. - BU.	130,000	33
NON-IRRIGATED ACRES HARV.	1,400	40
YIELD - BU./ACRE	14	35
PROD. - BU.	19,500	41

ALFALFA HAY 2001

ACRES HARVESTED	1,300	98
YIELD - TONS/ACRE	4.0	48
PROD. - TONS	5,200	95
FARM VALUE	\$457,500	96

ALL OTHER HAY 2001

ACRES HARVESTED	3,200	101
YIELD - TONS/ACRE	1.7	47
PROD. - TONS	5,500	97
FARM VALUE	\$291,500	99

ALL HAY 2001

ACRES HARVESTED	4,500	104
YIELD - TONS/ACRE	2.4	49
PROD. - TONS	10,700	104
FARM VALUE	\$749,000	103
PASTURE ACREAGE-1997 CENSUS OF AG	126,000	72

LIVESTOCK INVENTORIES 4/

ALL CATTLE, JAN. 1, 2002	81,200	14
COWS THAT HAVE CALVED	7,400	93
BEEF	7,400	50
OTHER CATTLE	73,800	10
CATTLE ON FEED-JAN. 1, 2002	3/	
CALVES BORN - 2001	6,300	96

INVENTORY VALUES 4/

CATTLE AND CALVES-JAN. 1, 2002	\$51,970,000	14
--------------------------------	--------------	----

1/ DUE TO THE STATE BUDGET DIFFICULTIES HOGS, SHEEP, AND POULTRY VALUE OF PRODUCTION ARE NOT AVAILABLE AT COUNTY LEVEL.

2/ DATA NOT PUBLISHED FOR ALL PRACTICES BECAUSE OF INSUFFICIENT REPORTS OR RELATIVE UNIMPORTANCE OF SOME PRACTICES.

3/ DATA NOT PUBLISHED TO AVOID DISCLOSURE OF INDIVIDUAL REPORTS.

4/ DUE TO THE STATE BUDGET DIFFICULTIES HOGS, SHEEP, AND POULTRY INVENTORIES AND INVENTORY VALUE ARE NOT AVAILABLE AT COUNTY LEVEL.

RANK IN
STATE

POPULATION-2000-U.S. CENSUS EST.	2,155	101
NO. OF FARMS 2001	280	92
LAND IN FARMS 2001-ACRES	438,000	58
ACRES HARVESTED 2001	168,160	70
VALUE OF CROPS HARV. 2001	\$18,992,500	84
VALUE OF CATTLE & MILK PROD. 2001	\$35,300,800	18
PRECIPITATION JAN.-DEC. 2001-IN.	19.53	89
PRECIPITATION LONGTIME AVERAGE-IN.	20.26	87

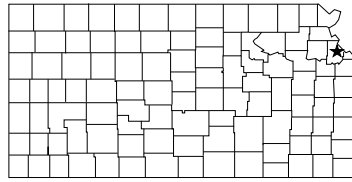
WHEAT 2001

ACRES SEEDED IN 2000	109,000	43
ACRES HARVESTED IN 2001	63,100	62
YIELD-BU./ACRE	35	92
PROD-BU.	2,187,000	64
FARM VALUE	\$5,995,000	64
IRRIGATED ACRES HARV.	5,100	25
YIELD - BU./ACRE	45	35
PROD. - BU.	228,800	25
CONT. CROP DRYLAND ACRES HARV.	5,900	89
YIELD - BU./ACRE	31	91
PROD. - BU.	182,500	95
SUMMER FALLOW ACRES HARV.	52,100	27
YIELD - BU./ACRE	34	51
PROD. - BU.	1,775,700	31

CORN 2001

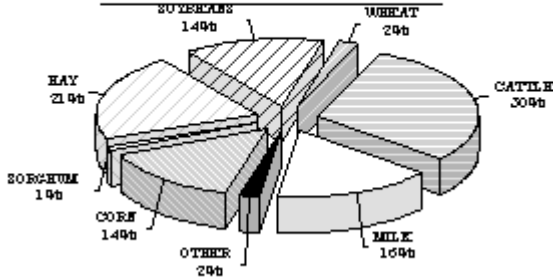
ACRES PLANTED	13,700	68
ACRES HARV. FOR GRAIN	7,000	86
YIELD - BU./ACRE	95	68
PROD. - BU.	662,000	85
FARM VALUE	\$1,413,700	79
IRRIGATED ACRES HARV.	3,900	42
YIELD - BU./ACRE	132	58
PROD. - BU.	516,000	47
NON-IRRIGATED ACRES HARV.	3,100	56
YIELD - BU./ACRE	47	42
PROD. - BU.	146,000	56
ACRES HARV. FOR SILAGE	6,600	12
YIELD - TONS/ACRE	11.9	35
PROD. - TONS	78,700	12
FARM VALUE	\$1,423,100	12

FARM FACTS 2001-2002



RANK IN
STATE

VALUE OF PRODUCTION 1/ LEAVENWORTH COUNTY



RANK IN
STATE

POPULATION-2000-U.S. CENSUS EST.	68,691	6
NO. OF FARMS 2001	1,060	8
LAND IN FARMS 2001-ACRES	211,000	102
ACRES HARVESTED 2001	103,120	95
VALUE OF CROPS HARV. 2001	\$15,035,400	94
VALUE OF CATTLE & MILK PROD. 2001	\$13,089,600	67
PRECIPITATION JAN.-DEC. 2001-IN.	42.84	8
PRECIPITATION LONGTIME AVERAGE-IN.	40.54	9

WHEAT 2001

ACRES SEEDED IN 2000	5,800	98
ACRES HARVESTED IN 2001	5,100	98
YIELD-BU./ACRE	40	59
PROD-BU.	204,000	102
FARM VALUE	\$560,000	102
IRRIGATED ACRES HARV.	2/	
YIELD - BU./ACRE	2/	
PROD. - BU.	2/	
CONT. CROP DRYLAND ACRES HARV.	5,100	92
YIELD - BU./ACRE	40	45
PROD. - BU.	204,000	94
SUMMER FALLOW ACRES HARV.	2/	
YIELD - BU./ACRE	2/	
PROD. - BU.	2/	

CORN 2001

ACRES PLANTED	21,800	56
ACRES HARV. FOR GRAIN	15,800	60
YIELD - BU./ACRE	96	64
PROD. - BU.	1,512,000	60
FARM VALUE	\$2,832,800	63
IRRIGATED ACRES HARV.	2/	
YIELD - BU./ACRE	2/	
PROD. - BU.	2/	
NON-IRRIGATED ACRES HARV.	2/	
YIELD - BU./ACRE	2/	
PROD. - BU.	2/	
ACRES HARV. FOR SILAGE	5,500	16
YIELD - TONS/ACRE	14.3	21
PROD. - TONS	78,700	12
FARM VALUE	\$1,222,100	16

SORGHUM 2001

ACRES PLANTED	2,100	102
ACRES HARV. FOR GRAIN	1,900	102
YIELD - BU./ACRE	85	7
PROD. - BU.	161,400	100
FARM VALUE	\$298,500	100
IRRIGATED ACRES HARV.	2/	
YIELD - BU./ACRE	2/	
PROD. - BU.	2/	
NON-IRRIGATED ACRES HARV.	1,900	75
YIELD - BU./ACRE	85	7
PROD. - BU.	161,400	73
ACRES HARV. FOR SILAGE	2/	
YIELD - TONS/ACRE	2/	
PROD. - TONS	2/	
FARM VALUE	2/	

SUNFLOWERS 2001

ACRES PLANTED	2/
ACRES HARVESTED	2/
YIELD - LB./ACRE	2/
PROD. - LB.	2/
FARM VALUE	2/

SOYBEANS 2001

ACRES PLANTED	29,100	41
ACRES HARVESTED	28,600	39
YIELD - BU./ACRE	34	39
PROD. - BU.	969,500	35
FARM VALUE	\$4,071,000	35
IRRIGATED ACRES HARV.	2/	
YIELD - BU./ACRE	2/	
PROD. - BU.	2/	
NON-IRRIGATED ACRES HARV.	2/	
YIELD - BU./ACRE	2/	
PROD. - BU.	2/	

ALFALFA HAY 2001

ACRES HARVESTED	3,300	80
YIELD - TONS/ACRE	3.6	62
PROD. - TONS	12,000	78
FARM VALUE	\$1,334,500	74

ALL OTHER HAY 2001

ACRES HARVESTED	42,200	19
YIELD - TONS/ACRE	1.9	37
PROD. - TONS	78,300	7
FARM VALUE	\$4,623,500	16

ALL HAY 2001

ACRES HARVESTED	45,500	25
YIELD - TONS/ACRE	2.0	72
PROD. - TONS	90,300	27
FARM VALUE	\$5,958,000	43
PASTURE ACREAGE-1997 CENSUS OF AG	84,000	91

LIVESTOCK INVENTORIES 4/

ALL CATTLE, JAN. 1, 2002	31,900	79
COWS THAT HAVE CALVED	14,900	51
BEEF	13,000	37
MILK	1,900	6
OTHER CATTLE	17,000	83
CATTLE ON FEED-JAN. 1, 2002	3/	
CALVES BORN - 2001	14,500	48

INVENTORY VALUES 4/

CATTLE AND CALVES-JAN. 1, 2002	\$20,415,000	79
--------------------------------	--------------	----

PRODUCTION 1/

MILK-2001-1,000 LBS.	31,800	7
FARM VALUE	\$4,611,000	7

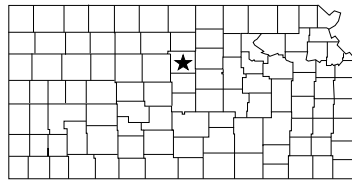
1/ DUE TO THE STATE BUDGET DIFFICULTIES HOGS, SHEEP, AND POULTRY VALUE OF PRODUCTION ARE NOT AVAILABLE AT COUNTY LEVEL.

2/ DATA NOT PUBLISHED FOR ALL PRACTICES BECAUSE OF INSUFFICIENT REPORTS OR RELATIVE UNIMPORTANCE OF SOME PRACTICES.

3/ DATA NOT PUBLISHED TO AVOID DISCLOSURE OF INDIVIDUAL REPORTS.

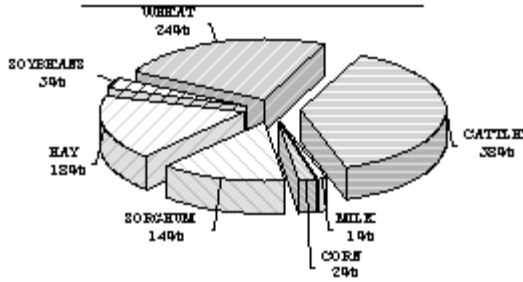
4/ DUE TO THE STATE BUDGET DIFFICULTIES HOGS, SHEEP, AND POULTRY INVENTORIES AND INVENTORY VALUE ARE NOT AVAILABLE AT COUNTY LEVEL.

FARM FACTS 2001-2002



RANK IN
STATE

VALUE OF PRODUCTION 1/ LINCOLN COUNTY



SORGHUM 2001

ACRES PLANTED	37,400	45
ACRES HARV. FOR GRAIN	36,700	43
YIELD - BU./ACRE	78	23
PROD. - BU.	2,878,000	35
FARM VALUE	\$5,495,000	34
IRRIGATED ACRES HARV.	2/	
YIELD - BU./ACRE	2/	
PROD. - BU.	2/	
NON-IRRIGATED ACRES HARV.	2/	
YIELD - BU./ACRE	2/	
PROD. - BU.	2/	
ACRES HARV. FOR SILAGE	2/	
YIELD - TONS/ACRE	2/	
PROD. - TONS	2/	
FARM VALUE	2/	

SUNFLOWERS 2001

ACRES PLANTED	4,800	24
ACRES HARVESTED	4,800	22
YIELD - LB./ACRE	1,042	32
PROD. - LB.	5,002,600	28
FARM VALUE	\$406,900	28

SOYBEANS 2001

ACRES PLANTED	9,400	69
ACRES HARVESTED	9,200	69
YIELD - BU./ACRE	33	45
PROD. - BU.	306,000	70
FARM VALUE	\$1,266,000	69
IRRIGATED ACRES HARV.	2/	
YIELD - BU./ACRE	2/	
PROD. - BU.	2/	
NON-IRRIGATED ACRES HARV.	2/	
YIELD - BU./ACRE	2/	
PROD. - BU.	2/	

ALFALFA HAY 2001

ACRES HARVESTED	12,000	21
YIELD - TONS/ACRE	4.9	23
PROD. - TONS	58,500	23
FARM VALUE	\$5,970,500	18

ALL OTHER HAY 2001

ACRES HARVESTED	12,700	64
YIELD - TONS/ACRE	1.7	47
PROD. - TONS	21,700	63
FARM VALUE	\$1,398,500	60

ALL HAY 2001

ACRES HARVESTED	24,700	59
YIELD - TONS/ACRE	3.2	25
PROD. - TONS	80,200	39
FARM VALUE	\$7,369,000	23
PASTURE ACREAGE-1997 CENSUS OF AG	200,000	29

LIVESTOCK INVENTORIES 4/

ALL CATTLE, JAN. 1, 2002	40,000	62
COWS THAT HAVE CALVED	15,400	47
BEEF	3/	
MILK	3/	
OTHER CATTLE	24,600	59
CATTLE ON FEED-JAN. 1, 2002	3/	
CALVES BORN - 2001	15,200	43

INVENTORY VALUES 4/

CATTLE AND CALVES-JAN. 1, 2002	\$25,600,000	62
--------------------------------	--------------	----

PRODUCTION 1/

MILK-2001-1,000 LBS.	3/	
FARM VALUE	3/	

1/ DUE TO THE STATE BUDGET DIFFICULTIES HOGS, SHEEP, AND POULTRY VALUE OF PRODUCTION ARE NOT AVAILABLE AT COUNTY LEVEL.

2/ DATA NOT PUBLISHED FOR ALL PRACTICES BECAUSE OF INSUFFICIENT REPORTS OR RELATIVE UNIMPORTANCE OF SOME PRACTICES.

3/ DATA NOT PUBLISHED TO AVOID DISCLOSURE OF INDIVIDUAL REPORTS.

4/ DUE TO THE STATE BUDGET DIFFICULTIES HOGS, SHEEP, AND POULTRY INVENTORIES AND INVENTORY VALUE ARE NOT AVAILABLE AT COUNTY LEVEL.

		RANK IN STATE
POPULATION-2000-U.S. CENSUS EST.	3,578	81
NO. OF FARMS 2001	480	65
LAND IN FARMS 2001-ACRES	475,000	47
ACRES HARVESTED 2001	171,900	65
VALUE OF CROPS HARV. 2001	\$25,193,600	56
VALUE OF CATTLE & MILK PROD. 2001	\$16,052,000	52
PRECIPITATION JAN.-DEC. 2001-IN.	32.58	33
PRECIPITATION LONGTIME AVERAGE-IN.	27.39	57

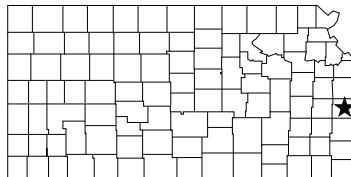
WHEAT 2001

ACRES SEEDED IN 2000	103,000	50
ACRES HARVESTED IN 2001	89,500	43
YIELD-BU./ACRE	39	67
PROD-BU.	3,499,000	45
FARM VALUE	\$9,765,000	43
IRRIGATED ACRES HARV.	2/	
YIELD - BU./ACRE	2/	
PROD. - BU.	2/	
CONT. CROP DRYLAND ACRES HARV.	76,400	24
YIELD - BU./ACRE	39	51
PROD. - BU.	2,968,400	24
SUMMER FALLOW ACRES HARV.	13,100	50
YIELD - BU./ACRE	41	23
PROD. - BU.	530,600	50

CORN 2001

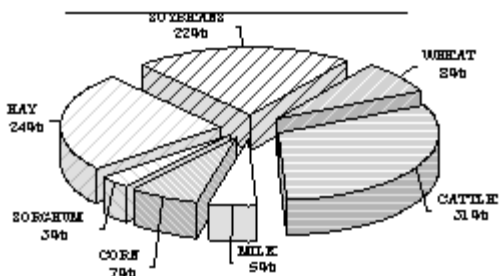
ACRES PLANTED	5,700	92
ACRES HARV. FOR GRAIN	4,500	92
YIELD - BU./ACRE	53	102
PROD. - BU.	239,000	99
FARM VALUE	\$479,100	99
IRRIGATED ACRES HARV.	2/	
YIELD - BU./ACRE	2/	
PROD. - BU.	2/	
NON-IRRIGATED ACRES HARV.	2/	
YIELD - BU./ACRE	2/	
PROD. - BU.	2/	
ACRES HARV. FOR SILAGE	2/	
YIELD - TONS/ACRE	2/	
PROD. - TONS	2/	
FARM VALUE	2/	

FARM FACTS 2001-2002



RANK IN
STATE

VALUE OF PRODUCTION 1/ LINN COUNTY



RANK IN
STATE

POPULATION-2000-U.S. CENSUS EST.	9,570	45
NO. OF FARMS 2001	730	30
LAND IN FARMS 2001-ACRES	275,000	94
ACRES HARVESTED 2001	122,900	90
VALUE OF CROPS HARV. 2001	\$16,551,500	91
VALUE OF CATTLE & MILK PROD. 2001	\$9,172,000	92
PRECIPITATION JAN.-DEC. 2001-IN.	40.24	13
PRECIPITATION LONGTIME AVERAGE-IN.	41.00	6

WHEAT 2001

ACRES SEEDING IN 2000	14,600	87
ACRES HARVESTED IN 2001	14,300	86
YIELD-BU./ACRE	54	4
PROD.-BU.	774,000	84
FARM VALUE	\$2,075,000	84
IRRIGATED ACRES HARV.	2/	
YIELD - BU./ACRE	2/	
PROD. - BU.	2/	
CONT. CROP DRYLAND ACRES HARV.	14,300	66
YIELD - BU./ACRE	54	4
PROD. - BU.	774,000	58
SUMMER FALLOW ACRES HARV.	2/	
YIELD - BU./ACRE	2/	
PROD. - BU.	2/	

CORN 2001

ACRES PLANTED	10,900	78
ACRES HARV. FOR GRAIN	10,500	70
YIELD - BU./ACRE	96	64
PROD. - BU.	1,008,000	72
FARM VALUE	\$1,817,500	73
IRRIGATED ACRES HARV.	2/	
YIELD - BU./ACRE	2/	
PROD. - BU.	2/	
NON-IRRIGATED ACRES HARV.	2/	
YIELD - BU./ACRE	2/	
PROD. - BU.	2/	
ACRES HARV. FOR SILAGE	2/	
YIELD - TONS/ACRE	2/	
PROD. - TONS	2/	
FARM VALUE	2/	

SORGHUM 2001

ACRES PLANTED	5,200	92
ACRES HARV. FOR GRAIN	5,000	92
YIELD - BU./ACRE	79	18
PROD. - BU.	396,200	92
FARM VALUE	\$689,100	92
IRRIGATED ACRES HARV.	2/	
YIELD - BU./ACRE	2/	
PROD. - BU.	2/	
NON-IRRIGATED ACRES HARV.	5,000	66
YIELD - BU./ACRE	79	14
PROD. - BU.	396,200	66
ACRES HARV. FOR SILAGE	2/	
YIELD - TONS/ACRE	2/	
PROD. - TONS	2/	
FARM VALUE	2/	

SUNFLOWERS 2001

ACRES PLANTED	2/	
ACRES HARVESTED	2/	
YIELD - LB./ACRE	2/	
PROD. - LB.	2/	
FARM VALUE	2/	

SOYBEANS 2001

ACRES PLANTED	50,600	20
ACRES HARVESTED	49,500	20
YIELD - BU./ACRE	27	72
PROD. - BU.	1,356,300	21
FARM VALUE	\$5,627,000	21
IRRIGATED ACRES HARV.	2/	
YIELD - BU./ACRE	2/	
PROD. - BU.	2/	
NON-IRRIGATED ACRES HARV.	2/	
YIELD - BU./ACRE	2/	
PROD. - BU.	2/	

ALFALFA HAY 2001

ACRES HARVESTED	5,700	58
YIELD - TONS/ACRE	2.5	97
PROD. - TONS	14,400	71
FARM VALUE	\$1,478,000	70

ALL OTHER HAY 2001

ACRES HARVESTED	37,000	25
YIELD - TONS/ACRE	1.8	42
PROD. - TONS	64,900	18
FARM VALUE	\$4,747,000	15

ALL HAY 2001

ACRES HARVESTED	42,700	32
YIELD - TONS/ACRE	1.9	74
PROD. - TONS	79,300	41
FARM VALUE	\$6,225,000	41
PASTURE ACREAGE-1997 CENSUS OF AG	129,000	68

LIVESTOCK INVENTORIES 4/

ALL CATTLE, JAN. 1, 2002	30,600	84
COWS THAT HAVE CALVED	14,150	57
BEEF	13,700	34
MILK	450	25
OTHER CATTLE	16,450	85
CATTLE ON FEED-JAN. 1, 2002	3/	
CALVES BORN - 2001	13,800	54

INVENTORY VALUES 4/

CATTLE AND CALVES-JAN. 1, 2002	\$19,585,000	84
--------------------------------	--------------	----

PRODUCTION 1/

MILK-2001-1,000 LBS.	8,300	23
FARM VALUE	\$1,204,000	23

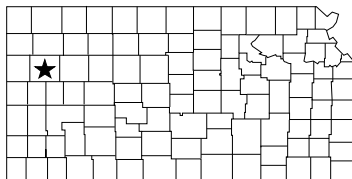
1/ DUE TO THE STATE BUDGET DIFFICULTIES HOGS, SHEEP, AND POULTRY VALUE OF PRODUCTION ARE NOT AVAILABLE AT COUNTY LEVEL.

2/ DATA NOT PUBLISHED FOR ALL PRACTICES BECAUSE OF INSUFFICIENT REPORTS OR RELATIVE UNIMPORTANCE OF SOME PRACTICES.

3/ DATA NOT PUBLISHED TO AVOID DISCLOSURE OF INDIVIDUAL REPORTS.

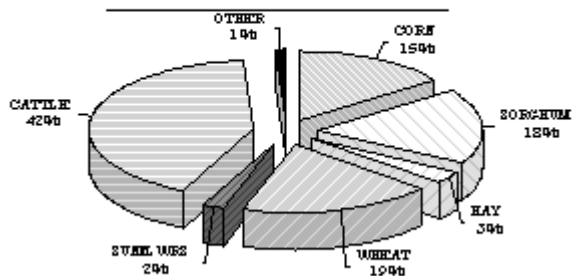
4/ DUE TO THE STATE BUDGET DIFFICULTIES HOGS, SHEEP, AND POULTRY INVENTORIES AND INVENTORY VALUE ARE NOT AVAILABLE AT COUNTY LEVEL.

FARM FACTS 2001-2002



RANK IN
STATE

VALUE OF PRODUCTION 1/ LOGAN COUNTY



SORGHUM 2001

ACRES PLANTED	63,200	24
ACRES HARV. FOR GRAIN	61,500	22
YIELD - BU./ACRE	64	52
PROD. - BU.	3,916,600	17
FARM VALUE	\$7,243,000	19
IRRIGATED ACRES HARV.	1,400	33
YIELD - BU./ACRE	102	10
PROD. - BU.	143,400	32
NON-IRRIGATED ACRES HARV.	60,100	16
YIELD - BU./ACRE	63	42
PROD. - BU.	3,773,200	14
ACRES HARV. FOR SILAGE	2/	
YIELD - TONS/ACRE	2/	
PROD. - TONS	2/	
FARM VALUE	2/	

SUNFLOWERS 2001

ACRES PLANTED	7,200	15
ACRES HARVESTED	7,100	15
YIELD - LB./ACRE	1,267	22
PROD. - LB.	8,996,000	13
FARM VALUE	\$771,800	12

SOYBEANS 2001

ACRES PLANTED	1,600	93
ACRES HARVESTED	1,500	93
YIELD - BU./ACRE	45	9
PROD. - BU.	67,800	89
FARM VALUE	\$273,000	89
IRRIGATED ACRES HARV.	2/	
YIELD - BU./ACRE	2/	
PROD. - BU.	2/	
NON-IRRIGATED ACRES HARV.	2/	
YIELD - BU./ACRE	2/	
PROD. - BU.	2/	

RANK IN
STATE

ALFALFA HAY 2001

ACRES HARVESTED	800	101
YIELD - TONS/ACRE	5.6	13
PROD. - TONS	4,500	97
FARM VALUE	\$396,000	100

ALL OTHER HAY 2001

ACRES HARVESTED	6,100	86
YIELD - TONS/ACRE	2.3	12
PROD. - TONS	14,200	79
FARM VALUE	\$752,500	82

ALL HAY 2001

ACRES HARVESTED	6,900	101
YIELD - TONS/ACRE	2.7	44
PROD. - TONS	18,700	101
FARM VALUE	\$1,148,500	101
PASTURE ACREAGE-1997 CENSUS OF AG	285,000	10

LIVESTOCK INVENTORIES 4/

ALL CATTLE, JAN. 1, 2002	23,600	93
COWS THAT HAVE CALVED	11,750	72
BEEF	3/	
MILK	3/	
OTHER CATTLE	11,850	95
CATTLE ON FEED-JAN. 1, 2002	3/	
CALVES BORN - 2001	11,000	71

INVENTORY VALUES 4/

CATTLE AND CALVES-JAN. 1, 2002	\$15,105,000	93
--------------------------------	--------------	----

PRODUCTION 1/

MILK-2001-1,000 LBS.	3/	
FARM VALUE	3/	

1/ DUE TO THE STATE BUDGET DIFFICULTIES HOGS, SHEEP, AND POULTRY VALUE OF PRODUCTION ARE NOT AVAILABLE AT COUNTY LEVEL.

2/ DATA NOT PUBLISHED FOR ALL PRACTICES BECAUSE OF INSUFFICIENT REPORTS OR RELATIVE UNIMPORTANCE OF SOME PRACTICES.

3/ DATA NOT PUBLISHED TO AVOID DISCLOSURE OF INDIVIDUAL REPORTS.

4/ DUE TO THE STATE BUDGET DIFFICULTIES HOGS, SHEEP, AND POULTRY INVENTORIES AND INVENTORY VALUE ARE NOT AVAILABLE AT COUNTY LEVEL.

POPULATION-2000-U.S. CENSUS EST.	3,046	92
NO. OF FARMS 2001	350	85
LAND IN FARMS 2001-ACRES	620,000	13
ACRES HARVESTED 2001	201,180	55
VALUE OF CROPS HARV. 2001	\$23,033,100	64
VALUE OF CATTLE & MILK PROD. 2001	\$16,921,200	49
PRECIPITATION JAN.-DEC. 2001-IN.	13.81	103
PRECIPITATION LONGTIME AVERAGE-IN.	19.50	89

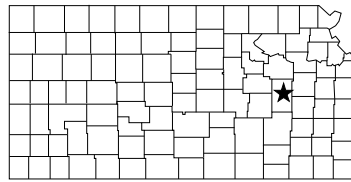
WHEAT 2001

ACRES SEEDED IN 2000	145,000	21
ACRES HARVESTED IN 2001	84,200	48
YIELD-BU./ACRE	32	101
PROD-BU.	2,706,000	61
FARM VALUE	\$7,415,000	61
IRRIGATED ACRES HARV.	800	41
YIELD - BU./ACRE	51	24
PROD. - BU.	40,800	41
CONT. CROP DRYLAND ACRES HARV.	12,400	73
YIELD - BU./ACRE	30	97
PROD. - BU.	372,200	79
SUMMER FALLOW ACRES HARV.	71,000	14
YIELD - BU./ACRE	32	57
PROD. - BU.	2,293,000	20

CORN 2001

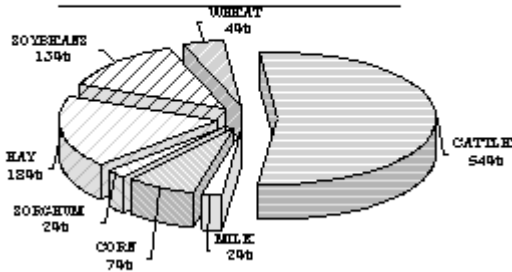
ACRES PLANTED	44,400	30
ACRES HARV. FOR GRAIN	37,500	30
YIELD - BU./ACRE	68	97
PROD. - BU.	2,567,000	44
FARM VALUE	\$5,481,700	41
IRRIGATED ACRES HARV.	4,800	40
YIELD - BU./ACRE	168	20
PROD. - BU.	806,000	39
NON-IRRIGATED ACRES HARV.	32,700	10
YIELD - BU./ACRE	54	33
PROD. - BU.	1,761,000	15
ACRES HARV. FOR SILAGE	2/	
YIELD - TONS/ACRE	2/	
PROD. - TONS	2/	
FARM VALUE	2/	

FARM FACTS 2001-2002



RANK IN
STATE

VALUE OF PRODUCTION 1/ LYON COUNTY



SORGHUM 2001

ACRES PLANTED	10,800	83
ACRES HARV. FOR GRAIN	10,500	82
YIELD - BU./ACRE	75	31
PROD. - BU.	784,500	79
FARM VALUE	\$1,364,500	79
IRRIGATED ACRES HARV.	2/	
YIELD - BU./ACRE	2/	
PROD. - BU.	2/	
NON-IRRIGATED ACRES HARV.	10,500	56
YIELD - BU./ACRE	75	25
PROD. - BU.	784,500	53
ACRES HARV. FOR SILAGE	2/	
YIELD - TONS/ACRE	2/	
PROD. - TONS	2/	
FARM VALUE	2/	

SUNFLOWERS 2001

ACRES PLANTED	2/	
ACRES HARVESTED	2/	
YIELD - LB./ACRE	2/	
PROD. - LB.	2/	
FARM VALUE	2/	

SOYBEANS 2001

ACRES PLANTED	64,400	12
ACRES HARVESTED	63,600	12
YIELD - BU./ACRE	31	54
PROD. - BU.	1,954,500	10
FARM VALUE	\$8,108,000	10
IRRIGATED ACRES HARV.	2/	
YIELD - BU./ACRE	2/	
PROD. - BU.	2/	
NON-IRRIGATED ACRES HARV.	2/	
YIELD - BU./ACRE	2/	
PROD. - BU.	2/	

RANK IN
STATE

POPULATION-2000-U.S. CENSUS EST.	35,935	15
NO. OF FARMS 2001	880	19
LAND IN FARMS 2001-ACRES	489,000	42
ACRES HARVESTED 2001	227,850	40
VALUE OF CROPS HARV. 2001	\$28,167,150	50
VALUE OF CATTLE & MILK PROD. 2001	\$35,961,400	16
PRECIPITATION JAN.-DEC. 2001-IN.	33.78	31
PRECIPITATION LONGTIME AVERAGE-IN.	38.66	19

ALFALFA HAY 2001

ACRES HARVESTED	6,700	50
YIELD - TONS/ACRE	3.6	62
PROD. - TONS	24,400	51
FARM VALUE	\$2,504,500	49

ALL OTHER HAY 2001

ACRES HARVESTED	98,400	1
YIELD - TONS/ACRE	1.2	85
PROD. - TONS	119,600	1
FARM VALUE	\$8,747,500	1

WHEAT 2001

ACRES SEEDED IN 2000	24,400	82
ACRES HARVESTED IN 2001	22,700	82
YIELD-BU./ACRE	44	30
PROD.-BU.	1,006,000	82
FARM VALUE	\$2,695,000	82
IRRIGATED ACRES HARV.	2/	
YIELD - BU./ACRE	2/	
PROD. - BU.	2/	
CONT. CROP DRYLAND ACRES HARV.	22,700	57
YIELD - BU./ACRE	44	28
PROD. - BU.	1,006,000	53
SUMMER FALLOW ACRES HARV.	2/	
YIELD - BU./ACRE	2/	
PROD. - BU.	2/	

ALL HAY 2001

ACRES HARVESTED	105,100	1
YIELD - TONS/ACRE	1.4	94
PROD. - TONS	144,000	7
FARM VALUE	\$11,252,000	8
PASTURE ACREAGE-1997 CENSUS OF AG	274,000	11

LIVESTOCK INVENTORIES 4/

ALL CATTLE, JAN. 1, 2002	81,100	15
COWS THAT HAVE CALVED	18,750	25
BEEF	18,300	18
MILK	450	25
OTHER CATTLE	62,350	15
CATTLE ON FEED-JAN. 1, 2002	3/	
CALVES BORN - 2001	17,700	28

INVENTORY VALUES 4/

CATTLE AND CALVES-JAN. 1, 2002	\$51,900,000	15
--------------------------------	--------------	----

CORN 2001

ACRES PLANTED	25,200	47
ACRES HARV. FOR GRAIN	15,900	59
YIELD - BU./ACRE	90	71
PROD. - BU.	1,432,000	64
FARM VALUE	\$2,581,900	66
IRRIGATED ACRES HARV.	2/	
YIELD - BU./ACRE	2/	
PROD. - BU.	2/	
NON-IRRIGATED ACRES HARV.	2/	
YIELD - BU./ACRE	2/	
PROD. - BU.	2/	
ACRES HARV. FOR SILAGE	9,100	5
YIELD - TONS/ACRE	15.1	15
PROD. - TONS	137,000	6
FARM VALUE	\$2,043,400	7

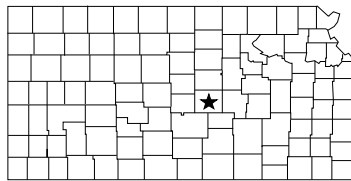
PRODUCTION 1/

MILK-2001-1,000 LBS.	7,400	28
FARM VALUE	\$1,073,000	28

- 64 1/ DUE TO THE STATE BUDGET DIFFICULTIES HOGS, SHEEP, AND POULTRY VALUE OF PRODUCTION ARE NOT AVAILABLE AT COUNTY LEVEL.
- 66 2/ DATA NOT PUBLISHED FOR ALL PRACTICES BECAUSE OF INSUFFICIENT REPORTS OR RELATIVE UNIMPORTANCE OF SOME PRACTICES.
- 3/ DATA NOT PUBLISHED TO AVOID DISCLOSURE OF INDIVIDUAL REPORTS.
- 5 4/ DUE TO THE STATE BUDGET DIFFICULTIES HOGS, SHEEP, AND POULTRY INVENTORIES AND INVENTORY VALUE ARE NOT AVAILABLE AT COUNTY LEVEL.

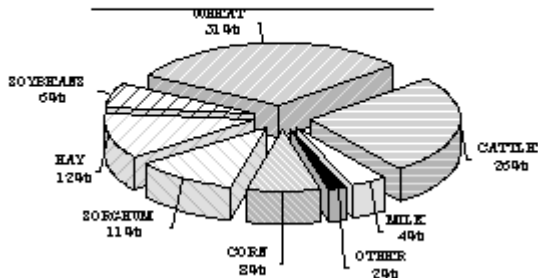
09/02 111

FARM FACTS 2001-2002



RANK IN
STATE

VALUE OF PRODUCTION 1/ MCPHERSON COUNTY



SORGHUM 2001

ACRES PLANTED	75,000	14
ACRES HARV. FOR GRAIN	73,100	13
YIELD - BU./ACRE	55	74
PROD. - BU.	3,992,300	16
FARM VALUE	\$7,622,500	16
IRRIGATED ACRES HARV.	1,800	30
YIELD - BU./ACRE	104	7
PROD. - BU.	186,900	29
NON-IRRIGATED ACRES HARV.	71,300	11
YIELD - BU./ACRE	53	54
PROD. - BU.	3,805,400	13
ACRES HARV. FOR SILAGE	1,800	15
YIELD - TONS/ACRE	10.3	20
PROD. - TONS	18,500	16
FARM VALUE	\$265,900	18

SUNFLOWERS 2001

ACRES PLANTED	2,800	34
ACRES HARVESTED	2,800	34
YIELD - LB./ACRE	987	38
PROD. - LB.	2,764,500	39
FARM VALUE	\$217,800	39

SOYBEANS 2001

ACRES PLANTED	36,500	33
ACRES HARVESTED	35,800	31
YIELD - BU./ACRE	30	58
PROD. - BU.	1,078,600	30
FARM VALUE	\$4,463,000	30
IRRIGATED ACRES HARV.	13,900	7
YIELD - BU./ACRE	51	23
PROD. - BU.	706,100	10
NON-IRRIGATED ACRES HARV.	21,900	13
YIELD - BU./ACRE	17	31
PROD. - BU.	372,500	16

ALFALFA HAY 2001

ACRES HARVESTED	18,800	8
YIELD - TONS/ACRE	3.3	73
PROD. - TONS	61,600	20
FARM VALUE	\$6,287,000	15

ALL OTHER HAY 2001

ACRES HARVESTED	24,900	37
YIELD - TONS/ACRE	1.4	72
PROD. - TONS	35,800	47
FARM VALUE	\$2,307,500	42

ALL HAY 2001

ACRES HARVESTED	43,700	29
YIELD - TONS/ACRE	2.2	60
PROD. - TONS	97,400	21
FARM VALUE	\$8,594,500	16
PASTURE ACREAGE-1997 CENSUS OF AG	137,000	62

LIVESTOCK INVENTORIES 4/

ALL CATTLE, JAN. 1, 2002	54,000	40
COWS THAT HAVE CALVED	18,400	30
BEEF	17,400	21
MILK	1,000	9
OTHER CATTLE	35,600	41
CATTLE ON FEED-JAN. 1, 2002	3/	
CALVES BORN - 2001	18,100	26

INVENTORY VALUES 4/

CATTLE AND CALVES-JAN. 1, 2002	\$34,560,000	40
--------------------------------	--------------	----

PRODUCTION 1/

MILK-2001-1,000 LBS.	18,600	9
FARM VALUE	\$2,697,000	9

1/ DUE TO THE STATE BUDGET DIFFICULTIES HOGS, SHEEP, AND POULTRY VALUE OF PRODUCTION ARE NOT AVAILABLE AT COUNTY LEVEL.

2/ DATA NOT PUBLISHED FOR ALL PRACTICES BECAUSE OF INSUFFICIENT REPORTS OR RELATIVE UNIMPORTANCE OF SOME PRACTICES.

3/ DATA NOT PUBLISHED TO AVOID DISCLOSURE OF INDIVIDUAL REPORTS.

4/ DUE TO THE STATE BUDGET DIFFICULTIES HOGS, SHEEP, AND POULTRY INVENTORIES AND INVENTORY VALUE ARE NOT AVAILABLE AT COUNTY LEVEL.

		RANK IN STATE
POPULATION-2000-U.S. CENSUS EST.	29,554	18
NO. OF FARMS 2001	1,200	5
LAND IN FARMS 2001-ACRES	529,000	34
ACRES HARVESTED 2001	373,610	5
VALUE OF CROPS HARV. 2001	\$49,302,100	14
VALUE OF CATTLE & MILK PROD. 2001	\$21,205,000	41
PRECIPITATION JAN.-DEC. 2001-IN.	28.26	50
PRECIPITATION LONGTIME AVERAGE-IN.	29.85	47

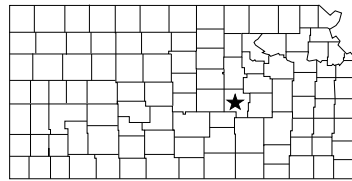
WHEAT 2001

ACRES SEEDED IN 2000	208,000	4
ACRES HARVESTED IN 2001	192,300	4
YIELD-BU./ACRE	41	52
PROD-BU.	7,942,000	2
FARM VALUE	\$22,155,000	2
IRRIGATED ACRES HARV.	2/	
YIELD - BU./ACRE	2/	
PROD. - BU.	2/	
CONT. CROP DRYLAND ACRES HARV.	186,700	3
YIELD - BU./ACRE	41	41
PROD. - BU.	7,729,200	2
SUMMER FALLOW ACRES HARV.	5,600	59
YIELD - BU./ACRE	38	29
PROD. - BU.	212,800	59

CORN 2001

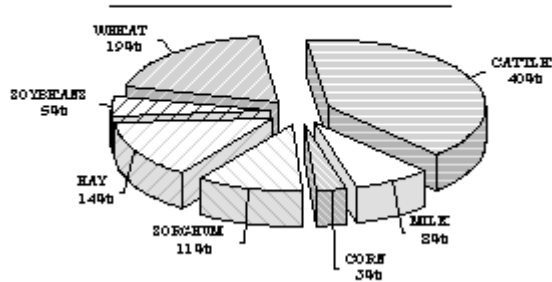
ACRES PLANTED	23,500	50
ACRES HARV. FOR GRAIN	21,900	48
YIELD - BU./ACRE	128	28
PROD. - BU.	2,803,000	39
FARM VALUE	\$5,618,500	38
IRRIGATED ACRES HARV.	14,800	25
YIELD - BU./ACRE	163	31
PROD. - BU.	2,416,000	25
NON-IRRIGATED ACRES HARV.	7,100	37
YIELD - BU./ACRE	55	32
PROD. - BU.	387,000	37
ACRES HARV. FOR SILAGE	1,500	54
YIELD - TONS/ACRE	11.7	38
PROD. - TONS	17,500	55
FARM VALUE	\$289,600	54

FARM FACTS 2001-2002



RANK IN
STATE

VALUE OF PRODUCTION 1/ MARION COUNTY



RANK IN
STATE

POPULATION-2000-U.S. CENSUS EST.	13,361	36
NO. OF FARMS 2001	980	12
LAND IN FARMS 2001-ACRES	580,000	21
ACRES HARVESTED 2001	298,280	13
VALUE OF CROPS HARV. 2001	\$39,136,800	32
VALUE OF CATTLE & MILK PROD. 2001	\$36,337,200	15
PRECIPITATION JAN.-DEC. 2001-IN.	27.99	53
PRECIPITATION LONGTIME AVERAGE-IN.	32.68	37

WHEAT 2001

ACRES SEEDED IN 2000	125,000	34
ACRES HARVESTED IN 2001	114,900	25
YIELD-BU./ACRE	44	30
PROD-BU.	5,056,000	18
FARM VALUE	\$14,105,000	18
IRRIGATED ACRES HARV.	2/	
YIELD - BU./ACRE	2/	
PROD. - BU.	2/	
CONT. CROP DRYLAND ACRES HARV.	112,300	11
YIELD - BU./ACRE	44	28
PROD. - BU.	4,961,200	12
SUMMER FALLOW ACRES HARV.	2,600	65
YIELD - BU./ACRE	36	41
PROD. - BU.	94,800	64

CORN 2001

ACRES PLANTED	17,300	60
ACRES HARV. FOR GRAIN	11,400	69
YIELD - BU./ACRE	69	96
PROD. - BU.	786,000	76
FARM VALUE	\$1,575,500	74
IRRIGATED ACRES HARV.	2/	
YIELD - BU./ACRE	2/	
PROD. - BU.	2/	
NON-IRRIGATED ACRES HARV.	2/	
YIELD - BU./ACRE	2/	
PROD. - BU.	2/	
ACRES HARV. FOR SILAGE	5,800	13
YIELD - TONS/ACRE	8.8	56
PROD. - TONS	51,000	24
FARM VALUE	\$844,000	24

SORGHUM 2001

ACRES PLANTED	69,100	19
ACRES HARV. FOR GRAIN	67,500	17
YIELD - BU./ACRE	62	57
PROD. - BU.	4,206,400	15
FARM VALUE	\$8,031,300	15
IRRIGATED ACRES HARV.	2/	
YIELD - BU./ACRE	2/	
PROD. - BU.	2/	
NON-IRRIGATED ACRES HARV.	2/	
YIELD - BU./ACRE	2/	
PROD. - BU.	2/	
ACRES HARV. FOR SILAGE	1,500	19
YIELD - TONS/ACRE	16.2	6
PROD. - TONS	24,300	10
FARM VALUE	\$349,300	11

SUNFLOWERS 2001

ACRES PLANTED	1,200	48
ACRES HARVESTED	1,200	48
YIELD - LB./ACRE	953	40
PROD. - LB.	1,143,200	49
FARM VALUE	\$90,100	49

SOYBEANS 2001

ACRES PLANTED	35,300	35
ACRES HARVESTED	34,300	34
YIELD - BU./ACRE	24	81
PROD. - BU.	830,100	42
FARM VALUE	\$3,435,000	42
IRRIGATED ACRES HARV.	2/	
YIELD - BU./ACRE	2/	
PROD. - BU.	2/	
NON-IRRIGATED ACRES HARV.	2/	
YIELD - BU./ACRE	2/	
PROD. - BU.	2/	

ALFALFA HAY 2001

ACRES HARVESTED	21,100	7
YIELD - TONS/ACRE	3.1	81
PROD. - TONS	66,400	18
FARM VALUE	\$6,777,000	13

ALL OTHER HAY 2001

ACRES HARVESTED	39,700	23
YIELD - TONS/ACRE	1.5	63
PROD. - TONS	59,600	21
FARM VALUE	\$3,841,000	25

ALL HAY 2001

ACRES HARVESTED	60,800	6
YIELD - TONS/ACRE	2.1	65
PROD. - TONS	126,000	9
FARM VALUE	\$10,618,000	12
PASTURE ACREAGE-1997 CENSUS OF AG	235,000	20

LIVESTOCK INVENTORIES 4/

ALL CATTLE, JAN. 1, 2002	73,200	18
COWS THAT HAVE CALVED	18,550	29
BEEF	16,300	25
MILK	2,250	5
OTHER CATTLE	54,650	23
CATTLE ON FEED-JAN. 1, 2002	4,200	19
CALVES BORN - 2001	18,200	24

INVENTORY VALUES 4/

CATTLE AND CALVES-JAN. 1, 2002	\$46,850,000	18
--------------------------------	--------------	----

PRODUCTION 1/

MILK-2001-1,000 LBS.	40,600	5
FARM VALUE	\$5,886,000	5

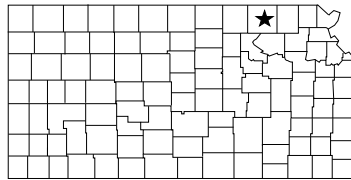
1/ DUE TO THE STATE BUDGET DIFFICULTIES HOGS, SHEEP, AND POULTRY VALUE OF PRODUCTION ARE NOT AVAILABLE AT COUNTY LEVEL.

2/ DATA NOT PUBLISHED FOR ALL PRACTICES BECAUSE OF INSUFFICIENT REPORTS OR RELATIVE UNIMPORTANCE OF SOME PRACTICES.

4/ DUE TO THE STATE BUDGET DIFFICULTIES HOGS, SHEEP, AND POULTRY INVENTORIES AND INVENTORY VALUE ARE NOT AVAILABLE AT COUNTY LEVEL.

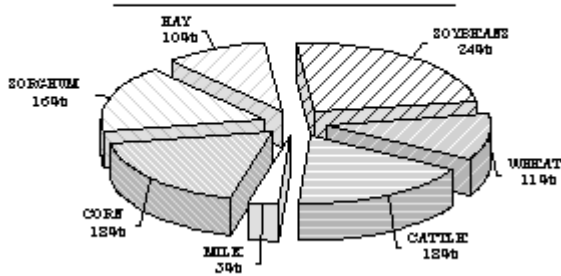
09/02 115

FARM FACTS 2001-2002



RANK IN
STATE

VALUE OF PRODUCTION 1/ MARSHALL COUNTY



SORGHUM 2001

ACRES PLANTED	65,300	22
ACRES HARV. FOR GRAIN	63,600	21
YIELD - BU./ACRE	95	2
PROD. - BU.	6,013,800	3
FARM VALUE	\$11,121,500	3
IRRIGATED ACRES HARV.	2/	
YIELD - BU./ACRE	2/	
PROD. - BU.	2/	
NON-IRRIGATED ACRES HARV.	63,600	14
YIELD - BU./ACRE	95	2
PROD. - BU.	6,013,800	2
ACRES HARV. FOR SILAGE	2/	
YIELD - TONS/ACRE	2/	
PROD. - TONS	2/	
FARM VALUE	2/	

SUNFLOWERS 2001

ACRES PLANTED	2/	
ACRES HARVESTED	2/	
YIELD - LB./ACRE	2/	
PROD. - LB.	2/	
FARM VALUE	2/	

SOYBEANS 2001

ACRES PLANTED	119,200	1
ACRES HARVESTED	117,400	1
YIELD - BU./ACRE	34	39
PROD. - BU.	4,046,800	2
FARM VALUE	\$16,989,000	2
IRRIGATED ACRES HARV.	2/	
YIELD - BU./ACRE	2/	
PROD. - BU.	2/	
NON-IRRIGATED ACRES HARV.	2/	
YIELD - BU./ACRE	2/	
PROD. - BU.	2/	

RANK IN
STATE

POPULATION-2000-U.S. CENSUS EST.	10,965	38
NO. OF FARMS 2001	990	11
LAND IN FARMS 2001-ACRES	574,000	22
ACRES HARVESTED 2001	331,800	8
VALUE OF CROPS HARV. 2001	\$55,188,800	8
VALUE OF CATTLE & MILK PROD. 2001	\$14,524,000	64
PRECIPITATION JAN.-DEC. 2001-IN.	38.37	19
PRECIPITATION LONGTIME AVERAGE-IN.	31.04	43

ALFALFA HAY 2001

ACRES HARVESTED	11,400	25
YIELD - TONS/ACRE	3.9	53
PROD. - TONS	44,000	27
FARM VALUE	\$4,893,000	24

ALL OTHER HAY 2001

ACRES HARVESTED	21,400	43
YIELD - TONS/ACRE	1.8	42
PROD. - TONS	38,500	41
FARM VALUE	\$2,273,000	44

ALL HAY 2001

ACRES HARVESTED	32,800	44
YIELD - TONS/ACRE	2.5	47
PROD. - TONS	82,500	35
FARM VALUE	\$7,166,000	25
PASTURE ACREAGE-1997 CENSUS OF AG	169,000	41

LIVESTOCK INVENTORIES 4/

ALL CATTLE, JAN. 1, 2002	43,800	54
COWS THAT HAVE CALVED	17,400	35
BEEF	16,600	24
MILK	800	16
OTHER CATTLE	26,400	56
CATTLE ON FEED-JAN. 1, 2002	3/	
CALVES BORN - 2001	16,900	32

INVENTORY VALUES 4/

CATTLE AND CALVES-JAN. 1, 2002	\$28,030,000	54
--------------------------------	--------------	----

PRODUCTION 1/

MILK-2001-1,000 LBS.	14,600	15
FARM VALUE	\$2,117,000	15

1/ DUE TO THE STATE BUDGET DIFFICULTIES HOGS, SHEEP, AND POULTRY VALUE OF PRODUCTION ARE NOT AVAILABLE AT COUNTY LEVEL.

2/ DATA NOT PUBLISHED FOR ALL PRACTICES BECAUSE OF INSUFFICIENT REPORTS OR RELATIVE UNIMPORTANCE OF SOME PRACTICES.

3/ DATA NOT PUBLISHED TO AVOID DISCLOSURE OF INDIVIDUAL REPORTS.

4/ DUE TO THE STATE BUDGET DIFFICULTIES HOGS, SHEEP, AND POULTRY INVENTORIES AND INVENTORY VALUE ARE NOT AVAILABLE AT COUNTY LEVEL.

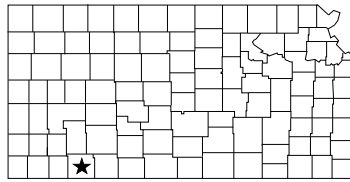
WHEAT 2001

ACRES SEEDING IN 2000	78,500	64
ACRES HARVESTED IN 2001	62,500	63
YIELD-BU./ACRE	43	40
PROD-BU.	2,672,000	62
FARM VALUE	\$7,350,000	62
IRRIGATED ACRES HARV.	2/	
YIELD - BU./ACRE	2/	
PROD. - BU.	2/	
CONT. CROP DRYLAND ACRES HARV.	62,500	27
YIELD - BU./ACRE	43	34
PROD. - BU.	2,672,000	27
SUMMER FALLOW ACRES HARV.	2/	
YIELD - BU./ACRE	2/	
PROD. - BU.	2/	

CORN 2001

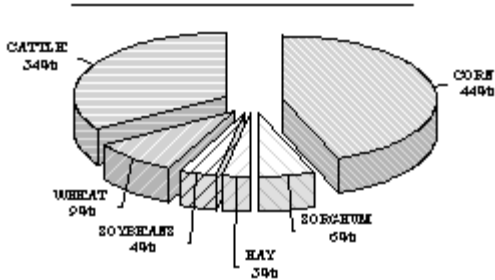
ACRES PLANTED	53,200	23
ACRES HARV. FOR GRAIN	45,800	22
YIELD - BU./ACRE	118	38
PROD. - BU.	5,386,000	23
FARM VALUE	\$10,090,800	24
IRRIGATED ACRES HARV.	2/	
YIELD - BU./ACRE	2/	
PROD. - BU.	2/	
NON-IRRIGATED ACRES HARV.	2/	
YIELD - BU./ACRE	2/	
PROD. - BU.	2/	
ACRES HARV. FOR SILAGE	7,100	10
YIELD - TONS/ACRE	19.4	4
PROD. - TONS	137,900	5
FARM VALUE	\$2,141,300	6

FARM FACTS 2001-2002



RANK IN
STATE

VALUE OF PRODUCTION 1/ MEADE COUNTY



**

RANK IN
STATE

POPULATION-2000-U.S. CENSUS EST.	4,631	73
NO. OF FARMS 2001	420	76
LAND IN FARMS 2001-ACRES	602,000	16
ACRES HARVESTED 2001	181,410	61
VALUE OF CROPS HARV. 2001	\$43,894,800	25
VALUE OF CATTLE & MILK PROD. 2001	\$22,641,900	38
PRECIPITATION JAN.-DEC. 2001-IN.	24.63	67
PRECIPITATION LONGTIME AVERAGE-IN.	21.69	80

WHEAT 2001

ACRES SEEDING IN 2000	89,000	61
ACRES HARVESTED IN 2001	54,200	67
YIELD-BU./ACRE	40	59
PROD.-BU.	2,186,000	65
FARM VALUE	\$5,925,000	65
IRRIGATED ACRES HARV.	14,400	11
YIELD - BU./ACRE	55	11
PROD. - BU.	791,900	10
CONT. CROP DRYLAND ACRES HARV.	13,800	68
YIELD - BU./ACRE	31	91
PROD. - BU.	427,800	75
SUMMER FALLOW ACRES HARV.	26,000	41
YIELD - BU./ACRE	37	35
PROD. - BU.	966,300	42

CORN 2001

ACRES PLANTED	76,500	11
ACRES HARV. FOR GRAIN	70,200	11
YIELD - BU./ACRE	181	1
PROD. - BU.	12,672,000	7
FARM VALUE	\$28,209,000	6
IRRIGATED ACRES HARV.	2/	
YIELD - BU./ACRE	2/	
PROD. - BU.	2/	
NON-IRRIGATED ACRES HARV.	2/	
YIELD - BU./ACRE	2/	
PROD. - BU.	2/	
ACRES HARV. FOR SILAGE	4,300	21
YIELD - TONS/ACRE	15.3	14
PROD. - TONS	66,000	19
FARM VALUE	\$1,233,900	15

SORGHUM 2001

ACRES PLANTED	36,100	49
ACRES HARV. FOR GRAIN	35,400	46
YIELD - BU./ACRE	59	68
PROD. - BU.	2,075,900	49
FARM VALUE	\$3,922,000	49
IRRIGATED ACRES HARV.	8,500	2
YIELD - BU./ACRE	111	4
PROD. - BU.	946,100	2
NON-IRRIGATED ACRES HARV.	26,900	35
YIELD - BU./ACRE	42	66
PROD. - BU.	1,129,800	43
ACRES HARV. FOR SILAGE	2/	
YIELD - TONS/ACRE	2/	
PROD. - TONS	2/	
FARM VALUE	2/	

SUNFLOWERS 2001

ACRES PLANTED	2/	
ACRES HARVESTED	2/	
YIELD - LB./ACRE	2/	
PROD. - LB.	2/	
FARM VALUE	2/	

SOYBEANS 2001

ACRES PLANTED	10,200	67
ACRES HARVESTED	9,900	67
YIELD - BU./ACRE	59	1
PROD. - BU.	583,300	57
FARM VALUE	\$2,350,000	57
IRRIGATED ACRES HARV.	8,900	16
YIELD - BU./ACRE	64	1
PROD. - BU.	570,500	14
NON-IRRIGATED ACRES HARV.	1,000	44
YIELD - BU./ACRE	13	38
PROD. - BU.	12,800	44

ALFALFA HAY 2001

ACRES HARVESTED	4,600	69
YIELD - TONS/ACRE	4.2	41
PROD. - TONS	19,500	62
FARM VALUE	\$1,995,000	59

ALL OTHER HAY 2001

ACRES HARVESTED	2,500	103
YIELD - TONS/ACRE	1.0	98
PROD. - TONS	2,600	103
FARM VALUE	\$163,000	103

ALL HAY 2001

ACRES HARVESTED	7,100	100
YIELD - TONS/ACRE	3.1	29
PROD. - TONS	22,100	99
FARM VALUE	\$2,158,000	94
PASTURE ACREAGE-1997 CENSUS OF AG	214,000	24

LIVESTOCK INVENTORIES 4/

ALL CATTLE, JAN. 1, 2002	63,100	30
COWS THAT HAVE CALVED	11,300	76
BEEF	11,300	42
OTHER CATTLE	51,800	25
CATTLE ON FEED-JAN. 1, 2002	3/	
CALVES BORN - 2001	10,600	74

INVENTORY VALUES 4/

CATTLE AND CALVES-JAN. 1, 2002	\$40,385,000	30
--------------------------------	--------------	----

1/ DUE TO THE STATE BUDGET DIFFICULTIES HOGS, SHEEP, AND POULTRY VALUE OF PRODUCTION ARE NOT AVAILABLE AT COUNTY LEVEL.

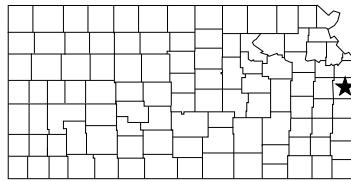
2/ DATA NOT PUBLISHED FOR ALL PRACTICES BECAUSE OF INSUFFICIENT REPORTS OR RELATIVE UNIMPORTANCE OF SOME PRACTICES.

3/ DATA NOT PUBLISHED TO AVOID DISCLOSURE OF INDIVIDUAL REPORTS.

4/ DUE TO THE STATE BUDGET DIFFICULTIES HOGS, SHEEP, AND POULTRY INVENTORIES AND INVENTORY VALUE ARE NOT AVAILABLE AT COUNTY LEVEL.

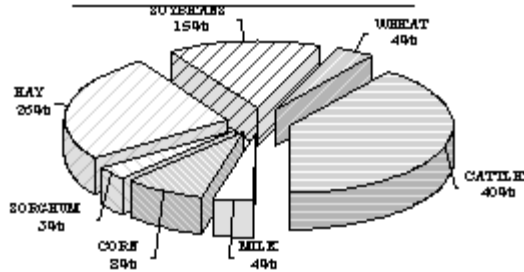
09/02 119

FARM FACTS 2001-2002



RANK IN
STATE

VALUE OF PRODUCTION 1/ MIAMI COUNTY



SORGHUM 2001

ACRES PLANTED	6,300	91
ACRES HARV. FOR GRAIN	6,000	91
YIELD - BU./ACRE	82	12
PROD. - BU.	489,900	88
FARM VALUE	\$852,100	88
IRRIGATED ACRES HARV.	2/	
YIELD - BU./ACRE	2/	
PROD. - BU.	2/	
NON-IRRIGATED ACRES HARV.	6,000	65
YIELD - BU./ACRE	82	11
PROD. - BU.	489,900	61
ACRES HARV. FOR SILAGE	2/	
YIELD - TONS/ACRE	2/	
PROD. - TONS	2/	
FARM VALUE	2/	

SUNFLOWERS 2001

ACRES PLANTED	2/	
ACRES HARVESTED	2/	
YIELD - LB./ACRE	2/	
PROD. - LB.	2/	
FARM VALUE	2/	

SOYBEANS 2001

ACRES PLANTED	40,000	28
ACRES HARVESTED	39,400	26
YIELD - BU./ACRE	31	54
PROD. - BU.	1,224,000	25
FARM VALUE	\$5,078,000	25
IRRIGATED ACRES HARV.	2/	
YIELD - BU./ACRE	2/	
PROD. - BU.	2/	
NON-IRRIGATED ACRES HARV.	2/	
YIELD - BU./ACRE	2/	
PROD. - BU.	2/	

RANK IN
STATE

ALFALFA HAY 2001

ACRES HARVESTED	2,100	90
YIELD - TONS/ACRE	2.2	103
PROD. - TONS	4,600	96
FARM VALUE	\$472,000	95

ALL OTHER HAY 2001

ACRES HARVESTED	57,100	4
YIELD - TONS/ACRE	2.1	19
PROD. - TONS	118,800	2
FARM VALUE	\$8,689,000	2

ALL HAY 2001

ACRES HARVESTED	59,200	7
YIELD - TONS/ACRE	2.1	65
PROD. - TONS	123,400	11
FARM VALUE	\$9,161,000	15
PASTURE ACREAGE-1997 CENSUS OF AG	124,000	73

LIVESTOCK INVENTORIES 4/

ALL CATTLE, JAN. 1, 2002	46,300	51
COWS THAT HAVE CALVED	19,850	22
BEEF	19,300	15
MILK	550	21
OTHER CATTLE	26,450	55
CATTLE ON FEED-JAN. 1, 2002	3/	
CALVES BORN - 2001	18,600	23

INVENTORY VALUES 4/

CATTLE AND CALVES-JAN. 1, 2002	\$29,630,000	51
--------------------------------	--------------	----

PRODUCTION 1/

MILK-2001-1,000 LBS.	8,900	21
FARM VALUE	\$1,291,000	21

1/ DUE TO THE STATE BUDGET DIFFICULTIES HOGS, SHEEP, AND POULTRY VALUE OF PRODUCTION ARE NOT AVAILABLE AT COUNTY LEVEL.

2/ DATA NOT PUBLISHED FOR ALL PRACTICES BECAUSE OF INSUFFICIENT REPORTS OR RELATIVE UNIMPORTANCE OF SOME PRACTICES.

3/ DATA NOT PUBLISHED TO AVOID DISCLOSURE OF INDIVIDUAL REPORTS.

4/ DUE TO THE STATE BUDGET DIFFICULTIES HOGS, SHEEP, AND POULTRY INVENTORIES AND INVENTORY VALUE ARE NOT AVAILABLE AT COUNTY LEVEL.

09/02 121

POPULATION-2000-U.S. CENSUS EST.	28,351	19
NO. OF FARMS 2001	1,220	4
LAND IN FARMS 2001-ACRES	286,000	91
ACRES HARVESTED 2001	130,600	87
VALUE OF CROPS HARV. 2001	\$19,400,000	79
VALUE OF CATTLE & MILK PROD. 2001	\$15,401,100	56
PRECIPITATION JAN.-DEC. 2001-IN.	35.05	26
PRECIPITATION LONGTIME AVERAGE-IN.	40.80	7

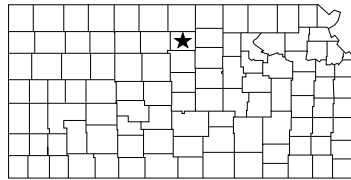
WHEAT 2001

ACRES SEEDED IN 2000	10,000	91
ACRES HARVESTED IN 2001	9,000	92
YIELD-BU./ACRE	55	2
PROD-BU.	491,000	90
FARM VALUE	\$1,315,000	91
IRRIGATED ACRES HARV.	2/	
YIELD - BU./ACRE	2/	
PROD. - BU.	2/	
CONT. CROP DRYLAND ACRES HARV.	9,000	82
YIELD - BU./ACRE	55	2
PROD. - BU.	491,000	68
SUMMER FALLOW ACRES HARV.	2/	
YIELD - BU./ACRE	2/	
PROD. - BU.	2/	

CORN 2001

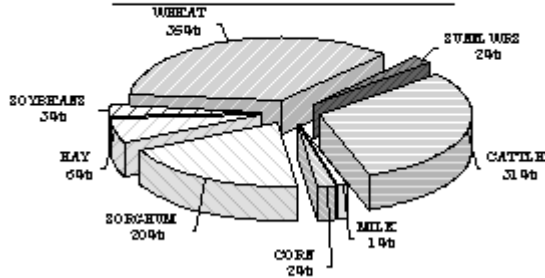
ACRES PLANTED	16,200	64
ACRES HARV. FOR GRAIN	15,400	62
YIELD - BU./ACRE	99	58
PROD. - BU.	1,521,000	59
FARM VALUE	\$2,742,400	65
IRRIGATED ACRES HARV.	2/	
YIELD - BU./ACRE	2/	
PROD. - BU.	2/	
NON-IRRIGATED ACRES HARV.	2/	
YIELD - BU./ACRE	2/	
PROD. - BU.	2/	
ACRES HARV. FOR SILAGE	2/	
YIELD - TONS/ACRE	2/	
PROD. - TONS	2/	
FARM VALUE	2/	

FARM FACTS 2001-2002



RANK IN
STATE

VALUE OF PRODUCTION 1/ MITCHELL COUNTY



RANK IN
STATE

POPULATION-2000-U.S. CENSUS EST.	6,932	56
NO. OF FARMS 2001	500	56
LAND IN FARMS 2001-ACRES	485,000	43
ACRES HARVESTED 2001	293,200	14
VALUE OF CROPS HARV. 2001	\$34,780,300	37
VALUE OF CATTLE & MILK PROD. 2001	\$16,385,100	51
PRECIPITATION JAN.-DEC. 2001-IN.	27.84	54
PRECIPITATION LONGTIME AVERAGE-IN.	26.68	58

WHEAT 2001

ACRES SEEDING IN 2000	191,000	8
ACRES HARVESTED IN 2001	163,600	9
YIELD-BU./ACRE	39	67
PROD.-BU.	6,412,000	9
FARM VALUE	\$17,700,000	11
IRRIGATED ACRES HARV.	2/	
YIELD - BU./ACRE	2/	
PROD. - BU.	2/	
CONT. CROP DRYLAND ACRES HARV.	144,000	7
YIELD - BU./ACRE	39	51
PROD. - BU.	5,570,300	9
SUMMER FALLOW ACRES HARV.	19,600	47
YIELD - BU./ACRE	43	14
PROD. - BU.	841,700	45

CORN 2001

ACRES PLANTED	8,800	84
ACRES HARV. FOR GRAIN	5,200	91
YIELD - BU./ACRE	81	86
PROD. - BU.	419,000	90
FARM VALUE	\$789,200	90
IRRIGATED ACRES HARV.	2/	
YIELD - BU./ACRE	2/	
PROD. - BU.	2/	
NON-IRRIGATED ACRES HARV.	2/	
YIELD - BU./ACRE	2/	
PROD. - BU.	2/	
ACRES HARV. FOR SILAGE	3,600	29
YIELD - TONS/ACRE	8.3	61
PROD. - TONS	29,700	38
FARM VALUE	\$470,300	38

SORGHUM 2001

ACRES PLANTED	79,200	11
ACRES HARV. FOR GRAIN	77,500	10
YIELD - BU./ACRE	72	38
PROD. - BU.	5,549,500	6
FARM VALUE	\$10,151,800	6
IRRIGATED ACRES HARV.	2/	
YIELD - BU./ACRE	2/	
PROD. - BU.	2/	
NON-IRRIGATED ACRES HARV.	2/	
YIELD - BU./ACRE	2/	
PROD. - BU.	2/	
ACRES HARV. FOR SILAGE	1,200	23
YIELD - TONS/ACRE	8.4	26
PROD. - TONS	10,100	28
FARM VALUE	\$143,100	30

SUNFLOWERS 2001

ACRES PLANTED	12,200	4
ACRES HARVESTED	12,100	3
YIELD - LB./ACRE	904	42
PROD. - LB.	10,937,300	9
FARM VALUE	\$857,300	11

SOYBEANS 2001

ACRES PLANTED	12,400	64
ACRES HARVESTED	12,100	64
YIELD - BU./ACRE	28	67
PROD. - BU.	340,100	66
FARM VALUE	\$1,380,000	66
IRRIGATED ACRES HARV.	2/	
YIELD - BU./ACRE	2/	
PROD. - BU.	2/	
NON-IRRIGATED ACRES HARV.	2/	
YIELD - BU./ACRE	2/	
PROD. - BU.	2/	

ALFALFA HAY 2001

ACRES HARVESTED	7,300	47
YIELD - TONS/ACRE	3.8	56
PROD. - TONS	27,600	47
FARM VALUE	\$2,109,000	56

ALL OTHER HAY 2001

ACRES HARVESTED	10,200	73
YIELD - TONS/ACRE	2.0	25
PROD. - TONS	20,700	66
FARM VALUE	\$1,146,500	69

ALL HAY 2001

ACRES HARVESTED	17,500	75
YIELD - TONS/ACRE	2.8	38
PROD. - TONS	48,300	73
FARM VALUE	\$3,255,500	79
PASTURE ACREAGE-1997 CENSUS OF AG	120,000	75

LIVESTOCK INVENTORIES 4/

ALL CATTLE, JAN. 1, 2002	42,500	57
COWS THAT HAVE CALVED	12,100	67
BEEF	3/	
MILK	3/	
OTHER CATTLE	30,400	48
CATTLE ON FEED-JAN. 1, 2002	3/	
CALVES BORN - 2001	11,600	64

INVENTORY VALUES 4/

CATTLE AND CALVES-JAN. 1, 2002	\$27,200,000	57
--------------------------------	--------------	----

PRODUCTION 1/

MILK-2001-1,000 LBS.	3/
FARM VALUE	3/

1/ DUE TO THE STATE BUDGET DIFFICULTIES HOGS, SHEEP, AND POULTRY VALUE OF PRODUCTION ARE NOT AVAILABLE AT COUNTY LEVEL.

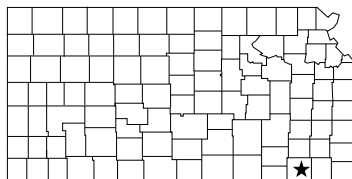
2/ DATA NOT PUBLISHED FOR ALL PRACTICES BECAUSE OF INSUFFICIENT REPORTS OR RELATIVE UNIMPORTANCE OF SOME PRACTICES.

3/ DATA NOT PUBLISHED TO AVOID DISCLOSURE OF INDIVIDUAL REPORTS.

4/ DUE TO THE STATE BUDGET DIFFICULTIES HOGS, SHEEP, AND POULTRY INVENTORIES AND INVENTORY VALUE ARE NOT AVAILABLE AT COUNTY LEVEL.

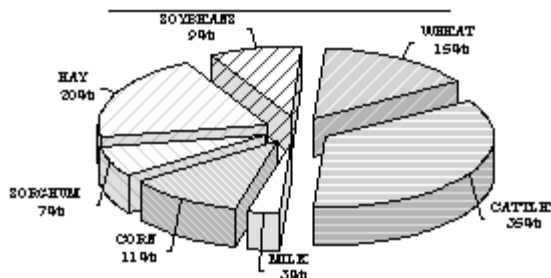
09/02 123

FARM FACTS 2001-2002



RANK IN
STATE

VALUE OF PRODUCTION 1/ MONTGOMERY COUNTY



SORGHUM 2001

ACRES PLANTED	15,000	78
ACRES HARV. FOR GRAIN	14,400	76
YIELD - BU./ACRE	66	50
PROD. - BU.	948,800	73
FARM VALUE	\$1,726,200	73
IRRIGATED ACRES HARV.	2/	
YIELD - BU./ACRE	2/	
PROD. - BU.	2/	
NON-IRRIGATED ACRES HARV.	14,400	51
YIELD - BU./ACRE	66	38
PROD. - BU.	948,800	47
ACRES HARV. FOR SILAGE	2/	
YIELD - TONS/ACRE	2/	
PROD. - TONS	2/	
FARM VALUE	2/	

SUNFLOWERS 2001

ACRES PLANTED	2/	
ACRES HARVESTED	2/	
YIELD - LB./ACRE	2/	
PROD. - LB.	2/	
FARM VALUE	2/	

SOYBEANS 2001

ACRES PLANTED	43,100	24
ACRES HARVESTED	40,000	24
YIELD - BU./ACRE	14	94
PROD. - BU.	550,700	59
FARM VALUE	\$2,318,000	58
IRRIGATED ACRES HARV.	2/	
YIELD - BU./ACRE	2/	
PROD. - BU.	2/	
NON-IRRIGATED ACRES HARV.	2/	
YIELD - BU./ACRE	2/	
PROD. - BU.	2/	

ALFALFA HAY 2001

ACRES HARVESTED	1,800	93
YIELD - TONS/ACRE	2.4	98
PROD. - TONS	4,300	98
FARM VALUE	\$457,000	97

ALL OTHER HAY 2001

ACRES HARVESTED	41,400	21
YIELD - TONS/ACRE	1.6	56
PROD. - TONS	66,200	16
FARM VALUE	\$4,840,500	13

ALL HAY 2001

ACRES HARVESTED	43,200	30
YIELD - TONS/ACRE	1.6	87
PROD. - TONS	70,500	54
FARM VALUE	\$5,297,500	52
PASTURE ACREAGE-1997 CENSUS OF AG	169,000	41

LIVESTOCK INVENTORIES 4/

ALL CATTLE, JAN. 1, 2002	33,400	75
COWS THAT HAVE CALVED	18,650	27
BEEF	18,400	17
MILK	250	39
OTHER CATTLE	14,750	88
CATTLE ON FEED-JAN. 1, 2002	3/	
CALVES BORN - 2001	17,900	27

INVENTORY VALUES 4/

CATTLE AND CALVES-JAN. 1, 2002	\$21,375,000	75
--------------------------------	--------------	----

PRODUCTION 1/

MILK-2001-1,000 LBS.	4,700	37
FARM VALUE	\$682,000	37

1/ DUE TO THE STATE BUDGET DIFFICULTIES HOGS, SHEEP, AND POULTRY VALUE OF PRODUCTION ARE NOT AVAILABLE AT COUNTY LEVEL.

2/ DATA NOT PUBLISHED FOR ALL PRACTICES BECAUSE OF INSUFFICIENT REPORTS OR RELATIVE UNIMPORTANCE OF SOME PRACTICES.

3/ DATA NOT PUBLISHED TO AVOID DISCLOSURE OF INDIVIDUAL REPORTS.

4/ DUE TO THE STATE BUDGET DIFFICULTIES HOGS, SHEEP, AND POULTRY INVENTORIES AND INVENTORY VALUE ARE NOT AVAILABLE AT COUNTY LEVEL.

09/02 125

		RANK IN STATE
POPULATION-2000-U.S. CENSUS EST.	36,252	14
NO. OF FARMS 2001	940	15
LAND IN FARMS 2001-ACRES	326,000	86
ACRES HARVESTED 2001	150,000	82
VALUE OF CROPS HARV. 2001	\$16,386,900	92
VALUE OF CATTLE & MILK PROD. 2001	\$9,905,800	89
PRECIPITATION JAN.-DEC. 2001-IN.	33.55	32
PRECIPITATION LONGTIME AVERAGE-IN.	40.67	8

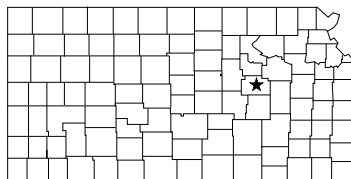
WHEAT 2001

ACRES SEEDING IN 2000	38,100	73
ACRES HARVESTED IN 2001	35,500	73
YIELD-BU./ACRE	41	52
PROD-BU.	1,457,000	75
FARM VALUE	\$4,005,000	75
IRRIGATED ACRES HARV.	2/	
YIELD - BU./ACRE	2/	
PROD. - BU.	2/	
CONT. CROP DRYLAND ACRES HARV.	35,500	39
YIELD - BU./ACRE	41	41
PROD. - BU.	1,457,000	37
SUMMER FALLOW ACRES HARV.	2/	
YIELD - BU./ACRE	2/	
PROD. - BU.	2/	

CORN 2001

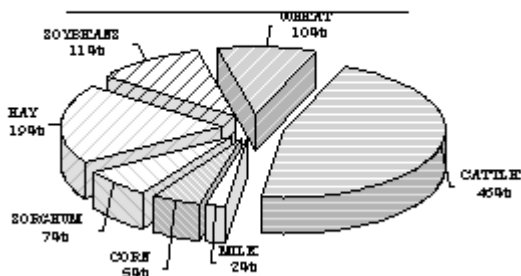
ACRES PLANTED	15,800	66
ACRES HARV. FOR GRAIN	15,700	61
YIELD - BU./ACRE	96	64
PROD. - BU.	1,507,000	61
FARM VALUE	\$2,929,700	59
IRRIGATED ACRES HARV.	2/	
YIELD - BU./ACRE	2/	
PROD. - BU.	2/	
NON-IRRIGATED ACRES HARV.	2/	
YIELD - BU./ACRE	2/	
PROD. - BU.	2/	
ACRES HARV. FOR SILAGE	2/	
YIELD - TONS/ACRE	2/	
PROD. - TONS	2/	
FARM VALUE	2/	

FARM FACTS 2001-2002



RANK IN
STATE

VALUE OF PRODUCTION 1/ MORRIS COUNTY



RANK IN
STATE

POPULATION-2000-U.S. CENSUS EST.	6,104	63
NO. OF FARMS 2001	490	63
LAND IN FARMS 2001-ACRES	406,000	67
ACRES HARVESTED 2001	145,700	84
VALUE OF CROPS HARV. 2001	\$18,154,700	87
VALUE OF CATTLE & MILK PROD. 2001	\$17,098,500	48
PRECIPITATION JAN.-DEC. 2001-IN.	31.89	36
PRECIPITATION LONGTIME AVERAGE-IN.	32.44	38

WHEAT 2001

ACRES SEEDED IN 2000	37,100	75
ACRES HARVESTED IN 2001	34,500	75
YIELD-BU./ACRE	38	74
PROD-BU.	1,299,000	77
FARM VALUE	\$3,480,000	77
IRRIGATED ACRES HARV.	2/	
YIELD - BU./ACRE	2/	
PROD. - BU.	2/	
CONT. CROP DRYLAND ACRES HARV.	34,500	41
YIELD - BU./ACRE	38	56
PROD. - BU.	1,299,000	41
SUMMER FALLOW ACRES HARV.	2/	
YIELD - BU./ACRE	2/	
PROD. - BU.	2/	

CORN 2001

ACRES PLANTED	10,200	79
ACRES HARV. FOR GRAIN	8,500	76
YIELD - BU./ACRE	84	82
PROD. - BU.	710,000	81
FARM VALUE	\$1,280,100	84
IRRIGATED ACRES HARV.	2/	
YIELD - BU./ACRE	2/	
PROD. - BU.	2/	
NON-IRRIGATED ACRES HARV.	2/	
YIELD - BU./ACRE	2/	
PROD. - BU.	2/	
ACRES HARV. FOR SILAGE	1,600	50
YIELD - TONS/ACRE	14.8	17
PROD. - TONS	23,600	44
FARM VALUE	\$352,000	45

SORGHUM 2001

ACRES PLANTED	22,000	64
ACRES HARV. FOR GRAIN	21,100	65
YIELD - BU./ACRE	62	57
PROD. - BU.	1,306,500	63
FARM VALUE	\$2,272,400	64
IRRIGATED ACRES HARV.	2/	
YIELD - BU./ACRE	2/	
PROD. - BU.	2/	
NON-IRRIGATED ACRES HARV.	21,100	41
YIELD - BU./ACRE	62	44
PROD. - BU.	1,306,500	39
ACRES HARV. FOR SILAGE	2/	
YIELD - TONS/ACRE	2/	
PROD. - TONS	2/	
FARM VALUE	2/	

SUNFLOWERS 2001

ACRES PLANTED	2/
ACRES HARVESTED	2/
YIELD - LB./ACRE	2/
PROD. - LB.	2/
FARM VALUE	2/

SOYBEANS 2001

ACRES PLANTED	31,800	39
ACRES HARVESTED	31,400	37
YIELD - BU./ACRE	29	63
PROD. - BU.	922,100	36
FARM VALUE	\$3,825,000	36
IRRIGATED ACRES HARV.	2/	
YIELD - BU./ACRE	2/	
PROD. - BU.	2/	
NON-IRRIGATED ACRES HARV.	2/	
YIELD - BU./ACRE	2/	
PROD. - BU.	2/	

ALFALFA HAY 2001

ACRES HARVESTED	10,700	29
YIELD - TONS/ACRE	3.3	73
PROD. - TONS	35,500	33
FARM VALUE	\$3,643,000	30

ALL OTHER HAY 2001

ACRES HARVESTED	35,600	27
YIELD - TONS/ACRE	1.2	85
PROD. - TONS	42,100	38
FARM VALUE	\$3,079,000	30

ALL HAY 2001

ACRES HARVESTED	46,300	24
YIELD - TONS/ACRE	1.7	80
PROD. - TONS	77,600	46
FARM VALUE	\$6,722,000	34
PASTURE ACREAGE-1997 CENSUS OF AG	241,000	18

LIVESTOCK INVENTORIES 4/

ALL CATTLE, JAN. 1, 2002	53,100	42
COWS THAT HAVE CALVED	17,200	39
BEEF	3/	
MILK	3/	
OTHER CATTLE	35,900	39
CATTLE ON FEED-JAN. 1, 2002	3/	
CALVES BORN - 2001	16,000	40

INVENTORY VALUES 4/

CATTLE AND CALVES-JAN. 1, 2002	\$33,985,000	42
--------------------------------	--------------	----

PRODUCTION 1/

MILK-2001-1,000 LBS.	3/
FARM VALUE	3/

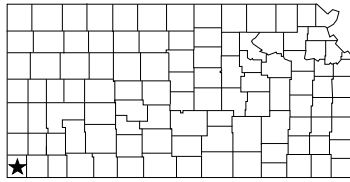
1/ DUE TO THE STATE BUDGET DIFFICULTIES HOGS, SHEEP, AND POULTRY VALUE OF PRODUCTION ARE NOT AVAILABLE AT COUNTY LEVEL.

2/ DATA NOT PUBLISHED FOR ALL PRACTICES BECAUSE OF INSUFFICIENT REPORTS OR RELATIVE UNIMPORTANCE OF SOME PRACTICES.

3/ DATA NOT PUBLISHED TO AVOID DISCLOSURE OF INDIVIDUAL REPORTS.

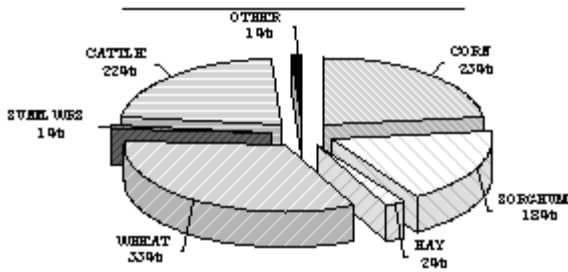
4/ DUE TO THE STATE BUDGET DIFFICULTIES HOGS, SHEEP, AND POULTRY INVENTORIES AND INVENTORY VALUE ARE NOT AVAILABLE AT COUNTY LEVEL.

FARM FACTS 2001-2002



RANK IN
STATE

VALUE OF PRODUCTION 1/ MORTON COUNTY



		RANK IN STATE
POPULATION-2000-U.S. CENSUS EST.	3,496	83
NO. OF FARMS 2001	230	104
LAND IN FARMS 2001-ACRES	432,000	61
ACRES HARVESTED 2001	157,440	78
VALUE OF CROPS HARV. 2001	\$20,557,700	76
VALUE OF CATTLE & MILK PROD. 2001	\$6,003,600	103
PRECIPITATION JAN.-DEC. 2001-IN.	18.53	91
PRECIPITATION LONGTIME AVERAGE-IN.	16.54	102

WHEAT 2001

ACRES SEEDED IN 2000	86,000	63
ACRES HARVESTED IN 2001	73,200	61
YIELD-BU./ACRE	44	30
PROD.-BU.	3,233,000	52
FARM VALUE	\$8,760,000	53
IRRIGATED ACRES HARV.	17,900	8
YIELD - BU./ACRE	50	26
PROD. - BU.	891,100	8
CONT. CROP DRYLAND ACRES HARV.	8,800	84
YIELD - BU./ACRE	35	70
PROD. - BU.	308,000	85
SUMMER FALLOW ACRES HARV.	46,500	32
YIELD - BU./ACRE	44	8
PROD. - BU.	2,033,900	27

CORN 2001

ACRES PLANTED	23,500	50
ACRES HARV. FOR GRAIN	17,200	57
YIELD - BU./ACRE	120	33
PROD. - BU.	2,058,000	52
FARM VALUE	\$4,581,300	49
IRRIGATED ACRES HARV.	13,000	27
YIELD - BU./ACRE	147	51
PROD. - BU.	1,905,000	27
NON-IRRIGATED ACRES HARV.	4,200	51
YIELD - BU./ACRE	36	56
PROD. - BU.	153,000	53
ACRES HARV. FOR SILAGE	2/	
YIELD - TONS/ACRE	2/	
PROD. - TONS	2/	
FARM VALUE	2/	

SORGHUM 2001

ACRES PLANTED	55,400	29
ACRES HARV. FOR GRAIN	54,500	29
YIELD - BU./ACRE	44	91
PROD. - BU.	2,424,300	44
FARM VALUE	\$4,580,200	44
IRRIGATED ACRES HARV.	4,800	12
YIELD - BU./ACRE	77	36
PROD. - BU.	371,300	17
NON-IRRIGATED ACRES HARV.	49,700	21
YIELD - BU./ACRE	41	68
PROD. - BU.	2,053,000	30
ACRES HARV. FOR SILAGE	2/	
YIELD - TONS/ACRE	2/	
PROD. - TONS	2/	
FARM VALUE	2/	

SUNFLOWERS 2001

ACRES PLANTED	2,000	43
ACRES HARVESTED	2,000	43
YIELD - LB./ACRE	1,819	3
PROD. - LB.	3,637,700	33
FARM VALUE	\$271,600	34

SOYBEANS 2001

ACRES PLANTED	800	94
ACRES HARVESTED	800	94
YIELD - BU./ACRE	43	15
PROD. - BU.	34,400	94
FARM VALUE	\$139,000	94
IRRIGATED ACRES HARV.	2/	
YIELD - BU./ACRE	2/	
PROD. - BU.	2/	
NON-IRRIGATED ACRES HARV.	2/	
YIELD - BU./ACRE	2/	
PROD. - BU.	2/	

ALFALFA HAY 2001

ACRES HARVESTED	300	104
YIELD - TONS/ACRE	7.0	6
PROD. - TONS	2,100	104
FARM VALUE	\$214,500	104

ALL OTHER HAY 2001

ACRES HARVESTED	4,000	98
YIELD - TONS/ACRE	1.3	80
PROD. - TONS	5,100	99
FARM VALUE	\$319,500	98

ALL HAY 2001

ACRES HARVESTED	4,300	105
YIELD - TONS/ACRE	1.7	80
PROD. - TONS	7,200	105
FARM VALUE	\$534,000	105
PASTURE ACREAGE-1997 CENSUS OF AG	161,000	46

LIVESTOCK INVENTORIES 4/

ALL CATTLE, JAN. 1, 2002	20,200	97
COWS THAT HAVE CALVED	8,750	88
BEEF	3/	
MILK	3/	
OTHER CATTLE	11,450	97
CATTLE ON FEED-JAN. 1, 2002	3/	
CALVES BORN - 2001	8,300	88

INVENTORY VALUES 4/

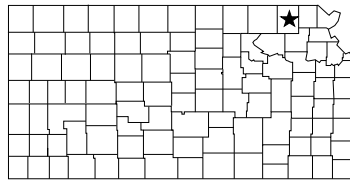
CATTLE AND CALVES-JAN. 1, 2002	\$12,930,000	97
--------------------------------	--------------	----

PRODUCTION 1/

MILK-2001-1,000 LBS.	3/	
FARM VALUE	3/	
1/ DUE TO THE STATE BUDGET DIFFICULTIES HOGS, SHEEP, AND POULTRY VALUE OF PRODUCTION ARE NOT AVAILABLE AT COUNTY LEVEL.		
2/ DATA NOT PUBLISHED FOR ALL PRACTICES BECAUSE OF INSUFFICIENT REPORTS OR RELATIVE UNIMPORTANCE OF SOME PRACTICES.		
3/ DATA NOT PUBLISHED TO AVOID DISCLOSURE OF INDIVIDUAL REPORTS.		
4/ DUE TO THE STATE BUDGET DIFFICULTIES HOGS, SHEEP, AND POULTRY INVENTORIES AND INVENTORY VALUE ARE NOT AVAILABLE AT COUNTY LEVEL.		

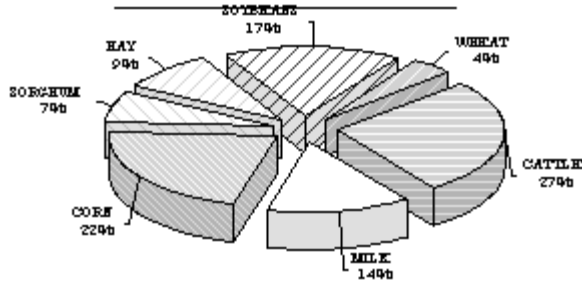
09/02 129

FARM FACTS 2001-2002



RANK IN
STATE

VALUE OF PRODUCTION 1/ NEMAHA COUNTY



RANK IN
STATE

POPULATION-2000-U.S. CENSUS EST.	10,717	41
NO. OF FARMS 2001	1,090	7
LAND IN FARMS 2001-ACRES	447,000	54
ACRES HARVESTED 2001	239,290	35
VALUE OF CROPS HARV. 2001	\$43,236,600	26
VALUE OF CATTLE & MILK PROD. 2001	\$30,029,300	22
PRECIPITATION JAN.-DEC. 2001-IN.	47.94	3
PRECIPITATION LONGTIME AVERAGE-IN.	34.89	30

WHEAT 2001

ACRES SEEDING IN 2000	27,700	79
ACRES HARVESTED IN 2001	24,800	79
YIELD-BU./ACRE	46	23
PROD-BU.	1,134,000	80
FARM VALUE	\$3,120,000	80
IRRIGATED ACRES HARV.	2/	
YIELD - BU./ACRE	2/	
PROD. - BU.	2/	
CONT. CROP DRYLAND ACRES HARV.	24,800	52
YIELD - BU./ACRE	46	21
PROD. - BU.	1,134,000	46
SUMMER FALLOW ACRES HARV.	2/	
YIELD - BU./ACRE	2/	
PROD. - BU.	2/	

CORN 2001

ACRES PLANTED	70,300	14
ACRES HARV. FOR GRAIN	56,600	18
YIELD - BU./ACRE	119	36
PROD. - BU.	6,708,000	20
FARM VALUE	\$12,567,600	20
IRRIGATED ACRES HARV.	2/	
YIELD - BU./ACRE	2/	
PROD. - BU.	2/	
NON-IRRIGATED ACRES HARV.	2/	
YIELD - BU./ACRE	2/	
PROD. - BU.	2/	
ACRES HARV. FOR SILAGE	13,600	1
YIELD - TONS/ACRE	15.6	11
PROD. - TONS	212,100	2
FARM VALUE	\$3,293,500	3

SORGHUM 2001

ACRES PLANTED	31,300	55
ACRES HARV. FOR GRAIN	30,800	51
YIELD - BU./ACRE	85	7
PROD. - BU.	2,614,700	41
FARM VALUE	\$4,835,500	40
IRRIGATED ACRES HARV.	2/	
YIELD - BU./ACRE	2/	
PROD. - BU.	2/	
NON-IRRIGATED ACRES HARV.	30,800	31
YIELD - BU./ACRE	85	7
PROD. - BU.	2,614,700	22
ACRES HARV. FOR SILAGE	2/	
YIELD - TONS/ACRE	2/	
PROD. - TONS	2/	
FARM VALUE	2/	

SUNFLOWERS 2001

ACRES PLANTED	2/
ACRES HARVESTED	2/
YIELD - LB./ACRE	2/
PROD. - LB.	2/
FARM VALUE	2/

SOYBEANS 2001

ACRES PLANTED	78,300	4
ACRES HARVESTED	77,100	4
YIELD - BU./ACRE	38	19
PROD. - BU.	2,939,300	4
FARM VALUE	\$12,340,000	4
IRRIGATED ACRES HARV.	2/	
YIELD - BU./ACRE	2/	
PROD. - BU.	2/	
NON-IRRIGATED ACRES HARV.	2/	
YIELD - BU./ACRE	2/	
PROD. - BU.	2/	

ALFALFA HAY 2001

ACRES HARVESTED	11,000	27
YIELD - TONS/ACRE	3.4	69
PROD. - TONS	36,900	31
FARM VALUE	\$4,103,500	28

ALL OTHER HAY 2001

ACRES HARVESTED	23,600	39
YIELD - TONS/ACRE	2.0	25
PROD. - TONS	47,300	34
FARM VALUE	\$2,793,000	35

ALL HAY 2001

ACRES HARVESTED	34,600	41
YIELD - TONS/ACRE	2.4	49
PROD. - TONS	84,200	33
FARM VALUE	\$6,896,500	32
PASTURE ACREAGE-1997 CENSUS OF AG	140,000	59

LIVESTOCK INVENTORIES 4/

ALL CATTLE, JAN. 1, 2002	60,200	34
COWS THAT HAVE CALVED	21,100	19
BEEF	17,100	23
MILK	4,000	2
OTHER CATTLE	39,100	34
CATTLE ON FEED-JAN. 1, 2002	2,000	21
CALVES BORN - 2001	20,500	18

INVENTORY VALUES 4/

CATTLE AND CALVES-JAN. 1, 2002	\$38,530,000	34
--------------------------------	--------------	----

PRODUCTION 1/

MILK-2001-1,000 LBS.	69,600	2
FARM VALUE	\$10,090,000	2

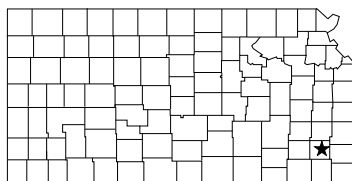
1/ DUE TO THE STATE BUDGET DIFFICULTIES HOGS, SHEEP, AND POULTRY VALUE OF PRODUCTION ARE NOT AVAILABLE AT COUNTY LEVEL.

2/ DATA NOT PUBLISHED FOR ALL PRACTICES BECAUSE OF INSUFFICIENT REPORTS OR RELATIVE UNIMPORTANCE OF SOME PRACTICES.

4/ DUE TO THE STATE BUDGET DIFFICULTIES HOGS, SHEEP, AND POULTRY INVENTORIES AND INVENTORY VALUE ARE NOT AVAILABLE AT COUNTY LEVEL.

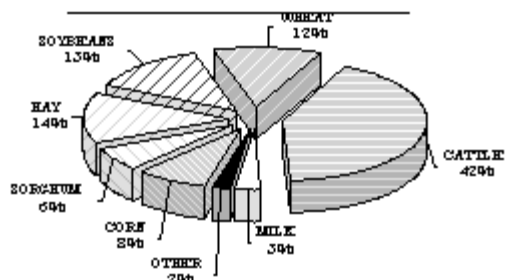
09/02 131

FARM FACTS 2001-2002



RANK IN
STATE

VALUE OF PRODUCTION 1/ NEOSHO COUNTY



RANK IN
STATE

POPULATION-2000-U.S. CENSUS EST.	16,997	31
NO. OF FARMS 2001	710	32
LAND IN FARMS 2001-ACRES	332,000	84
ACRES HARVESTED 2001	169,810	68
VALUE OF CROPS HARV. 2001	\$18,600,150	86
VALUE OF CATTLE & MILK PROD. 2001	\$15,670,500	55
PRECIPITATION JAN.-DEC. 2001-IN.	36.76	22
PRECIPITATION LONGTIME AVERAGE-IN.	41.90	2

WHEAT 2001

ACRES SEEDED IN 2000	37,200	74
ACRES HARVESTED IN 2001	35,300	74
YIELD-BU./ACRE	43	40
PROD-BU.	1,523,000	74
FARM VALUE	\$4,190,000	73
IRRIGATED ACRES HARV.	2/	
YIELD - BU./ACRE	2/	
PROD. - BU.	2/	
CONT. CROP DRYLAND ACRES HARV.	35,300	40
YIELD - BU./ACRE	43	34
PROD. - BU.	1,523,000	36
SUMMER FALLOW ACRES HARV.	2/	
YIELD - BU./ACRE	2/	
PROD. - BU.	2/	

CORN 2001

ACRES PLANTED	14,600	67
ACRES HARV. FOR GRAIN	14,200	63
YIELD - BU./ACRE	104	53
PROD. - BU.	1,472,000	62
FARM VALUE	\$2,861,600	62
IRRIGATED ACRES HARV.	2/	
YIELD - BU./ACRE	2/	
PROD. - BU.	2/	
NON-IRRIGATED ACRES HARV.	2/	
YIELD - BU./ACRE	2/	
PROD. - BU.	2/	
ACRES HARV. FOR SILAGE	2/	
YIELD - TONS/ACRE	2/	
PROD. - TONS	2/	
FARM VALUE	2/	

SORGHUM 2001

ACRES PLANTED	15,400	77
ACRES HARV. FOR GRAIN	15,100	75
YIELD - BU./ACRE	74	35
PROD. - BU.	1,118,500	69
FARM VALUE	\$2,034,900	69
IRRIGATED ACRES HARV.	2/	
YIELD - BU./ACRE	2/	
PROD. - BU.	2/	
NON-IRRIGATED ACRES HARV.	15,100	50
YIELD - BU./ACRE	74	29
PROD. - BU.	1,118,500	44
ACRES HARV. FOR SILAGE	2/	
YIELD - TONS/ACRE	2/	
PROD. - TONS	2/	
FARM VALUE	2/	

SUNFLOWERS 2001

ACRES PLANTED	2/	
ACRES HARVESTED	2/	
YIELD - LB./ACRE	2/	
PROD. - LB.	2/	
FARM VALUE	2/	

SOYBEANS 2001

ACRES PLANTED	55,900	18
ACRES HARVESTED	51,800	19
YIELD - BU./ACRE	20	87
PROD. - BU.	1,033,700	33
FARM VALUE	\$4,351,000	33
IRRIGATED ACRES HARV.	2/	
YIELD - BU./ACRE	2/	
PROD. - BU.	2/	
NON-IRRIGATED ACRES HARV.	2/	
YIELD - BU./ACRE	2/	
PROD. - BU.	2/	

ALFALFA HAY 2001

ACRES HARVESTED	1,400	96
YIELD - TONS/ACRE	2.9	91
PROD. - TONS	4,000	100
FARM VALUE	\$425,000	99

ALL OTHER HAY 2001

ACRES HARVESTED	50,100	9
YIELD - TONS/ACRE	1.2	85
PROD. - TONS	62,000	19
FARM VALUE	\$4,533,500	18

ALL HAY 2001

ACRES HARVESTED	51,500	17
YIELD - TONS/ACRE	1.3	96
PROD. - TONS	66,000	57
FARM VALUE	\$4,958,500	61
PASTURE ACREAGE-1997 CENSUS OF AG	142,000	58

LIVESTOCK INVENTORIES 4/

ALL CATTLE, JAN. 1, 2002	47,900	49
COWS THAT HAVE CALVED	19,750	23
BEEF	19,400	14
MILK	350	35
OTHER CATTLE	28,150	51
CATTLE ON FEED-JAN. 1, 2002	3/	
CALVES BORN - 2001	19,000	22

INVENTORY VALUES 4/

CATTLE AND CALVES-JAN. 1, 2002	\$30,655,000	49
--------------------------------	--------------	----

PRODUCTION 1/

MILK-2001-1,000 LBS.	7,800	25
FARM VALUE	\$1,131,000	25

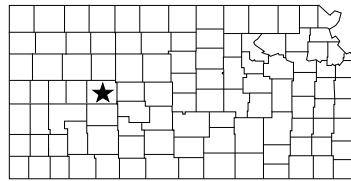
1/ DUE TO THE STATE BUDGET DIFFICULTIES HOGS, SHEEP, AND POULTRY VALUE OF PRODUCTION ARE NOT AVAILABLE AT COUNTY LEVEL.

2/ DATA NOT PUBLISHED FOR ALL PRACTICES BECAUSE OF INSUFFICIENT REPORTS OR RELATIVE UNIMPORTANCE OF SOME PRACTICES.

3/ DATA NOT PUBLISHED TO AVOID DISCLOSURE OF INDIVIDUAL REPORTS.

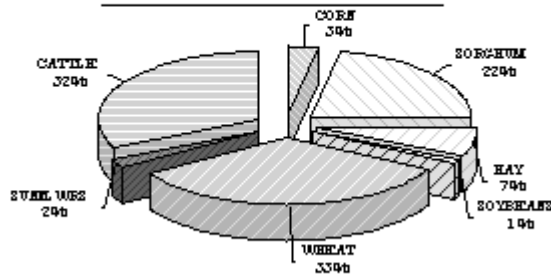
4/ DUE TO THE STATE BUDGET DIFFICULTIES HOGS, SHEEP, AND POULTRY INVENTORIES AND INVENTORY VALUE ARE NOT AVAILABLE AT COUNTY LEVEL.

FARM FACTS 2001-2002



RANK IN
STATE

VALUE OF PRODUCTION 1/ NESS COUNTY



RANK IN
STATE

POPULATION-2000-U.S. CENSUS EST.	3,454	85
NO. OF FARMS 2001	540	49
LAND IN FARMS 2001-ACRES	685,000	6
ACRES HARVESTED 2001	225,200	42
VALUE OF CROPS HARV. 2001	\$21,048,500	73
VALUE OF CATTLE & MILK PROD. 2001	\$9,993,100	88
PRECIPITATION JAN.-DEC. 2001-IN.	22.43	74
PRECIPITATION LONGTIME AVERAGE-IN.	20.99	84

WHEAT 2001

ACRES SEEDING IN 2000	163,000	14
ACRES HARVESTED IN 2001	125,700	19
YIELD-BU./ACRE	30	105
PROD-BU.	3,765,000	36
FARM VALUE	\$10,315,000	37
IRRIGATED ACRES HARV.	1,500	38
YIELD - BU./ACRE	51	24
PROD. - BU.	76,500	37
CONT. CROP DRYLAND ACRES HARV.	23,300	56
YIELD - BU./ACRE	29	101
PROD. - BU.	680,200	63
SUMMER FALLOW ACRES HARV.	100,900	5
YIELD - BU./ACRE	30	61
PROD. - BU.	3,008,300	8

CORN 2001

ACRES PLANTED	10,000	83
ACRES HARV. FOR GRAIN	7,400	81
YIELD - BU./ACRE	60	100
PROD. - BU.	447,000	89
FARM VALUE	\$954,500	89
IRRIGATED ACRES HARV.	1,900	52
YIELD - BU./ACRE	110	62
PROD. - BU.	209,000	56
NON-IRRIGATED ACRES HARV.	5,500	46
YIELD - BU./ACRE	43	48
PROD. - BU.	238,000	47
ACRES HARV. FOR SILAGE	2/	
YIELD - TONS/ACRE	2/	
PROD. - TONS	2/	
FARM VALUE	2/	

SORGHUM 2001

ACRES PLANTED	72,800	16
ACRES HARV. FOR GRAIN	67,500	17
YIELD - BU./ACRE	51	81
PROD. - BU.	3,426,200	27
FARM VALUE	\$6,336,100	26
IRRIGATED ACRES HARV.	2/	
YIELD - BU./ACRE	2/	
PROD. - BU.	2/	
NON-IRRIGATED ACRES HARV.	2/	
YIELD - BU./ACRE	2/	
PROD. - BU.	2/	
ACRES HARV. FOR SILAGE	3,100	4
YIELD - TONS/ACRE	8.2	27
PROD. - TONS	25,500	8
FARM VALUE	\$408,500	7

SUNFLOWERS 2001

ACRES PLANTED	3,900	31
ACRES HARVESTED	3,800	31
YIELD - LB./ACRE	1,507	11
PROD. - LB.	5,724,800	25
FARM VALUE	\$477,500	25

SOYBEANS 2001

ACRES PLANTED	4,600	83
ACRES HARVESTED	2,800	86
YIELD - BU./ACRE	31	54
PROD. - BU.	87,600	85
FARM VALUE	\$353,000	85
IRRIGATED ACRES HARV.	2/	
YIELD - BU./ACRE	2/	
PROD. - BU.	2/	
NON-IRRIGATED ACRES HARV.	2/	
YIELD - BU./ACRE	2/	
PROD. - BU.	2/	

ALFALFA HAY 2001

ACRES HARVESTED	2,400	89
YIELD - TONS/ACRE	4.1	45
PROD. - TONS	9,800	87
FARM VALUE	\$862,500	89

ALL OTHER HAY 2001

ACRES HARVESTED	11,800	68
YIELD - TONS/ACRE	2.0	25
PROD. - TONS	23,500	62
FARM VALUE	\$1,245,500	66

ALL HAY 2001

ACRES HARVESTED	14,200	87
YIELD - TONS/ACRE	2.3	53
PROD. - TONS	33,300	91
FARM VALUE	\$2,108,000	96
PASTURE ACREAGE-1997 CENSUS OF AG	240,000	19

LIVESTOCK INVENTORIES 4/

ALL CATTLE, JAN. 1, 2002	37,000	67
COWS THAT HAVE CALVED	17,450	34
BEEF	3/	
MILK	3/	
OTHER CATTLE	19,550	75
CATTLE ON FEED-JAN. 1, 2002	3/	
CALVES BORN - 2001	17,000	31

INVENTORY VALUES 4/

CATTLE AND CALVES-JAN. 1, 2002	\$23,680,000	67
--------------------------------	--------------	----

PRODUCTION 1/

MILK-2001-1,000 LBS.	3/	
FARM VALUE	3/	

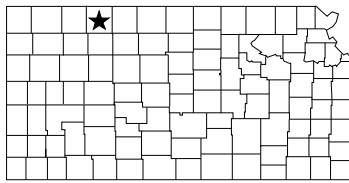
1/ DUE TO THE STATE BUDGET DIFFICULTIES HOGS, SHEEP, AND POULTRY VALUE OF PRODUCTION ARE NOT AVAILABLE AT COUNTY LEVEL.

2/ DATA NOT PUBLISHED FOR ALL PRACTICES BECAUSE OF INSUFFICIENT REPORTS OR RELATIVE UNIMPORTANCE OF SOME PRACTICES.

3/ DATA NOT PUBLISHED TO AVOID DISCLOSURE OF INDIVIDUAL REPORTS.

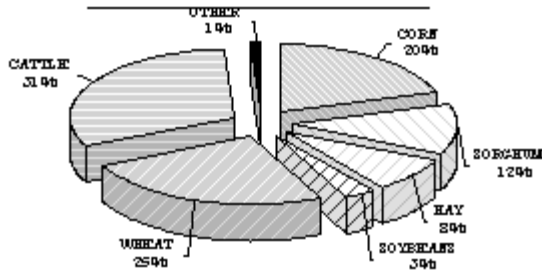
4/ DUE TO THE STATE BUDGET DIFFICULTIES HOGS, SHEEP, AND POULTRY INVENTORIES AND INVENTORY VALUE ARE NOT AVAILABLE AT COUNTY LEVEL.

FARM FACTS 2001-2002



RANK IN
STATE

VALUE OF PRODUCTION 1/ NORTON COUNTY



SORGHUM 2001

ACRES PLANTED	35,800	50
ACRES HARV. FOR GRAIN	35,300	47
YIELD - BU./ACRE	76	27
PROD. - BU.	2,695,300	37
FARM VALUE	\$4,822,800	41
IRRIGATED ACRES HARV.	2/	
YIELD - BU./ACRE	2/	
PROD. - BU.	2/	
NON-IRRIGATED ACRES HARV.	2/	
YIELD - BU./ACRE	2/	
PROD. - BU.	2/	
ACRES HARV. FOR SILAGE	2/	
YIELD - TONS/ACRE	2/	
PROD. - TONS	2/	
FARM VALUE	2/	

SUNFLOWERS 2001

ACRES PLANTED	2,600	37
ACRES HARVESTED	2,600	36
YIELD - LB./ACRE	1,128	27
PROD. - LB.	2,933,500	38
FARM VALUE	\$251,700	36

SOYBEANS 2001

ACRES PLANTED	7,400	73
ACRES HARVESTED	7,200	73
YIELD - BU./ACRE	43	15
PROD. - BU.	310,800	69
FARM VALUE	\$1,252,000	70
IRRIGATED ACRES HARV.	2/	
YIELD - BU./ACRE	2/	
PROD. - BU.	2/	
NON-IRRIGATED ACRES HARV.	2/	
YIELD - BU./ACRE	2/	
PROD. - BU.	2/	

ALFALFA HAY 2001

ACRES HARVESTED	8,200	38
YIELD - TONS/ACRE	3.6	62
PROD. - TONS	29,700	44
FARM VALUE	\$2,633,500	46

ALL OTHER HAY 2001

ACRES HARVESTED	7,200	83
YIELD - TONS/ACRE	1.8	42
PROD. - TONS	13,100	83
FARM VALUE	\$780,500	80

ALL HAY 2001

ACRES HARVESTED	15,400	80
YIELD - TONS/ACRE	2.8	38
PROD. - TONS	42,800	80
FARM VALUE	\$3,414,000	78
PASTURE ACREAGE-1997 CENSUS OF AG	206,000	26

LIVESTOCK INVENTORIES 4/

ALL CATTLE, JAN. 1, 2002	38,800	65
COWS THAT HAVE CALVED	17,400	35
BEEF	17,400	21
OTHER CATTLE	21,400	70
CATTLE ON FEED-JAN. 1, 2002	3/	
CALVES BORN - 2001	16,200	38

INVENTORY VALUES 4/

CATTLE AND CALVES-JAN. 1, 2002	\$24,830,000	65
--------------------------------	--------------	----

PRODUCTION 1/

MILK-2001-1,000 LBS.	3/	
FARM VALUE	3/	

1/ DUE TO THE STATE BUDGET DIFFICULTIES HOGS, SHEEP, AND POULTRY VALUE OF PRODUCTION ARE NOT AVAILABLE AT COUNTY LEVEL.

2/ DATA NOT PUBLISHED FOR ALL PRACTICES BECAUSE OF INSUFFICIENT REPORTS OR RELATIVE UNIMPORTANCE OF SOME PRACTICES.

3/ DATA NOT PUBLISHED TO AVOID DISCLOSURE OF INDIVIDUAL REPORTS.

4/ DUE TO THE STATE BUDGET DIFFICULTIES HOGS, SHEEP, AND POULTRY INVENTORIES AND INVENTORY VALUE ARE NOT AVAILABLE AT COUNTY LEVEL.

RANK IN
STATE

POPULATION-2000-U.S. CENSUS EST.	5,953	65
NO. OF FARMS 2001	410	78
LAND IN FARMS 2001-ACRES	477,000	46
ACRES HARVESTED 2001	212,250	48
VALUE OF CROPS HARV. 2001	\$29,069,800	46
VALUE OF CATTLE & MILK PROD. 2001	\$12,941,600	69
PRECIPITATION JAN.-DEC. 2001-IN.	23.39	72
PRECIPITATION LONGTIME AVERAGE-IN.	23.36	73

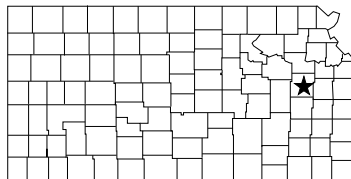
WHEAT 2001

ACRES SEEDING IN 2000	105,000	49
ACRES HARVESTED IN 2001	97,600	36
YIELD-BU./ACRE	40	59
PROD-BU.	3,909,000	31
FARM VALUE	\$10,635,000	34
IRRIGATED ACRES HARV.	400	43
YIELD - BU./ACRE	50	26
PROD. - BU.	20,000	43
CONT. CROP DRYLAND ACRES HARV.	31,900	43
YIELD - BU./ACRE	35	70
PROD. - BU.	1,127,100	47
SUMMER FALLOW ACRES HARV.	65,300	17
YIELD - BU./ACRE	42	16
PROD. - BU.	2,761,900	12

CORN 2001

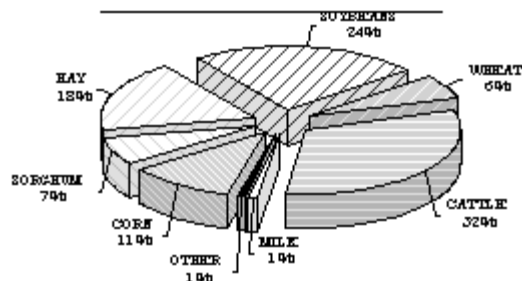
ACRES PLANTED	54,600	20
ACRES HARV. FOR GRAIN	51,600	19
YIELD - BU./ACRE	81	86
PROD. - BU.	4,166,000	30
FARM VALUE	\$8,266,700	30
IRRIGATED ACRES HARV.	4,300	41
YIELD - BU./ACRE	169	18
PROD. - BU.	726,000	41
NON-IRRIGATED ACRES HARV.	47,300	3
YIELD - BU./ACRE	73	17
PROD. - BU.	3,440,000	4
ACRES HARV. FOR SILAGE	2/	
YIELD - TONS/ACRE	2/	
PROD. - TONS	2/	
FARM VALUE	2/	

FARM FACTS 2001-2002



RANK IN
STATE

VALUE OF PRODUCTION 1/ OSAGE COUNTY



RANK IN
STATE

POPULATION-2000-U.S. CENSUS EST.	16,712	33
NO. OF FARMS 2001	890	18
LAND IN FARMS 2001-ACRES	353,000	77
ACRES HARVESTED 2001	176,180	63
VALUE OF CROPS HARV. 2001	\$21,049,400	72
VALUE OF CATTLE & MILK PROD. 2001	\$10,587,900	83
PRECIPITATION JAN.-DEC. 2001-IN.	28.72	45
PRECIPITATION LONGTIME AVERAGE-IN.	35.50	28

WHEAT 2001

ACRES SEEDED IN 2000	15,100	86
ACRES HARVESTED IN 2001	14,100	87
YIELD-BU./ACRE	51	9
PROD-BU.	717,000	87
FARM VALUE	\$1,920,000	87
IRRIGATED ACRES HARV.	2/	
YIELD - BU./ACRE	2/	
PROD. - BU.	2/	
CONT. CROP DRYLAND ACRES HARV.	14,100	67
YIELD - BU./ACRE	51	8
PROD. - BU.	717,000	61
SUMMER FALLOW ACRES HARV.	2/	
YIELD - BU./ACRE	2/	
PROD. - BU.	2/	

CORN 2001

ACRES PLANTED	22,300	54
ACRES HARV. FOR GRAIN	21,600	49
YIELD - BU./ACRE	84	82
PROD. - BU.	1,810,000	56
FARM VALUE	\$3,263,500	56
IRRIGATED ACRES HARV.	2/	
YIELD - BU./ACRE	2/	
PROD. - BU.	2/	
NON-IRRIGATED ACRES HARV.	2/	
YIELD - BU./ACRE	2/	
PROD. - BU.	2/	
ACRES HARV. FOR SILAGE	2/	
YIELD - TONS/ACRE	2/	
PROD. - TONS	2/	
FARM VALUE	2/	

SORGHUM 2001

ACRES PLANTED	18,400	73
ACRES HARV. FOR GRAIN	17,700	69
YIELD - BU./ACRE	73	37
PROD. - BU.	1,283,900	64
FARM VALUE	\$2,233,200	65
IRRIGATED ACRES HARV.	2/	
YIELD - BU./ACRE	2/	
PROD. - BU.	2/	
NON-IRRIGATED ACRES HARV.	17,700	46
YIELD - BU./ACRE	73	30
PROD. - BU.	1,283,900	40
ACRES HARV. FOR SILAGE	2/	
YIELD - TONS/ACRE	2/	
PROD. - TONS	2/	
FARM VALUE	2/	

SUNFLOWERS 2001

ACRES PLANTED	2/
ACRES HARVESTED	2/
YIELD - LB./ACRE	2/
PROD. - LB.	2/
FARM VALUE	2/

SOYBEANS 2001

ACRES PLANTED	63,400	14
ACRES HARVESTED	62,300	14
YIELD - BU./ACRE	30	58
PROD. - BU.	1,865,000	15
FARM VALUE	\$7,737,000	14
IRRIGATED ACRES HARV.	2/	
YIELD - BU./ACRE	2/	
PROD. - BU.	2/	
NON-IRRIGATED ACRES HARV.	2/	
YIELD - BU./ACRE	2/	
PROD. - BU.	2/	

ALFALFA HAY 2001

ACRES HARVESTED	5,000	61
YIELD - TONS/ACRE	2.3	100
PROD. - TONS	11,700	80
FARM VALUE	\$1,201,000	77

ALL OTHER HAY 2001

ACRES HARVESTED	53,900	5
YIELD - TONS/ACRE	1.1	94
PROD. - TONS	61,200	20
FARM VALUE	\$4,476,000	19

ALL HAY 2001

ACRES HARVESTED	58,900	8
YIELD - TONS/ACRE	1.2	101
PROD. - TONS	72,900	53
FARM VALUE	\$5,677,000	48
PASTURE ACREAGE-1997 CENSUS OF AG	157,000	48

LIVESTOCK INVENTORIES 4/

ALL CATTLE, JAN. 1, 2002	35,800	71
COWS THAT HAVE CALVED	11,850	70
BEEF	3/	
MILK	3/	
OTHER CATTLE	23,950	61
CATTLE ON FEED-JAN. 1, 2002	3/	
CALVES BORN - 2001	11,500	65

INVENTORY VALUES 4/

CATTLE AND CALVES-JAN. 1, 2002	\$22,910,000	71
--------------------------------	--------------	----

PRODUCTION 1/

MILK-2001-1,000 LBS.	3/
FARM VALUE	3/

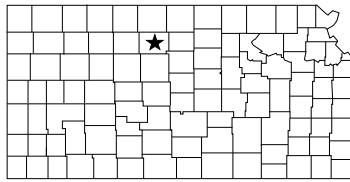
1/ DUE TO THE STATE BUDGET DIFFICULTIES HOGS, SHEEP, AND POULTRY VALUE OF PRODUCTION ARE NOT AVAILABLE AT COUNTY LEVEL.

2/ DATA NOT PUBLISHED FOR ALL PRACTICES BECAUSE OF INSUFFICIENT REPORTS OR RELATIVE UNIMPORTANCE OF SOME PRACTICES.

3/ DATA NOT PUBLISHED TO AVOID DISCLOSURE OF INDIVIDUAL REPORTS.

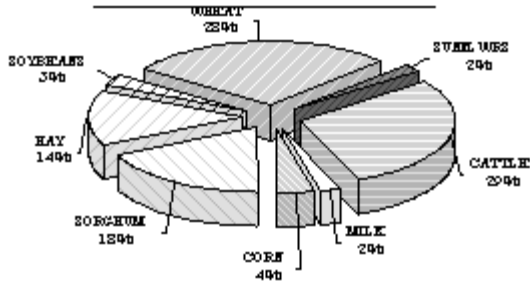
4/ DUE TO THE STATE BUDGET DIFFICULTIES HOGS, SHEEP, AND POULTRY INVENTORIES AND INVENTORY VALUE ARE NOT AVAILABLE AT COUNTY LEVEL.

FARM FACTS 2001-2002



RANK IN
STATE

VALUE OF PRODUCTION 1/ OSBORNE COUNTY



SORGHUM 2001

ACRES PLANTED	48,400	33
ACRES HARV. FOR GRAIN	46,600	33
YIELD - BU./ACRE	74	35
PROD. - BU.	3,463,500	24
FARM VALUE	\$6,335,900	27
IRRIGATED ACRES HARV.	2,000	29
YIELD - BU./ACRE	95	18
PROD. - BU.	189,000	28
NON-IRRIGATED ACRES HARV.	44,600	24
YIELD - BU./ACRE	73	30
PROD. - BU.	3,274,500	17
ACRES HARV. FOR SILAGE	1,300	21
YIELD - TONS/ACRE	12.7	15
PROD. - TONS	16,500	19
FARM VALUE	\$233,700	21

SUNFLOWERS 2001

ACRES PLANTED	7,700	14
ACRES HARVESTED	7,500	14
YIELD - LB./ACRE	964	39
PROD. - LB.	7,231,300	18
FARM VALUE	\$563,000	20

SOYBEANS 2001

ACRES PLANTED	7,200	74
ACRES HARVESTED	6,600	74
YIELD - BU./ACRE	38	19
PROD. - BU.	253,800	72
FARM VALUE	\$1,030,000	72
IRRIGATED ACRES HARV.	3,200	28
YIELD - BU./ACRE	55	14
PROD. - BU.	174,400	27
NON-IRRIGATED ACRES HARV.	3,400	28
YIELD - BU./ACRE	23	18
PROD. - BU.	79,400	27

ALFALFA HAY 2001

ACRES HARVESTED	7,600	44
YIELD - TONS/ACRE	4.7	27
PROD. - TONS	35,700	32
FARM VALUE	\$2,729,000	43

ALL OTHER HAY 2001

ACRES HARVESTED	20,500	45
YIELD - TONS/ACRE	2.2	16
PROD. - TONS	45,100	35
FARM VALUE	\$2,498,000	41

ALL HAY 2001

ACRES HARVESTED	28,100	52
YIELD - TONS/ACRE	2.9	36
PROD. - TONS	80,800	37
FARM VALUE	\$5,227,000	53
PASTURE ACREAGE-1997 CENSUS OF AG	223,000	22

LIVESTOCK INVENTORIES 4/

ALL CATTLE, JAN. 1, 2002	41,600	58
COWS THAT HAVE CALVED	19,150	24
BEEF	18,900	16
MILK	250	39
OTHER CATTLE	22,450	65
CATTLE ON FEED-JAN. 1, 2002	3/	
CALVES BORN - 2001	18,200	24

INVENTORY VALUES 4/

CATTLE AND CALVES-JAN. 1, 2002	\$26,625,000	58
--------------------------------	--------------	----

PRODUCTION 1/

MILK-2001-1,000 LBS.	3,800	39
FARM VALUE	\$551,000	39

1/ DUE TO THE STATE BUDGET DIFFICULTIES HOGS, SHEEP, AND POULTRY VALUE OF PRODUCTION ARE NOT AVAILABLE AT COUNTY LEVEL.

2/ DATA NOT PUBLISHED FOR ALL PRACTICES BECAUSE OF INSUFFICIENT REPORTS OR RELATIVE UNIMPORTANCE OF SOME PRACTICES.

3/ DATA NOT PUBLISHED TO AVOID DISCLOSURE OF INDIVIDUAL REPORTS.

4/ DUE TO THE STATE BUDGET DIFFICULTIES HOGS, SHEEP, AND POULTRY INVENTORIES AND INVENTORY VALUE ARE NOT AVAILABLE AT COUNTY LEVEL.

RANK IN
STATE

POPULATION-2000-U.S. CENSUS EST.	4,452	76
NO. OF FARMS 2001	500	56
LAND IN FARMS 2001-ACRES	555,000	23
ACRES HARVESTED 2001	206,380	50
VALUE OF CROPS HARV. 2001	\$25,008,400	58
VALUE OF CATTLE & MILK PROD. 2001	\$11,712,800	76
PRECIPITATION JAN.-DEC. 2001-IN.	28.57	46
PRECIPITATION LONGTIME AVERAGE-IN.	25.31	63

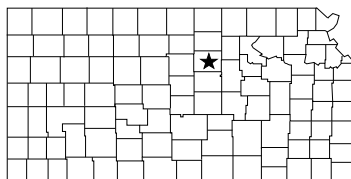
WHEAT 2001

ACRES SEEDING IN 2000	130,000	30
ACRES HARVESTED IN 2001	108,400	30
YIELD-BU./ACRE	34	95
PROD-BU.	3,682,000	40
FARM VALUE	\$10,165,000	39
IRRIGATED ACRES HARV.	2/	
YIELD - BU./ACRE	2/	
PROD. - BU.	2/	
CONT. CROP DRYLAND ACRES HARV.	75,000	26
YIELD - BU./ACRE	32	85
PROD. - BU.	2,433,200	29
SUMMER FALLOW ACRES HARV.	33,400	36
YIELD - BU./ACRE	37	35
PROD. - BU.	1,248,800	37

CORN 2001

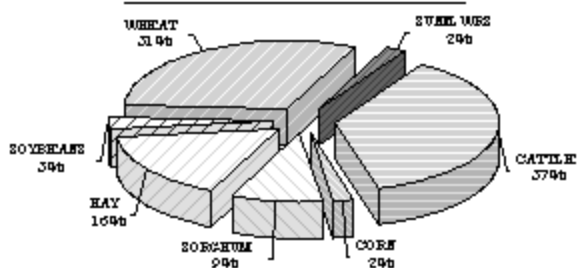
ACRES PLANTED	7,200	90
ACRES HARV. FOR GRAIN	5,600	90
YIELD - BU./ACRE	99	58
PROD. - BU.	557,000	88
FARM VALUE	\$1,049,200	88
IRRIGATED ACRES HARV.	2,700	49
YIELD - BU./ACRE	156	43
PROD. - BU.	421,000	49
NON-IRRIGATED ACRES HARV.	2,900	57
YIELD - BU./ACRE	47	42
PROD. - BU.	136,000	58
ACRES HARV. FOR SILAGE	1,400	56
YIELD - TONS/ACRE	14.9	16
PROD. - TONS	20,900	50
FARM VALUE	\$331,000	50

FARM FACTS 2001-2002



RANK IN
STATE

VALUE OF PRODUCTION 1/ OTTAWA COUNTY



RANK IN
STATE

POPULATION-2000-U.S. CENSUS EST.	6,163	62
NO. OF FARMS 2001	500	56
LAND IN FARMS 2001-ACRES	398,000	69
ACRES HARVESTED 2001	201,400	54
VALUE OF CROPS HARV. 2001	\$25,567,800	54
VALUE OF CATTLE & MILK PROD. 2001	\$15,320,800	58
PRECIPITATION JAN.-DEC. 2001-IN.	28.26	50
PRECIPITATION LONGTIME AVERAGE-IN.	27.89	55

WHEAT 2001

ACRES SEEDED IN 2000	124,000	35
ACRES HARVESTED IN 2001	113,600	26
YIELD-BU./ACRE	41	52
PROD-BU.	4,618,000	20
FARM VALUE	\$12,745,000	20
IRRIGATED ACRES HARV.	2/	
YIELD - BU./ACRE	2/	
PROD. - BU.	2/	
CONT. CROP DRYLAND ACRES HARV.	107,000	13
YIELD - BU./ACRE	41	41
PROD. - BU.	4,384,000	14
SUMMER FALLOW ACRES HARV.	6,600	58
YIELD - BU./ACRE	35	44
PROD. - BU.	234,000	58

CORN 2001

ACRES PLANTED	5,000	93
ACRES HARV. FOR GRAIN	3,700	94
YIELD - BU./ACRE	79	88
PROD. - BU.	293,000	94
FARM VALUE	\$551,900	95
IRRIGATED ACRES HARV.	1,100	57
YIELD - BU./ACRE	135	56
PROD. - BU.	148,000	57
NON-IRRIGATED ACRES HARV.	2,600	59
YIELD - BU./ACRE	56	30
PROD. - BU.	145,000	57
ACRES HARV. FOR SILAGE	1,300	58
YIELD - TONS/ACRE	8.5	59
PROD. - TONS	11,100	60
FARM VALUE	\$175,800	60

SORGHUM 2001

ACRES PLANTED	31,700	53
ACRES HARV. FOR GRAIN	30,700	52
YIELD - BU./ACRE	61	62
PROD. - BU.	1,865,000	52
FARM VALUE	\$3,411,700	53
IRRIGATED ACRES HARV.	2/	
YIELD - BU./ACRE	2/	
PROD. - BU.	2/	
NON-IRRIGATED ACRES HARV.	2/	
YIELD - BU./ACRE	2/	
PROD. - BU.	2/	
ACRES HARV. FOR SILAGE	700	32
YIELD - TONS/ACRE	13.6	10
PROD. - TONS	9,500	31
FARM VALUE	\$134,600	31

SUNFLOWERS 2001

ACRES PLANTED	6,900	16
ACRES HARVESTED	6,800	16
YIELD - LB./ACRE	1,263	23
PROD. - LB.	8,586,800	15
FARM VALUE	\$672,500	15

SOYBEANS 2001

ACRES PLANTED	15,400	57
ACRES HARVESTED	15,100	57
YIELD - BU./ACRE	23	82
PROD. - BU.	348,300	65
FARM VALUE	\$1,413,000	65
IRRIGATED ACRES HARV.	1,200	45
YIELD - BU./ACRE	41	40
PROD. - BU.	49,500	46
NON-IRRIGATED ACRES HARV.	13,900	21
YIELD - BU./ACRE	21	22
PROD. - BU.	298,800	19

ALFALFA HAY 2001

ACRES HARVESTED	15,300	15
YIELD - TONS/ACRE	4.0	48
PROD. - TONS	61,900	19
FARM VALUE	\$4,733,000	26

ALL OTHER HAY 2001

ACRES HARVESTED	13,900	60
YIELD - TONS/ACRE	2.2	16
PROD. - TONS	30,800	55
FARM VALUE	\$1,705,500	56

ALL HAY 2001

ACRES HARVESTED	29,200	50
YIELD - TONS/ACRE	3.2	25
PROD. - TONS	92,700	25
FARM VALUE	\$6,438,500	37
PASTURE ACREAGE-1997 CENSUS OF AG	177,000	38

LIVESTOCK INVENTORIES 4/

ALL CATTLE, JAN. 1, 2002	40,800	60
COWS THAT HAVE CALVED	15,200	49
BEEF	3/	
MILK	3/	
OTHER CATTLE	25,600	58
CATTLE ON FEED-JAN. 1, 2002	3/	
CALVES BORN - 2001	14,500	48

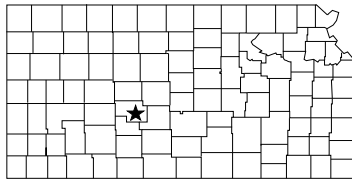
INVENTORY VALUES 4/

CATTLE AND CALVES-JAN. 1, 2002	\$26,110,000	60
--------------------------------	--------------	----

PRODUCTION 1/

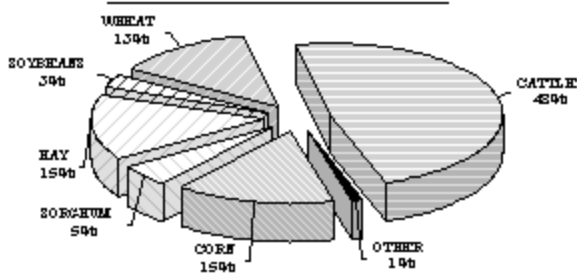
MILK-2001-1,000 LBS.	3/	
FARM VALUE	3/	
1/ DUE TO THE STATE BUDGET DIFFICULTIES HOGS, SHEEP, AND POULTRY VALUE OF PRODUCTION ARE NOT AVAILABLE AT COUNTY LEVEL.		
2/ DATA NOT PUBLISHED FOR ALL PRACTICES BECAUSE OF INSUFFICIENT REPORTS OR RELATIVE UNIMPORTANCE OF SOME PRACTICES.		
3/ DATA NOT PUBLISHED TO AVOID DISCLOSURE OF INDIVIDUAL REPORTS.		
4/ DUE TO THE STATE BUDGET DIFFICULTIES HOGS, SHEEP, AND POULTRY INVENTORIES AND INVENTORY VALUE ARE NOT AVAILABLE AT COUNTY LEVEL.		

FARM FACTS 2001-2002



RANK IN
STATE

VALUE OF PRODUCTION 1/ PAWNEE COUNTY



RANK IN
STATE

POPULATION-2000-U.S. CENSUS EST.	7,233	55
NO. OF FARMS 2001	440	72
LAND IN FARMS 2001-ACRES	470,000	48
ACRES HARVESTED 2001	267,210	24
VALUE OF CROPS HARV. 2001	\$46,588,100	19
VALUE OF CATTLE & MILK PROD. 2001	\$42,710,200	12
PRECIPITATION JAN.-DEC. 2001-IN.	34.35	29
PRECIPITATION LONGTIME AVERAGE-IN.	23.61	69

WHEAT 2001

ACRES SEEDED IN 2000	134,000	28
ACRES HARVESTED IN 2001	118,800	23
YIELD-BU./ACRE	36	89
PROD-BU.	4,221,000	29
FARM VALUE	\$11,695,000	28
IRRIGATED ACRES HARV.	7,400	19
YIELD - BU./ACRE	60	3
PROD. - BU.	443,100	18
CONT. CROP DRYLAND ACRES HARV.	43,000	34
YIELD - BU./ACRE	32	85
PROD. - BU.	1,391,700	40
SUMMER FALLOW ACRES HARV.	68,400	15
YIELD - BU./ACRE	35	44
PROD. - BU.	2,386,200	18

CORN 2001

ACRES PLANTED	49,400	26
ACRES HARV. FOR GRAIN	41,000	29
YIELD - BU./ACRE	133	24
PROD. - BU.	5,437,000	22
FARM VALUE	\$11,117,400	22
IRRIGATED ACRES HARV.	33,200	15
YIELD - BU./ACRE	156	43
PROD. - BU.	5,175,000	15
NON-IRRIGATED ACRES HARV.	7,800	34
YIELD - BU./ACRE	34	57
PROD. - BU.	262,000	45
ACRES HARV. FOR SILAGE	2/	
YIELD - TONS/ACRE	2/	
PROD. - TONS	2/	
FARM VALUE	2/	

SORGHUM 2001

ACRES PLANTED	45,100	37
ACRES HARV. FOR GRAIN	43,000	36
YIELD - BU./ACRE	60	66
PROD. - BU.	2,597,200	43
FARM VALUE	\$4,803,100	42
IRRIGATED ACRES HARV.	5,400	10
YIELD - BU./ACRE	85	29
PROD. - BU.	458,200	10
NON-IRRIGATED ACRES HARV.	37,600	26
YIELD - BU./ACRE	57	50
PROD. - BU.	2,139,000	29
ACRES HARV. FOR SILAGE	2/	
YIELD - TONS/ACRE	2/	
PROD. - TONS	2/	
FARM VALUE	2/	

SUNFLOWERS 2001

ACRES PLANTED	2,100	41
ACRES HARVESTED	2,100	41
YIELD - LB./ACRE	750	51
PROD. - LB.	1,575,000	45
FARM VALUE	\$122,900	45

SOYBEANS 2001

ACRES PLANTED	18,500	54
ACRES HARVESTED	17,600	54
YIELD - BU./ACRE	43	15
PROD. - BU.	750,700	47
FARM VALUE	\$3,106,000	47
IRRIGATED ACRES HARV.	15,000	6
YIELD - BU./ACRE	46	35
PROD. - BU.	694,500	11
NON-IRRIGATED ACRES HARV.	2,600	34
YIELD - BU./ACRE	22	21
PROD. - BU.	56,200	30

ALFALFA HAY 2001

ACRES HARVESTED	29,000	5
YIELD - TONS/ACRE	4.8	25
PROD. - TONS	139,800	5
FARM VALUE	\$12,864,500	5

ALL OTHER HAY 2001

ACRES HARVESTED	7,500	81
YIELD - TONS/ACRE	1.9	37
PROD. - TONS	14,300	78
FARM VALUE	\$760,500	81

ALL HAY 2001

ACRES HARVESTED	36,500	37
YIELD - TONS/ACRE	4.2	11
PROD. - TONS	154,100	6
FARM VALUE	\$13,625,000	5
PASTURE ACREAGE-1997 CENSUS OF AG	108,000	81

LIVESTOCK INVENTORIES 4/

ALL CATTLE, JAN. 1, 2002	112,200	7
COWS THAT HAVE CALVED	11,550	73
BEEF	3/	
MILK	3/	
OTHER CATTLE	100,650	7
CATTLE ON FEED-JAN. 1, 2002	71,100	6
CALVES BORN - 2001	10,500	75

INVENTORY VALUES 4/

CATTLE AND CALVES-JAN. 1, 2002	\$71,810,000	7
--------------------------------	--------------	---

1/ DUE TO THE STATE BUDGET DIFFICULTIES HOGS, SHEEP, AND POULTRY VALUE OF PRODUCTION ARE NOT AVAILABLE AT COUNTY LEVEL.

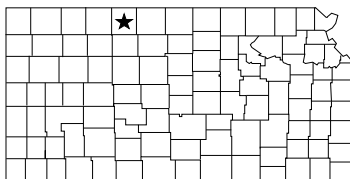
2/ DATA NOT PUBLISHED FOR ALL PRACTICES BECAUSE OF INSUFFICIENT REPORTS OR RELATIVE UNIMPORTANCE OF SOME PRACTICES.

3/ DATA NOT PUBLISHED TO AVOID DISCLOSURE OF INDIVIDUAL REPORTS.

4/ DUE TO THE STATE BUDGET DIFFICULTIES HOGS, SHEEP, AND POULTRY INVENTORIES AND INVENTORY VALUE ARE NOT AVAILABLE AT COUNTY LEVEL.

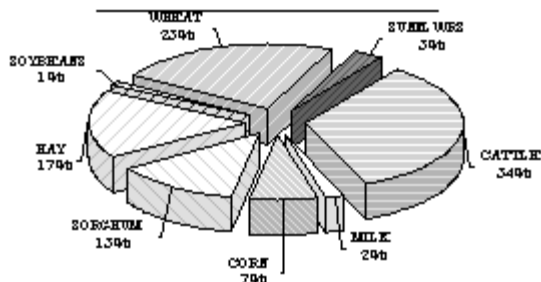
09/02 145

FARM FACTS 2001-2002



RANK IN
STATE

VALUE OF PRODUCTION 1/ PHILLIPS COUNTY



RANK IN
STATE

POPULATION-2000-U.S. CENSUS EST.	6,001	64
NO. OF FARMS 2001	510	52
LAND IN FARMS 2001-ACRES	584,000	19
ACRES HARVESTED 2001	191,470	59
VALUE OF CROPS HARV. 2001	\$28,897,400	47
VALUE OF CATTLE & MILK PROD. 2001	\$15,740,100	54
PRECIPITATION JAN.-DEC. 2001-IN.	27.53	56
PRECIPITATION LONGTIME AVERAGE-IN.	23.73	68

WHEAT 2001

ACRES SEEDED IN 2000	107,000	46
ACRES HARVESTED IN 2001	87,800	44
YIELD-BU./ACRE	43	40
PROD-BU.	3,754,000	37
FARM VALUE	\$10,360,000	36
IRRIGATED ACRES HARV.	2/	
YIELD - BU./ACRE	2/	
PROD. - BU.	2/	
CONT. CROP DRYLAND ACRES HARV.	41,100	35
YIELD - BU./ACRE	38	56
PROD. - BU.	1,549,700	34
SUMMER FALLOW ACRES HARV.	46,700	30
YIELD - BU./ACRE	47	3
PROD. - BU.	2,204,300	23

CORN 2001

ACRES PLANTED	20,600	58
ACRES HARV. FOR GRAIN	17,900	55
YIELD - BU./ACRE	87	78
PROD. - BU.	1,549,000	57
FARM VALUE	\$2,917,700	60
IRRIGATED ACRES HARV.	2,000	50
YIELD - BU./ACRE	175	10
PROD. - BU.	349,000	50
NON-IRRIGATED ACRES HARV.	15,900	20
YIELD - BU./ACRE	75	16
PROD. - BU.	1,200,000	17
ACRES HARV. FOR SILAGE	1,700	49
YIELD - TONS/ACRE	14.0	23
PROD. - TONS	23,800	43
FARM VALUE	\$376,900	43

SORGHUM 2001

ACRES PLANTED	40,400	43
ACRES HARV. FOR GRAIN	35,500	45
YIELD - BU./ACRE	82	12
PROD. - BU.	2,907,800	34
FARM VALUE	\$5,319,300	35
IRRIGATED ACRES HARV.	2/	
YIELD - BU./ACRE	2/	
PROD. - BU.	2/	
NON-IRRIGATED ACRES HARV.	2/	
YIELD - BU./ACRE	2/	
PROD. - BU.	2/	
ACRES HARV. FOR SILAGE	2,900	6
YIELD - TONS/ACRE	9.3	22
PROD. - TONS	27,100	7
FARM VALUE	\$383,900	8

SUNFLOWERS 2001

ACRES PLANTED	8,700	11
ACRES HARVESTED	8,200	12
YIELD - LB./ACRE	1,947	1
PROD. - LB.	15,966,000	3
FARM VALUE	\$1,243,100	3

SOYBEANS 2001

ACRES PLANTED	5,700	77
ACRES HARVESTED	5,600	75
YIELD - BU./ACRE	25	78
PROD. - BU.	142,300	81
FARM VALUE	\$577,000	81
IRRIGATED ACRES HARV.	2/	
YIELD - BU./ACRE	2/	
PROD. - BU.	2/	
NON-IRRIGATED ACRES HARV.	2/	
YIELD - BU./ACRE	2/	
PROD. - BU.	2/	

ALFALFA HAY 2001

ACRES HARVESTED	18,500	9
YIELD - TONS/ACRE	4.1	45
PROD. - TONS	75,300	12
FARM VALUE	\$5,757,000	19

ALL OTHER HAY 2001

ACRES HARVESTED	12,700	64
YIELD - TONS/ACRE	2.7	2
PROD. - TONS	34,400	49
FARM VALUE	\$1,905,000	54

ALL HAY 2001

ACRES HARVESTED	31,200	46
YIELD - TONS/ACRE	3.5	19
PROD. - TONS	109,700	15
FARM VALUE	\$7,662,000	22
PASTURE ACREAGE-1997 CENSUS OF AG	264,000	15

LIVESTOCK INVENTORIES 4/

ALL CATTLE, JAN. 1, 2002	52,200	43
COWS THAT HAVE CALVED	25,400	7
BEEF	25,100	4
MILK	300	36
OTHER CATTLE	26,800	53
CATTLE ON FEED-JAN. 1, 2002	3/	
CALVES BORN - 2001	24,300	6

INVENTORY VALUES 4/

CATTLE AND CALVES-JAN. 1, 2002	\$33,410,000	43
--------------------------------	--------------	----

PRODUCTION 1/

MILK-2001-1,000 LBS.	5,400	36
FARM VALUE	\$783,000	36

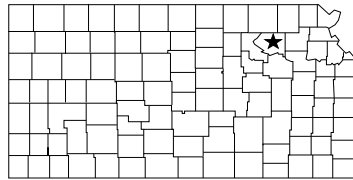
1/ DUE TO THE STATE BUDGET DIFFICULTIES HOGS, SHEEP, AND POULTRY VALUE OF PRODUCTION ARE NOT AVAILABLE AT COUNTY LEVEL.

2/ DATA NOT PUBLISHED FOR ALL PRACTICES BECAUSE OF INSUFFICIENT REPORTS OR RELATIVE UNIMPORTANCE OF SOME PRACTICES.

3/ DATA NOT PUBLISHED TO AVOID DISCLOSURE OF INDIVIDUAL REPORTS.

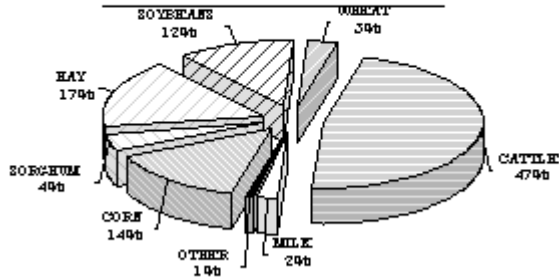
4/ DUE TO THE STATE BUDGET DIFFICULTIES HOGS, SHEEP, AND POULTRY INVENTORIES AND INVENTORY VALUE ARE NOT AVAILABLE AT COUNTY LEVEL.

FARM FACTS 2001-2002



RANK IN
STATE

VALUE OF PRODUCTION 1/ POTTAWATOMIE COUNTY



SORGHUM 2001

ACRES PLANTED	11,400	82
ACRES HARV. FOR GRAIN	10,700	80
YIELD - BU./ACRE	87	3
PROD. - BU.	934,900	74
FARM VALUE	\$1,729,000	72
IRRIGATED ACRES HARV.	2/	
YIELD - BU./ACRE	2/	
PROD. - BU.	2/	
NON-IRRIGATED ACRES HARV.	10,700	54
YIELD - BU./ACRE	87	3
PROD. - BU.	934,900	49
ACRES HARV. FOR SILAGE	700	32
YIELD - TONS/ACRE	16.6	5
PROD. - TONS	11,600	25
FARM VALUE	\$156,100	26

SUNFLOWERS 2001

ACRES PLANTED	2/	
ACRES HARVESTED	2/	
YIELD - LB./ACRE	2/	
PROD. - LB.	2/	
FARM VALUE	2/	

SOYBEANS 2001

ACRES PLANTED	36,200	34
ACRES HARVESTED	35,600	32
YIELD - BU./ACRE	36	29
PROD. - BU.	1,267,000	23
FARM VALUE	\$5,320,000	23
IRRIGATED ACRES HARV.	3,200	28
YIELD - BU./ACRE	51	23
PROD. - BU.	162,300	28
NON-IRRIGATED ACRES HARV.	32,400	8
YIELD - BU./ACRE	34	3
PROD. - BU.	1,104,700	6

ALFALFA HAY 2001

ACRES HARVESTED	8,700	36
YIELD - TONS/ACRE	3.5	65
PROD. - TONS	30,300	42
FARM VALUE	\$3,369,500	34

ALL OTHER HAY 2001

ACRES HARVESTED	53,900	5
YIELD - TONS/ACRE	1.4	72
PROD. - TONS	76,900	9
FARM VALUE	\$4,541,000	17

ALL HAY 2001

ACRES HARVESTED	62,600	5
YIELD - TONS/ACRE	1.7	80
PROD. - TONS	107,200	17
FARM VALUE	\$7,910,500	21
PASTURE ACREAGE-1997 CENSUS OF AG	266,000	14

LIVESTOCK INVENTORIES 4/

ALL CATTLE, JAN. 1, 2002	67,300	24
COWS THAT HAVE CALVED	22,000	14
BEEF	21,600	9
MILK	400	27
OTHER CATTLE	45,300	31
CATTLE ON FEED-JAN. 1, 2002	3/	
CALVES BORN - 2001	20,800	13

INVENTORY VALUES 4/

CATTLE AND CALVES-JAN. 1, 2002	\$43,075,000	24
--------------------------------	--------------	----

PRODUCTION 1/

MILK-2001-1,000 LBS.	6,000	33
FARM VALUE	\$870,000	33

1/ DUE TO THE STATE BUDGET DIFFICULTIES HOGS, SHEEP, AND POULTRY VALUE OF PRODUCTION ARE NOT AVAILABLE AT COUNTY LEVEL.

2/ DATA NOT PUBLISHED FOR ALL PRACTICES BECAUSE OF INSUFFICIENT REPORTS OR RELATIVE UNIMPORTANCE OF SOME PRACTICES.

3/ DATA NOT PUBLISHED TO AVOID DISCLOSURE OF INDIVIDUAL REPORTS.

4/ DUE TO THE STATE BUDGET DIFFICULTIES HOGS, SHEEP, AND POULTRY INVENTORIES AND INVENTORY VALUE ARE NOT AVAILABLE AT COUNTY LEVEL.

RANK IN
STATE

POPULATION-2000-U.S. CENSUS EST.	18,209	30
NO. OF FARMS 2001	780	24
LAND IN FARMS 2001-ACRES	459,000	49
ACRES HARVESTED 2001	151,300	80
VALUE OF CROPS HARV. 2001	\$23,328,200	63
VALUE OF CATTLE & MILK PROD. 2001	\$22,209,200	39
PRECIPITATION JAN.-DEC. 2001-IN.	34.94	27
PRECIPITATION LONGTIME AVERAGE-IN.	34.03	34

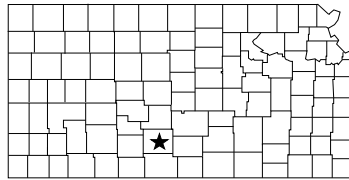
WHEAT 2001

ACRES SEEDING IN 2000	11,800	90
ACRES HARVESTED IN 2001	11,500	88
YIELD-BU./ACRE	50	11
PROD-BU.	579,000	88
FARM VALUE	\$1,590,000	88
IRRIGATED ACRES HARV.	2/	
YIELD - BU./ACRE	2/	
PROD. - BU.	2/	
CONT. CROP DRYLAND ACRES HARV.	11,500	75
YIELD - BU./ACRE	50	10
PROD. - BU.	579,000	65
SUMMER FALLOW ACRES HARV.	2/	
YIELD - BU./ACRE	2/	
PROD. - BU.	2/	

CORN 2001

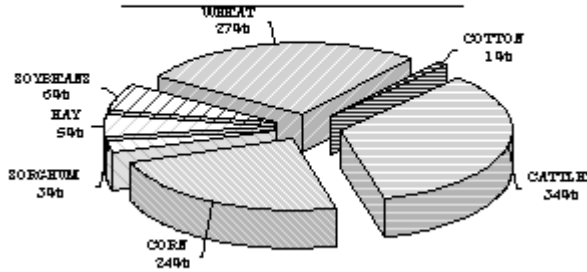
ACRES PLANTED	30,000	41
ACRES HARV. FOR GRAIN	25,300	43
YIELD - BU./ACRE	115	40
PROD. - BU.	2,897,000	38
FARM VALUE	\$5,427,600	42
IRRIGATED ACRES HARV.	3,300	48
YIELD - BU./ACRE	162	32
PROD. - BU.	536,000	46
NON-IRRIGATED ACRES HARV.	22,000	15
YIELD - BU./ACRE	107	4
PROD. - BU.	2,361,000	11
ACRES HARV. FOR SILAGE	4,600	18
YIELD - TONS/ACRE	16.4	9
PROD. - TONS	75,300	15
FARM VALUE	\$1,169,300	17

FARM FACTS 2001-2002



RANK IN
STATE

VALUE OF PRODUCTION 1/ PRATT COUNTY



RANK IN
STATE

POPULATION-2000-U.S. CENSUS EST.	9,647	44
NO. OF FARMS 2001	450	69
LAND IN FARMS 2001-ACRES	445,000	56
ACRES HARVESTED 2001	273,370	22
VALUE OF CROPS HARV. 2001	\$47,744,500	17
VALUE OF CATTLE & MILK PROD. 2001	\$24,373,900	36
PRECIPITATION JAN.-DEC. 2001-IN.	15.01	102
PRECIPITATION LONGTIME AVERAGE-IN.	25.84	62

WHEAT 2001

ACRES SEEDING IN 2000	161,000	15
ACRES HARVESTED IN 2001	144,200	13
YIELD-BU./ACRE	48	16
PROD.-BU.	6,920,000	6
FARM VALUE	\$19,170,000	6
IRRIGATED ACRES HARV.	6,700	21
YIELD - BU./ACRE	62	1
PROD. - BU.	413,800	20
CONT. CROP DRYLAND ACRES HARV.	111,000	12
YIELD - BU./ACRE	47	17
PROD. - BU.	5,251,500	10
SUMMER FALLOW ACRES HARV.	26,500	40
YIELD - BU./ACRE	47	3
PROD. - BU.	1,254,700	36

CORN 2001

ACRES PLANTED	70,100	15
ACRES HARV. FOR GRAIN	56,900	17
YIELD - BU./ACRE	145	15
PROD. - BU.	8,245,000	15
FARM VALUE	\$16,859,000	17
IRRIGATED ACRES HARV.	43,900	11
YIELD - BU./ACRE	180	7
PROD. - BU.	7,887,000	10
NON-IRRIGATED ACRES HARV.	13,000	23
YIELD - BU./ACRE	28	60
PROD. - BU.	358,000	39
ACRES HARV. FOR SILAGE	5,200	17
YIELD - TONS/ACRE	8.2	62
PROD. - TONS	42,400	27
FARM VALUE	\$736,400	27

SORGHUM 2001

ACRES PLANTED	26,600	61
ACRES HARV. FOR GRAIN	22,200	63
YIELD - BU./ACRE	41	96
PROD. - BU.	916,200	75
FARM VALUE	\$1,694,400	75
IRRIGATED ACRES HARV.	2,400	26
YIELD - BU./ACRE	86	25
PROD. - BU.	205,300	27
NON-IRRIGATED ACRES HARV.	19,800	44
YIELD - BU./ACRE	36	74
PROD. - BU.	710,900	55
ACRES HARV. FOR SILAGE	2/	
YIELD - TONS/ACRE	2/	
PROD. - TONS	2/	
FARM VALUE	2/	

SUNFLOWERS 2001

ACRES PLANTED	4,900	23
ACRES HARVESTED	4,500	24
YIELD - LB./ACRE	1,004	34
PROD. - LB.	4,519,600	31
FARM VALUE	\$352,700	31

SOYBEANS 2001

ACRES PLANTED	21,000	49
ACRES HARVESTED	19,800	49
YIELD - BU./ACRE	55	3
PROD. - BU.	1,079,400	29
FARM VALUE	\$4,467,000	29
IRRIGATED ACRES HARV.	19,300	1
YIELD - BU./ACRE	56	12
PROD. - BU.	1,071,200	1
NON-IRRIGATED ACRES HARV.	500	46
YIELD - BU./ACRE	16	32
PROD. - BU.	8,200	47

ALFALFA HAY 2001

ACRES HARVESTED	8,000	40
YIELD - TONS/ACRE	3.8	56
PROD. - TONS	30,400	41
FARM VALUE	\$2,797,500	41

ALL OTHER HAY 2001

ACRES HARVESTED	6,800	84
YIELD - TONS/ACRE	2.0	25
PROD. - TONS	13,400	80
FARM VALUE	\$712,500	84

ALL HAY 2001

ACRES HARVESTED	14,800	84
YIELD - TONS/ACRE	3.0	33
PROD. - TONS	43,800	78
FARM VALUE	\$3,510,000	76
PASTURE ACREAGE-1997 CENSUS OF AG	89,000	89

LIVESTOCK INVENTORIES 4/

ALL CATTLE, JAN. 1, 2002	67,400	23
COWS THAT HAVE CALVED	8,100	89
BEEF	8,100	49
OTHER CATTLE	59,300	17
CATTLE ON FEED-JAN. 1, 2002	3/	
CALVES BORN - 2001	7,100	91

INVENTORY VALUES 4/

CATTLE AND CALVES-JAN. 1, 2002	\$43,135,000	23
--------------------------------	--------------	----

1/ DUE TO THE STATE BUDGET DIFFICULTIES HOGS, SHEEP, AND POULTRY VALUE OF PRODUCTION ARE NOT AVAILABLE AT COUNTY LEVEL.

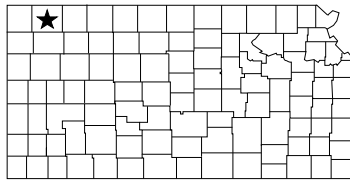
2/ DATA NOT PUBLISHED FOR ALL PRACTICES BECAUSE OF INSUFFICIENT REPORTS OR RELATIVE UNIMPORTANCE OF SOME PRACTICES.

3/ DATA NOT PUBLISHED TO AVOID DISCLOSURE OF INDIVIDUAL REPORTS.

4/ DUE TO THE STATE BUDGET DIFFICULTIES HOGS, SHEEP, AND POULTRY INVENTORIES AND INVENTORY VALUE ARE NOT AVAILABLE AT COUNTY LEVEL.

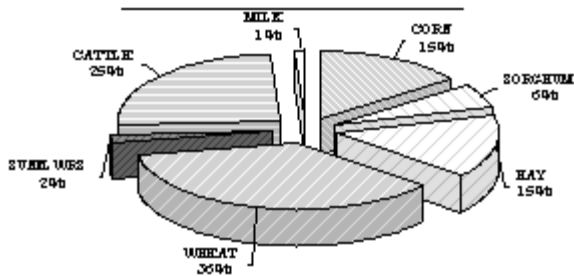
09/02 151

FARM FACTS 2001-2002



RANK IN
STATE

VALUE OF PRODUCTION 1/ RAWLINS COUNTY



RANK IN
STATE

POPULATION-2000-U.S. CENSUS EST.	2,966	94
NO. OF FARMS 2001	470	67
LAND IN FARMS 2001-ACRES	662,000	9
ACRES HARVESTED 2001	255,810	30
VALUE OF CROPS HARV. 2001	\$34,995,000	35
VALUE OF CATTLE & MILK PROD. 2001	\$12,371,800	75
PRECIPITATION JAN.-DEC. 2001-IN.	21.52	80
PRECIPITATION LONGTIME AVERAGE-IN.	21.58	81

WHEAT 2001

ACRES SEEDING IN 2000	154,000	18
ACRES HARVESTED IN 2001	144,600	12
YIELD-BU./ACRE	43	40
PROD-BU.	6,195,000	12
FARM VALUE	\$16,850,000	12
IRRIGATED ACRES HARV.	2,600	32
YIELD - BU./ACRE	46	33
PROD. - BU.	119,000	32
CONT. CROP DRYLAND ACRES HARV.	26,400	49
YIELD - BU./ACRE	35	70
PROD. - BU.	932,400	55
SUMMER FALLOW ACRES HARV.	115,600	3
YIELD - BU./ACRE	44	8
PROD. - BU.	5,143,600	2

CORN 2001

ACRES PLANTED	51,700	24
ACRES HARV. FOR GRAIN	44,400	27
YIELD - BU./ACRE	70	95
PROD. - BU.	3,122,000	36
FARM VALUE	\$6,195,100	36
IRRIGATED ACRES HARV.	8,100	35
YIELD - BU./ACRE	158	39
PROD. - BU.	1,283,000	34
NON-IRRIGATED ACRES HARV.	36,300	7
YIELD - BU./ACRE	51	37
PROD. - BU.	1,839,000	14
ACRES HARV. FOR SILAGE	4,000	25
YIELD - TONS/ACRE	11.2	47
PROD. - TONS	44,600	26
FARM VALUE	\$760,900	26

SORGHUM 2001

ACRES PLANTED	25,600	62
ACRES HARV. FOR GRAIN	24,800	60
YIELD - BU./ACRE	62	57
PROD. - BU.	1,527,900	58
FARM VALUE	\$2,733,900	60
IRRIGATED ACRES HARV.	2/	
YIELD - BU./ACRE	2/	
PROD. - BU.	2/	
NON-IRRIGATED ACRES HARV.	2/	
YIELD - BU./ACRE	2/	
PROD. - BU.	2/	
ACRES HARV. FOR SILAGE	2/	
YIELD - TONS/ACRE	2/	
PROD. - TONS	2/	
FARM VALUE	2/	

SUNFLOWERS 2001

ACRES PLANTED	10,500	7
ACRES HARVESTED	10,400	7
YIELD - LB./ACRE	1,051	31
PROD. - LB.	10,933,400	10
FARM VALUE	\$990,300	8

SOYBEANS 2001

ACRES PLANTED	2/	
ACRES HARVESTED	2/	
YIELD - BU./ACRE	2/	
PROD. - BU.	2/	
FARM VALUE	2/	
IRRIGATED ACRES HARV.	2/	
YIELD - BU./ACRE	2/	
PROD. - BU.	2/	
NON-IRRIGATED ACRES HARV.	2/	
YIELD - BU./ACRE	2/	
PROD. - BU.	2/	

ALFALFA HAY 2001

ACRES HARVESTED	11,000	27
YIELD - TONS/ACRE	5.0	20
PROD. - TONS	54,700	24
FARM VALUE	\$4,850,500	25

ALL OTHER HAY 2001

ACRES HARVESTED	14,400	57
YIELD - TONS/ACRE	2.7	2
PROD. - TONS	38,400	42
FARM VALUE	\$2,288,000	43

ALL HAY 2001

ACRES HARVESTED	25,400	57
YIELD - TONS/ACRE	3.7	15
PROD. - TONS	93,100	23
FARM VALUE	\$7,138,500	26
PASTURE ACREAGE-1997 CENSUS OF AG	259,000	16

LIVESTOCK INVENTORIES 4/

ALL CATTLE, JAN. 1, 2002	41,000	59
COWS THAT HAVE CALVED	17,300	37
BEEF	3/	
MILK	3/	
OTHER CATTLE	23,700	62
CATTLE ON FEED-JAN. 1, 2002	3/	
CALVES BORN - 2001	17,100	29

INVENTORY VALUES 4/

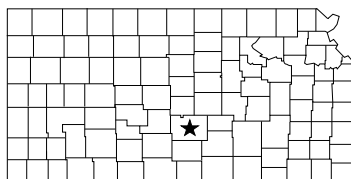
CATTLE AND CALVES-JAN. 1, 2002	\$26,240,000	59
--------------------------------	--------------	----

PRODUCTION 1/

MILK-2001-1,000 LBS.	3/	
FARM VALUE	3/	
1/ DUE TO THE STATE BUDGET DIFFICULTIES HOGS, SHEEP, AND POULTRY VALUE OF PRODUCTION ARE NOT AVAILABLE AT COUNTY LEVEL.		
2/ DATA NOT PUBLISHED FOR ALL PRACTICES BECAUSE OF INSUFFICIENT REPORTS OR RELATIVE UNIMPORTANCE OF SOME PRACTICES.		
3/ DATA NOT PUBLISHED TO AVOID DISCLOSURE OF INDIVIDUAL REPORTS.		
4/ DUE TO THE STATE BUDGET DIFFICULTIES HOGS, SHEEP, AND POULTRY INVENTORIES AND INVENTORY VALUE ARE NOT AVAILABLE AT COUNTY LEVEL.		

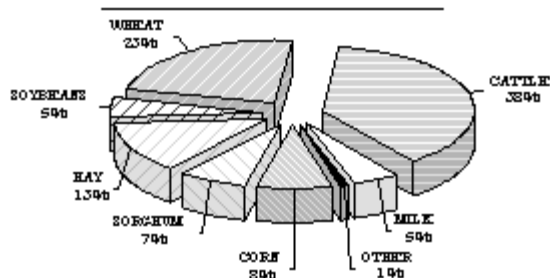
09/02 153

FARM FACTS 2001-2002



RANK IN
STATE

VALUE OF PRODUCTION 1/ RENO COUNTY



RANK IN
STATE

POPULATION-2000-U.S. CENSUS EST.	64,790	7
NO. OF FARMS 2001	1,470	2
LAND IN FARMS 2001-ACRES	735,000	3
ACRES HARVESTED 2001	419,740	2
VALUE OF CROPS HARV. 2001	\$52,580,350	11
VALUE OF CATTLE & MILK PROD. 2001	\$39,711,000	14
PRECIPITATION JAN.-DEC. 2001-IN.	25.96	62
PRECIPITATION LONGTIME AVERAGE-IN.	29.22	50

WHEAT 2001

ACRES SEEDED IN 2000	228,000	3
ACRES HARVESTED IN 2001	209,500	2
YIELD-BU./ACRE	37	81
PROD-BU.	7,736,000	3
FARM VALUE	\$21,430,000	3
IRRIGATED ACRES HARV.	4,200	27
YIELD - BU./ACRE	52	18
PROD. - BU.	218,300	28
CONT. CROP DRYLAND ACRES HARV.	193,000	2
YIELD - BU./ACRE	37	61
PROD. - BU.	7,044,900	3
SUMMER FALLOW ACRES HARV.	12,300	52
YIELD - BU./ACRE	38	29
PROD. - BU.	472,800	51

CORN 2001

ACRES PLANTED	32,800	37
ACRES HARV. FOR GRAIN	25,800	42
YIELD - BU./ACRE	119	36
PROD. - BU.	3,071,000	37
FARM VALUE	\$6,279,500	35
IRRIGATED ACRES HARV.	15,900	23
YIELD - BU./ACRE	166	26
PROD. - BU.	2,632,000	23
NON-IRRIGATED ACRES HARV.	9,900	31
YIELD - BU./ACRE	44	46
PROD. - BU.	439,000	35
ACRES HARV. FOR SILAGE	3,800	27
YIELD - TONS/ACRE	13.1	26
PROD. - TONS	49,800	25
FARM VALUE	\$864,900	22

SORGHUM 2001

ACRES PLANTED	87,500	5
ACRES HARV. FOR GRAIN	82,900	4
YIELD - BU./ACRE	42	95
PROD. - BU.	3,515,000	22
FARM VALUE	\$6,500,500	23
IRRIGATED ACRES HARV.	2,200	27
YIELD - BU./ACRE	103	8
PROD. - BU.	227,100	24
NON-IRRIGATED ACRES HARV.	80,700	3
YIELD - BU./ACRE	41	68
PROD. - BU.	3,287,900	16
ACRES HARV. FOR SILAGE	1,900	13
YIELD - TONS/ACRE	5.7	33
PROD. - TONS	10,800	26
FARM VALUE	\$166,300	25

SUNFLOWERS 2001

ACRES PLANTED	9,000	10
ACRES HARVESTED	8,900	10
YIELD - LB./ACRE	844	47
PROD. - LB.	7,508,600	17
FARM VALUE	\$623,400	18

SOYBEANS 2001

ACRES PLANTED	37,500	32
ACRES HARVESTED	34,100	35
YIELD - BU./ACRE	32	49
PROD. - BU.	1,086,000	28
FARM VALUE	\$4,494,000	28
IRRIGATED ACRES HARV.	15,400	5
YIELD - BU./ACRE	54	17
PROD. - BU.	823,900	4
NON-IRRIGATED ACRES HARV.	18,700	18
YIELD - BU./ACRE	14	35
PROD. - BU.	262,100	22

ALFALFA HAY 2001

ACRES HARVESTED	24,500	6
YIELD - TONS/ACRE	4.0	48
PROD. - TONS	98,900	8
FARM VALUE	\$9,101,500	9

ALL OTHER HAY 2001

ACRES HARVESTED	27,700	36
YIELD - TONS/ACRE	2.1	19
PROD. - TONS	57,500	24
FARM VALUE	\$3,058,000	31

ALL HAY 2001

ACRES HARVESTED	52,200	15
YIELD - TONS/ACRE	3.0	33
PROD. - TONS	156,400	5
FARM VALUE	\$12,159,500	6
PASTURE ACREAGE-1997 CENSUS OF AG	185,000	36

LIVESTOCK INVENTORIES 4/

ALL CATTLE, JAN. 1, 2002	82,100	13
COWS THAT HAVE CALVED	22,800	11
BEEF	21,000	11
MILK	1,800	7
OTHER CATTLE	59,300	17
CATTLE ON FEED-JAN. 1, 2002	3/	
CALVES BORN - 2001	21,000	12

INVENTORY VALUES 4/

CATTLE AND CALVES-JAN. 1, 2002	\$52,545,000	13
--------------------------------	--------------	----

PRODUCTION 1/

MILK-2001-1,000 LBS.	33,600	6
FARM VALUE	\$4,871,000	6

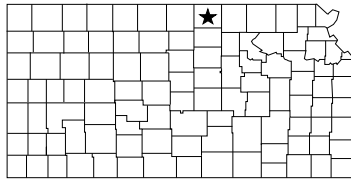
1/ DUE TO THE STATE BUDGET DIFFICULTIES HOGS, SHEEP, AND POULTRY VALUE OF PRODUCTION ARE NOT AVAILABLE AT COUNTY LEVEL.

3/ DATA NOT PUBLISHED TO AVOID DISCLOSURE OF INDIVIDUAL REPORTS.

4/ DUE TO THE STATE BUDGET DIFFICULTIES HOGS, SHEEP, AND POULTRY INVENTORIES AND INVENTORY VALUE ARE NOT AVAILABLE AT COUNTY LEVEL.

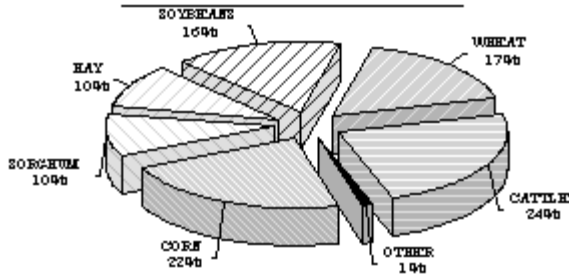
09/02 155

FARM FACTS 2001-2002



RANK IN
STATE

VALUE OF PRODUCTION 1/ REPUBLIC COUNTY



		RANK IN STATE
POPULATION-2000-U.S. CENSUS EST.	5,835	67
NO. OF FARMS 2001	700	33
LAND IN FARMS 2001-ACRES	446,000	55
ACRES HARVESTED 2001	280,290	19
VALUE OF CROPS HARV. 2001	\$46,583,100	20
VALUE OF CATTLE & MILK PROD. 2001	\$14,796,900	62
PRECIPITATION JAN.-DEC. 2001-IN.	35.89	23
PRECIPITATION LONGTIME AVERAGE-IN.	31.04	43

SORGHUM 2001

ACRES PLANTED	42,000	41
ACRES HARV. FOR GRAIN	41,700	40
YIELD - BU./ACRE	80	16
PROD. - BU.	3,327,300	29
FARM VALUE	\$6,086,700	29
IRRIGATED ACRES HARV.	2/	
YIELD - BU./ACRE	2/	
PROD. - BU.	2/	
NON-IRRIGATED ACRES HARV.	2/	
YIELD - BU./ACRE	2/	
PROD. - BU.	2/	
ACRES HARV. FOR SILAGE	2/	
YIELD - TONS/ACRE	2/	
PROD. - TONS	2/	
FARM VALUE	2/	

SUNFLOWERS 2001

ACRES PLANTED	2,300	38
ACRES HARVESTED	2,300	38
YIELD - LB./ACRE	1,323	16
PROD. - LB.	3,043,000	37
FARM VALUE	\$236,900	38

SOYBEANS 2001

ACRES PLANTED	67,700	9
ACRES HARVESTED	66,100	9
YIELD - BU./ACRE	37	23
PROD. - BU.	2,431,900	5
FARM VALUE	\$9,870,000	5
IRRIGATED ACRES HARV.	17,800	3
YIELD - BU./ACRE	51	23
PROD. - BU.	906,100	3
NON-IRRIGATED ACRES HARV.	48,300	4
YIELD - BU./ACRE	32	5
PROD. - BU.	1,525,800	3

ALFALFA HAY 2001

ACRES HARVESTED	13,300	20
YIELD - TONS/ACRE	5.2	18
PROD. - TONS	69,100	16
FARM VALUE	\$5,283,000	23

ALL OTHER HAY 2001

ACRES HARVESTED	9,000	78
YIELD - TONS/ACRE	1.3	80
PROD. - TONS	11,300	87
FARM VALUE	\$626,000	89

ALL HAY 2001

ACRES HARVESTED	22,300	62
YIELD - TONS/ACRE	3.6	17
PROD. - TONS	80,400	38
FARM VALUE	\$5,909,000	45
PASTURE ACREAGE-1997 CENSUS OF AG	124,000	73

LIVESTOCK INVENTORIES 4/

ALL CATTLE, JAN. 1, 2002	49,400	47
COWS THAT HAVE CALVED	14,700	53
BEEF	3/	
MILK	3/	
OTHER CATTLE	34,700	42
CATTLE ON FEED-JAN. 1, 2002	3/	
CALVES BORN - 2001	14,100	52

INVENTORY VALUES 4/

CATTLE AND CALVES-JAN. 1, 2002	\$31,615,000	47
--------------------------------	--------------	----

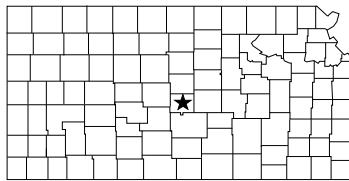
PRODUCTION 1/

MILK-2001-1,000 LBS.	3/	
FARM VALUE	3/	
1/ DUE TO THE STATE BUDGET DIFFICULTIES HOGS, SHEEP, AND POULTRY VALUE OF PRODUCTION ARE NOT AVAILABLE AT COUNTY LEVEL.		
2/ DATA NOT PUBLISHED FOR ALL PRACTICES BECAUSE OF INSUFFICIENT REPORTS OR RELATIVE UNIMPORTANCE OF SOME PRACTICES.		
3/ DATA NOT PUBLISHED TO AVOID DISCLOSURE OF INDIVIDUAL REPORTS.		
4/ DUE TO THE STATE BUDGET DIFFICULTIES HOGS, SHEEP, AND POULTRY INVENTORIES AND INVENTORY VALUE ARE NOT AVAILABLE AT COUNTY LEVEL.		

CORN 2001

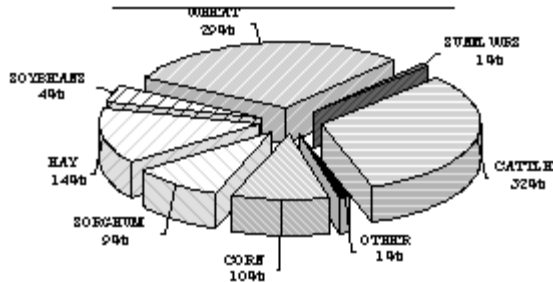
ACRES PLANTED	60,700	18
ACRES HARV. FOR GRAIN	57,400	16
YIELD - BU./ACRE	122	30
PROD. - BU.	7,023,000	19
FARM VALUE	\$13,228,500	19
IRRIGATED ACRES HARV.	28,300	17
YIELD - BU./ACRE	162	32
PROD. - BU.	4,580,000	17
NON-IRRIGATED ACRES HARV.	29,100	12
YIELD - BU./ACRE	84	10
PROD. - BU.	2,443,000	10
ACRES HARV. FOR SILAGE	2/	
YIELD - TONS/ACRE	2/	
PROD. - TONS	2/	
FARM VALUE	2/	

FARM FACTS 2001-2002



RANK IN
STATE

VALUE OF PRODUCTION 1/ RICE COUNTY



RANK IN
STATE

POPULATION-2000-U.S. CENSUS EST.	10,761	39
NO. OF FARMS 2001	510	52
LAND IN FARMS 2001-ACRES	435,000	60
ACRES HARVESTED 2001	291,840	15
VALUE OF CROPS HARV. 2001	\$40,731,000	30
VALUE OF CATTLE & MILK PROD. 2001	\$19,705,900	43
PRECIPITATION JAN.-DEC. 2001-IN.	21.77	77
PRECIPITATION LONGTIME AVERAGE-IN.	27.96	54

WHEAT 2001

ACRES SEEDED IN 2000	158,000	16
ACRES HARVESTED IN 2001	143,500	14
YIELD-BU./ACRE	44	30
PROD.-BU.	6,371,000	11
FARM VALUE	\$17,775,000	10
IRRIGATED ACRES HARV.	2/	
YIELD - BU./ACRE	2/	
PROD. - BU.	2/	
CONT. CROP DRYLAND ACRES HARV.	115,700	10
YIELD - BU./ACRE	44	28
PROD. - BU.	5,048,300	11
SUMMER FALLOW ACRES HARV.	27,800	38
YIELD - BU./ACRE	48	2
PROD. - BU.	1,322,700	35

CORN 2001

ACRES PLANTED	31,800	39
ACRES HARV. FOR GRAIN	26,000	41
YIELD - BU./ACRE	98	61
PROD. - BU.	2,560,000	45
FARM VALUE	\$5,131,400	44
IRRIGATED ACRES HARV.	10,000	31
YIELD - BU./ACRE	165	27
PROD. - BU.	1,645,000	30
NON-IRRIGATED ACRES HARV.	16,000	19
YIELD - BU./ACRE	57	27
PROD. - BU.	915,000	20
ACRES HARV. FOR SILAGE	4,600	18
YIELD - TONS/ACRE	11.3	44
PROD. - TONS	52,100	22
FARM VALUE	\$862,200	23

SORGHUM 2001

ACRES PLANTED	56,800	28
ACRES HARV. FOR GRAIN	55,200	28
YIELD - BU./ACRE	48	85
PROD. - BU.	2,671,600	38
FARM VALUE	\$5,100,900	37
IRRIGATED ACRES HARV.	2/	
YIELD - BU./ACRE	2/	
PROD. - BU.	2/	
NON-IRRIGATED ACRES HARV.	2/	
YIELD - BU./ACRE	2/	
PROD. - BU.	2/	
ACRES HARV. FOR SILAGE	1,100	26
YIELD - TONS/ACRE	9.5	21
PROD. - TONS	10,500	27
FARM VALUE	\$150,900	29

SUNFLOWERS 2001

ACRES PLANTED	10,500	7
ACRES HARVESTED	9,800	9
YIELD - LB./ACRE	781	50
PROD. - LB.	7,657,600	16
FARM VALUE	\$610,500	19

SOYBEANS 2001

ACRES PLANTED	23,100	44
ACRES HARVESTED	21,900	44
YIELD - BU./ACRE	29	63
PROD. - BU.	628,500	52
FARM VALUE	\$2,601,000	51
IRRIGATED ACRES HARV.	6,200	20
YIELD - BU./ACRE	57	9
PROD. - BU.	351,000	19
NON-IRRIGATED ACRES HARV.	15,700	19
YIELD - BU./ACRE	18	27
PROD. - BU.	277,500	21

ALFALFA HAY 2001

ACRES HARVESTED	17,000	12
YIELD - TONS/ACRE	4.2	41
PROD. - TONS	72,000	13
FARM VALUE	\$7,348,000	12

ALL OTHER HAY 2001

ACRES HARVESTED	12,400	67
YIELD - TONS/ACRE	1.4	72
PROD. - TONS	17,400	76
FARM VALUE	\$1,121,500	71

ALL HAY 2001

ACRES HARVESTED	29,400	49
YIELD - TONS/ACRE	3.0	33
PROD. - TONS	89,400	29
FARM VALUE	\$8,469,500	19
PASTURE ACREAGE-1997 CENSUS OF AG	127,000	70

LIVESTOCK INVENTORIES 4/

ALL CATTLE, JAN. 1, 2002	50,500	45
COWS THAT HAVE CALVED	11,300	76
BEEF	3/	
MILK	3/	
OTHER CATTLE	39,200	33
CATTLE ON FEED-JAN. 1, 2002	25,700	13
CALVES BORN - 2001	10,400	77

INVENTORY VALUES 4/

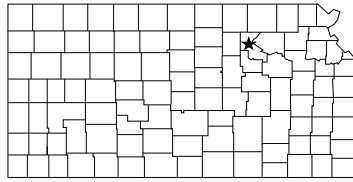
CATTLE AND CALVES-JAN. 1, 2002	\$32,320,000	45
--------------------------------	--------------	----

PRODUCTION 1/

MILK-2001-1,000 LBS.	3/	
FARM VALUE	3/	
1/ DUE TO THE STATE BUDGET DIFFICULTIES HOGS, SHEEP, AND POULTRY VALUE OF PRODUCTION ARE NOT AVAILABLE AT COUNTY LEVEL.		
2/ DATA NOT PUBLISHED FOR ALL PRACTICES BECAUSE OF INSUFFICIENT REPORTS OR RELATIVE UNIMPORTANCE OF SOME PRACTICES.		
3/ DATA NOT PUBLISHED TO AVOID DISCLOSURE OF INDIVIDUAL REPORTS.		
4/ DUE TO THE STATE BUDGET DIFFICULTIES HOGS, SHEEP, AND POULTRY INVENTORIES AND INVENTORY VALUE ARE NOT AVAILABLE AT COUNTY LEVEL.		

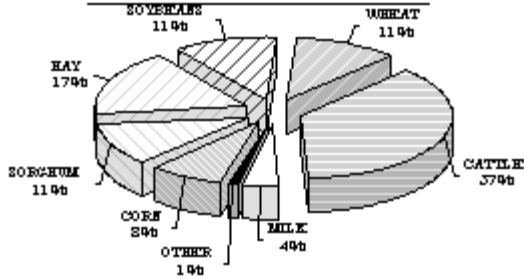
09/02 159

FARM FACTS 2001-2002



RANK IN
STATE

VALUE OF PRODUCTION 1/ RILEY COUNTY



SORGHUM 2001

ACRES PLANTED	19,100	71
ACRES HARV. FOR GRAIN	17,300	71
YIELD - BU./ACRE	81	14
PROD. - BU.	1,395,400	61
FARM VALUE	\$2,580,600	61
IRRIGATED ACRES HARV.	2/	
YIELD - BU./ACRE	2/	
PROD. - BU.	2/	
NON-IRRIGATED ACRES HARV.	17,300	47
YIELD - BU./ACRE	81	12
PROD. - BU.	1,395,400	37
ACRES HARV. FOR SILAGE	1,200	23
YIELD - TONS/ACRE	13.3	11
PROD. - TONS	16,000	21
FARM VALUE	\$215,300	22

SUNFLOWERS 2001

ACRES PLANTED	2/
ACRES HARVESTED	2/
YIELD - LB./ACRE	2/
PROD. - LB.	2/
FARM VALUE	2/

SOYBEANS 2001

ACRES PLANTED	21,500	48
ACRES HARVESTED	21,100	48
YIELD - BU./ACRE	33	45
PROD. - BU.	686,100	48
FARM VALUE	\$2,881,000	48
IRRIGATED ACRES HARV.	1,000	47
YIELD - BU./ACRE	60	3
PROD. - BU.	60,100	42
NON-IRRIGATED ACRES HARV.	20,100	14
YIELD - BU./ACRE	31	6
PROD. - BU.	626,000	11

RANK IN
STATE

ALFALFA HAY 2001

ACRES HARVESTED	6,200	51
YIELD - TONS/ACRE	3.4	69
PROD. - TONS	21,100	59
FARM VALUE	\$2,346,500	53

ALL OTHER HAY 2001

ACRES HARVESTED	14,100	59
YIELD - TONS/ACRE	2.7	2
PROD. - TONS	37,800	45
FARM VALUE	\$2,232,000	46

ALL HAY 2001

ACRES HARVESTED	20,300	68
YIELD - TONS/ACRE	2.9	36
PROD. - TONS	58,900	65
FARM VALUE	\$4,578,500	64
PASTURE ACREAGE-1997 CENSUS OF AG	135,000	63

LIVESTOCK INVENTORIES 4/

ALL CATTLE, JAN. 1, 2002	32,900	77
COWS THAT HAVE CALVED	11,400	75
BEEF	3/	
MILK	3/	
OTHER CATTLE	21,500	69
CATTLE ON FEED-JAN. 1, 2002	3/	
CALVES BORN - 2001	10,500	75

INVENTORY VALUES 4/

CATTLE AND CALVES-JAN. 1, 2002	\$21,055,000	77
--------------------------------	--------------	----

PRODUCTION 1/

MILK-2001-1,000 LBS.	3/
FARM VALUE	3/

1/ DUE TO THE STATE BUDGET DIFFICULTIES HOGS, SHEEP, AND POULTRY VALUE OF PRODUCTION ARE NOT AVAILABLE AT COUNTY LEVEL.

2/ DATA NOT PUBLISHED FOR ALL PRACTICES BECAUSE OF INSUFFICIENT REPORTS OR RELATIVE UNIMPORTANCE OF SOME PRACTICES.

3/ DATA NOT PUBLISHED TO AVOID DISCLOSURE OF INDIVIDUAL REPORTS.

4/ DUE TO THE STATE BUDGET DIFFICULTIES HOGS, SHEEP, AND POULTRY INVENTORIES AND INVENTORY VALUE ARE NOT AVAILABLE AT COUNTY LEVEL.

09/02 161

POPULATION-2000-U.S. CENSUS EST.	62,843	8
NO. OF FARMS 2001	500	56
LAND IN FARMS 2001-ACRES	243,000	98
ACRES HARVESTED 2001	97,650	96
VALUE OF CROPS HARV. 2001	\$15,410,400	93
VALUE OF CATTLE & MILK PROD. 2001	\$10,752,900	81
PRECIPITATION JAN.-DEC. 2001-IN.	34.22	30
PRECIPITATION LONGTIME AVERAGE-IN.	33.82	36

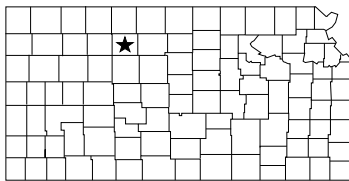
WHEAT 2001

ACRES SEEDED IN 2000	26,000	81
ACRES HARVESTED IN 2001	23,900	81
YIELD-BU./ACRE	46	23
PROD.-BU.	1,089,000	81
FARM VALUE	\$2,995,000	81
IRRIGATED ACRES HARV.	2/	
YIELD - BU./ACRE	2/	
PROD. - BU.	2/	
CONT. CROP DRYLAND ACRES HARV.	23,900	54
YIELD - BU./ACRE	46	21
PROD. - BU.	1,089,000	48
SUMMER FALLOW ACRES HARV.	2/	
YIELD - BU./ACRE	2/	
PROD. - BU.	2/	

CORN 2001

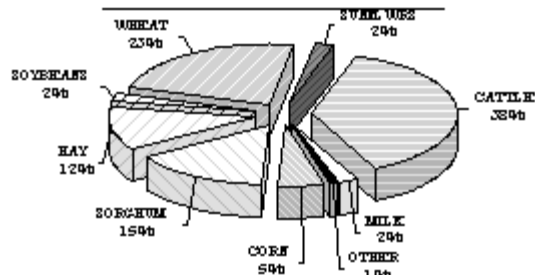
ACRES PLANTED	13,100	72
ACRES HARV. FOR GRAIN	9,600	74
YIELD - BU./ACRE	85	79
PROD. - BU.	816,000	75
FARM VALUE	\$1,528,800	75
IRRIGATED ACRES HARV.	2,000	50
YIELD - BU./ACRE	146	52
PROD. - BU.	291,000	51
NON-IRRIGATED ACRES HARV.	7,600	36
YIELD - BU./ACRE	69	21
PROD. - BU.	525,000	30
ACRES HARV. FOR SILAGE	3,400	31
YIELD - TONS/ACRE	10.4	49
PROD. - TONS	35,500	33
FARM VALUE	\$551,200	34

FARM FACTS 2001-2002



RANK IN
STATE

VALUE OF PRODUCTION 1/ ROOKS COUNTY



SORGHUM 2001

ACRES PLANTED	46,000	35
ACRES HARV. FOR GRAIN	43,400	35
YIELD - BU./ACRE	71	43
PROD. - BU.	3,078,500	33
FARM VALUE	\$5,631,600	32
IRRIGATED ACRES HARV.	2/	
YIELD - BU./ACRE	2/	
PROD. - BU.	2/	
NON-IRRIGATED ACRES HARV.	2/	
YIELD - BU./ACRE	2/	
PROD. - BU.	2/	
ACRES HARV. FOR SILAGE	1,000	30
YIELD - TONS/ACRE	12.8	14
PROD. - TONS	12,800	24
FARM VALUE	\$181,300	24

SUNFLOWERS 2001

ACRES PLANTED	8,500	12
ACRES HARVESTED	8,400	11
YIELD - LB./ACRE	1,315	17
PROD. - LB.	11,045,900	8
FARM VALUE	\$884,900	10

SOYBEANS 2001

ACRES PLANTED	9,300	70
ACRES HARVESTED	9,100	70
YIELD - BU./ACRE	23	82
PROD. - BU.	209,300	74
FARM VALUE	\$849,000	74
IRRIGATED ACRES HARV.	2/	
YIELD - BU./ACRE	2/	
PROD. - BU.	2/	
NON-IRRIGATED ACRES HARV.	2/	
YIELD - BU./ACRE	2/	
PROD. - BU.	2/	

ALFALFA HAY 2001

ACRES HARVESTED	9,100	34
YIELD - TONS/ACRE	3.8	56
PROD. - TONS	34,700	36
FARM VALUE	\$2,652,000	45

ALL OTHER HAY 2001

ACRES HARVESTED	12,600	66
YIELD - TONS/ACRE	2.5	8
PROD. - TONS	31,900	54
FARM VALUE	\$1,766,500	55

ALL HAY 2001

ACRES HARVESTED	21,700	66
YIELD - TONS/ACRE	3.1	29
PROD. - TONS	66,600	56
FARM VALUE	\$4,418,500	65
PASTURE ACREAGE-1997 CENSUS OF AG	258,000	17

LIVESTOCK INVENTORIES 4/

ALL CATTLE, JAN. 1, 2002	51,100	44
COWS THAT HAVE CALVED	23,550	10
BEEF	3/	
MILK	3/	
OTHER CATTLE	27,550	52
CATTLE ON FEED-JAN. 1, 2002	3/	
CALVES BORN - 2001	21,800	10

INVENTORY VALUES 4/

CATTLE AND CALVES-JAN. 1, 2002	\$32,705,000	44
--------------------------------	--------------	----

PRODUCTION 1/

MILK-2001-1,000 LBS.	3/	
FARM VALUE	3/	

1/ DUE TO THE STATE BUDGET DIFFICULTIES HOGS, SHEEP, AND POULTRY VALUE OF PRODUCTION ARE NOT AVAILABLE AT COUNTY LEVEL.

2/ DATA NOT PUBLISHED FOR ALL PRACTICES BECAUSE OF INSUFFICIENT REPORTS OR RELATIVE UNIMPORTANCE OF SOME PRACTICES.

3/ DATA NOT PUBLISHED TO AVOID DISCLOSURE OF INDIVIDUAL REPORTS.

4/ DUE TO THE STATE BUDGET DIFFICULTIES HOGS, SHEEP, AND POULTRY INVENTORIES AND INVENTORY VALUE ARE NOT AVAILABLE AT COUNTY LEVEL.

RANK IN
STATE

POPULATION-2000-U.S. CENSUS EST.	5,685	68
NO. OF FARMS 2001	430	73
LAND IN FARMS 2001-ACRES	585,000	18
ACRES HARVESTED 2001	179,470	62
VALUE OF CROPS HARV. 2001	\$22,489,100	68
VALUE OF CATTLE & MILK PROD. 2001	\$15,356,900	57
PRECIPITATION JAN.-DEC. 2001-IN.	25.35	65
PRECIPITATION LONGTIME AVERAGE-IN.	23.20	74

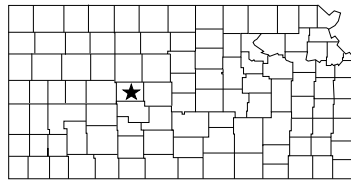
WHEAT 2001

ACRES SEEDED IN 2000	112,000	41
ACRES HARVESTED IN 2001	82,700	50
YIELD-BU./ACRE	38	74
PROD-BU.	3,120,000	56
FARM VALUE	\$8,610,000	56
IRRIGATED ACRES HARV.	2/	
YIELD - BU./ACRE	2/	
PROD. - BU.	2/	
CONT. CROP DRYLAND ACRES HARV.	34,000	42
YIELD - BU./ACRE	32	85
PROD. - BU.	1,081,100	49
SUMMER FALLOW ACRES HARV.	48,700	29
YIELD - BU./ACRE	42	16
PROD. - BU.	2,038,900	26

CORN 2001

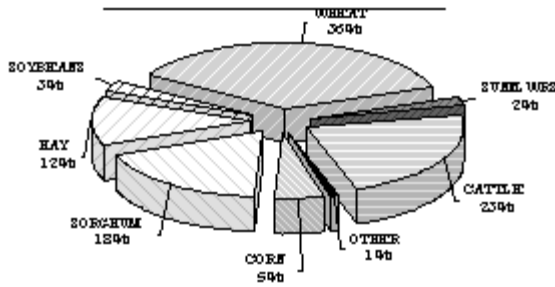
ACRES PLANTED	12,500	74
ACRES HARV. FOR GRAIN	10,300	73
YIELD - BU./ACRE	74	93
PROD. - BU.	760,000	77
FARM VALUE	\$1,431,500	78
IRRIGATED ACRES HARV.	2/	
YIELD - BU./ACRE	2/	
PROD. - BU.	2/	
NON-IRRIGATED ACRES HARV.	2/	
YIELD - BU./ACRE	2/	
PROD. - BU.	2/	
ACRES HARV. FOR SILAGE	2,100	42
YIELD - TONS/ACRE	12.5	31
PROD. - TONS	26,300	40
FARM VALUE	\$416,500	41

FARM FACTS 2001-2002



RANK IN
STATE

VALUE OF PRODUCTION 1/ RUSH COUNTY



SORGHUM 2001

ACRES PLANTED	52,000	31
ACRES HARV. FOR GRAIN	49,100	31
YIELD - BU./ACRE	53	78
PROD. - BU.	2,622,100	40
FARM VALUE	\$5,006,400	38
IRRIGATED ACRES HARV.	1,600	31
YIELD - BU./ACRE	103	8
PROD. - BU.	164,800	30
NON-IRRIGATED ACRES HARV.	47,500	23
YIELD - BU./ACRE	52	55
PROD. - BU.	2,457,300	26
ACRES HARV. FOR SILAGE	2/	
YIELD - TONS/ACRE	2/	
PROD. - TONS	2/	
FARM VALUE	2/	

SUNFLOWERS 2001

ACRES PLANTED	6,600	17
ACRES HARVESTED	6,500	17
YIELD - LB./ACRE	1,004	34
PROD. - LB.	6,528,200	23
FARM VALUE	\$529,800	23

SOYBEANS 2001

ACRES PLANTED	8,200	72
ACRES HARVESTED	7,900	72
YIELD - BU./ACRE	29	63
PROD. - BU.	227,600	73
FARM VALUE	\$942,000	73
IRRIGATED ACRES HARV.	5,000	22
YIELD - BU./ACRE	35	46
PROD. - BU.	175,500	26
NON-IRRIGATED ACRES HARV.	2,900	32
YIELD - BU./ACRE	18	27
PROD. - BU.	52,100	31

RANK IN
STATE

ALFALFA HAY 2001

ACRES HARVESTED	4,700	67
YIELD - TONS/ACRE	4.7	27
PROD. - TONS	22,200	55
FARM VALUE	\$2,265,500	54

ALL OTHER HAY 2001

ACRES HARVESTED	10,300	72
YIELD - TONS/ACRE	2.0	25
PROD. - TONS	20,100	69
FARM VALUE	\$1,295,500	65

ALL HAY 2001

ACRES HARVESTED	15,000	82
YIELD - TONS/ACRE	2.8	38
PROD. - TONS	42,300	81
FARM VALUE	\$3,561,000	74
PASTURE ACREAGE-1997 CENSUS OF AG	104,000	84

LIVESTOCK INVENTORIES 4/

ALL CATTLE, JAN. 1, 2002	24,600	92
COWS THAT HAVE CALVED	8,900	87
BEEF	8,900	48
OTHER CATTLE	15,700	86
CATTLE ON FEED-JAN. 1, 2002	3/	
CALVES BORN - 2001	8,500	86

INVENTORY VALUES 4/

CATTLE AND CALVES-JAN. 1, 2002	\$15,745,000	92
--------------------------------	--------------	----

1/ DUE TO THE STATE BUDGET DIFFICULTIES HOGS, SHEEP, AND POULTRY VALUE OF PRODUCTION ARE NOT AVAILABLE AT COUNTY LEVEL.

2/ DATA NOT PUBLISHED FOR ALL PRACTICES BECAUSE OF INSUFFICIENT REPORTS OR RELATIVE UNIMPORTANCE OF SOME PRACTICES.

3/ DATA NOT PUBLISHED TO AVOID DISCLOSURE OF INDIVIDUAL REPORTS.

4/ DUE TO THE STATE BUDGET DIFFICULTIES HOGS, SHEEP, AND POULTRY INVENTORIES AND INVENTORY VALUE ARE NOT AVAILABLE AT COUNTY LEVEL.

09/02 165

POPULATION-2000-U.S. CENSUS EST.	3,551	82
NO. OF FARMS 2001	500	56
LAND IN FARMS 2001-ACRES	425,000	63
ACRES HARVESTED 2001	203,430	52
VALUE OF CROPS HARV. 2001	\$22,780,800	67
VALUE OF CATTLE & MILK PROD. 2001	\$6,947,500	98
PRECIPITATION JAN.-DEC. 2001-IN.	26.30	60
PRECIPITATION LONGTIME AVERAGE-IN.	23.51	72

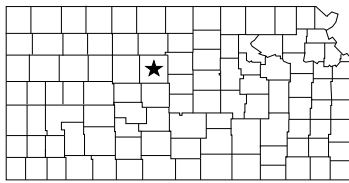
WHEAT 2001

ACRES SEEDING IN 2000	133,000	29
ACRES HARVESTED IN 2001	113,100	27
YIELD-BU./ACRE	34	95
PROD.-BU.	3,868,000	34
FARM VALUE	\$10,790,000	31
IRRIGATED ACRES HARV.	2/	
YIELD - BU./ACRE	2/	
PROD. - BU.	2/	
CONT. CROP DRYLAND ACRES HARV.	45,000	33
YIELD - BU./ACRE	32	85
PROD. - BU.	1,455,600	38
SUMMER FALLOW ACRES HARV.	68,100	16
YIELD - BU./ACRE	35	44
PROD. - BU.	2,412,400	17

CORN 2001

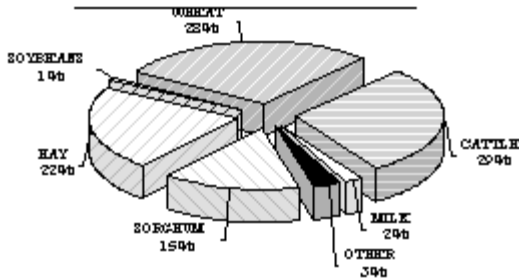
ACRES PLANTED	10,200	79
ACRES HARV. FOR GRAIN	8,200	78
YIELD - BU./ACRE	85	79
PROD. - BU.	693,000	82
FARM VALUE	\$1,389,100	81
IRRIGATED ACRES HARV.	3,600	45
YIELD - BU./ACRE	143	53
PROD. - BU.	515,000	48
NON-IRRIGATED ACRES HARV.	4,600	48
YIELD - BU./ACRE	39	54
PROD. - BU.	178,000	51
ACRES HARV. FOR SILAGE	1,600	50
YIELD - TONS/ACRE	8.0	63
PROD. - TONS	12,800	59
FARM VALUE	\$211,800	58

FARM FACTS 2001-2002



RANK IN
STATE

VALUE OF PRODUCTION 1/ RUSSELL COUNTY



SORGHUM 2001

ACRES PLANTED	36,800	46
ACRES HARV. FOR GRAIN	31,500	49
YIELD - BU./ACRE	58	70
PROD. - BU.	1,838,400	54
FARM VALUE	\$3,510,100	52
IRRIGATED ACRES HARV.	2/	
YIELD - BU./ACRE	2/	
PROD. - BU.	2/	
NON-IRRIGATED ACRES HARV.	2/	
YIELD - BU./ACRE	2/	
PROD. - BU.	2/	
ACRES HARV. FOR SILAGE	2,800	7
YIELD - TONS/ACRE	16.9	4
PROD. - TONS	47,300	5
FARM VALUE	\$680,100	5

SUNFLOWERS 2001

ACRES PLANTED	2/
ACRES HARVESTED	2/
YIELD - LB./ACRE	2/
PROD. - LB.	2/
FARM VALUE	2/

SOYBEANS 2001

ACRES PLANTED	3,900	85
ACRES HARVESTED	3,100	85
YIELD - BU./ACRE	25	78
PROD. - BU.	78,600	87
FARM VALUE	\$325,000	87
IRRIGATED ACRES HARV.	2/	
YIELD - BU./ACRE	2/	
PROD. - BU.	2/	
NON-IRRIGATED ACRES HARV.	2/	
YIELD - BU./ACRE	2/	
PROD. - BU.	2/	

ALFALFA HAY 2001

ACRES HARVESTED	8,200	38
YIELD - TONS/ACRE	4.3	38
PROD. - TONS	35,300	34
FARM VALUE	\$3,602,500	31

ALL OTHER HAY 2001

ACRES HARVESTED	21,000	44
YIELD - TONS/ACRE	2.0	25
PROD. - TONS	42,700	37
FARM VALUE	\$2,752,000	37

ALL HAY 2001

ACRES HARVESTED	29,200	50
YIELD - TONS/ACRE	2.7	44
PROD. - TONS	78,000	45
FARM VALUE	\$6,354,500	39
PASTURE ACREAGE-1997 CENSUS OF AG	191,000	34

LIVESTOCK INVENTORIES 4/

ALL CATTLE, JAN. 1, 2002	29,500	88
COWS THAT HAVE CALVED	15,700	45
BEEF	3/	
MILK	3/	
OTHER CATTLE	13,800	90
CATTLE ON FEED-JAN. 1, 2002	3/	
CALVES BORN - 2001	15,000	44

INVENTORY VALUES 4/

CATTLE AND CALVES-JAN. 1, 2002	\$18,880,000	88
--------------------------------	--------------	----

PRODUCTION 1/

MILK-2001-1,000 LBS.	3/
FARM VALUE	3/

- 1/ DUE TO THE STATE BUDGET DIFFICULTIES HOGS, SHEEP, AND POULTRY VALUE OF PRODUCTION ARE NOT AVAILABLE AT COUNTY LEVEL.
- 2/ DATA NOT PUBLISHED FOR ALL PRACTICES BECAUSE OF INSUFFICIENT REPORTS OR RELATIVE UNIMPORTANCE OF SOME PRACTICES.
- 3/ DATA NOT PUBLISHED TO AVOID DISCLOSURE OF INDIVIDUAL REPORTS.
- 4/ DUE TO THE STATE BUDGET DIFFICULTIES HOGS, SHEEP, AND POULTRY INVENTORIES AND INVENTORY VALUE ARE NOT AVAILABLE AT COUNTY LEVEL.

RANK IN
STATE

POPULATION-2000-U.S. CENSUS EST.	7,370	54
NO. OF FARMS 2001	500	56
LAND IN FARMS 2001-ACRES	457,000	51
ACRES HARVESTED 2001	151,130	81
VALUE OF CROPS HARV. 2001	\$19,348,500	81
VALUE OF CATTLE & MILK PROD. 2001	\$8,915,700	94
PRECIPITATION JAN.-DEC. 2001-IN.	28.77	44
PRECIPITATION LONGTIME AVERAGE-IN.	26.45	59

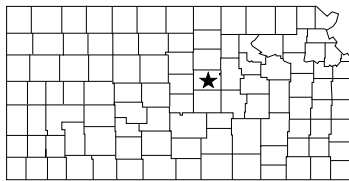
WHEAT 2001

ACRES SEEDED IN 2000	97,000	51
ACRES HARVESTED IN 2001	79,100	55
YIELD-BU./ACRE	36	89
PROD-BU.	2,871,000	58
FARM VALUE	\$8,010,000	57
IRRIGATED ACRES HARV.	2/	
YIELD - BU./ACRE	2/	
PROD. - BU.	2/	
CONT. CROP DRYLAND ACRES HARV.	35,800	38
YIELD - BU./ACRE	34	78
PROD. - BU.	1,211,300	43
SUMMER FALLOW ACRES HARV.	43,300	34
YIELD - BU./ACRE	38	29
PROD. - BU.	1,659,700	34

CORN 2001

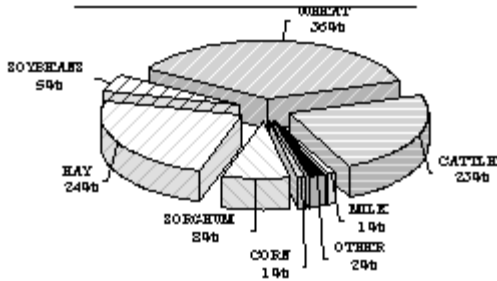
ACRES PLANTED	3,000	100
ACRES HARV. FOR GRAIN	2,100	100
YIELD - BU./ACRE	42	103
PROD. - BU.	88,000	102
FARM VALUE	\$176,400	102
IRRIGATED ACRES HARV.	2/	
YIELD - BU./ACRE	2/	
PROD. - BU.	2/	
NON-IRRIGATED ACRES HARV.	2/	
YIELD - BU./ACRE	2/	
PROD. - BU.	2/	
ACRES HARV. FOR SILAGE	500	66
YIELD - TONS/ACRE	9.0	54
PROD. - TONS	4,500	66
FARM VALUE	\$74,500	66

FARM FACTS 2001-2002



RANK IN
STATE

VALUE OF PRODUCTION 1/ SALINE COUNTY



SORGHUM 2001

ACRES PLANTED	32,000	52
ACRES HARV. FOR GRAIN	31,100	50
YIELD - BU./ACRE	61	62
PROD. - BU.	1,888,100	51
FARM VALUE	\$3,605,000	50
IRRIGATED ACRES HARV.	2/	
YIELD - BU./ACRE	2/	
PROD. - BU.	2/	
NON-IRRIGATED ACRES HARV.	2/	
YIELD - BU./ACRE	2/	
PROD. - BU.	2/	
ACRES HARV. FOR SILAGE	2/	
YIELD - TONS/ACRE	2/	
PROD. - TONS	2/	
FARM VALUE	2/	

SUNFLOWERS 2001

ACRES PLANTED	1,200	48
ACRES HARVESTED	1,200	48
YIELD - LB./ACRE	988	37
PROD. - LB.	1,186,100	48
FARM VALUE	\$96,500	48

SOYBEANS 2001

ACRES PLANTED	22,300	47
ACRES HARVESTED	21,400	46
YIELD - BU./ACRE	29	63
PROD. - BU.	611,300	53
FARM VALUE	\$2,530,000	53
IRRIGATED ACRES HARV.	2,500	33
YIELD - BU./ACRE	49	32
PROD. - BU.	122,500	34
NON-IRRIGATED ACRES HARV.	18,900	17
YIELD - BU./ACRE	26	14
PROD. - BU.	488,800	12

RANK IN
STATE

POPULATION-2000-U.S. CENSUS EST.	53,597	10
NO. OF FARMS 2001	700	33
LAND IN FARMS 2001-ACRES	411,000	66
ACRES HARVESTED 2001	256,250	29
VALUE OF CROPS HARV. 2001	\$34,756,500	38
VALUE OF CATTLE & MILK PROD. 2001	\$11,371,400	77
PRECIPITATION JAN.-DEC. 2001-IN.	24.17	69
PRECIPITATION LONGTIME AVERAGE-IN.	29.82	48

ALFALFA HAY 2001

ACRES HARVESTED	18,100	11
YIELD - TONS/ACRE	4.6	31
PROD. - TONS	83,500	10
FARM VALUE	\$8,522,000	10

ALL OTHER HAY 2001

ACRES HARVESTED	37,800	24
YIELD - TONS/ACRE	1.1	94
PROD. - TONS	40,400	39
FARM VALUE	\$2,604,000	39

WHEAT 2001

ACRES SEEDING IN 2000	153,000	19
ACRES HARVESTED IN 2001	140,700	15
YIELD-BU./ACRE	42	50
PROD.-BU.	5,938,000	14
FARM VALUE	\$16,570,000	13
IRRIGATED ACRES HARV.	2/	
YIELD - BU./ACRE	2/	
PROD. - BU.	2/	
CONT. CROP DRYLAND ACRES HARV.	136,800	8
YIELD - BU./ACRE	43	34
PROD. - BU.	5,834,500	8
SUMMER FALLOW ACRES HARV.	3,900	63
YIELD - BU./ACRE	27	65
PROD. - BU.	103,500	63

ALL HAY 2001

ACRES HARVESTED	55,900	11
YIELD - TONS/ACRE	2.2	60
PROD. - TONS	123,900	10
FARM VALUE	\$11,126,000	9
PASTURE ACREAGE-1997 CENSUS OF AG	153,000	50

LIVESTOCK INVENTORIES 4/

ALL CATTLE, JAN. 1, 2002	39,700	63
COWS THAT HAVE CALVED	17,800	33
BEEF	17,600	20
MILK	200	41
OTHER CATTLE	21,900	68
CATTLE ON FEED-JAN. 1, 2002	3/	
CALVES BORN - 2001	16,900	32

INVENTORY VALUES 4/

CATTLE AND CALVES-JAN. 1, 2002	\$25,410,000	63
--------------------------------	--------------	----

CORN 2001

ACRES PLANTED	4,800	95
ACRES HARV. FOR GRAIN	4,000	93
YIELD - BU./ACRE	62	99
PROD. - BU.	247,000	98
FARM VALUE	\$495,100	98
IRRIGATED ACRES HARV.	600	60
YIELD - BU./ACRE	162	32
PROD. - BU.	97,000	60
NON-IRRIGATED ACRES HARV.	3,400	53
YIELD - BU./ACRE	44	46
PROD. - BU.	150,000	55
ACRES HARV. FOR SILAGE	700	64
YIELD - TONS/ACRE	12.1	34
PROD. - TONS	8,500	63
FARM VALUE	\$140,700	63

PRODUCTION 1/

MILK-2001-1,000 LBS.	3,800	39
FARM VALUE	\$551,000	39

1/ DUE TO THE STATE BUDGET DIFFICULTIES HOGS, SHEEP, AND POULTRY VALUE OF PRODUCTION ARE NOT AVAILABLE AT COUNTY LEVEL.

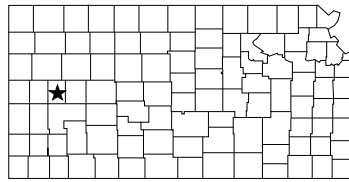
2/ DATA NOT PUBLISHED FOR ALL PRACTICES BECAUSE OF INSUFFICIENT REPORTS OR RELATIVE UNIMPORTANCE OF SOME PRACTICES.

3/ DATA NOT PUBLISHED TO AVOID DISCLOSURE OF INDIVIDUAL REPORTS.

4/ DUE TO THE STATE BUDGET DIFFICULTIES HOGS, SHEEP, AND POULTRY INVENTORIES AND INVENTORY VALUE ARE NOT AVAILABLE AT COUNTY LEVEL.

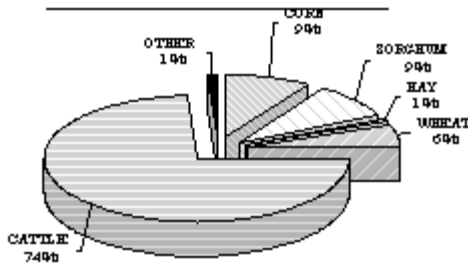
09/02 169

FARM FACTS 2001-2002



RANK IN
STATE

VALUE OF PRODUCTION 1/ SCOTT COUNTY



SORGHUM 2001

ACRES PLANTED	106,100	2
ACRES HARV. FOR GRAIN	103,300	2
YIELD - BU./ACRE	79	18
PROD. - BU.	8,180,700	1
FARM VALUE	\$15,128,700	1
IRRIGATED ACRES HARV.	3,200	18
YIELD - BU./ACRE	107	6
PROD. - BU.	341,900	20
NON-IRRIGATED ACRES HARV.	100,100	1
YIELD - BU./ACRE	78	16
PROD. - BU.	7,838,800	1
ACRES HARV. FOR SILAGE	2/	
YIELD - TONS/ACRE	2/	
PROD. - TONS	2/	
FARM VALUE	2/	

SUNFLOWERS 2001

ACRES PLANTED	2,800	34
ACRES HARVESTED	2,700	35
YIELD - LB./ACRE	1,811	5
PROD. - LB.	4,890,000	29
FARM VALUE	\$404,900	29

SOYBEANS 2001

ACRES PLANTED	2,000	91
ACRES HARVESTED	1,900	91
YIELD - BU./ACRE	35	35
PROD. - BU.	65,700	90
FARM VALUE	\$265,000	90
IRRIGATED ACRES HARV.	1,500	42
YIELD - BU./ACRE	37	44
PROD. - BU.	55,000	44
NON-IRRIGATED ACRES HARV.	400	47
YIELD - BU./ACRE	27	13
PROD. - BU.	10,700	45

RANK IN
STATE

POPULATION-2000-U.S. CENSUS EST.	5,120	71
NO. OF FARMS 2001	350	85
LAND IN FARMS 2001-ACRES	495,000	39
ACRES HARVESTED 2001	260,980	26
VALUE OF CROPS HARV. 2001	\$41,521,400	28
VALUE OF CATTLE & MILK PROD. 2001	\$122,033,400	3
PRECIPITATION JAN.-DEC. 2001-IN.	17.80	92
PRECIPITATION LONGTIME AVERAGE-IN.	20.30	86

WHEAT 2001

ACRES SEEDING IN 2000	156,000	17
ACRES HARVESTED IN 2001	91,500	39
YIELD-BU./ACRE	38	74
PROD-BU.	3,456,000	46
FARM VALUE	\$9,470,000	47
IRRIGATED ACRES HARV.	12,300	12
YIELD - BU./ACRE	47	30
PROD. - BU.	572,300	14
CONT. CROP DRYLAND ACRES HARV.	17,100	59
YIELD - BU./ACRE	33	81
PROD. - BU.	570,400	66
SUMMER FALLOW ACRES HARV.	62,100	19
YIELD - BU./ACRE	37	35
PROD. - BU.	2,313,300	19

CORN 2001

ACRES PLANTED	53,800	21
ACRES HARV. FOR GRAIN	43,000	28
YIELD - BU./ACRE	120	33
PROD. - BU.	5,161,000	24
FARM VALUE	\$11,021,000	23
IRRIGATED ACRES HARV.	22,300	21
YIELD - BU./ACRE	164	30
PROD. - BU.	3,650,000	20
NON-IRRIGATED ACRES HARV.	20,700	16
YIELD - BU./ACRE	73	17
PROD. - BU.	1,511,000	16
ACRES HARV. FOR SILAGE	10,400	3
YIELD - TONS/ACRE	17.0	7
PROD. - TONS	176,300	4
FARM VALUE	\$3,188,000	4

ALFALFA HAY 2001

ACRES HARVESTED	2,100	90
YIELD - TONS/ACRE	5.9	11
PROD. - TONS	12,400	76
FARM VALUE	\$1,091,000	84

ALL OTHER HAY 2001

ACRES HARVESTED	4,100	96
YIELD - TONS/ACRE	2.5	8
PROD. - TONS	10,300	89
FARM VALUE	\$546,000	90

ALL HAY 2001

ACRES HARVESTED	6,200	102
YIELD - TONS/ACRE	3.7	15
PROD. - TONS	22,700	97
FARM VALUE	\$1,637,000	99
PASTURE ACREAGE-1997 CENSUS OF AG	80,000	93

LIVESTOCK INVENTORIES 4/

ALL CATTLE, JAN. 1, 2002	258,400	3
COWS THAT HAVE CALVED	6,700	96
BEEF	3/	
MILK	3/	
OTHER CATTLE	251,700	3
CATTLE ON FEED-JAN. 1, 2002	231,000	3
CALVES BORN - 2001	5,400	98

INVENTORY VALUES 4/

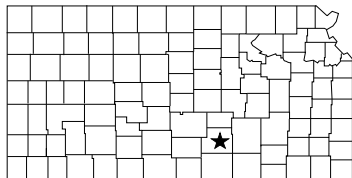
CATTLE AND CALVES-JAN. 1, 2002	\$165,365,000	3
--------------------------------	---------------	---

PRODUCTION 1/

MILK-2001-1,000 LBS.	3/	
FARM VALUE	3/	
1/ DUE TO THE STATE BUDGET DIFFICULTIES HOGS, SHEEP, AND POULTRY VALUE OF PRODUCTION ARE NOT AVAILABLE AT COUNTY LEVEL.		
2/ DATA NOT PUBLISHED FOR ALL PRACTICES BECAUSE OF INSUFFICIENT REPORTS OR RELATIVE UNIMPORTANCE OF SOME PRACTICES.		
3/ DATA NOT PUBLISHED TO AVOID DISCLOSURE OF INDIVIDUAL REPORTS.		
4/ DUE TO THE STATE BUDGET DIFFICULTIES HOGS, SHEEP, AND POULTRY INVENTORIES AND INVENTORY VALUE ARE NOT AVAILABLE AT COUNTY LEVEL.		

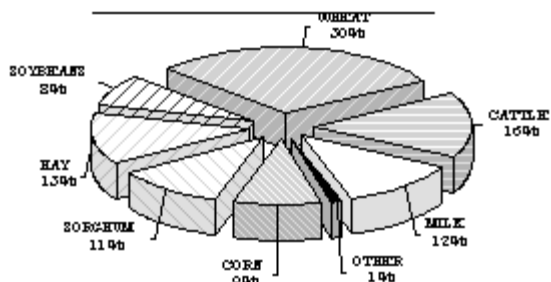
09/02 171

FARM FACTS 2001-2002



RANK IN
STATE

VALUE OF PRODUCTION 1/ SEDGWICK COUNTY



RANK IN
STATE

POPULATION-2000-U.S. CENSUS EST.	452,869	1
NO. OF FARMS 2001	1,500	1
LAND IN FARMS 2001-ACRES	530,000	32
ACRES HARVESTED 2001	368,070	6
VALUE OF CROPS HARV. 2001	\$45,652,200	21
VALUE OF CATTLE & MILK PROD. 2001	\$17,867,800	46
PRECIPITATION JAN.-DEC. 2001-IN.	28.54	47
PRECIPITATION LONGTIME AVERAGE-IN.	29.33	49

WHEAT 2001

ACRES SEEDDED IN 2000	192,000	7
ACRES HARVESTED IN 2001	172,400	6
YIELD-BU./ACRE	40	59
PROD.-BU.	6,906,000	7
FARM VALUE	\$19,130,000	7
IRRIGATED ACRES HARV.	4,000	28
YIELD - BU./ACRE	55	11
PROD. - BU.	220,000	27
CONT. CROP DRYLAND ACRES HARV.	164,100	5
YIELD - BU./ACRE	40	45
PROD. - BU.	6,520,700	5
SUMMER FALLOW ACRES HARV.	4,300	62
YIELD - BU./ACRE	38	29
PROD. - BU.	165,300	62

CORN 2001

ACRES PLANTED	23,400	52
ACRES HARV. FOR GRAIN	17,900	55
YIELD - BU./ACRE	135	22
PROD. - BU.	2,424,000	47
FARM VALUE	\$4,956,500	45
IRRIGATED ACRES HARV.	13,700	26
YIELD - BU./ACRE	157	41
PROD. - BU.	2,153,000	26
NON-IRRIGATED ACRES HARV.	4,200	51
YIELD - BU./ACRE	65	23
PROD. - BU.	271,000	43
ACRES HARV. FOR SILAGE	4,200	22
YIELD - TONS/ACRE	9.8	51
PROD. - TONS	41,100	28
FARM VALUE	\$713,800	28

SORGHUM 2001

ACRES PLANTED	85,400	7
ACRES HARV. FOR GRAIN	77,800	9
YIELD - BU./ACRE	45	89
PROD. - BU.	3,480,300	23
FARM VALUE	\$6,436,200	24
IRRIGATED ACRES HARV.	4,400	15
YIELD - BU./ACRE	96	17
PROD. - BU.	423,100	12
NON-IRRIGATED ACRES HARV.	73,400	8
YIELD - BU./ACRE	42	66
PROD. - BU.	3,057,200	20
ACRES HARV. FOR SILAGE	3,800	3
YIELD - TONS/ACRE	5.6	34
PROD. - TONS	21,200	12
FARM VALUE	\$326,400	12

SUNFLOWERS 2001

ACRES PLANTED	2,200	40
ACRES HARVESTED	2,200	40
YIELD - LB./ACRE	1,406	14
PROD. - LB.	3,093,400	35
FARM VALUE	\$241,400	37

SOYBEANS 2001

ACRES PLANTED	41,400	26
ACRES HARVESTED	36,400	30
YIELD - BU./ACRE	34	39
PROD. - BU.	1,230,100	24
FARM VALUE	\$5,090,000	24
IRRIGATED ACRES HARV.	16,500	4
YIELD - BU./ACRE	50	27
PROD. - BU.	823,600	5
NON-IRRIGATED ACRES HARV.	19,900	15
YIELD - BU./ACRE	20	23
PROD. - BU.	406,500	15

ALFALFA HAY 2001

ACRES HARVESTED	18,500	9
YIELD - TONS/ACRE	3.3	73
PROD. - TONS	61,600	20
FARM VALUE	\$5,668,500	20

ALL OTHER HAY 2001

ACRES HARVESTED	32,900	29
YIELD - TONS/ACRE	1.7	47
PROD. - TONS	54,500	28
FARM VALUE	\$2,898,000	32

ALL HAY 2001

ACRES HARVESTED	51,400	18
YIELD - TONS/ACRE	2.3	53
PROD. - TONS	116,100	12
FARM VALUE	\$8,566,500	17
PASTURE ACREAGE-1997 CENSUS OF AG	144,000	57

LIVESTOCK INVENTORIES 4/

ALL CATTLE, JAN. 1, 2002	36,000	70
COWS THAT HAVE CALVED	15,900	44
BEEF	13,100	36
MILK	2,800	4
OTHER CATTLE	20,100	74
CATTLE ON FEED-JAN. 1, 2002	3/	
CALVES BORN - 2001	14,700	45

INVENTORY VALUES 4/

CATTLE AND CALVES-JAN. 1, 2002	\$23,040,000	70
--------------------------------	--------------	----

PRODUCTION 1/

MILK-2001-1,000 LBS.	52,300	4
FARM VALUE	\$7,583,000	4

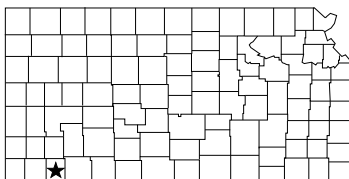
1/ DUE TO THE STATE BUDGET DIFFICULTIES HOGS, SHEEP, AND POULTRY VALUE OF PRODUCTION ARE NOT AVAILABLE AT COUNTY LEVEL.

3/ DATA NOT PUBLISHED TO AVOID DISCLOSURE OF INDIVIDUAL REPORTS.

4/ DUE TO THE STATE BUDGET DIFFICULTIES HOGS, SHEEP, AND POULTRY INVENTORIES AND INVENTORY VALUE ARE NOT AVAILABLE AT COUNTY LEVEL.

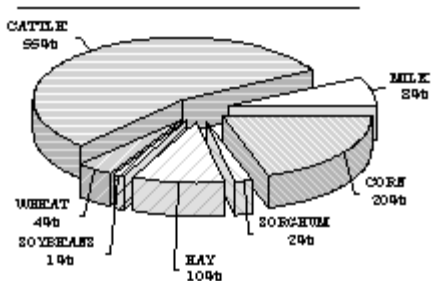
09/02 173

FARM FACTS 2001-2002



RANK IN
STATE

VALUE OF PRODUCTION 1/ SEWARD COUNTY



SORGHUM 2001

ACRES PLANTED	34,000	51
ACRES HARV. FOR GRAIN	29,100	55
YIELD - BU./ACRE	43	94
PROD. - BU.	1,265,100	65
FARM VALUE	\$2,390,100	63
IRRIGATED ACRES HARV.	3,100	20
YIELD - BU./ACRE	123	1
PROD. - BU.	381,100	16
NON-IRRIGATED ACRES HARV.	26,000	36
YIELD - BU./ACRE	34	75
PROD. - BU.	884,000	50
ACRES HARV. FOR SILAGE	2/	
YIELD - TONS/ACRE	2/	
PROD. - TONS	2/	
FARM VALUE	2/	

SUNFLOWERS 2001

ACRES PLANTED	2/
ACRES HARVESTED	2/
YIELD - LB./ACRE	2/
PROD. - LB.	2/
FARM VALUE	2/

SOYBEANS 2001

ACRES PLANTED	11,400	66
ACRES HARVESTED	10,300	66
YIELD - BU./ACRE	32	49
PROD. - BU.	326,600	68
FARM VALUE	\$1,316,000	68
IRRIGATED ACRES HARV.	8,600	17
YIELD - BU./ACRE	36	45
PROD. - BU.	307,900	21
NON-IRRIGATED ACRES HARV.	1,700	38
YIELD - BU./ACRE	11	47
PROD. - BU.	18,700	42

RANK IN
STATE

POPULATION-2000-U.S. CENSUS EST.	22,510	27
NO. OF FARMS 2001	270	95
LAND IN FARMS 2001-ACRES	342,000	82
ACRES HARVESTED 2001	168,100	71
VALUE OF CROPS HARV. 2001	\$44,087,600	24
VALUE OF CATTLE & MILK PROD. 2001	\$73,933,300	9
PRECIPITATION JAN.-DEC. 2001-IN.	15.64	100
PRECIPITATION LONGTIME AVERAGE-IN.	19.14	92

WHEAT 2001

ACRES SEEDING IN 2000	71,000	68
ACRES HARVESTED IN 2001	47,800	69
YIELD-BU./ACRE	38	74
PROD-BU.	1,828,000	70
FARM VALUE	\$4,955,000	70
IRRIGATED ACRES HARV.	15,000	10
YIELD - BU./ACRE	45	35
PROD. - BU.	680,300	11
CONT. CROP DRYLAND ACRES HARV.	2,800	102
YIELD - BU./ACRE	31	91
PROD. - BU.	86,800	102
SUMMER FALLOW ACRES HARV.	30,000	37
YIELD - BU./ACRE	35	44
PROD. - BU.	1,060,900	40

CORN 2001

ACRES PLANTED	63,800	17
ACRES HARV. FOR GRAIN	61,900	14
YIELD - BU./ACRE	169	4
PROD. - BU.	10,478,000	11
FARM VALUE	\$23,324,900	9
IRRIGATED ACRES HARV.	2/	
YIELD - BU./ACRE	2/	
PROD. - BU.	2/	
NON-IRRIGATED ACRES HARV.	2/	
YIELD - BU./ACRE	2/	
PROD. - BU.	2/	
ACRES HARV. FOR SILAGE	2/	
YIELD - TONS/ACRE	2/	
PROD. - TONS	2/	
FARM VALUE	2/	

ALFALFA HAY 2001

ACRES HARVESTED	11,500	23
YIELD - TONS/ACRE	9.4	1
PROD. - TONS	108,500	6
FARM VALUE	\$11,099,500	6

ALL OTHER HAY 2001

ACRES HARVESTED	3,700	99
YIELD - TONS/ACRE	.8	104
PROD. - TONS	3,100	101
FARM VALUE	\$194,000	101

ALL HAY 2001

ACRES HARVESTED	15,200	81
YIELD - TONS/ACRE	7.3	1
PROD. - TONS	111,600	14
FARM VALUE	\$11,293,500	7
PASTURE ACREAGE-1997 CENSUS OF AG	89,000	89

LIVESTOCK INVENTORIES 4/

ALL CATTLE, JAN. 1, 2002	3/
COWS THAT HAVE CALVED	3/
BEEF	3/
MILK	3/
OTHER CATTLE	3/
CATTLE ON FEED-JAN. 1, 2002	3/
CALVES BORN - 2001	3/

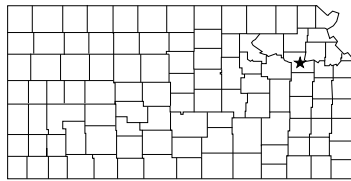
INVENTORY VALUES 4/

CATTLE AND CALVES-JAN. 1, 2002	3/
--------------------------------	----

PRODUCTION 1/

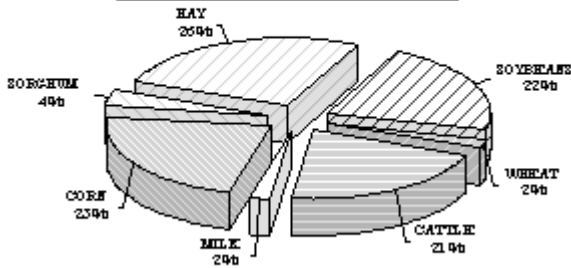
MILK-2001-1,000 LBS.	3/
FARM VALUE	3/
1/ DUE TO THE STATE BUDGET DIFFICULTIES HOGS, SHEEP, AND POULTRY VALUE OF PRODUCTION ARE NOT AVAILABLE AT COUNTY LEVEL.	
2/ DATA NOT PUBLISHED FOR ALL PRACTICES BECAUSE OF INSUFFICIENT REPORTS OR RELATIVE UNIMPORTANCE OF SOME PRACTICES.	
3/ DATA NOT PUBLISHED TO AVOID DISCLOSURE OF INDIVIDUAL REPORTS.	
4/ DUE TO THE STATE BUDGET DIFFICULTIES HOGS, SHEEP, AND POULTRY INVENTORIES AND INVENTORY VALUE ARE NOT AVAILABLE AT COUNTY LEVEL.	

FARM FACTS 2001-2002



RANK IN
STATE

VALUE OF PRODUCTION 1/ SHAWNEE COUNTY



SORGHUM 2001

ACRES PLANTED	8,300	87
ACRES HARV. FOR GRAIN	8,000	87
YIELD - BU./ACRE	77	25
PROD. - BU.	615,900	83
FARM VALUE	\$1,071,300	83
IRRIGATED ACRES HARV.	2/	
YIELD - BU./ACRE	2/	
PROD. - BU.	2/	
NON-IRRIGATED ACRES HARV.	8,000	60
YIELD - BU./ACRE	77	20
PROD. - BU.	615,900	58
ACRES HARV. FOR SILAGE	2/	
YIELD - TONS/ACRE	2/	
PROD. - TONS	2/	
FARM VALUE	2/	

SUNFLOWERS 2001

ACRES PLANTED	2/	
ACRES HARVESTED	2/	
YIELD - LB./ACRE	2/	
PROD. - LB.	2/	
FARM VALUE	2/	

SOYBEANS 2001

ACRES PLANTED	40,100	27
ACRES HARVESTED	39,500	25
YIELD - BU./ACRE	37	23
PROD. - BU.	1,473,800	19
FARM VALUE	\$6,114,000	19
IRRIGATED ACRES HARV.	3,400	26
YIELD - BU./ACRE	57	9
PROD. - BU.	192,800	24
NON-IRRIGATED ACRES HARV.	36,100	7
YIELD - BU./ACRE	35	1
PROD. - BU.	1,281,000	5

RANK IN
STATE

ALFALFA HAY 2001

ACRES HARVESTED	1,800	93
YIELD - TONS/ACRE	3.3	73
PROD. - TONS	5,900	94
FARM VALUE	\$605,500	94

ALL OTHER HAY 2001

ACRES HARVESTED	43,100	17
YIELD - TONS/ACRE	2.1	19
PROD. - TONS	88,600	4
FARM VALUE	\$6,480,000	4

ALL HAY 2001

ACRES HARVESTED	44,900	27
YIELD - TONS/ACRE	2.1	65
PROD. - TONS	94,500	22
FARM VALUE	\$7,085,500	27
PASTURE ACREAGE-1997 CENSUS OF AG	83,000	92

LIVESTOCK INVENTORIES 4/

ALL CATTLE, JAN. 1, 2002	22,100	95
COWS THAT HAVE CALVED	11,200	79
BEEF	11,000	44
MILK	200	41
OTHER CATTLE	10,900	98
CATTLE ON FEED-JAN. 1, 2002	3/	
CALVES BORN - 2001	9,500	82

INVENTORY VALUES 4/

CATTLE AND CALVES-JAN. 1, 2002	\$14,145,000	95
--------------------------------	--------------	----

PRODUCTION 1/

MILK-2001-1,000 LBS.	3/	
FARM VALUE	3/	

1/ DUE TO THE STATE BUDGET DIFFICULTIES HOGS, SHEEP, AND POULTRY VALUE OF PRODUCTION ARE NOT AVAILABLE AT COUNTY LEVEL.

2/ DATA NOT PUBLISHED FOR ALL PRACTICES BECAUSE OF INSUFFICIENT REPORTS OR RELATIVE UNIMPORTANCE OF SOME PRACTICES.

3/ DATA NOT PUBLISHED TO AVOID DISCLOSURE OF INDIVIDUAL REPORTS.

4/ DUE TO THE STATE BUDGET DIFFICULTIES HOGS, SHEEP, AND POULTRY INVENTORIES AND INVENTORY VALUE ARE NOT AVAILABLE AT COUNTY LEVEL.

09/02 177

POPULATION-2000-U.S. CENSUS EST.	169,871	3
NO. OF FARMS 2001	860	20
LAND IN FARMS 2001-ACRES	227,000	99
ACRES HARVESTED 2001	125,700	88
VALUE OF CROPS HARV. 2001	\$21,467,500	71
VALUE OF CATTLE & MILK PROD. 2001	\$6,244,800	101
PRECIPITATION JAN.-DEC. 2001-IN.	42.16	11
PRECIPITATION LONGTIME AVERAGE-IN.	35.23	29

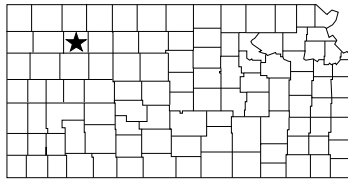
WHEAT 2001

ACRES SEEDED IN 2000	5,200	101
ACRES HARVESTED IN 2001	5,100	98
YIELD-BU./ACRE	47	19
PROD.-BU.	238,000	100
FARM VALUE	\$640,000	100
IRRIGATED ACRES HARV.	2/	
YIELD - BU./ACRE	2/	
PROD. - BU.	2/	
CONT. CROP DRYLAND ACRES HARV.	5,100	92
YIELD - BU./ACRE	47	17
PROD. - BU.	238,000	92
SUMMER FALLOW ACRES HARV.	2/	
YIELD - BU./ACRE	2/	
PROD. - BU.	2/	

CORN 2001

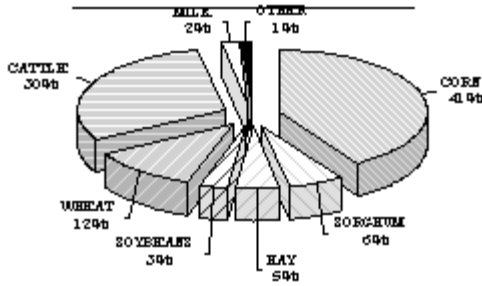
ACRES PLANTED	28,000	43
ACRES HARV. FOR GRAIN	27,100	39
YIELD - BU./ACRE	129	27
PROD. - BU.	3,491,000	34
FARM VALUE	\$6,294,300	34
IRRIGATED ACRES HARV.	9,900	32
YIELD - BU./ACRE	165	27
PROD. - BU.	1,638,000	31
NON-IRRIGATED ACRES HARV.	17,200	18
YIELD - BU./ACRE	108	3
PROD. - BU.	1,853,000	13
ACRES HARV. FOR SILAGE	2/	
YIELD - TONS/ACRE	2/	
PROD. - TONS	2/	
FARM VALUE	2/	

FARM FACTS 2001-2002



RANK IN
STATE

VALUE OF PRODUCTION 1/ SHERIDAN COUNTY



SORGHUM 2001

ACRES PLANTED	36,700	47
ACRES HARV. FOR GRAIN	36,000	44
YIELD - BU./ACRE	72	38
PROD. - BU.	2,606,600	42
FARM VALUE	\$4,664,000	43
IRRIGATED ACRES HARV.	1,300	34
YIELD - BU./ACRE	79	35
PROD. - BU.	102,800	37
NON-IRRIGATED ACRES HARV.	34,700	29
YIELD - BU./ACRE	72	32
PROD. - BU.	2,503,800	23
ACRES HARV. FOR SILAGE	2/	
YIELD - TONS/ACRE	2/	
PROD. - TONS	2/	
FARM VALUE	2/	

SUNFLOWERS 2001

ACRES PLANTED	2/	
ACRES HARVESTED	2/	
YIELD - LB./ACRE	2/	
PROD. - LB.	2/	
FARM VALUE	2/	

SOYBEANS 2001

ACRES PLANTED	14,700	59
ACRES HARVESTED	14,400	58
YIELD - BU./ACRE	45	9
PROD. - BU.	640,900	51
FARM VALUE	\$2,582,000	52
IRRIGATED ACRES HARV.	2/	
YIELD - BU./ACRE	2/	
PROD. - BU.	2/	
NON-IRRIGATED ACRES HARV.	2/	
YIELD - BU./ACRE	2/	
PROD. - BU.	2/	

RANK IN
STATE

POPULATION-2000-U.S. CENSUS EST.	2,813	96
NO. OF FARMS 2001	480	65
LAND IN FARMS 2001-ACRES	550,000	25
ACRES HARVESTED 2001	268,810	23
VALUE OF CROPS HARV. 2001	\$52,997,500	10
VALUE OF CATTLE & MILK PROD. 2001	\$24,297,000	37
PRECIPITATION JAN.-DEC. 2001-IN.	22.60	73
PRECIPITATION LONGTIME AVERAGE-IN.	20.42	85

WHEAT 2001

ACRES SEEDED IN 2000	108,000	45
ACRES HARVESTED IN 2001	89,800	42
YIELD-BU./ACRE	40	59
PROD-BU.	3,552,000	43
FARM VALUE	\$9,660,000	45
IRRIGATED ACRES HARV.	3,400	29
YIELD - BU./ACRE	53	15
PROD. - BU.	180,200	29
CONT. CROP DRYLAND ACRES HARV.	22,500	58
YIELD - BU./ACRE	31	91
PROD. - BU.	703,100	62
SUMMER FALLOW ACRES HARV.	63,900	18
YIELD - BU./ACRE	42	16
PROD. - BU.	2,668,700	15

CORN 2001

ACRES PLANTED	111,100	4
ACRES HARV. FOR GRAIN	105,000	4
YIELD - BU./ACRE	150	13
PROD. - BU.	15,701,000	4
FARM VALUE	\$31,155,900	5
IRRIGATED ACRES HARV.	62,900	7
YIELD - BU./ACRE	196	2
PROD. - BU.	12,304,000	5
NON-IRRIGATED ACRES HARV.	42,100	5
YIELD - BU./ACRE	81	11
PROD. - BU.	3,397,000	5
ACRES HARV. FOR SILAGE	3,400	31
YIELD - TONS/ACRE	11.3	44
PROD. - TONS	38,400	29
FARM VALUE	\$655,200	30

ALFALFA HAY 2001

ACRES HARVESTED	6,900	49
YIELD - TONS/ACRE	4.2	41
PROD. - TONS	28,900	46
FARM VALUE	\$2,562,500	48

ALL OTHER HAY 2001

ACRES HARVESTED	9,300	75
YIELD - TONS/ACRE	2.2	16
PROD. - TONS	20,700	66
FARM VALUE	\$1,233,500	67

ALL HAY 2001

ACRES HARVESTED	16,200	78
YIELD - TONS/ACRE	3.1	29
PROD. - TONS	49,600	72
FARM VALUE	\$3,796,000	69
PASTURE ACREAGE-1997 CENSUS OF AG	168,000	43

LIVESTOCK INVENTORIES 4/

ALL CATTLE, JAN. 1, 2002	76,900	17
COWS THAT HAVE CALVED	14,050	59
BEEF	13,500	35
MILK	550	21
OTHER CATTLE	62,850	14
CATTLE ON FEED-JAN. 1, 2002	3/	
CALVES BORN - 2001	13,800	54

INVENTORY VALUES 4/

CATTLE AND CALVES-JAN. 1, 2002	\$49,215,000	17
--------------------------------	--------------	----

PRODUCTION 1/

MILK-2001-1,000 LBS.	3/	
FARM VALUE	3/	

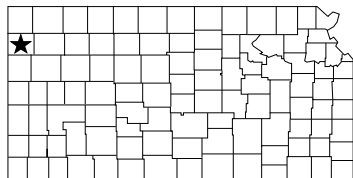
1/ DUE TO THE STATE BUDGET DIFFICULTIES HOGS, SHEEP, AND POULTRY VALUE OF PRODUCTION ARE NOT AVAILABLE AT COUNTY LEVEL.

2/ DATA NOT PUBLISHED FOR ALL PRACTICES BECAUSE OF INSUFFICIENT REPORTS OR RELATIVE UNIMPORTANCE OF SOME PRACTICES.

3/ DATA NOT PUBLISHED TO AVOID DISCLOSURE OF INDIVIDUAL REPORTS.

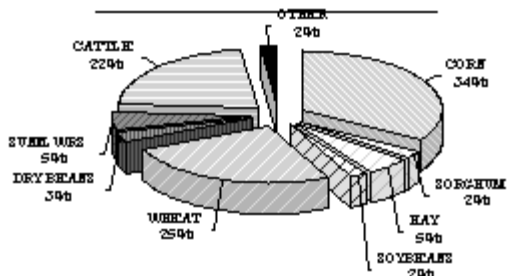
4/ DUE TO THE STATE BUDGET DIFFICULTIES HOGS, SHEEP, AND POULTRY INVENTORIES AND INVENTORY VALUE ARE NOT AVAILABLE AT COUNTY LEVEL.

FARM FACTS 2001-2002



RANK IN
STATE

VALUE OF PRODUCTION 1/ SHERMAN COUNTY



		RANK IN STATE
POPULATION-2000-U.S. CENSUS EST.	6,760	58
NO. OF FARMS 2001	490	63
LAND IN FARMS 2001-ACRES	634,000	11
ACRES HARVESTED 2001	328,240	10
VALUE OF CROPS HARV. 2001	\$50,921,400	13
VALUE OF CATTLE & MILK PROD. 2001	\$14,937,000	60
PRECIPITATION JAN.-DEC. 2001-IN.	17.60	93
PRECIPITATION LONGTIME AVERAGE-IN.	18.20	97

WHEAT 2001

ACRES SEEDING IN 2000	185,000	9
ACRES HARVESTED IN 2001	171,800	7
YIELD-BU./ACRE	35	92
PROD.-BU.	5,984,000	13
FARM VALUE	\$16,275,000	14
IRRIGATED ACRES HARV.	15,900	9
YIELD - BU./ACRE	52	18
PROD. - BU.	820,000	9
CONT. CROP DRYLAND ACRES HARV.	11,000	77
YIELD - BU./ACRE	31	91
PROD. - BU.	341,300	81
SUMMER FALLOW ACRES HARV.	144,900	1
YIELD - BU./ACRE	33	55
PROD. - BU.	4,822,700	3

CORN 2001

ACRES PLANTED	89,600	7
ACRES HARV. FOR GRAIN	78,600	7
YIELD - BU./ACRE	144	16
PROD. - BU.	11,333,000	9
FARM VALUE	\$22,488,400	11
IRRIGATED ACRES HARV.	64,400	6
YIELD - BU./ACRE	167	23
PROD. - BU.	10,724,000	7
NON-IRRIGATED ACRES HARV.	14,200	21
YIELD - BU./ACRE	43	48
PROD. - BU.	609,000	25
ACRES HARV. FOR SILAGE	2/	
YIELD - TONS/ACRE	2/	
PROD. - TONS	2/	
FARM VALUE	2/	

SORGHUM 2001

ACRES PLANTED	14,800	79
ACRES HARV. FOR GRAIN	9,800	83
YIELD - BU./ACRE	67	46
PROD. - BU.	655,500	81
FARM VALUE	\$1,172,900	82
IRRIGATED ACRES HARV.	2,600	23
YIELD - BU./ACRE	84	30
PROD. - BU.	219,000	25
NON-IRRIGATED ACRES HARV.	7,200	61
YIELD - BU./ACRE	61	47
PROD. - BU.	436,500	63
ACRES HARV. FOR SILAGE	2/	
YIELD - TONS/ACRE	2/	
PROD. - TONS	2/	
FARM VALUE	2/	

SUNFLOWERS 2001

ACRES PLANTED	43,000	1
ACRES HARVESTED	39,200	1
YIELD - LB./ACRE	1,023	33
PROD. - LB.	40,096,400	1
FARM VALUE	\$3,570,900	1

SOYBEANS 2001

ACRES PLANTED	9,000	71
ACRES HARVESTED	8,400	71
YIELD - BU./ACRE	45	9
PROD. - BU.	375,200	64
FARM VALUE	\$1,511,000	64
IRRIGATED ACRES HARV.	6,200	20
YIELD - BU./ACRE	54	17
PROD. - BU.	333,900	20
NON-IRRIGATED ACRES HARV.	2,200	36
YIELD - BU./ACRE	19	25
PROD. - BU.	41,300	34

ALFALFA HAY 2001

ACRES HARVESTED	6,000	53
YIELD - TONS/ACRE	5.2	18
PROD. - TONS	30,900	39
FARM VALUE	\$2,740,000	42

ALL OTHER HAY 2001

ACRES HARVESTED	5,400	90
YIELD - TONS/ACRE	1.5	63
PROD. - TONS	8,300	93
FARM VALUE	\$494,500	93

ALL HAY 2001

ACRES HARVESTED	11,400	91
YIELD - TONS/ACRE	3.4	22
PROD. - TONS	39,200	85
FARM VALUE	\$3,234,500	80
PASTURE ACREAGE-1997 CENSUS OF AG	139,000	60

LIVESTOCK INVENTORIES 4/

ALL CATTLE, JAN. 1, 2002	33,200	76
COWS THAT HAVE CALVED	6,850	95
BEEF	3/	
MILK	3/	
OTHER CATTLE	26,350	57
CATTLE ON FEED-JAN. 1, 2002	18,300	15
CALVES BORN - 2001	6,500	95

INVENTORY VALUES 4/

CATTLE AND CALVES-JAN. 1, 2002	\$21,250,000	76
--------------------------------	--------------	----

PRODUCTION 1/

MILK-2001-1,000 LBS.	3/
FARM VALUE	3/

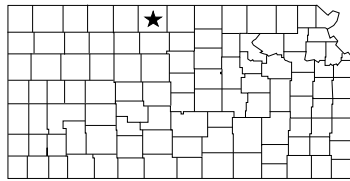
1/ DUE TO THE STATE BUDGET DIFFICULTIES HOGS, SHEEP, AND POULTRY VALUE OF PRODUCTION ARE NOT AVAILABLE AT COUNTY LEVEL.

2/ DATA NOT PUBLISHED FOR ALL PRACTICES BECAUSE OF INSUFFICIENT REPORTS OR RELATIVE UNIMPORTANCE OF SOME PRACTICES.

3/ DATA NOT PUBLISHED TO AVOID DISCLOSURE OF INDIVIDUAL REPORTS.

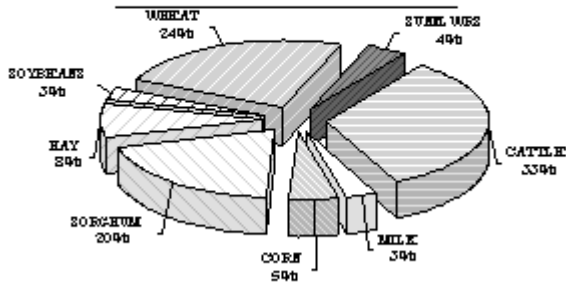
4/ DUE TO THE STATE BUDGET DIFFICULTIES HOGS, SHEEP, AND POULTRY INVENTORIES AND INVENTORY VALUE ARE NOT AVAILABLE AT COUNTY LEVEL.

FARM FACTS 2001-2002



RANK IN
STATE

VALUE OF PRODUCTION 1/ SMITH COUNTY



		RANK IN STATE
POPULATION-2000-U.S. CENSUS EST.	4,536	74
NO. OF FARMS 2001	590	43
LAND IN FARMS 2001-ACRES	549,000	26
ACRES HARVESTED 2001	242,150	34
VALUE OF CROPS HARV. 2001	\$32,901,000	42
VALUE OF CATTLE & MILK PROD. 2001	\$18,108,400	45
PRECIPITATION JAN.-DEC. 2001-IN.	28.48	48
PRECIPITATION LONGTIME AVERAGE-IN.	23.84	67

WHEAT 2001

ACRES SEEDED IN 2000	143,000	24
ACRES HARVESTED IN 2001	121,800	21
YIELD-BU./ACRE	37	81
PROD-BU.	4,517,000	22
FARM VALUE	\$12,470,000	22
IRRIGATED ACRES HARV.	2/	
YIELD - BU./ACRE	2/	
PROD. - BU.	2/	
CONT. CROP DRYLAND ACRES HARV.	78,000	23
YIELD - BU./ACRE	36	68
PROD. - BU.	2,830,700	25
SUMMER FALLOW ACRES HARV.	43,800	33
YIELD - BU./ACRE	39	26
PROD. - BU.	1,686,300	33

CORN 2001

ACRES PLANTED	11,900	77
ACRES HARV. FOR GRAIN	10,500	70
YIELD - BU./ACRE	104	53
PROD. - BU.	1,093,000	71
FARM VALUE	\$2,058,800	71
IRRIGATED ACRES HARV.	3,900	42
YIELD - BU./ACRE	159	37
PROD. - BU.	621,000	43
NON-IRRIGATED ACRES HARV.	6,600	40
YIELD - BU./ACRE	72	20
PROD. - BU.	472,000	31
ACRES HARV. FOR SILAGE	2/	
YIELD - TONS/ACRE	2/	
PROD. - TONS	2/	
FARM VALUE	2/	

SORGHUM 2001

ACRES PLANTED	66,900	21
ACRES HARV. FOR GRAIN	59,000	25
YIELD - BU./ACRE	83	9
PROD. - BU.	4,894,200	11
FARM VALUE	\$8,953,100	11
IRRIGATED ACRES HARV.	1,300	34
YIELD - BU./ACRE	90	22
PROD. - BU.	117,100	33
NON-IRRIGATED ACRES HARV.	57,700	18
YIELD - BU./ACRE	83	9
PROD. - BU.	4,777,100	6
ACRES HARV. FOR SILAGE	6,600	2
YIELD - TONS/ACRE	16.1	7
PROD. - TONS	106,100	1
FARM VALUE	\$1,502,700	1

SUNFLOWERS 2001

ACRES PLANTED	14,600	2
ACRES HARVESTED	14,500	2
YIELD - LB./ACRE	1,934	2
PROD. - LB.	28,045,900	2
FARM VALUE	\$2,208,100	2

SOYBEANS 2001

ACRES PLANTED	9,600	68
ACRES HARVESTED	9,400	68
YIELD - BU./ACRE	36	29
PROD. - BU.	334,200	67
FARM VALUE	\$1,356,000	67
IRRIGATED ACRES HARV.	3,000	32
YIELD - BU./ACRE	47	34
PROD. - BU.	140,700	31
NON-IRRIGATED ACRES HARV.	6,400	24
YIELD - BU./ACRE	30	9
PROD. - BU.	193,500	23

ALFALFA HAY 2001

ACRES HARVESTED	8,900	35
YIELD - TONS/ACRE	4.5	33
PROD. - TONS	40,100	30
FARM VALUE	\$3,066,000	39

ALL OTHER HAY 2001

ACRES HARVESTED	9,300	75
YIELD - TONS/ACRE	1.9	37
PROD. - TONS	17,500	74
FARM VALUE	\$969,000	76

ALL HAY 2001

ACRES HARVESTED	18,200	72
YIELD - TONS/ACRE	3.2	25
PROD. - TONS	57,600	66
FARM VALUE	\$4,035,000	67
PASTURE ACREAGE-1997 CENSUS OF AG	178,000	37

LIVESTOCK INVENTORIES 4/

ALL CATTLE, JAN. 1, 2002	53,900	41
COWS THAT HAVE CALVED	22,700	12
BEEF	22,100	8
MILK	600	19
OTHER CATTLE	31,200	44
CATTLE ON FEED-JAN. 1, 2002	3/	
CALVES BORN - 2001	20,700	14

INVENTORY VALUES 4/

CATTLE AND CALVES-JAN. 1, 2002	\$34,495,000	41
--------------------------------	--------------	----

PRODUCTION 1/

MILK-2001-1,000 LBS.	9,300	20
FARM VALUE	\$1,349,000	20

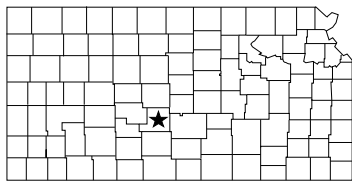
1/ DUE TO THE STATE BUDGET DIFFICULTIES HOGS, SHEEP, AND POULTRY VALUE OF PRODUCTION ARE NOT AVAILABLE AT COUNTY LEVEL.

2/ DATA NOT PUBLISHED FOR ALL PRACTICES BECAUSE OF INSUFFICIENT REPORTS OR RELATIVE UNIMPORTANCE OF SOME PRACTICES.

3/ DATA NOT PUBLISHED TO AVOID DISCLOSURE OF INDIVIDUAL REPORTS.

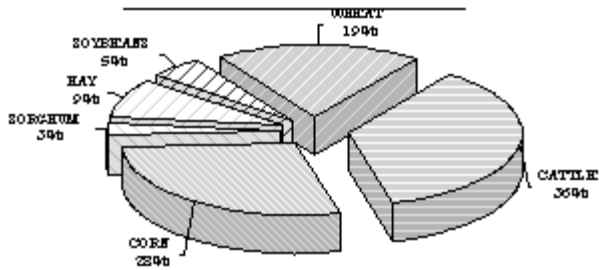
4/ DUE TO THE STATE BUDGET DIFFICULTIES HOGS, SHEEP, AND POULTRY INVENTORIES AND INVENTORY VALUE ARE NOT AVAILABLE AT COUNTY LEVEL.

FARM FACTS 2001-2002



RANK IN
STATE

VALUE OF PRODUCTION 1/ STAFFORD COUNTY



SORGHUM 2001

ACRES PLANTED	21,700	65
ACRES HARV. FOR GRAIN	20,900	66
YIELD - BU./ACRE	55	74
PROD. - BU.	1,157,900	68
FARM VALUE	\$2,141,300	66
IRRIGATED ACRES HARV.	2,500	24
YIELD - BU./ACRE	86	25
PROD. - BU.	214,800	26
NON-IRRIGATED ACRES HARV.	18,400	45
YIELD - BU./ACRE	51	58
PROD. - BU.	943,100	48
ACRES HARV. FOR SILAGE	700	32
YIELD - TONS/ACRE	10.9	18
PROD. - TONS	7,600	33
FARM VALUE	\$117,100	33

SUNFLOWERS 2001

ACRES PLANTED	2,100	41
ACRES HARVESTED	2,100	41
YIELD - LB./ACRE	1,230	24
PROD. - LB.	2,583,500	40
FARM VALUE	\$201,600	40

SOYBEANS 2001

ACRES PLANTED	18,600	53
ACRES HARVESTED	17,700	53
YIELD - BU./ACRE	44	14
PROD. - BU.	776,100	46
FARM VALUE	\$3,212,000	45
IRRIGATED ACRES HARV.	12,000	11
YIELD - BU./ACRE	58	7
PROD. - BU.	690,000	12
NON-IRRIGATED ACRES HARV.	5,700	26
YIELD - BU./ACRE	15	33
PROD. - BU.	86,100	26

ALFALFA HAY 2001

ACRES HARVESTED	14,000	17
YIELD - TONS/ACRE	4.8	25
PROD. - TONS	66,800	17
FARM VALUE	\$6,147,500	17

ALL OTHER HAY 2001

ACRES HARVESTED	5,500	89
YIELD - TONS/ACRE	1.4	72
PROD. - TONS	7,600	94
FARM VALUE	\$404,000	95

ALL HAY 2001

ACRES HARVESTED	19,500	71
YIELD - TONS/ACRE	3.8	13
PROD. - TONS	74,400	52
FARM VALUE	\$6,551,500	36
PASTURE ACREAGE-1997 CENSUS OF AG	110,000	80

LIVESTOCK INVENTORIES 4/

ALL CATTLE, JAN. 1, 2002	64,100	27
COWS THAT HAVE CALVED	12,400	64
BEEF	12,400	39
OTHER CATTLE	51,700	26
CATTLE ON FEED-JAN. 1, 2002	3/	
CALVES BORN - 2001	11,000	71

INVENTORY VALUES 4/

CATTLE AND CALVES-JAN. 1, 2002	\$41,025,000	27
--------------------------------	--------------	----

1/ DUE TO THE STATE BUDGET DIFFICULTIES HOGS, SHEEP, AND POULTRY VALUE OF PRODUCTION ARE NOT AVAILABLE AT COUNTY LEVEL.

3/ DATA NOT PUBLISHED TO AVOID DISCLOSURE OF INDIVIDUAL REPORTS.

4/ DUE TO THE STATE BUDGET DIFFICULTIES HOGS, SHEEP, AND POULTRY INVENTORIES AND INVENTORY VALUE ARE NOT AVAILABLE AT COUNTY LEVEL.

09/02 185

		RANK IN STATE
POPULATION-2000-U.S. CENSUS EST.	4,789	72
NO. OF FARMS 2001	470	67
LAND IN FARMS 2001-ACRES	450,000	53
ACRES HARVESTED 2001	274,020	21
VALUE OF CROPS HARV. 2001	\$44,698,200	22
VALUE OF CATTLE & MILK PROD. 2001	\$24,883,000	33
PRECIPITATION JAN.-DEC. 2001-IN.	25.52	64
PRECIPITATION LONGTIME AVERAGE-IN.	24.46	66

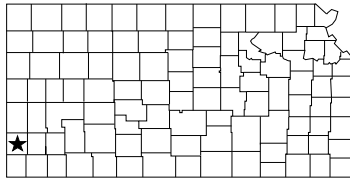
WHEAT 2001

ACRES SEEDED IN 2000	141,000	26
ACRES HARVESTED IN 2001	127,400	18
YIELD-BU./ACRE	38	74
PROD-BU.	4,781,000	19
FARM VALUE	\$13,245,000	19
IRRIGATED ACRES HARV.	7,900	18
YIELD - BU./ACRE	56	9
PROD. - BU.	438,600	19
CONT. CROP DRYLAND ACRES HARV.	98,400	18
YIELD - BU./ACRE	37	61
PROD. - BU.	3,614,000	19
SUMMER FALLOW ACRES HARV.	21,100	46
YIELD - BU./ACRE	35	44
PROD. - BU.	728,400	47

CORN 2001

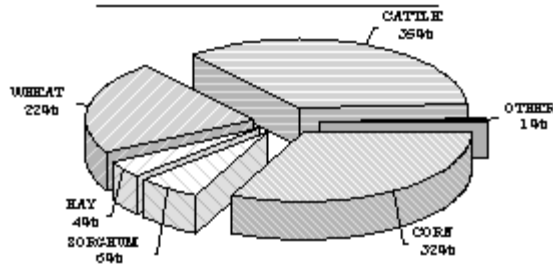
ACRES PLANTED	86,700	9
ACRES HARV. FOR GRAIN	78,300	8
YIELD - BU./ACRE	109	46
PROD. - BU.	8,572,000	14
FARM VALUE	\$17,527,600	15
IRRIGATED ACRES HARV.	43,500	12
YIELD - BU./ACRE	172	13
PROD. - BU.	7,481,000	12
NON-IRRIGATED ACRES HARV.	34,800	8
YIELD - BU./ACRE	31	58
PROD. - BU.	1,091,000	18
ACRES HARV. FOR SILAGE	7,200	9
YIELD - TONS/ACRE	13.5	24
PROD. - TONS	97,100	9
FARM VALUE	\$1,686,300	9

FARM FACTS 2001-2002



RANK IN
STATE

VALUE OF PRODUCTION 1/ STANTON COUNTY



RANK IN
STATE

POPULATION-2000-U.S. CENSUS EST.	2,406	99
NO. OF FARMS 2001	240	101
LAND IN FARMS 2001-ACRES	422,000	65
ACRES HARVESTED 2001	237,760	38
VALUE OF CROPS HARV. 2001	\$47,194,600	18
VALUE OF CATTLE & MILK PROD. 2001	\$25,191,200	32
PRECIPITATION JAN.-DEC. 2001-IN.	20.90	84
PRECIPITATION LONGTIME AVERAGE-IN.	14.70	105

WHEAT 2001

ACRES SEEDING IN 2000	128,000	32
ACRES HARVESTED IN 2001	110,000	29
YIELD-BU./ACRE	52	6
PROD.-BU.	5,756,000	17
FARM VALUE	\$15,605,000	17
IRRIGATED ACRES HARV.	44,600	2
YIELD - BU./ACRE	60	3
PROD. - BU.	2,689,300	1
CONT. CROP DRYLAND ACRES HARV.	4,300	99
YIELD - BU./ACRE	41	41
PROD. - BU.	176,300	96
SUMMER FALLOW ACRES HARV.	61,100	20
YIELD - BU./ACRE	47	3
PROD. - BU.	2,890,400	9

CORN 2001

ACRES PLANTED	71,600	13
ACRES HARV. FOR GRAIN	69,800	12
YIELD - BU./ACRE	149	14
PROD. - BU.	10,388,000	12
FARM VALUE	\$23,124,600	10
IRRIGATED ACRES HARV.	58,700	8
YIELD - BU./ACRE	167	23
PROD. - BU.	9,806,000	9
NON-IRRIGATED ACRES HARV.	11,100	27
YIELD - BU./ACRE	52	36
PROD. - BU.	582,000	26
ACRES HARV. FOR SILAGE	2/	
YIELD - TONS/ACRE	2/	
PROD. - TONS	2/	
FARM VALUE	2/	

SORGHUM 2001

ACRES PLANTED	45,900	36
ACRES HARV. FOR GRAIN	43,900	34
YIELD - BU./ACRE	51	81
PROD. - BU.	2,259,700	46
FARM VALUE	\$4,269,200	45
IRRIGATED ACRES HARV.	4,900	11
YIELD - BU./ACRE	75	38
PROD. - BU.	369,200	18
NON-IRRIGATED ACRES HARV.	39,000	25
YIELD - BU./ACRE	48	61
PROD. - BU.	1,890,500	32
ACRES HARV. FOR SILAGE	2/	
YIELD - TONS/ACRE	2/	
PROD. - TONS	2/	
FARM VALUE	2/	

SUNFLOWERS 2001

ACRES PLANTED	6,600	17
ACRES HARVESTED	6,400	18
YIELD - LB./ACRE	1,110	28
PROD. - LB.	7,106,300	19
FARM VALUE	\$548,700	22

SOYBEANS 2001

ACRES PLANTED	2/	
ACRES HARVESTED	2/	
YIELD - BU./ACRE	2/	
PROD. - BU.	2/	
FARM VALUE	2/	
IRRIGATED ACRES HARV.	2/	
YIELD - BU./ACRE	2/	
PROD. - BU.	2/	
NON-IRRIGATED ACRES HARV.	2/	
YIELD - BU./ACRE	2/	
PROD. - BU.	2/	

ALFALFA HAY 2001

ACRES HARVESTED	5,100	59
YIELD - TONS/ACRE	5.9	11
PROD. - TONS	30,200	43
FARM VALUE	\$3,089,500	38

ALL OTHER HAY 2001

ACRES HARVESTED	700	105
YIELD - TONS/ACRE	1.4	72
PROD. - TONS	1,000	105
FARM VALUE	\$62,500	105

ALL HAY 2001

ACRES HARVESTED	5,800	103
YIELD - TONS/ACRE	5.4	7
PROD. - TONS	31,200	92
FARM VALUE	\$3,152,000	84
PASTURE ACREAGE-1997 CENSUS OF AG	55,000	99

LIVESTOCK INVENTORIES 4/

ALL CATTLE, JAN. 1, 2002	63,700	28
COWS THAT HAVE CALVED	3,500	99
BEEF	3/	
MILK	3/	
OTHER CATTLE	60,200	16
CATTLE ON FEED-JAN. 1, 2002	46,200	8
CALVES BORN - 2001	3,100	99

INVENTORY VALUES 4/

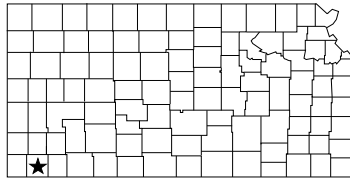
CATTLE AND CALVES-JAN. 1, 2002	\$40,770,000	28
--------------------------------	--------------	----

PRODUCTION 1/

MILK-2001-1,000 LBS.	3/	
FARM VALUE	3/	
1/ DUE TO THE STATE BUDGET DIFFICULTIES HOGS, SHEEP, AND POULTRY VALUE OF PRODUCTION ARE NOT AVAILABLE AT COUNTY LEVEL.		
2/ DATA NOT PUBLISHED FOR ALL PRACTICES BECAUSE OF INSUFFICIENT REPORTS OR RELATIVE UNIMPORTANCE OF SOME PRACTICES.		
3/ DATA NOT PUBLISHED TO AVOID DISCLOSURE OF INDIVIDUAL REPORTS.		
4/ DUE TO THE STATE BUDGET DIFFICULTIES HOGS, SHEEP, AND POULTRY INVENTORIES AND INVENTORY VALUE ARE NOT AVAILABLE AT COUNTY LEVEL.		

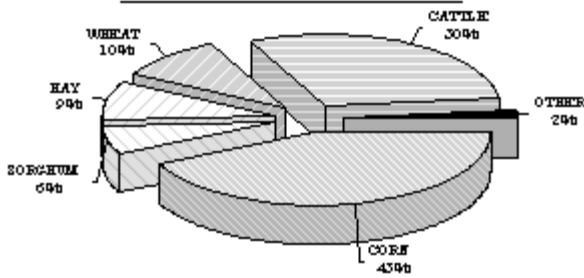
09/02 187

FARM FACTS 2001-2002



RANK IN
STATE

VALUE OF PRODUCTION 1/ STEVENS COUNTY



RANK IN
STATE

SORGHUM 2001

ACRES PLANTED	72,600	17
ACRES HARV. FOR GRAIN	71,400	15
YIELD - BU./ACRE	44	91
PROD. - BU.	3,153,700	30
FARM VALUE	\$5,958,300	30
IRRIGATED ACRES HARV.	7,800	3
YIELD - BU./ACRE	86	25
PROD. - BU.	674,500	5
NON-IRRIGATED ACRES HARV.	63,600	14
YIELD - BU./ACRE	39	72
PROD. - BU.	2,479,200	25
ACRES HARV. FOR SILAGE	2/	
YIELD - TONS/ACRE	2/	
PROD. - TONS	2/	
FARM VALUE	2/	

SUNFLOWERS 2001

ACRES PLANTED	4,600	26
ACRES HARVESTED	4,500	24
YIELD - LB./ACRE	1,271	21
PROD. - LB.	5,718,300	26
FARM VALUE	\$427,000	27

SOYBEANS 2001

ACRES PLANTED	5,300	79
ACRES HARVESTED	5,000	78
YIELD - BU./ACRE	34	39
PROD. - BU.	170,500	76
FARM VALUE	\$687,000	77
IRRIGATED ACRES HARV.	3,200	28
YIELD - BU./ACRE	43	38
PROD. - BU.	138,600	32
NON-IRRIGATED ACRES HARV.	1,800	37
YIELD - BU./ACRE	18	27
PROD. - BU.	31,900	37

ALFALFA HAY 2001

ACRES HARVESTED	12,000	21
YIELD - TONS/ACRE	6.9	7
PROD. - TONS	82,200	11
FARM VALUE	\$8,409,000	11

ALL OTHER HAY 2001

ACRES HARVESTED	1,000	104
YIELD - TONS/ACRE	1.2	85
PROD. - TONS	1,200	104
FARM VALUE	\$75,000	104

ALL HAY 2001

ACRES HARVESTED	13,000	89
YIELD - TONS/ACRE	6.4	3
PROD. - TONS	83,400	34
FARM VALUE	\$8,484,000	18
PASTURE ACREAGE-1997 CENSUS OF AG	113,000	78

LIVESTOCK INVENTORIES 4/

ALL CATTLE, JAN. 1, 2002	64,900	26
COWS THAT HAVE CALVED	7,950	90
BEEF	3/	
MILK	3/	
OTHER CATTLE	56,950	20
CATTLE ON FEED-JAN. 1, 2002	3/	
CALVES BORN - 2001	7,400	89

INVENTORY VALUES 4/

CATTLE AND CALVES-JAN. 1, 2002	\$41,535,000	26
--------------------------------	--------------	----

PRODUCTION 1/

MILK-2001-1,000 LBS.	3/	
FARM VALUE	3/	

1/ DUE TO THE STATE BUDGET DIFFICULTIES HOGS, SHEEP, AND POULTRY VALUE OF PRODUCTION ARE NOT AVAILABLE AT COUNTY LEVEL.

2/ DATA NOT PUBLISHED FOR ALL PRACTICES BECAUSE OF INSUFFICIENT REPORTS OR RELATIVE UNIMPORTANCE OF SOME PRACTICES.

3/ DATA NOT PUBLISHED TO AVOID DISCLOSURE OF INDIVIDUAL REPORTS.

4/ DUE TO THE STATE BUDGET DIFFICULTIES HOGS, SHEEP, AND POULTRY INVENTORIES AND INVENTORY VALUE ARE NOT AVAILABLE AT COUNTY LEVEL.

09/02 189

POPULATION-2000-U.S. CENSUS EST.	5,463	69
NO. OF FARMS 2001	290	89
LAND IN FARMS 2001-ACRES	459,000	49
ACRES HARVESTED 2001	282,150	17
VALUE OF CROPS HARV. 2001	\$66,468,900	4
VALUE OF CATTLE & MILK PROD. 2001	\$28,666,300	25
PRECIPITATION JAN.-DEC. 2001-IN.	15.04	101
PRECIPITATION LONGTIME AVERAGE-IN.	18.54	96

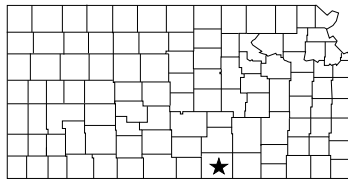
WHEAT 2001

ACRES SEEDING IN 2000	92,000	57
ACRES HARVESTED IN 2001	76,800	57
YIELD-BU./ACRE	47	19
PROD-BU.	3,590,000	41
FARM VALUE	\$9,730,000	44
IRRIGATED ACRES HARV.	43,300	3
YIELD - BU./ACRE	56	9
PROD. - BU.	2,432,000	2
CONT. CROP DRYLAND ACRES HARV.	10,000	80
YIELD - BU./ACRE	26	104
PROD. - BU.	260,000	89
SUMMER FALLOW ACRES HARV.	23,500	43
YIELD - BU./ACRE	38	29
PROD. - BU.	898,000	44

CORN 2001

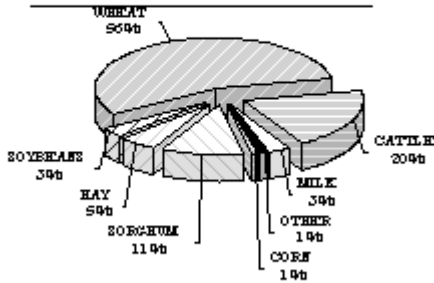
ACRES PLANTED	112,300	3
ACRES HARV. FOR GRAIN	108,700	3
YIELD - BU./ACRE	168	5
PROD. - BU.	18,219,000	2
FARM VALUE	\$40,557,100	2
IRRIGATED ACRES HARV.	101,000	2
YIELD - BU./ACRE	176	9
PROD. - BU.	17,775,000	2
NON-IRRIGATED ACRES HARV.	7,700	35
YIELD - BU./ACRE	58	25
PROD. - BU.	444,000	34
ACRES HARV. FOR SILAGE	2/	
YIELD - TONS/ACRE	2/	
PROD. - TONS	2/	
FARM VALUE	2/	

FARM FACTS 2001-2002



RANK IN
STATE

VALUE OF PRODUCTION 1/ SUMNER COUNTY



SORGHUM 2001

ACRES PLANTED	155,300	1
ACRES HARV. FOR GRAIN	134,600	1
YIELD - BU./ACRE	27	102
PROD. - BU.	3,566,900	21
FARM VALUE	\$6,596,500	20
IRRIGATED ACRES HARV.	2/	
YIELD - BU./ACRE	2/	
PROD. - BU.	2/	
NON-IRRIGATED ACRES HARV.	2/	
YIELD - BU./ACRE	2/	
PROD. - BU.	2/	
ACRES HARV. FOR SILAGE	2/	
YIELD - TONS/ACRE	2/	
PROD. - TONS	2/	
FARM VALUE	2/	

SUNFLOWERS 2001

ACRES PLANTED	3,600	32
ACRES HARVESTED	3,500	32
YIELD - LB./ACRE	669	52
PROD. - LB.	2,343,000	41
FARM VALUE	\$182,900	41

SOYBEANS 2001

ACRES PLANTED	39,500	30
ACRES HARVESTED	22,900	43
YIELD - BU./ACRE	20	87
PROD. - BU.	462,900	62
FARM VALUE	\$1,915,000	62
IRRIGATED ACRES HARV.	3,400	26
YIELD - BU./ACRE	52	19
PROD. - BU.	176,200	25
NON-IRRIGATED ACRES HARV.	19,500	16
YIELD - BU./ACRE	15	33
PROD. - BU.	286,700	20

RANK IN
STATE

POPULATION-2000-U.S. CENSUS EST.	25,946	23
NO. OF FARMS 2001	1,150	6
LAND IN FARMS 2001-ACRES	700,000	5
ACRES HARVESTED 2001	517,740	1
VALUE OF CROPS HARV. 2001	\$48,405,700	15
VALUE OF CATTLE & MILK PROD. 2001	\$14,355,100	65
PRECIPITATION JAN.-DEC. 2001-IN.	26.25	61
PRECIPITATION LONGTIME AVERAGE-IN.	32.26	39

ALFALFA HAY 2001

ACRES HARVESTED	9,300	33
YIELD - TONS/ACRE	2.3	100
PROD. - TONS	21,500	57
FARM VALUE	\$1,978,500	60

ALL OTHER HAY 2001

ACRES HARVESTED	16,300	54
YIELD - TONS/ACRE	1.2	85
PROD. - TONS	18,900	71
FARM VALUE	\$1,005,000	74

WHEAT 2001

ACRES SEEDING IN 2000	350,000	1
ACRES HARVESTED IN 2001	317,800	1
YIELD-BU./ACRE	40	59
PROD-BU.	12,726,000	1
FARM VALUE	\$35,255,000	1
IRRIGATED ACRES HARV.	2,300	34
YIELD - BU./ACRE	40	42
PROD. - BU.	92,900	35
CONT. CROP DRYLAND ACRES HARV.	298,400	1
YIELD - BU./ACRE	40	45
PROD. - BU.	11,923,500	1
SUMMER FALLOW ACRES HARV.	17,100	49
YIELD - BU./ACRE	41	23
PROD. - BU.	709,600	48

CORN 2001

ACRES PLANTED	7,300	89
ACRES HARV. FOR GRAIN	6,200	88
YIELD - BU./ACRE	60	100
PROD. - BU.	375,000	91
FARM VALUE	\$766,800	91
IRRIGATED ACRES HARV.	900	58
YIELD - BU./ACRE	118	61
PROD. - BU.	106,000	58
NON-IRRIGATED ACRES HARV.	5,300	47
YIELD - BU./ACRE	51	37
PROD. - BU.	269,000	44
ACRES HARV. FOR SILAGE	1,000	61
YIELD - TONS/ACRE	9.9	50
PROD. - TONS	9,900	62
FARM VALUE	\$171,900	61

ALL HAY 2001

ACRES HARVESTED	25,600	56
YIELD - TONS/ACRE	1.6	87
PROD. - TONS	40,400	84
FARM VALUE	\$2,983,500	86
PASTURE ACREAGE-1997 CENSUS OF AG	132,000	65

LIVESTOCK INVENTORIES 4/

ALL CATTLE, JAN. 1, 2002	33,800	74
COWS THAT HAVE CALVED	14,850	52
BEEF	14,000	33
MILK	850	14
OTHER CATTLE	18,950	76
CATTLE ON FEED-JAN. 1, 2002	3/	
CALVES BORN - 2001	13,400	58

INVENTORY VALUES 4/

CATTLE AND CALVES-JAN. 1, 2002	\$21,630,000	74
--------------------------------	--------------	----

PRODUCTION 1/

MILK-2001-1,000 LBS.	13,200	17
FARM VALUE	\$1,914,000	17

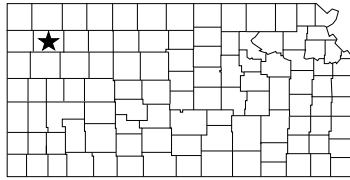
1/ DUE TO THE STATE BUDGET DIFFICULTIES HOGS, SHEEP, AND POULTRY VALUE OF PRODUCTION ARE NOT AVAILABLE AT COUNTY LEVEL.

2/ DATA NOT PUBLISHED FOR ALL PRACTICES BECAUSE OF INSUFFICIENT REPORTS OR RELATIVE UNIMPORTANCE OF SOME PRACTICES.

3/ DATA NOT PUBLISHED TO AVOID DISCLOSURE OF INDIVIDUAL REPORTS.

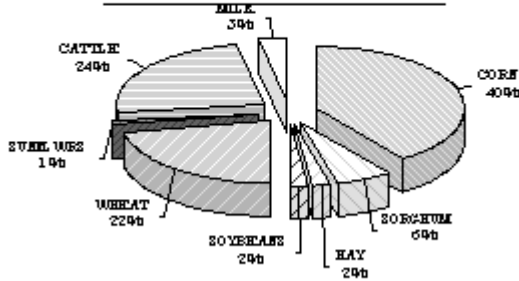
4/ DUE TO THE STATE BUDGET DIFFICULTIES HOGS, SHEEP, AND POULTRY INVENTORIES AND INVENTORY VALUE ARE NOT AVAILABLE AT COUNTY LEVEL.

FARM FACTS 2001-2002



RANK IN
STATE

VALUE OF PRODUCTION 1/ THOMAS COUNTY



RANK IN
STATE

SORGHUM 2001

ACRES PLANTED	41,900	42
ACRES HARV. FOR GRAIN	39,800	41
YIELD - BU./ACRE	72	38
PROD. - BU.	2,866,500	36
FARM VALUE	\$5,129,100	36
IRRIGATED ACRES HARV.	3,800	16
YIELD - BU./ACRE	101	11
PROD. - BU.	383,300	15
NON-IRRIGATED ACRES HARV.	36,000	28
YIELD - BU./ACRE	69	37
PROD. - BU.	2,483,200	24
ACRES HARV. FOR SILAGE	2/	
YIELD - TONS/ACRE	2/	
PROD. - TONS	2/	
FARM VALUE	2/	

SUNFLOWERS 2001

ACRES PLANTED	11,400	6
ACRES HARVESTED	11,200	6
YIELD - LB./ACRE	1,100	29
PROD. - LB.	12,319,900	7
FARM VALUE	\$1,199,000	4

SOYBEANS 2001

ACRES PLANTED	16,900	56
ACRES HARVESTED	16,600	55
YIELD - BU./ACRE	34	39
PROD. - BU.	557,000	58
FARM VALUE	\$2,244,000	59
IRRIGATED ACRES HARV.	7,400	19
YIELD - BU./ACRE	50	27
PROD. - BU.	371,600	18
NON-IRRIGATED ACRES HARV.	9,200	23
YIELD - BU./ACRE	20	23
PROD. - BU.	185,400	24

ALFALFA HAY 2001

ACRES HARVESTED	700	102
YIELD - TONS/ACRE	3.7	60
PROD. - TONS	2,600	103
FARM VALUE	\$230,500	103

ALL OTHER HAY 2001

ACRES HARVESTED	9,800	74
YIELD - TONS/ACRE	2.0	25
PROD. - TONS	19,600	70
FARM VALUE	\$1,167,500	68

ALL HAY 2001

ACRES HARVESTED	10,500	92
YIELD - TONS/ACRE	2.1	65
PROD. - TONS	22,200	98
FARM VALUE	\$1,398,000	100
PASTURE ACREAGE-1997 CENSUS OF AG	101,000	85

LIVESTOCK INVENTORIES 4/

ALL CATTLE, JAN. 1, 2002	62,300	31
COWS THAT HAVE CALVED	11,200	79
BEEF	3/	
MILK	3/	
OTHER CATTLE	51,100	27
CATTLE ON FEED-JAN. 1, 2002	27,000	12
CALVES BORN - 2001	9,900	79

INVENTORY VALUES 4/

CATTLE AND CALVES-JAN. 1, 2002	\$39,870,000	31
--------------------------------	--------------	----

PRODUCTION 1/

MILK-2001-1,000 LBS.	3/	
FARM VALUE	3/	

1/ DUE TO THE STATE BUDGET DIFFICULTIES HOGS, SHEEP, AND POULTRY VALUE OF PRODUCTION ARE NOT AVAILABLE AT COUNTY LEVEL.

2/ DATA NOT PUBLISHED FOR ALL PRACTICES BECAUSE OF INSUFFICIENT REPORTS OR RELATIVE UNIMPORTANCE OF SOME PRACTICES.

3/ DATA NOT PUBLISHED TO AVOID DISCLOSURE OF INDIVIDUAL REPORTS.

4/ DUE TO THE STATE BUDGET DIFFICULTIES HOGS, SHEEP, AND POULTRY INVENTORIES AND INVENTORY VALUE ARE NOT AVAILABLE AT COUNTY LEVEL.

POPULATION-2000-U.S. CENSUS EST.	8,180	50
NO. OF FARMS 2001	540	49
LAND IN FARMS 2001-ACRES	707,000	4
ACRES HARVESTED 2001	382,260	4
VALUE OF CROPS HARV. 2001	\$66,160,200	5
VALUE OF CATTLE & MILK PROD. 2001	\$24,518,300	35
PRECIPITATION JAN.-DEC. 2001-IN.	21.23	82
PRECIPITATION LONGTIME AVERAGE-IN.	19.14	92

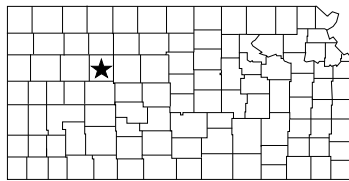
WHEAT 2001

ACRES SEEDDED IN 2000	196,000	6
ACRES HARVESTED IN 2001	166,900	8
YIELD-BU./ACRE	44	30
PROD-BU.	7,400,000	5
FARM VALUE	\$20,135,000	5
IRRIGATED ACRES HARV.	8,800	17
YIELD - BU./ACRE	61	2
PROD. - BU.	534,500	16
CONT. CROP DRYLAND ACRES HARV.	23,900	54
YIELD - BU./ACRE	38	56
PROD. - BU.	908,200	57
SUMMER FALLOW ACRES HARV.	134,200	2
YIELD - BU./ACRE	44	8
PROD. - BU.	5,957,300	1

CORN 2001

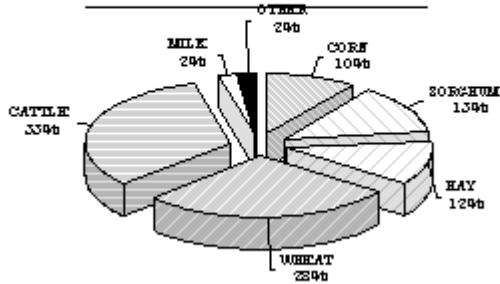
ACRES PLANTED	140,800	1
ACRES HARV. FOR GRAIN	130,200	1
YIELD - BU./ACRE	135	22
PROD. - BU.	17,615,000	3
FARM VALUE	\$34,953,900	3
IRRIGATED ACRES HARV.	74,200	4
YIELD - BU./ACRE	197	1
PROD. - BU.	14,618,000	4
NON-IRRIGATED ACRES HARV.	56,000	1
YIELD - BU./ACRE	54	33
PROD. - BU.	2,997,000	7
ACRES HARV. FOR SILAGE	5,800	13
YIELD - TONS/ACRE	8.9	55
PROD. - TONS	51,400	23
FARM VALUE	\$876,900	20

FARM FACTS 2001-2002



RANK IN
STATE

VALUE OF PRODUCTION 1/ TREGO COUNTY



RANK IN
STATE

POPULATION-2000-U.S. CENSUS EST.	3,319	87
NO. OF FARMS 2001	430	73
LAND IN FARMS 2001-ACRES	495,000	39
ACRES HARVESTED 2001	159,220	75
VALUE OF CROPS HARV. 2001	\$19,740,200	78
VALUE OF CATTLE & MILK PROD. 2001	\$10,897,500	79
PRECIPITATION JAN.-DEC. 2001-IN.	23.93	71
PRECIPITATION LONGTIME AVERAGE-IN.	22.28	76

WHEAT 2001

ACRES SEEDED IN 2000	96,000	54
ACRES HARVESTED IN 2001	86,400	47
YIELD-BU./ACRE	37	81
PROD-BU.	3,159,000	54
FARM VALUE	\$8,655,000	55
IRRIGATED ACRES HARV.	900	40
YIELD - BU./ACRE	52	18
PROD. - BU.	46,800	40
CONT. CROP DRYLAND ACRES HARV.	12,500	70
YIELD - BU./ACRE	35	70
PROD. - BU.	437,500	74
SUMMER FALLOW ACRES HARV.	73,000	11
YIELD - BU./ACRE	37	35
PROD. - BU.	2,674,700	14

CORN 2001

ACRES PLANTED	13,600	69
ACRES HARV. FOR GRAIN	12,500	67
YIELD - BU./ACRE	108	49
PROD. - BU.	1,354,000	65
FARM VALUE	\$2,891,400	61
IRRIGATED ACRES HARV.	3,400	47
YIELD - BU./ACRE	168	20
PROD. - BU.	570,000	44
NON-IRRIGATED ACRES HARV.	9,100	32
YIELD - BU./ACRE	86	9
PROD. - BU.	784,000	22
ACRES HARV. FOR SILAGE	2/	
YIELD - TONS/ACRE	2/	
PROD. - TONS	2/	
FARM VALUE	2/	

SORGHUM 2001

ACRES PLANTED	39,200	44
ACRES HARV. FOR GRAIN	35,100	48
YIELD - BU./ACRE	61	62
PROD. - BU.	2,142,600	48
FARM VALUE	\$3,962,300	48
IRRIGATED ACRES HARV.	2/	
YIELD - BU./ACRE	2/	
PROD. - BU.	2/	
NON-IRRIGATED ACRES HARV.	2/	
YIELD - BU./ACRE	2/	
PROD. - BU.	2/	
ACRES HARV. FOR SILAGE	1,100	26
YIELD - TONS/ACRE	8.8	25
PROD. - TONS	9,700	30
FARM VALUE	\$155,400	27

SUNFLOWERS 2001

ACRES PLANTED	2/
ACRES HARVESTED	2/
YIELD - LB./ACRE	2/
PROD. - LB.	2/
FARM VALUE	2/

SOYBEANS 2001

ACRES PLANTED	2/
ACRES HARVESTED	2/
YIELD - BU./ACRE	2/
PROD. - BU.	2/
FARM VALUE	2/
IRRIGATED ACRES HARV.	2/
YIELD - BU./ACRE	2/
PROD. - BU.	2/
NON-IRRIGATED ACRES HARV.	2/
YIELD - BU./ACRE	2/
PROD. - BU.	2/

ALFALFA HAY 2001

ACRES HARVESTED	3,000	84
YIELD - TONS/ACRE	4.5	33
PROD. - TONS	13,600	74
FARM VALUE	\$1,196,500	79

ALL OTHER HAY 2001

ACRES HARVESTED	18,900	48
YIELD - TONS/ACRE	2.6	5
PROD. - TONS	48,800	31
FARM VALUE	\$2,587,000	40

ALL HAY 2001

ACRES HARVESTED	21,900	65
YIELD - TONS/ACRE	2.8	38
PROD. - TONS	62,400	62
FARM VALUE	\$3,783,500	70
PASTURE ACREAGE-1997 CENSUS OF AG	192,000	33

LIVESTOCK INVENTORIES 4/

ALL CATTLE, JAN. 1, 2002	37,200	66
COWS THAT HAVE CALVED	15,100	50
BEEF	14,800	29
MILK	300	36
OTHER CATTLE	22,100	67
CATTLE ON FEED-JAN. 1, 2002	3/	
CALVES BORN - 2001	14,600	47

INVENTORY VALUES 4/

CATTLE AND CALVES-JAN. 1, 2002	\$23,810,000	66
--------------------------------	--------------	----

PRODUCTION 1/

MILK-2001-1,000 LBS.	4,700	37
FARM VALUE	\$682,000	37

1/ DUE TO THE STATE BUDGET DIFFICULTIES HOGS, SHEEP, AND POULTRY VALUE OF PRODUCTION ARE NOT AVAILABLE AT COUNTY LEVEL.

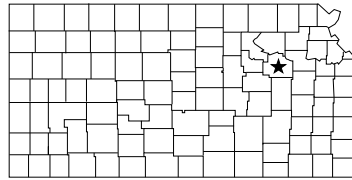
2/ DATA NOT PUBLISHED FOR ALL PRACTICES BECAUSE OF INSUFFICIENT REPORTS OR RELATIVE UNIMPORTANCE OF SOME PRACTICES.

3/ DATA NOT PUBLISHED TO AVOID DISCLOSURE OF INDIVIDUAL REPORTS.

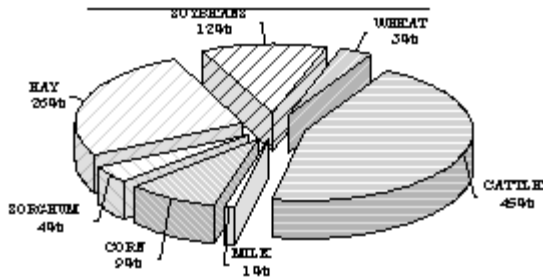
4/ DUE TO THE STATE BUDGET DIFFICULTIES HOGS, SHEEP, AND POULTRY INVENTORIES AND INVENTORY VALUE ARE NOT AVAILABLE AT COUNTY LEVEL.

09/02 195

FARM FACTS 2001-2002



VALUE OF PRODUCTION 1/ WABAUNSEE COUNTY



RANK IN
STATE

POPULATION-2000-U.S. CENSUS EST.	6,885	57
NO. OF FARMS 2001	600	42
LAND IN FARMS 2001-ACRES	437,000	59
ACRES HARVESTED 2001	114,500	93
VALUE OF CROPS HARV. 2001	\$16,969,500	89
VALUE OF CATTLE & MILK PROD. 2001	\$14,819,000	61
PRECIPITATION JAN.-DEC. 2001-IN.	35.48	24
PRECIPITATION LONGTIME AVERAGE-IN.	35.61	27

WHEAT 2001

ACRES SEEDING IN 2000	7,500	95
ACRES HARVESTED IN 2001	6,800	95
YIELD-BU./ACRE	46	23
PROD-BU.	316,000	95
FARM VALUE	\$845,000	95
IRRIGATED ACRES HARV.	2/	
YIELD - BU./ACRE	2/	
PROD. - BU.	2/	
CONT. CROP DRYLAND ACRES HARV.	6,800	87
YIELD - BU./ACRE	46	21
PROD. - BU.	316,000	84
SUMMER FALLOW ACRES HARV.	2/	
YIELD - BU./ACRE	2/	
PROD. - BU.	2/	

CORN 2001

ACRES PLANTED	16,900	62
ACRES HARV. FOR GRAIN	14,200	63
YIELD - BU./ACRE	88	77
PROD. - BU.	1,248,000	67
FARM VALUE	\$2,250,200	70
IRRIGATED ACRES HARV.	1,800	53
YIELD - BU./ACRE	152	47
PROD. - BU.	274,000	52
NON-IRRIGATED ACRES HARV.	12,400	24
YIELD - BU./ACRE	79	13
PROD. - BU.	974,000	19
ACRES HARV. FOR SILAGE	2,600	35
YIELD - TONS/ACRE	13.0	27
PROD. - TONS	33,900	35
FARM VALUE	\$505,600	36

SORGHUM 2001

ACRES PLANTED	9,500	85
ACRES HARV. FOR GRAIN	9,100	85
YIELD - BU./ACRE	75	31
PROD. - BU.	684,300	80
FARM VALUE	\$1,190,300	81
IRRIGATED ACRES HARV.	2/	
YIELD - BU./ACRE	2/	
PROD. - BU.	2/	
NON-IRRIGATED ACRES HARV.	9,100	57
YIELD - BU./ACRE	75	25
PROD. - BU.	684,300	56
ACRES HARV. FOR SILAGE	2/	
YIELD - TONS/ACRE	2/	
PROD. - TONS	2/	
FARM VALUE	2/	

SUNFLOWERS 2001

ACRES PLANTED	2/
ACRES HARVESTED	2/
YIELD - LB./ACRE	2/
PROD. - LB.	2/
FARM VALUE	2/

SOYBEANS 2001

ACRES PLANTED	26,900	43
ACRES HARVESTED	26,500	41
YIELD - BU./ACRE	34	39
PROD. - BU.	909,100	37
FARM VALUE	\$3,772,000	37
IRRIGATED ACRES HARV.	1,300	44
YIELD - BU./ACRE	51	23
PROD. - BU.	65,900	41
NON-IRRIGATED ACRES HARV.	25,200	10
YIELD - BU./ACRE	33	4
PROD. - BU.	843,200	9

ALFALFA HAY 2001

ACRES HARVESTED	10,000	31
YIELD - TONS/ACRE	3.5	65
PROD. - TONS	34,500	37
FARM VALUE	\$3,541,000	32

ALL OTHER HAY 2001

ACRES HARVESTED	44,800	15
YIELD - TONS/ACRE	1.5	63
PROD. - TONS	65,600	17
FARM VALUE	\$4,798,000	14

ALL HAY 2001

ACRES HARVESTED	54,800	13
YIELD - TONS/ACRE	1.8	77
PROD. - TONS	100,100	20
FARM VALUE	\$8,339,000	20
PASTURE ACREAGE-1997 CENSUS OF AG	339,000	8

LIVESTOCK INVENTORIES 4/

ALL CATTLE, JAN. 1, 2002	50,000	46
COWS THAT HAVE CALVED	21,400	17
BEEF	3/	
MILK	3/	
OTHER CATTLE	28,600	49
CATTLE ON FEED-JAN. 1, 2002	3/	
CALVES BORN - 2001	20,600	16

INVENTORY VALUES 4/

CATTLE AND CALVES-JAN. 1, 2002	\$32,000,000	46
--------------------------------	--------------	----

PRODUCTION 1/

MILK-2001-1,000 LBS.	3/
FARM VALUE	3/

1/ DUE TO THE STATE BUDGET DIFFICULTIES HOGS, SHEEP, AND POULTRY VALUE OF PRODUCTION ARE NOT AVAILABLE AT COUNTY LEVEL.

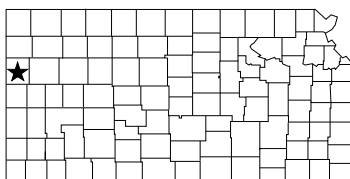
2/ DATA NOT PUBLISHED FOR ALL PRACTICES BECAUSE OF INSUFFICIENT REPORTS OR RELATIVE UNIMPORTANCE OF SOME PRACTICES.

3/ DATA NOT PUBLISHED TO AVOID DISCLOSURE OF INDIVIDUAL REPORTS.

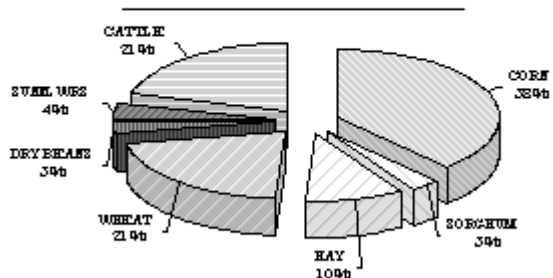
4/ DUE TO THE STATE BUDGET DIFFICULTIES HOGS, SHEEP, AND POULTRY INVENTORIES AND INVENTORY VALUE ARE NOT AVAILABLE AT COUNTY LEVEL.

09/02 197

FARM FACTS 2001-2002



VALUE OF PRODUCTION 1/ WALLACE COUNTY



**

		RANK IN STATE
POPULATION-2000-U.S. CENSUS EST.	1,749	104
NO. OF FARMS 2001	270	95
LAND IN FARMS 2001-ACRES	485,000	43
ACRES HARVESTED 2001	167,000	72
VALUE OF CROPS HARV. 2001	\$25,151,000	57
VALUE OF CATTLE & MILK PROD. 2001	\$6,531,000	99
PRECIPITATION JAN.-DEC. 2001-IN.	15.98	99
PRECIPITATION LONGTIME AVERAGE-IN.	19.11	94

WHEAT 2001

ACRES SEEDED IN 2000	97,000	51
ACRES HARVESTED IN 2001	73,500	60
YIELD-BU./ACRE	33	99
PROD.-BU.	2,419,000	63
FARM VALUE	\$6,630,000	63
IRRIGATED ACRES HARV.	12,000	13
YIELD - BU./ACRE	45	35
PROD. - BU.	536,700	15
CONT. CROP DRYLAND ACRES HARV.	4,600	97
YIELD - BU./ACRE	30	97
PROD. - BU.	139,300	100
SUMMER FALLOW ACRES HARV.	56,900	26
YIELD - BU./ACRE	31	59
PROD. - BU.	1,743,000	32

CORN 2001

ACRES PLANTED	47,300	29
ACRES HARV. FOR GRAIN	45,100	26
YIELD - BU./ACRE	121	31
PROD. - BU.	5,478,000	21
FARM VALUE	\$11,697,900	21
IRRIGATED ACRES HARV.	31,100	16
YIELD - BU./ACRE	158	39
PROD. - BU.	4,922,000	16
NON-IRRIGATED ACRES HARV.	14,000	22
YIELD - BU./ACRE	40	52
PROD. - BU.	556,000	28
ACRES HARV. FOR SILAGE	2/	
YIELD - TONS/ACRE	2/	
PROD. - TONS	2/	
FARM VALUE	2/	

SORGHUM 2001

ACRES PLANTED	14,300	80
ACRES HARV. FOR GRAIN	9,500	84
YIELD - BU./ACRE	54	77
PROD. - BU.	514,000	87
FARM VALUE	\$950,500	87
IRRIGATED ACRES HARV.	1,300	34
YIELD - BU./ACRE	84	30
PROD. - BU.	108,900	36
NON-IRRIGATED ACRES HARV.	8,200	59
YIELD - BU./ACRE	49	60
PROD. - BU.	405,100	65
ACRES HARV. FOR SILAGE	2/	
YIELD - TONS/ACRE	2/	
PROD. - TONS	2/	
FARM VALUE	2/	

SUNFLOWERS 2001

ACRES PLANTED	12,200	4
ACRES HARVESTED	11,900	4
YIELD - LB./ACRE	1,205	25
PROD. - LB.	14,342,000	6
FARM VALUE	\$1,172,400	5

SOYBEANS 2001

ACRES PLANTED	2/	
ACRES HARVESTED	2/	
YIELD - BU./ACRE	2/	
PROD. - BU.	2/	
FARM VALUE	2/	
IRRIGATED ACRES HARV.	2/	
YIELD - BU./ACRE	2/	
PROD. - BU.	2/	
NON-IRRIGATED ACRES HARV.	2/	
YIELD - BU./ACRE	2/	
PROD. - BU.	2/	

ALFALFA HAY 2001

ACRES HARVESTED	2,600	88
YIELD - TONS/ACRE	5.4	16
PROD. - TONS	14,100	73
FARM VALUE	\$1,241,000	76

ALL OTHER HAY 2001

ACRES HARVESTED	19,600	46
YIELD - TONS/ACRE	1.9	37
PROD. - TONS	37,500	46
FARM VALUE	\$1,988,000	51

ALL HAY 2001

ACRES HARVESTED	22,200	63
YIELD - TONS/ACRE	2.3	53
PROD. - TONS	51,600	70
FARM VALUE	\$3,229,000	81
PASTURE ACREAGE-1997 CENSUS OF AG	218,000	23

LIVESTOCK INVENTORIES 4/

ALL CATTLE, JAN. 1, 2002	18,700	100
COWS THAT HAVE CALVED	7,000	94
BEEF	7,000	52
OTHER CATTLE	11,700	96
CATTLE ON FEED-JAN. 1, 2002	3/	
CALVES BORN - 2001	6,900	92

INVENTORY VALUES 4/

CATTLE AND CALVES-JAN. 1, 2002	\$11,970,000	100
--------------------------------	--------------	-----

1/ DUE TO THE STATE BUDGET DIFFICULTIES HOGS, SHEEP, AND POULTRY VALUE OF PRODUCTION ARE NOT AVAILABLE AT COUNTY LEVEL.

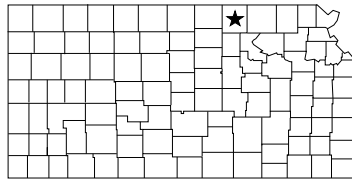
2/ DATA NOT PUBLISHED FOR ALL PRACTICES BECAUSE OF INSUFFICIENT REPORTS OR RELATIVE UNIMPORTANCE OF SOME PRACTICES.

3/ DATA NOT PUBLISHED TO AVOID DISCLOSURE OF INDIVIDUAL REPORTS.

4/ DUE TO THE STATE BUDGET DIFFICULTIES HOGS, SHEEP, AND POULTRY INVENTORIES AND INVENTORY VALUE ARE NOT AVAILABLE AT COUNTY LEVEL.

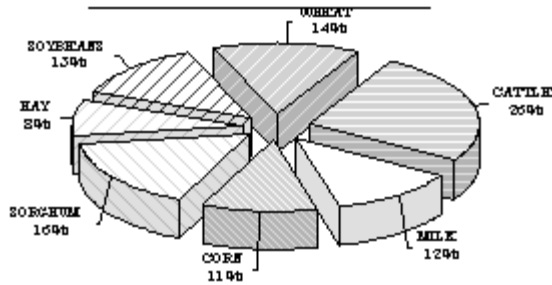
09/02 199

FARM FACTS 2001-2002



RANK IN
STATE

VALUE OF PRODUCTION 1/ WASHINGTON COUNTY



SORGHUM 2001

ACRES PLANTED	67,500	20
ACRES HARV. FOR GRAIN	64,700	19
YIELD - BU./ACRE	83	9
PROD. - BU.	5,379,500	7
FARM VALUE	\$9,840,900	9
IRRIGATED ACRES HARV.	700	39
YIELD - BU./ACRE	99	13
PROD. - BU.	69,200	39
NON-IRRIGATED ACRES HARV.	64,000	12
YIELD - BU./ACRE	83	9
PROD. - BU.	5,310,300	4
ACRES HARV. FOR SILAGE	2,100	11
YIELD - TONS/ACRE	11.9	16
PROD. - TONS	24,900	9
FARM VALUE	\$352,700	10

SUNFLOWERS 2001

ACRES PLANTED	1,700	45
ACRES HARVESTED	1,700	44
YIELD - LB./ACRE	1,306	18
PROD. - LB.	2,219,600	42
FARM VALUE	\$172,800	42

SOYBEANS 2001

ACRES PLANTED	67,600	10
ACRES HARVESTED	66,000	10
YIELD - BU./ACRE	32	49
PROD. - BU.	2,127,500	8
FARM VALUE	\$8,634,000	9
IRRIGATED ACRES HARV.	2,500	33
YIELD - BU./ACRE	59	5
PROD. - BU.	146,300	30
NON-IRRIGATED ACRES HARV.	63,500	1
YIELD - BU./ACRE	31	6
PROD. - BU.	1,981,200	1

ALFALFA HAY 2001

ACRES HARVESTED	11,300	26
YIELD - TONS/ACRE	3.7	60
PROD. - TONS	41,800	29
FARM VALUE	\$3,195,000	35

ALL OTHER HAY 2001

ACRES HARVESTED	22,000	42
YIELD - TONS/ACRE	1.6	56
PROD. - TONS	35,500	48
FARM VALUE	\$1,966,000	52

ALL HAY 2001

ACRES HARVESTED	33,300	43
YIELD - TONS/ACRE	2.3	53
PROD. - TONS	77,300	47
FARM VALUE	\$5,161,000	54
PASTURE ACREAGE-1997 CENSUS OF AG	214,000	24

LIVESTOCK INVENTORIES 4/

ALL CATTLE, JAN. 1, 2002	56,400	37
COWS THAT HAVE CALVED	25,650	6
BEEF	22,800	6
MILK	2,850	3
OTHER CATTLE	30,750	47
CATTLE ON FEED-JAN. 1, 2002	6,200	17
CALVES BORN - 2001	25,000	4

INVENTORY VALUES 4/

CATTLE AND CALVES-JAN. 1, 2002	\$36,100,000	37
--------------------------------	--------------	----

PRODUCTION 1/

MILK-2001-1,000 LBS.	52,600	3
FARM VALUE	\$7,624,000	3

1/ DUE TO THE STATE BUDGET DIFFICULTIES HOGS, SHEEP, AND POULTRY VALUE OF PRODUCTION ARE NOT AVAILABLE AT COUNTY LEVEL.

2/ DATA NOT PUBLISHED FOR ALL PRACTICES BECAUSE OF INSUFFICIENT REPORTS OR RELATIVE UNIMPORTANCE OF SOME PRACTICES.

4/ DUE TO THE STATE BUDGET DIFFICULTIES HOGS, SHEEP, AND POULTRY INVENTORIES AND INVENTORY VALUE ARE NOT AVAILABLE AT COUNTY LEVEL.

09/02 201

		RANK IN STATE
POPULATION-2000-U.S. CENSUS EST.	6,483	61
NO. OF FARMS 2001	820	22
LAND IN FARMS 2001-ACRES	533,000	30
ACRES HARVESTED 2001	291,800	16
VALUE OF CROPS HARV. 2001	\$40,779,700	29
VALUE OF CATTLE & MILK PROD. 2001	\$24,628,200	34
PRECIPITATION JAN.-DEC. 2001-IN.	40.10	15
PRECIPITATION LONGTIME AVERAGE-IN.	31.80	41

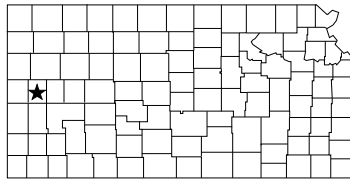
WHEAT 2001

ACRES SEEDING IN 2000	88,000	62
ACRES HARVESTED IN 2001	80,300	52
YIELD-BU./ACRE	43	40
PROD-BU.	3,433,000	48
FARM VALUE	\$9,475,000	46
IRRIGATED ACRES HARV.	2/	
YIELD - BU./ACRE	2/	
PROD. - BU.	2/	
CONT. CROP DRYLAND ACRES HARV.	75,700	25
YIELD - BU./ACRE	43	34
PROD. - BU.	3,242,100	23
SUMMER FALLOW ACRES HARV.	4,600	61
YIELD - BU./ACRE	42	16
PROD. - BU.	190,900	60

CORN 2001

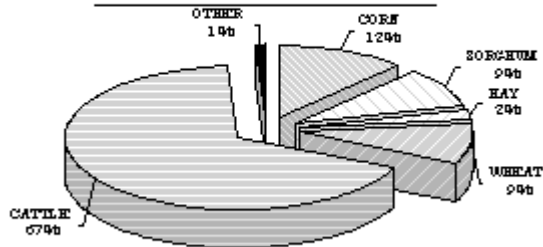
ACRES PLANTED	42,800	31
ACRES HARV. FOR GRAIN	36,700	31
YIELD - BU./ACRE	85	79
PROD. - BU.	3,135,000	35
FARM VALUE	\$5,905,100	37
IRRIGATED ACRES HARV.	3,600	45
YIELD - BU./ACRE	153	46
PROD. - BU.	550,000	45
NON-IRRIGATED ACRES HARV.	33,100	9
YIELD - BU./ACRE	78	14
PROD. - BU.	2,585,000	8
ACRES HARV. FOR SILAGE	5,700	15
YIELD - TONS/ACRE	12.5	31
PROD. - TONS	71,400	17
FARM VALUE	\$1,130,500	18

FARM FACTS 2001-2002



RANK IN
STATE

VALUE OF PRODUCTION 1/ WICHITA COUNTY



RANK IN
STATE

POPULATION-2000-U.S. CENSUS EST.	2,531	98
NO. OF FARMS 2001	290	89
LAND IN FARMS 2001-ACRES	457,000	51
ACRES HARVESTED 2001	223,490	43
VALUE OF CROPS HARV. 2001	\$39,611,000	31
VALUE OF CATTLE & MILK PROD. 2001	\$80,502,800	8
PRECIPITATION JAN.-DEC. 2001-IN.	19.82	87
PRECIPITATION LONGTIME AVERAGE-IN.	17.12	99

WHEAT 2001

ACRES SEEDED IN 2000	144,000	22
ACRES HARVESTED IN 2001	90,600	41
YIELD-BU./ACRE	43	40
PROD.-BU.	3,890,000	32
FARM VALUE	\$10,660,000	33
IRRIGATED ACRES HARV.	19,300	7
YIELD - BU./ACRE	59	6
PROD. - BU.	1,138,300	7
CONT. CROP DRYLAND ACRES HARV.	13,800	68
YIELD - BU./ACRE	35	70
PROD. - BU.	483,000	70
SUMMER FALLOW ACRES HARV.	57,500	25
YIELD - BU./ACRE	39	26
PROD. - BU.	2,268,700	21

CORN 2001

ACRES PLANTED	41,600	33
ACRES HARV. FOR GRAIN	30,300	35
YIELD - BU./ACRE	144	16
PROD. - BU.	4,375,000	28
FARM VALUE	\$9,342,600	27
IRRIGATED ACRES HARV.	23,600	19
YIELD - BU./ACRE	170	16
PROD. - BU.	4,023,000	18
NON-IRRIGATED ACRES HARV.	6,700	38
YIELD - BU./ACRE	53	35
PROD. - BU.	352,000	40
ACRES HARV. FOR SILAGE	11,000	2
YIELD - TONS/ACRE	24.0	1
PROD. - TONS	263,900	1
FARM VALUE	\$4,772,100	1

SORGHUM 2001

ACRES PLANTED	74,500	15
ACRES HARV. FOR GRAIN	71,600	14
YIELD - BU./ACRE	79	18
PROD. - BU.	5,682,500	4
FARM VALUE	\$10,508,700	4
IRRIGATED ACRES HARV.	7,600	5
YIELD - BU./ACRE	92	20
PROD. - BU.	696,600	4
NON-IRRIGATED ACRES HARV.	64,000	12
YIELD - BU./ACRE	78	16
PROD. - BU.	4,985,900	5
ACRES HARV. FOR SILAGE	2,100	11
YIELD - TONS/ACRE	22.8	1
PROD. - TONS	47,900	4
FARM VALUE	\$767,200	4

SUNFLOWERS 2001

ACRES PLANTED	4,000	30
ACRES HARVESTED	3,900	30
YIELD - LB./ACRE	1,808	6
PROD. - LB.	7,050,100	20
FARM VALUE	\$646,800	17

SOYBEANS 2001

ACRES PLANTED	2,800	88
ACRES HARVESTED	2,700	87
YIELD - BU./ACRE	32	49
PROD. - BU.	87,000	86
FARM VALUE	\$350,000	86
IRRIGATED ACRES HARV.	2/	
YIELD - BU./ACRE	2/	
PROD. - BU.	2/	
NON-IRRIGATED ACRES HARV.	2/	
YIELD - BU./ACRE	2/	
PROD. - BU.	2/	

ALFALFA HAY 2001

ACRES HARVESTED	3,500	78
YIELD - TONS/ACRE	5.0	20
PROD. - TONS	17,600	63
FARM VALUE	\$1,551,000	67

ALL OTHER HAY 2001

ACRES HARVESTED	6,800	84
YIELD - TONS/ACRE	2.6	5
PROD. - TONS	17,500	74
FARM VALUE	\$927,500	79

ALL HAY 2001

ACRES HARVESTED	10,300	93
YIELD - TONS/ACRE	3.4	22
PROD. - TONS	35,100	89
FARM VALUE	\$2,478,500	91
PASTURE ACREAGE-1997 CENSUS OF AG	92,000	86

LIVESTOCK INVENTORIES 4/

ALL CATTLE, JAN. 1, 2002	3/
COWS THAT HAVE CALVED	3/
BEEF	3/
MILK	3/
OTHER CATTLE	3/
CATTLE ON FEED-JAN. 1, 2002	3/
CALVES BORN - 2001	3/

INVENTORY VALUES 4/

CATTLE AND CALVES-JAN. 1, 2002	3/
--------------------------------	----

PRODUCTION 1/

MILK-2001-1,000 LBS.	3/
FARM VALUE	3/

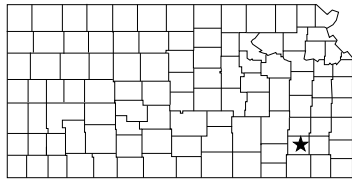
1/ DUE TO THE STATE BUDGET DIFFICULTIES HOGS, SHEEP, AND POULTRY VALUE OF PRODUCTION ARE NOT AVAILABLE AT COUNTY LEVEL.

2/ DATA NOT PUBLISHED FOR ALL PRACTICES BECAUSE OF INSUFFICIENT REPORTS OR RELATIVE UNIMPORTANCE OF SOME PRACTICES.

3/ DATA NOT PUBLISHED TO AVOID DISCLOSURE OF INDIVIDUAL REPORTS.

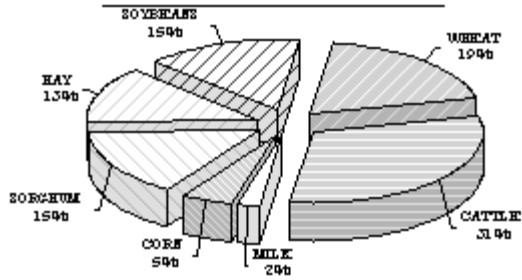
4/ DUE TO THE STATE BUDGET DIFFICULTIES HOGS, SHEEP, AND POULTRY INVENTORIES AND INVENTORY VALUE ARE NOT AVAILABLE AT COUNTY LEVEL.

FARM FACTS 2001-2002



RANK IN
STATE

VALUE OF PRODUCTION 1/ WILSON COUNTY



SORGHUM 2001

ACRES PLANTED	29,800	59
ACRES HARV. FOR GRAIN	29,400	54
YIELD - BU./ACRE	78	23
PROD. - BU.	2,283,400	45
FARM VALUE	\$4,154,200	46
IRRIGATED ACRES HARV.	2/	
YIELD - BU./ACRE	2/	
PROD. - BU.	2/	
NON-IRRIGATED ACRES HARV.	29,400	33
YIELD - BU./ACRE	78	16
PROD. - BU.	2,283,400	27
ACRES HARV. FOR SILAGE	2/	
YIELD - TONS/ACRE	2/	
PROD. - TONS	2/	
FARM VALUE	2/	

SUNFLOWERS 2001

ACRES PLANTED	2/	
ACRES HARVESTED	2/	
YIELD - LB./ACRE	2/	
PROD. - LB.	2/	
FARM VALUE	2/	

SOYBEANS 2001

ACRES PLANTED	60,100	15
ACRES HARVESTED	57,500	16
YIELD - BU./ACRE	18	90
PROD. - BU.	1,026,100	34
FARM VALUE	\$4,319,000	34
IRRIGATED ACRES HARV.	1,500	42
YIELD - BU./ACRE	24	48
PROD. - BU.	36,500	48
NON-IRRIGATED ACRES HARV.	56,000	3
YIELD - BU./ACRE	18	27
PROD. - BU.	989,600	8

RANK IN
STATE

POPULATION-2000-U.S. CENSUS EST.	10,332	42
NO. OF FARMS 2001	530	51
LAND IN FARMS 2001-ACRES	311,000	89
ACRES HARVESTED 2001	168,750	69
VALUE OF CROPS HARV. 2001	\$18,961,900	85
VALUE OF CATTLE & MILK PROD. 2001	\$9,140,900	93
PRECIPITATION JAN.-DEC. 2001-IN.	29.81	40
PRECIPITATION LONGTIME AVERAGE-IN.	38.78	17

ALFALFA HAY 2001

ACRES HARVESTED	4,800	64
YIELD - TONS/ACRE	2.8	92
PROD. - TONS	13,400	75
FARM VALUE	\$1,424,000	73

ALL OTHER HAY 2001

ACRES HARVESTED	28,000	35
YIELD - TONS/ACRE	1.1	94
PROD. - TONS	30,700	56
FARM VALUE	\$2,245,000	45

ALL HAY 2001

ACRES HARVESTED	32,800	44
YIELD - TONS/ACRE	1.3	96
PROD. - TONS	44,100	77
FARM VALUE	\$3,669,000	71
PASTURE ACREAGE-1997 CENSUS OF AG	134,000	64

LIVESTOCK INVENTORIES 4/

ALL CATTLE, JAN. 1, 2002	30,800	83
COWS THAT HAVE CALVED	17,250	38
BEEF	3/	
MILK	3/	
OTHER CATTLE	13,550	91
CATTLE ON FEED-JAN. 1, 2002	3/	
CALVES BORN - 2001	16,600	35

INVENTORY VALUES 4/

CATTLE AND CALVES-JAN. 1, 2002	\$19,710,000	83
--------------------------------	--------------	----

PRODUCTION 1/

MILK-2001-1,000 LBS.	3/	
FARM VALUE	3/	

1/ DUE TO THE STATE BUDGET DIFFICULTIES HOGS, SHEEP, AND POULTRY VALUE OF PRODUCTION ARE NOT AVAILABLE AT COUNTY LEVEL.

2/ DATA NOT PUBLISHED FOR ALL PRACTICES BECAUSE OF INSUFFICIENT REPORTS OR RELATIVE UNIMPORTANCE OF SOME PRACTICES.

3/ DATA NOT PUBLISHED TO AVOID DISCLOSURE OF INDIVIDUAL REPORTS.

4/ DUE TO THE STATE BUDGET DIFFICULTIES HOGS, SHEEP, AND POULTRY INVENTORIES AND INVENTORY VALUE ARE NOT AVAILABLE AT COUNTY LEVEL.

09/02 205

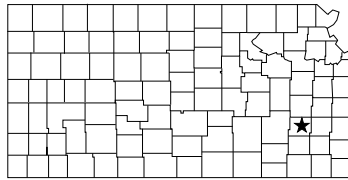
WHEAT 2001

ACRES SEEDED IN 2000	41,500	72
ACRES HARVESTED IN 2001	39,100	72
YIELD-BU./ACRE	49	13
PROD-BU.	1,932,000	69
FARM VALUE	\$5,315,000	69
IRRIGATED ACRES HARV.	2/	
YIELD - BU./ACRE	2/	
PROD. - BU.	2/	
CONT. CROP DRYLAND ACRES HARV.	39,100	37
YIELD - BU./ACRE	49	12
PROD. - BU.	1,932,000	31
SUMMER FALLOW ACRES HARV.	2/	
YIELD - BU./ACRE	2/	
PROD. - BU.	2/	

CORN 2001

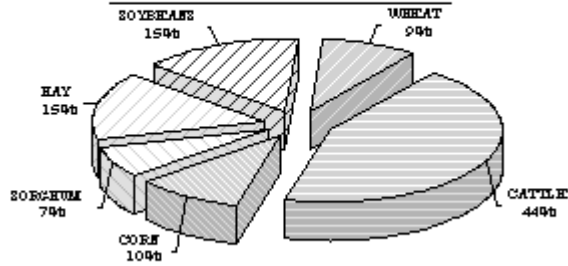
ACRES PLANTED	8,600	85
ACRES HARV. FOR GRAIN	7,500	79
YIELD - BU./ACRE	84	82
PROD. - BU.	627,000	86
FARM VALUE	\$1,218,900	86
IRRIGATED ACRES HARV.	2/	
YIELD - BU./ACRE	2/	
PROD. - BU.	2/	
NON-IRRIGATED ACRES HARV.	2/	
YIELD - BU./ACRE	2/	
PROD. - BU.	2/	
ACRES HARV. FOR SILAGE	800	62
YIELD - TONS/ACRE	8.0	63
PROD. - TONS	6,400	65
FARM VALUE	\$103,900	65

FARM FACTS 2001-2002



RANK IN
STATE

VALUE OF PRODUCTION 1/ WOODSON COUNTY



SORGHUM 2001

ACRES PLANTED	10,800	83
ACRES HARV. FOR GRAIN	10,600	81
YIELD - BU./ACRE	81	14
PROD. - BU.	854,200	76
FARM VALUE	\$1,554,100	77
IRRIGATED ACRES HARV.	2/	
YIELD - BU./ACRE	2/	
PROD. - BU.	2/	
NON-IRRIGATED ACRES HARV.	10,600	55
YIELD - BU./ACRE	81	12
PROD. - BU.	854,200	51
ACRES HARV. FOR SILAGE	2/	
YIELD - TONS/ACRE	2/	
PROD. - TONS	2/	
FARM VALUE	2/	

SUNFLOWERS 2001

ACRES PLANTED	2/	
ACRES HARVESTED	2/	
YIELD - LB./ACRE	2/	
PROD. - LB.	2/	
FARM VALUE	2/	

SOYBEANS 2001

ACRES PLANTED	32,600	37
ACRES HARVESTED	32,100	36
YIELD - BU./ACRE	26	76
PROD. - BU.	831,600	41
FARM VALUE	\$3,500,000	41
IRRIGATED ACRES HARV.	2/	
YIELD - BU./ACRE	2/	
PROD. - BU.	2/	
NON-IRRIGATED ACRES HARV.	2/	
YIELD - BU./ACRE	2/	
PROD. - BU.	2/	

RANK IN
STATE

POPULATION-2000-U.S. CENSUS EST.	3,788	80
NO. OF FARMS 2001	360	83
LAND IN FARMS 2001-ACRES	264,000	96
ACRES HARVESTED 2001	112,010	94
VALUE OF CROPS HARV. 2001	\$13,110,200	97
VALUE OF CATTLE & MILK PROD. 2001	\$10,755,400	80
PRECIPITATION JAN.-DEC. 2001-IN.	43.36	6
PRECIPITATION LONGTIME AVERAGE-IN.	41.67	4

ALFALFA HAY 2001

ACRES HARVESTED	2,800	86
YIELD - TONS/ACRE	2.6	95
PROD. - TONS	7,300	90
FARM VALUE	\$776,000	90

ALL OTHER HAY 2001

ACRES HARVESTED	36,800	26
YIELD - TONS/ACRE	1.0	98
PROD. - TONS	38,200	44
FARM VALUE	\$2,793,000	35

ALL HAY 2001

ACRES HARVESTED	39,600	33
YIELD - TONS/ACRE	1.1	104
PROD. - TONS	45,500	74
FARM VALUE	\$3,569,000	73
PASTURE ACREAGE-1997 CENSUS OF AG	146,000	54

LIVESTOCK INVENTORIES 4/

ALL CATTLE, JAN. 1, 2002	31,000	82
COWS THAT HAVE CALVED	12,050	68
BEEF	3/	
MILK	3/	
OTHER CATTLE	18,950	76
CATTLE ON FEED-JAN. 1, 2002	3/	
CALVES BORN - 2001	11,200	70

INVENTORY VALUES 4/

CATTLE AND CALVES-JAN. 1, 2002	\$19,840,000	82
--------------------------------	--------------	----

PRODUCTION 1/

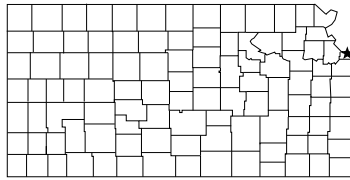
MILK-2001-1,000 LBS.	3/	
FARM VALUE	3/	
1/ DUE TO THE STATE BUDGET DIFFICULTIES HOGS, SHEEP, AND POULTRY VALUE OF PRODUCTION ARE NOT AVAILABLE AT COUNTY LEVEL.		
2/ DATA NOT PUBLISHED FOR ALL PRACTICES BECAUSE OF INSUFFICIENT REPORTS OR RELATIVE UNIMPORTANCE OF SOME PRACTICES.		
3/ DATA NOT PUBLISHED TO AVOID DISCLOSURE OF INDIVIDUAL REPORTS.		
4/ DUE TO THE STATE BUDGET DIFFICULTIES HOGS, SHEEP, AND POULTRY INVENTORIES AND INVENTORY VALUE ARE NOT AVAILABLE AT COUNTY LEVEL.		

09/02 207

CORN 2001

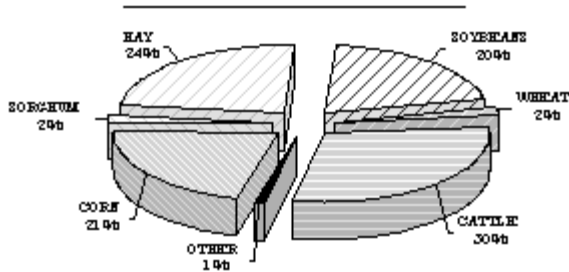
ACRES PLANTED	13,600	69
ACRES HARV. FOR GRAIN	13,400	66
YIELD - BU./ACRE	90	71
PROD. - BU.	1,208,000	69
FARM VALUE	\$2,348,400	69
IRRIGATED ACRES HARV.	2/	
YIELD - BU./ACRE	2/	
PROD. - BU.	2/	
NON-IRRIGATED ACRES HARV.	2/	
YIELD - BU./ACRE	2/	
PROD. - BU.	2/	
ACRES HARV. FOR SILAGE	2/	
YIELD - TONS/ACRE	2/	
PROD. - TONS	2/	
FARM VALUE	2/	

FARM FACTS 2001-2002



RANK IN
STATE

VALUE OF PRODUCTION 1/ WYANDOTTE COUNTY



SORGHUM 2001

ACRES PLANTED	2/
ACRES HARV. FOR GRAIN	2/
YIELD - BU./ACRE	2/
PROD. - BU.	2/
FARM VALUE	2/
IRRIGATED ACRES HARV.	2/
YIELD - BU./ACRE	2/
PROD. - BU.	2/
NON-IRRIGATED ACRES HARV.	2/
YIELD - BU./ACRE	2/
PROD. - BU.	2/
ACRES HARV. FOR SILAGE	2/
YIELD - TONS/ACRE	2/
PROD. - TONS	2/
FARM VALUE	2/

SUNFLOWERS 2001

ACRES PLANTED	2/
ACRES HARVESTED	2/
YIELD - LB./ACRE	2/
PROD. - LB.	2/
FARM VALUE	2/

SOYBEANS 2001

ACRES PLANTED	3,800	86
ACRES HARVESTED	3,700	83
YIELD - BU./ACRE	39	18
PROD. - BU.	145,500	80
FARM VALUE	\$612,000	79
IRRIGATED ACRES HARV.	2/	
YIELD - BU./ACRE	2/	
PROD. - BU.	2/	
NON-IRRIGATED ACRES HARV.	2/	
YIELD - BU./ACRE	2/	
PROD. - BU.	2/	

ALFALFA HAY 2001

ACRES HARVESTED	100	105
YIELD - TONS/ACRE	3.0	86
PROD. - TONS	300	105
FARM VALUE	\$33,500	105

ALL OTHER HAY 2001

ACRES HARVESTED	7,500	81
YIELD - TONS/ACRE	1.5	63
PROD. - TONS	11,400	86
FARM VALUE	\$673,000	86

ALL HAY 2001

ACRES HARVESTED	7,600	99
YIELD - TONS/ACRE	1.5	91
PROD. - TONS	11,700	103
FARM VALUE	\$706,500	104
PASTURE ACREAGE-1997 CENSUS OF AG	7,000	105

LIVESTOCK INVENTORIES 4/

ALL CATTLE, JAN. 1, 2002	3,100	101
COWS THAT HAVE CALVED	1,400	101
BEEF	3/	
MILK	3/	
OTHER CATTLE	1,700	101
CATTLE ON FEED-JAN. 1, 2002	3/	
CALVES BORN - 2001	1,300	101

INVENTORY VALUES 4/

CATTLE AND CALVES-JAN. 1, 2002	\$1,985,000	101
--------------------------------	-------------	-----

PRODUCTION 1/

MILK-2001-1,000 LBS.	3/
FARM VALUE	3/

1/ DUE TO THE STATE BUDGET DIFFICULTIES HOGS, SHEEP, AND POULTRY VALUE OF PRODUCTION ARE NOT AVAILABLE AT COUNTY LEVEL.

2/ DATA NOT PUBLISHED FOR ALL PRACTICES BECAUSE OF INSUFFICIENT REPORTS OR RELATIVE UNIMPORTANCE OF SOME PRACTICES.

3/ DATA NOT PUBLISHED TO AVOID DISCLOSURE OF INDIVIDUAL REPORTS.

4/ DUE TO THE STATE BUDGET DIFFICULTIES HOGS, SHEEP, AND POULTRY INVENTORIES AND INVENTORY VALUE ARE NOT AVAILABLE AT COUNTY LEVEL.

09/02 209

		RANK IN STATE
POPULATION-2000-U.S. CENSUS EST.	157,882	4
NO. OF FARMS 2001	190	105
LAND IN FARMS 2001-ACRES	25,000	105
ACRES HARVESTED 2001	15,600	105
VALUE OF CROPS HARV. 2001	\$2,100,300	105
VALUE OF CATTLE & MILK PROD. 2001	\$905,400	105
PRECIPITATION JAN.-DEC. 2001-IN.	48.90	1
PRECIPITATION LONGTIME AVERAGE-IN.	37.62	21

WHEAT 2001

ACRES SEEDING IN 2000	800	105
ACRES HARVESTED IN 2001	700	105
YIELD-BU./ACRE	40	59
PROD-BU.	28,000	105
FARM VALUE	\$75,000	105
IRRIGATED ACRES HARV.	2/	
YIELD - BU./ACRE	2/	
PROD. - BU.	2/	
CONT. CROP DRYLAND ACRES HARV.	700	105
YIELD - BU./ACRE	40	45
PROD. - BU.	28,000	105
SUMMER FALLOW ACRES HARV.	2/	
YIELD - BU./ACRE	2/	
PROD. - BU.	2/	

CORN 2001

ACRES PLANTED	3,300	98
ACRES HARV. FOR GRAIN	2,900	98
YIELD - BU./ACRE	107	51
PROD. - BU.	311,000	93
FARM VALUE	\$582,700	93
IRRIGATED ACRES HARV.	2/	
YIELD - BU./ACRE	2/	
PROD. - BU.	2/	
NON-IRRIGATED ACRES HARV.	2/	
YIELD - BU./ACRE	2/	
PROD. - BU.	2/	
ACRES HARV. FOR SILAGE	2/	
YIELD - TONS/ACRE	2/	
PROD. - TONS	2/	
FARM VALUE	2/	