

FARM FACTS 2000-2001



**KANSAS
AGRICULTURAL
STATISTICS SERVICE**

Fact Finders
For Agriculture

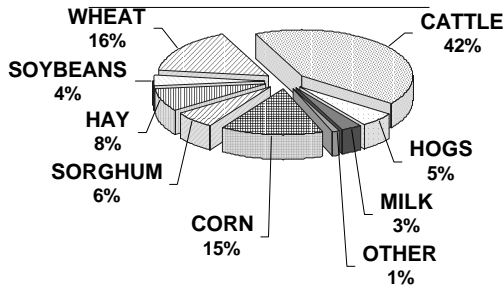
RANK NUMBER
ONE IN STATE

KANSAS STATE TOTALS VALUE OF PRODUCTION

Kansas Department of Agriculture
U.S. Department of Agriculture
632 SW Van Buren, Rm. 200
PO Box 3534
Topeka, KS 66601-3534

KANSAS AGRICULTURE

VALUE OF PRODUCTION STATE COUNTY



999

RANK NUMBER
ONE IN STATE

POPULATION-2000-U.S. CENSUS EST.	452,869	SEDGWICK
NO. OF FARMS 2000	1,510	SEDGWICK
LAND IN FARMS 2000-ACRES	765,000	BUTLER
ACRES HARVESTED 2000	559,640	SUMNER
VALUE OF CROPS HARV. 2000	\$92,894,800	FINNEY
VALUE OF LIVESTOCK PROD. 2000	\$130,104,101	FINNEY
PRECIPITATION JAN.-DEC. 2000-IN.	46.75	HARPER
PRECIPITATION LONGTIME AVERAGE-IN.	43.05	CRAWFORD

WHEAT 2000

ACRES SEEDED IN 1999	377,000	SUMNER
ACRES HARVESTED IN 2000	369,500	SUMNER
YIELD-BU./ACRE	49.0	JEFFERSON
PROD.-BU.	13,439,000	SUMNER
FARM VALUE	\$36,170,000	SUMNER
IRRIGATED ACRES HARV.	56,300	HASKELL
YIELD - BU./ACRE	53.0	DECATUR
		STEVENS
PROD. - BU.	2,694,000	HASKELL
CONT. CROP DRYLAND ACRES HARV.	346,000	SUMNER
YIELD - BU./ACRE	49.0	JEFFERSON
PROD. - BU.	12,566,600	SUMNER
SUMMER FALLOW ACRES HARV.	159,800	THOMAS
YIELD - BU./ACRE	48.0	LINCOLN
PROD. - BU.	5,114,500	THOMAS

CORN 2000

ACRES PLANTED	142,800	THOMAS
ACRES HARV. FOR GRAIN	135,700	THOMAS
YIELD - BU./ACRE	200.0	HASKELL
PROD. - BU.	26,093,000	HASKELL
FARM VALUE	\$57,141,800	HASKELL
IRRIGATED ACRES HARV.	126,100	HASKELL
YIELD - BU./ACRE	213.0	ELLIS
PROD. - BU.	25,878,000	HASKELL
NON-IRRIGATED ACRES HARV.	53,700	THOMAS
YIELD - BU./ACRE	103.0	SEDGWICK
PROD. - BU.	2,650,000	THOMAS
ACRES HARV. FOR SILAGE	7,800	WICHITA
YIELD - TONS/ACRE	24.8	WICHITA
PROD. - TONS	193,300	WICHITA
FARM VALUE	\$3,741,800	WICHITA

SUNFLOWERS 2000

ACRES PLANTED	33,800	SHERMAN
ACRES HARVESTED	29,500	SHERMAN
YIELD - LB./ACRE	1,757	SMITH
PROD. - LB.	27,100,000	SHERMAN
FARM VALUE	\$1,647,100	SHERMAN

SOYBEANS 2000

ACRES PLANTED	121,300	MARSHALL
ACRES HARVESTED	119,800	MARSHALL
YIELD - BU./ACRE	51.0	GRAY
PROD. - BU.	2,808,200	BROWN
FARM VALUE	\$13,352,000	BROWN
IRRIGATED ACRES HARV.	18,800	EDWARDS
YIELD - BU./ACRE	56.0	JEWELL
PROD. - BU.	969,000	EDWARDS
NON-IRRIGATED ACRES HARV.	64,100	WASHINGTON
YIELD - BU./ACRE	25.0	BARBER
PROD. - BU.	910,000	WASHINGTON

ALFALFA HAY 2000

ACRES HARVESTED	46,000	FINNEY
YIELD - TONS/ACRE	7.3	SEWARD
PROD. - TONS	322,000	FINNEY
FARM VALUE	\$27,530,000	FINNEY

ALL OTHER HAY 2000

ACRES HARVESTED	70,800	LYON
YIELD - TONS/ACRE	3.4	KEARNY
PROD. - TONS	86,500	JACKSON
FARM VALUE	\$5,466,500	BUTLER

ALL HAY 2000

ACRES HARVESTED	76,900	LYON
YIELD - TONS/ACRE	6.7	FINNEY
PROD. - TONS	327,800	FINNEY
FARM VALUE	\$27,887,000	FINNEY
PASTURE ACREAGE-1997 CENSUS OF AG	513,000	GREENWOOD

LIVESTOCK INVENTORIES

ALL CATTLE, JAN. 1, 2001	295,000	HASKELL
COWS THAT HAVE CALVED	32,500	COWLEY
BEEF	32,000	COWLEY
MILK	24,400	HAMILTON
OTHER CATTLE	292,900	HASKELL
CATTLE ON FEED-JAN. 1, 2001	266,000	HASKELL
CALVES BORN - 2000	28,300	COWLEY
HOGS - DEC. 1, 2000	234,000	MORTON
ALL SHEEP AND LAMBS, JAN 1, 2001	7,700	SEDGWICK
CHICKENS, DEC. 1, 2000	1,336,000	RICE

INVENTORY VALUES

CATTLE AND CALVES-JAN. 1, 2001	\$203,550,000	HASKELL
HOGS AND PIGS-DEC. 1, 2000	\$16,380,000	MORTON
SHEEP AND LAMBS-JAN. 1, 2001	\$886,000	SEDGWICK
CHICKENS-DEC. 1, 2000	\$1,737,000	RICE

PRODUCTION

MILK-2000-1,000 LBS.	365,500	HAMILTON
FARM VALUE	\$42,398,000	HAMILTON
EGGS-2000 (000)	285,290	RICE
FARM VALUE	\$9,274,000	RICE

TOP RANKING KANSAS COUNTIES

POPULATION-2000-U.S. CENSUS EST.	2,688,418
NO. OF FARMS 2000	64,000
LAND IN FARMS 2000-ACRES	47,500,000
ACRES HARVESTED 2000	21,639,000
VALUE OF CROPS HARV. 2000	\$2,915,660,000
VALUE OF LIVESTOCK PROD. 2000	\$2,901,469,000
PRECIPITATION JAN.-DEC. 2000-IN.	25.53
PRECIPITATION LONGTIME AVERAGE-IN.	27.86

WHEAT 2000

ACRES SEEDED IN 1999	9,800,000
ACRES HARVESTED IN 2000	9,400,000
YIELD-BU./ACRE	37.0
PROD.-BU.	347,800,000
FARM VALUE	\$939,060,000
IRRIGATED ACRES HARV.	510,000
YIELD - BU./ACRE	45.0
PROD. - BU.	22,724,000
CONT. CROP DRYLAND ACRES HARV.	5,285,000
YIELD - BU./ACRE	37.0
PROD. - BU.	197,940,000
SUMMER FALLOW ACRES HARV.	3,605,000
YIELD - BU./ACRE	35.0
PROD. - BU.	127,136,000

CORN 2000

ACRES PLANTED	3,450,000
ACRES HARV. FOR GRAIN	3,200,000
YIELD - BU./ACRE	130.0
PROD. - BU.	416,000,000
FARM VALUE	\$852,800,000
IRRIGATED ACRES HARV.	1,630,000
YIELD - BU./ACRE	176.0
PROD. - BU.	286,550,000
NON-IRRIGATED ACRES HARV.	1,570,000
YIELD - BU./ACRE	82.0
PROD. - BU.	129,450,000
ACRES HARV. FOR SILAGE	160,000
YIELD - TONS/ACRE	14.0
PROD. - TONS	2,240,000
FARM VALUE	\$42,560,000

SORGHUM 2000

ACRES PLANTED	3,500,000
ACRES HARV. FOR GRAIN	3,200,000
YIELD - BU./ACRE	59.0
PROD. - BU.	188,800,000
FARM VALUE	\$330,400,000
IRRIGATED ACRES HARV.	105,000
YIELD - BU./ACRE	93.0
PROD. - BU.	9,785,000
NON-IRRIGATED ACRES HARV.	3,095,000
YIELD - BU./ACRE	58.0
PROD. - BU.	179,015,000
ACRES HARV. FOR SILAGE	65,000
YIELD - TONS/ACRE	10.0
PROD. - TONS	650,000
FARM VALUE	\$10,400,000

SUNFLOWERS 2000

ACRES PLANTED	220,000
ACRES HARVESTED	204,000
YIELD - LB./ACRE	1,236
PROD. - LB.	252,100,000
FARM VALUE	\$14,409,000

SOYBEANS 2000

ACRES PLANTED	2,950,000
ACRES HARVESTED	2,500,000
YIELD - BU./ACRE	20.0
PROD. - BU.	50,000,000
FARM VALUE	\$237,500,000
IRRIGATED ACRES HARV.	384,000
YIELD - BU./ACRE	45.0
PROD. - BU.	17,150,000
NON-IRRIGATED ACRES HARV.	2,116,000
YIELD - BU./ACRE	16.0
PROD. - BU.	32,850,000

ALFALFA HAY 2000

ACRES HARVESTED	900,000
YIELD - TONS/ACRE	4.1
PROD. - TONS	3,690,000
FARM VALUE	\$298,890,000

ALL OTHER HAY 2000

ACRES HARVESTED	1,900,000
YIELD - TONS/ACRE	1.5
PROD. - TONS	2,850,000
FARM VALUE	\$175,275,000

ALL HAY 2000

ACRES HARVESTED	2,800,000
YIELD - TONS/ACRE	2.3
PROD. - TONS	6,540,000
FARM VALUE	\$474,165,000
PASTURE ACREAGE-1997 CENSUS OF AG	17,816,000

LIVESTOCK INVENTORIES

ALL CATTLE, JAN. 1, 2001	6,700,000
COWS THAT HAVE CALVED	1,620,000
BEEF	1,524,000
MILK	96,000
OTHER CATTLE	5,080,000
CATTLE ON FEED-JAN. 1, 2001	2,450,000
CALVES BORN - 2000	1,480,000
HOGS - DEC. 1, 2000	1,560,000
ALL SHEEP AND LAMBS, JAN 1, 2001	110,000
CHICKENS, DEC. 1, 2000	1,999,000

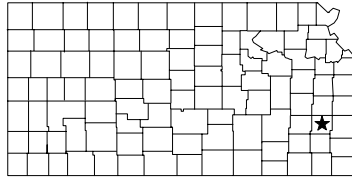
INVENTORY VALUES

CATTLE AND CALVES-JAN. 1, 2001	\$4,623,000,000
HOGS AND PIGS-DEC. 1, 2000	\$109,200,000
SHEEP AND LAMBS-JAN. 1, 2001	\$12,650,000
CHICKENS-DEC. 1, 2000	\$2,599,000

PRODUCTION

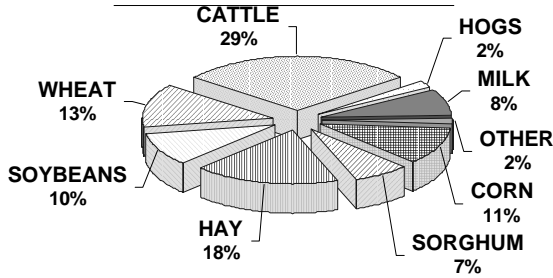
MILK-2000-1,000 LBS.	1,520,000
FARM VALUE	\$176,320,000
EGGS-2000 (000)	416,000
FARM VALUE	\$13,523,000

FARM FACTS 2000-2001



RANK IN
STATE

VALUE OF PRODUCTION ALLEN COUNTY



RANK IN
STATE

POPULATION-2000-U.S. CENSUS EST.	14,385	35
NO. OF FARMS 2000	650	40
LAND IN FARMS 2000-ACRES	280,000	92
ACRES HARVESTED 2000	148,300	79
VALUE OF CROPS HARV. 2000	\$15,835,700	81
VALUE OF LIVESTOCK PROD. 2000	\$10,304,606	96
PRECIPITATION JAN.-DEC. 2000-IN.	29.91	41
PRECIPITATION LONGTIME AVERAGE-IN.	39.78	12

WHEAT 2000

ACRES SEEDED IN 1999	33,600	76
ACRES HARVESTED IN 2000	32,900	76
YIELD-BU./ACRE	40.0	31
PROD.-BU.	1,304,000	77
FARM VALUE	\$3,455,000	77
IRRIGATED ACRES HARV.	1/	
YIELD - BU./ACRE	1/	
PROD. - BU.	1/	
CONT. CROP DRYLAND ACRES HARV.	32,900	47
YIELD - BU./ACRE	40.0	27
PROD. - BU.	1,304,000	44
SUMMER FALLOW ACRES HARV.	1/	
YIELD - BU./ACRE	1/	
PROD. - BU.	1/	

CORN 2000

ACRES PLANTED	14,300	70
ACRES HARV. FOR GRAIN	13,500	67
YIELD - BU./ACRE	112.0	53
PROD. - BU.	1,516,000	58
FARM VALUE	\$2,910,700	59
IRRIGATED ACRES HARV.	1/	
YIELD - BU./ACRE	1/	
PROD. - BU.	1/	
NON-IRRIGATED ACRES HARV.	1/	
YIELD - BU./ACRE	1/	
PROD. - BU.	1/	
ACRES HARV. FOR SILAGE	400	80
YIELD - TONS/ACRE	10.3	64
PROD. - TONS	4,100	78
FARM VALUE	\$74,400	78

SORGHUM 2000

ACRES PLANTED	14,200	77
ACRES HARV. FOR GRAIN	13,200	76
YIELD - BU./ACRE	83.0	11
PROD. - BU.	1,095,500	65
FARM VALUE	\$1,861,900	65
IRRIGATED ACRES HARV.	1/	
YIELD - BU./ACRE	1/	
PROD. - BU.	1/	
NON-IRRIGATED ACRES HARV.	13,200	43
YIELD - BU./ACRE	83.0	11
PROD. - BU.	1,095,500	32
ACRES HARV. FOR SILAGE	100	73
YIELD - TONS/ACRE	9.0	62
PROD. - TONS	900	83
FARM VALUE	\$13,800	84

SUNFLOWERS 2000

ACRES PLANTED	1/
ACRES HARVESTED	1/
YIELD - LB./ACRE	1/
PROD. - LB.	1/
FARM VALUE	1/

SOYBEANS 2000

ACRES PLANTED	68,800	12
ACRES HARVESTED	51,400	12
YIELD - BU./ACRE	11.0	89
PROD. - BU.	565,400	32
FARM VALUE	\$2,716,000	31
IRRIGATED ACRES HARV.	1/	
YIELD - BU./ACRE	1/	
PROD. - BU.	1/	
NON-IRRIGATED ACRES HARV.	1/	
YIELD - BU./ACRE	1/	
PROD. - BU.	1/	

ALFALFA HAY 2000

ACRES HARVESTED	3,200	77
YIELD - TONS/ACRE	3.9	30
PROD. - TONS	12,400	70
FARM VALUE	\$1,022,500	70

ALL OTHER HAY 2000

ACRES HARVESTED	32,500	21
YIELD - TONS/ACRE	1.7	43
PROD. - TONS	56,300	12
FARM VALUE	\$3,699,000	11

ALL HAY 2000

ACRES HARVESTED	35,700	30
YIELD - TONS/ACRE	1.9	66
PROD. - TONS	68,700	34
FARM VALUE	\$4,721,500	36
PASTURE ACREAGE-1997 CENSUS OF AG	112,000	79

LIVESTOCK INVENTORIES

ALL CATTLE, JAN. 1, 2001	30,900	87
COWS THAT HAVE CALVED	14,800	57
BEEF	13,800	37
MILK	1,000	11
OTHER CATTLE	16,100	89
CATTLE ON FEED-JAN. 1, 2001	2/	
CALVES BORN - 2000	13,300	58
HOGS - DEC. 1, 2000	1,500	46
ALL SHEEP AND LAMBS, JAN 1, 2001	2/	
CHICKENS, DEC. 1, 2000	2/	

INVENTORY VALUES

CATTLE AND CALVES-JAN. 1, 2001	\$21,320,000	87
HOGS AND PIGS-DEC. 1, 2000	\$105,000	46
SHEEP AND LAMBS-JAN. 1, 2001	2/	
CHICKENS-DEC. 1, 2000	2/	

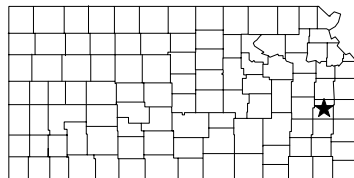
PRODUCTION

MILK-2000-1,000 LBS.	19,000	11
FARM VALUE	\$2,204,000	11
EGGS-2000 (000)	2/	
FARM VALUE	2/	

1/ DATA NOT PUBLISHED FOR ALL PRACTICES BECAUSE OF INSUFFICIENT REPORTS OR RELATIVE UNIMPORTANCE OF SOME PRACTICES.

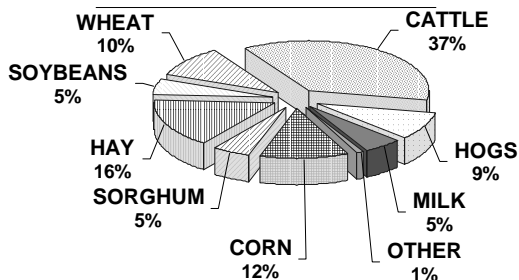
2/ DATA NOT PUBLISHED TO AVOID DISCLOSURE OF INDIVIDUAL REPORTS.

FARM FACTS 2000-2001



RANK IN
STATE

VALUE OF PRODUCTION ANDERSON COUNTY



		RANK IN STATE
POPULATION-2000-U.S. CENSUS EST.	8,110	51
NO. OF FARMS 2000	690	36
LAND IN FARMS 2000-ACRES	376,000	73
ACRES HARVESTED 2000	180,210	63
VALUE OF CROPS HARV. 2000	\$18,345,600	73
VALUE OF LIVESTOCK PROD. 2000	\$18,838,509	54
PRECIPITATION JAN.-DEC. 2000-IN.	18.20	87
PRECIPITATION LONGTIME AVERAGE-IN.	40.40	10

WHEAT 2000

ACRES SEEDED IN 1999	31,800	78
ACRES HARVESTED IN 2000	31,000	78
YIELD-BU./ACRE	44.0	6
PROD-BU.	1,373,000	76
FARM VALUE	\$3,655,000	76
IRRIGATED ACRES HARV.	1/	
YIELD - BU./ACRE	1/	
PROD. - BU.	1/	
CONT. CROP DRYLAND ACRES HARV.	31,000	50
YIELD - BU./ACRE	44.0	6
PROD. - BU.	1,373,000	43
SUMMER FALLOW ACRES HARV.	1/	
YIELD - BU./ACRE	1/	
PROD. - BU.	1/	

CORN 2000

ACRES PLANTED	27,300	41
ACRES HARV. FOR GRAIN	25,500	40
YIELD - BU./ACRE	92.0	78
PROD. - BU.	2,346,000	50
FARM VALUE	\$4,269,600	51
IRRIGATED ACRES HARV.	1/	
YIELD - BU./ACRE	1/	
PROD. - BU.	1/	
NON-IRRIGATED ACRES HARV.	1/	
YIELD - BU./ACRE	1/	
PROD. - BU.	1/	
ACRES HARV. FOR SILAGE	1,400	41
YIELD - TONS/ACRE	13.1	42
PROD. - TONS	18,400	41
FARM VALUE	\$315,300	44

SORGHUM 2000

ACRES PLANTED	17,800	74
ACRES HARV. FOR GRAIN	16,200	71
YIELD - BU./ACRE	66.0	37
PROD. - BU.	1,075,700	67
FARM VALUE	\$1,785,200	69
IRRIGATED ACRES HARV.	1/	
YIELD - BU./ACRE	1/	
PROD. - BU.	1/	
NON-IRRIGATED ACRES HARV.	16,200	38
YIELD - BU./ACRE	66.0	33
PROD. - BU.	1,075,700	34
ACRES HARV. FOR SILAGE	1,000	25
YIELD - TONS/ACRE	10.4	30
PROD. - TONS	10,400	22
FARM VALUE	\$153,800	25

SUNFLOWERS 2000

ACRES PLANTED	1/
ACRES HARVESTED	1/
YIELD - LB./ACRE	1/
PROD. - LB.	1/
FARM VALUE	1/

SOYBEANS 2000

ACRES PLANTED	76,200	6
ACRES HARVESTED	50,500	14
YIELD - BU./ACRE	8.0	104
PROD. - BU.	420,800	48
FARM VALUE	\$2,009,000	48
IRRIGATED ACRES HARV.	1/	
YIELD - BU./ACRE	1/	
PROD. - BU.	1/	
NON-IRRIGATED ACRES HARV.	1/	
YIELD - BU./ACRE	1/	
PROD. - BU.	1/	

ALFALFA HAY 2000

ACRES HARVESTED	3,900	65
YIELD - TONS/ACRE	2.9	71
PROD. - TONS	11,500	73
FARM VALUE	\$1,029,000	69

ALL OTHER HAY 2000

ACRES HARVESTED	48,500	8
YIELD - TONS/ACRE	1.5	55
PROD. - TONS	71,300	7
FARM VALUE	\$4,929,500	5

ALL HAY 2000

ACRES HARVESTED	52,400	9
YIELD - TONS/ACRE	1.6	83
PROD. - TONS	82,800	24
FARM VALUE	\$5,958,500	22
PASTURE ACREAGE-1997 CENSUS OF AG	149,000	51

LIVESTOCK INVENTORIES

ALL CATTLE, JAN. 1, 2001	45,100	57
COWS THAT HAVE CALVED	16,800	49
BEEF	16,000	32
MILK	800	17
OTHER CATTLE	28,300	56
CATTLE ON FEED-JAN. 1, 2001	700	21
CALVES BORN - 2000	16,000	41
HOGS - DEC. 1, 2000	2/	
ALL SHEEP AND LAMBS, JAN 1, 2001	900	26
CHICKENS, DEC. 1, 2000	2/	

INVENTORY VALUES

CATTLE AND CALVES-JAN. 1, 2001	\$31,115,000	57
HOGS AND PIGS-DEC. 1, 2000	2/	
SHEEP AND LAMBS-JAN. 1, 2001	\$103,000	28
CHICKENS-DEC. 1, 2000	2/	

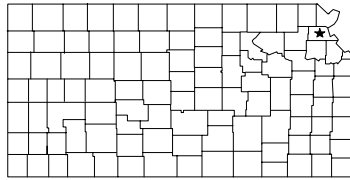
PRODUCTION

MILK-2000-1,000 LBS.	16,800	14
FARM VALUE	\$1,948,800	14
EGGS-2000 (000)	2/	
FARM VALUE	2/	

1/ DATA NOT PUBLISHED FOR ALL PRACTICES BECAUSE OF INSUFFICIENT REPORTS OR RELATIVE UNIMPORTANCE OF SOME PRACTICES.

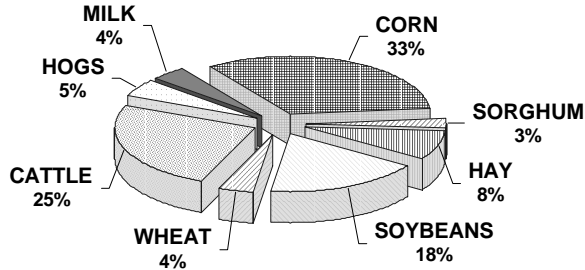
2/ DATA NOT PUBLISHED TO AVOID DISCLOSURE OF INDIVIDUAL REPORTS.

FARM FACTS 2000-2001



RANK IN
STATE

VALUE OF PRODUCTION ATCHISON COUNTY



RANK IN
STATE

POPULATION-2000-U.S. CENSUS EST.	16,774	32
NO. OF FARMS 2000	690	36
LAND IN FARMS 2000-ACRES	254,000	97
ACRES HARVESTED 2000	141,300	84
VALUE OF CROPS HARV. 2000	\$21,013,900	62
VALUE OF LIVESTOCK PROD. 2000	\$11,113,106	90
PRECIPITATION JAN.-DEC. 2000-IN.	27.97	53
PRECIPITATION LONGTIME AVERAGE-IN.	36.90	23

WHEAT 2000

ACRES SEEDED IN 1999	10,000	92
ACRES HARVESTED IN 2000	9,600	91
YIELD-BU./ACRE	44.0	6
PROD-BU.	418,000	89
FARM VALUE	\$1,145,000	89
IRRIGATED ACRES HARV.	1/	
YIELD - BU./ACRE	1/	
PROD. - BU.	1/	
CONT. CROP DRYLAND ACRES HARV.	9,600	86
YIELD - BU./ACRE	44.0	6
PROD. - BU.	418,000	77
SUMMER FALLOW ACRES HARV.	1/	
YIELD - BU./ACRE	1/	
PROD. - BU.	1/	

CORN 2000

ACRES PLANTED	48,400	27
ACRES HARV. FOR GRAIN	47,200	26
YIELD - BU./ACRE	120.0	39
PROD. - BU.	5,683,000	23
FARM VALUE	\$10,456,400	24
IRRIGATED ACRES HARV.	1/	
YIELD - BU./ACRE	1/	
PROD. - BU.	1/	
NON-IRRIGATED ACRES HARV.	1/	
YIELD - BU./ACRE	1/	
PROD. - BU.	1/	
ACRES HARV. FOR SILAGE	800	61
YIELD - TONS/ACRE	11.1	53
PROD. - TONS	8,900	66
FARM VALUE	\$150,800	67

SORGHUM 2000

ACRES PLANTED	5,900	93
ACRES HARV. FOR GRAIN	5,700	92
YIELD - BU./ACRE	85.0	8
PROD. - BU.	485,000	87
FARM VALUE	\$829,100	87
IRRIGATED ACRES HARV.	1/	
YIELD - BU./ACRE	1/	
PROD. - BU.	1/	
NON-IRRIGATED ACRES HARV.	5,700	57
YIELD - BU./ACRE	85.0	8
PROD. - BU.	485,000	54
ACRES HARV. FOR SILAGE	100	73
YIELD - TONS/ACRE	9.0	62
PROD. - TONS	900	83
FARM VALUE	\$12,800	88

SUNFLOWERS 2000

ACRES PLANTED	1/	
ACRES HARVESTED	1/	
YIELD - LB./ACRE	1/	
PROD. - LB.	1/	
FARM VALUE	1/	

SOYBEANS 2000

ACRES PLANTED	57,500	17
ACRES HARVESTED	54,300	9
YIELD - BU./ACRE	23.0	48
PROD. - BU.	1,248,600	6
FARM VALUE	\$5,937,000	6
IRRIGATED ACRES HARV.	1/	
YIELD - BU./ACRE	1/	
PROD. - BU.	1/	
NON-IRRIGATED ACRES HARV.	1/	
YIELD - BU./ACRE	1/	
PROD. - BU.	1/	

ALFALFA HAY 2000

ACRES HARVESTED	2,000	93
YIELD - TONS/ACRE	2.7	79
PROD. - TONS	5,400	94
FARM VALUE	\$488,000	93

ALL OTHER HAY 2000

ACRES HARVESTED	21,000	34
YIELD - TONS/ACRE	1.8	33
PROD. - TONS	37,100	31
FARM VALUE	\$1,952,000	34

ALL HAY 2000

ACRES HARVESTED	23,000	54
YIELD - TONS/ACRE	1.8	72
PROD. - TONS	42,500	68
FARM VALUE	\$2,440,000	78
PASTURE ACREAGE-1997 CENSUS OF AG	70,000	95

LIVESTOCK INVENTORIES

ALL CATTLE, JAN. 1, 2001	28,900	92
COWS THAT HAVE CALVED	13,200	60
BEEF	12,700	40
MILK	500	25
OTHER CATTLE	15,700	90
CATTLE ON FEED-JAN. 1, 2001	2/	
CALVES BORN - 2000	12,200	60
HOGS - DEC. 1, 2000	10,900	25
ALL SHEEP AND LAMBS, JAN 1, 2001	2/	
CHICKENS, DEC. 1, 2000	2/	

INVENTORY VALUES

CATTLE AND CALVES-JAN. 1, 2001	\$19,940,000	92
HOGS AND PIGS-DEC. 1, 2000	\$763,000	25
SHEEP AND LAMBS-JAN. 1, 2001	2/	
CHICKENS-DEC. 1, 2000	2/	

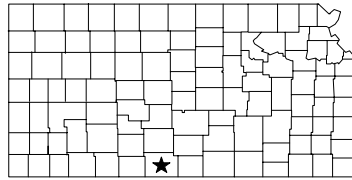
PRODUCTION

MILK-2000-1,000 LBS.	11,300	19
FARM VALUE	\$1,310,800	19
EGGS-2000 (000)	2/	
FARM VALUE	2/	

1/ DATA NOT PUBLISHED FOR ALL PRACTICES BECAUSE OF INSUFFICIENT REPORTS OR RELATIVE UNIMPORTANCE OF SOME PRACTICES.

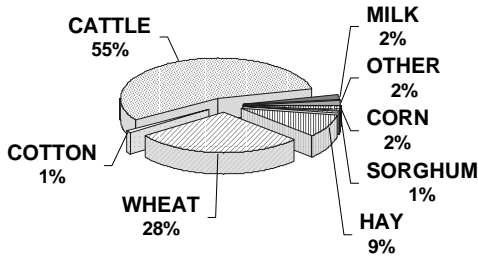
2/ DATA NOT PUBLISHED TO AVOID DISCLOSURE OF INDIVIDUAL REPORTS.

FARM FACTS 2000-2001



RANK IN
STATE

VALUE OF PRODUCTION BARBER COUNTY



SORGHUM 2000

ACRES PLANTED	9,400	87
ACRES HARV. FOR GRAIN	5,700	92
YIELD - BU./ACRE	43.0	90
PROD. - BU.	245,100	95
FARM VALUE	\$426,400	95
IRRIGATED ACRES HARV.	1/	
YIELD - BU./ACRE	1/	
PROD. - BU.	1/	
NON-IRRIGATED ACRES HARV.	1/	
YIELD - BU./ACRE	1/	
PROD. - BU.	1/	
ACRES HARV. FOR SILAGE	100	73
YIELD - TONS/ACRE	13.0	4
PROD. - TONS	1,300	72
FARM VALUE	\$21,900	71

SUNFLOWERS 2000

ACRES PLANTED	1/	
ACRES HARVESTED	1/	
YIELD - LB./ACRE	1/	
PROD. - LB.	1/	
FARM VALUE	1/	

SOYBEANS 2000

ACRES PLANTED	3,700	86
ACRES HARVESTED	3,000	87
YIELD - BU./ACRE	29.0	36
PROD. - BU.	86,200	86
FARM VALUE	\$411,000	85
IRRIGATED ACRES HARV.	800	25
YIELD - BU./ACRE	40.0	23
PROD. - BU.	32,000	26
NON-IRRIGATED ACRES HARV.	2,200	29
YIELD - BU./ACRE	25.0	1
PROD. - BU.	54,200	27

ALFALFA HAY 2000

ACRES HARVESTED	5,300	55
YIELD - TONS/ACRE	4.5	22
PROD. - TONS	24,100	48
FARM VALUE	\$1,775,000	52

ALL OTHER HAY 2000

ACRES HARVESTED	16,000	44
YIELD - TONS/ACRE	2.6	6
PROD. - TONS	41,100	27
FARM VALUE	\$2,037,000	32

ALL HAY 2000

ACRES HARVESTED	21,300	58
YIELD - TONS/ACRE	3.1	24
PROD. - TONS	65,200	40
FARM VALUE	\$3,812,000	49
PASTURE ACREAGE-1997 CENSUS OF AG	420,000	3

LIVESTOCK INVENTORIES

ALL CATTLE, JAN. 1, 2001	68,400	22
COWS THAT HAVE CALVED	25,300	7
BEEF	24,800	5
MILK	500	25
OTHER CATTLE	43,100	32
CATTLE ON FEED-JAN. 1, 2001	2/	
CALVES BORN - 2000	22,300	8
HOGS - DEC. 1, 2000	2/	
ALL SHEEP AND LAMBS, JAN 1, 2001	2/	
CHICKENS, DEC. 1, 2000	2/	

INVENTORY VALUES

CATTLE AND CALVES-JAN. 1, 2001	\$47,195,000	22
HOGS AND PIGS-DEC. 1, 2000	2/	
SHEEP AND LAMBS-JAN. 1, 2001	2/	
CHICKENS-DEC. 1, 2000	2/	

PRODUCTION

MILK-2000-1,000 LBS.	8,900	25
FARM VALUE	\$1,032,400	25
EGGS-2000 (000)	2/	
FARM VALUE	2/	

1/ DATA NOT PUBLISHED FOR ALL PRACTICES BECAUSE OF INSUFFICIENT REPORTS OR RELATIVE UNIMPORTANCE OF SOME PRACTICES.

2/ DATA NOT PUBLISHED TO AVOID DISCLOSURE OF INDIVIDUAL REPORTS.

		RANK IN STATE
POPULATION-2000-U.S. CENSUS EST.	5,307	70
NO. OF FARMS 2000	450	70
LAND IN FARMS 2000-ACRES	649,000	10
ACRES HARVESTED 2000	151,260	78
VALUE OF CROPS HARV. 2000	\$17,578,100	77
VALUE OF LIVESTOCK PROD. 2000	\$24,437,201	39
PRECIPITATION JAN.-DEC. 2000-IN.	33.04	25
PRECIPITATION LONGTIME AVERAGE-IN.	26.21	61

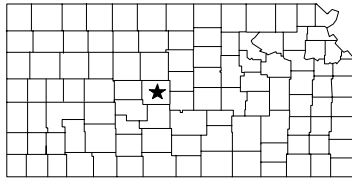
WHEAT 2000

ACRES SEEDED IN 1999	129,000	33
ACRES HARVESTED IN 2000	116,000	37
YIELD-BU./ACRE	37.0	64
PROD-BU.	4,330,000	33
FARM VALUE	\$11,655,000	33
IRRIGATED ACRES HARV.	1,700	33
YIELD - BU./ACRE	40.0	32
PROD. - BU.	67,800	36
CONT. CROP DRYLAND ACRES HARV.	106,300	16
YIELD - BU./ACRE	37.0	53
PROD. - BU.	3,984,700	17
SUMMER FALLOW ACRES HARV.	8,000	59
YIELD - BU./ACRE	35.0	37
PROD. - BU.	277,500	59

CORN 2000

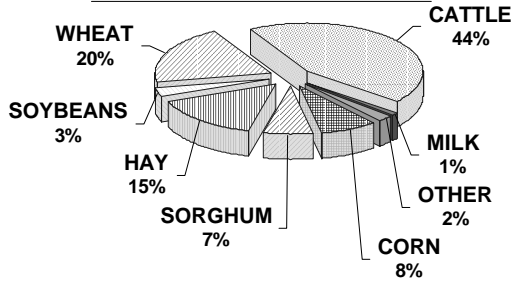
ACRES PLANTED	2,700	97
ACRES HARV. FOR GRAIN	2,400	96
YIELD - BU./ACRE	113.0	51
PROD. - BU.	270,000	95
FARM VALUE	\$561,600	95
IRRIGATED ACRES HARV.	1,200	54
YIELD - BU./ACRE	160.0	37
PROD. - BU.	192,000	53
NON-IRRIGATED ACRES HARV.	1,200	60
YIELD - BU./ACRE	65.0	28
PROD. - BU.	78,000	59
ACRES HARV. FOR SILAGE	200	85
YIELD - TONS/ACRE	18.0	20
PROD. - TONS	3,600	80
FARM VALUE	\$71,100	80

FARM FACTS 2000-2001



RANK IN
STATE

VALUE OF PRODUCTION BARTON COUNTY



RANK IN
STATE

POPULATION-2000-U.S. CENSUS EST.	28,205	20
NO. OF FARMS 2000	790	24
LAND IN FARMS 2000-ACRES	598,000	17
ACRES HARVESTED 2000	345,620	8
VALUE OF CROPS HARV. 2000	\$54,426,200	8
VALUE OF LIVESTOCK PROD. 2000	\$46,157,950	15
PRECIPITATION JAN.-DEC. 2000-IN.	30.39	37
PRECIPITATION LONGTIME AVERAGE-IN.	25.96	62

WHEAT 2000

ACRES SEEDED IN 1999	179,000	9
ACRES HARVESTED IN 2000	171,200	9
YIELD-BU./ACRE	44.0	6
PROD-BU.	7,465,000	5
FARM VALUE	\$20,390,000	5
IRRIGATED ACRES HARV.	1/	
YIELD - BU./ACRE	1/	
PROD. - BU.	1/	
CONT. CROP DRYLAND ACRES HARV.	116,500	12
YIELD - BU./ACRE	43.0	11
PROD. - BU.	4,999,400	11
SUMMER FALLOW ACRES HARV.	54,700	27
YIELD - BU./ACRE	45.0	5
PROD. - BU.	2,465,600	25

CORN 2000

ACRES PLANTED	35,300	36
ACRES HARV. FOR GRAIN	32,800	36
YIELD - BU./ACRE	116.0	46
PROD. - BU.	3,813,000	31
FARM VALUE	\$7,702,200	31
IRRIGATED ACRES HARV.	18,100	25
YIELD - BU./ACRE	148.0	45
PROD. - BU.	2,671,000	25
NON-IRRIGATED ACRES HARV.	14,700	18
YIELD - BU./ACRE	78.0	12
PROD. - BU.	1,142,000	15
ACRES HARV. FOR SILAGE	1,900	30
YIELD - TONS/ACRE	17.8	21
PROD. - TONS	33,900	19
FARM VALUE	\$628,900	20

SORGHUM 2000

ACRES PLANTED	60,600	19
ACRES HARV. FOR GRAIN	57,300	18
YIELD - BU./ACRE	66.0	37
PROD. - BU.	3,796,800	14
FARM VALUE	\$6,794,500	14
IRRIGATED ACRES HARV.	1/	
YIELD - BU./ACRE	1/	
PROD. - BU.	1/	
NON-IRRIGATED ACRES HARV.	1/	
YIELD - BU./ACRE	1/	
PROD. - BU.	1/	
ACRES HARV. FOR SILAGE	300	49
YIELD - TONS/ACRE	12.7	5
PROD. - TONS	3,800	44
FARM VALUE	\$60,100	45

SUNFLOWERS 2000

ACRES PLANTED	1,400	19
ACRES HARVESTED	1,100	21
YIELD - LB./ACRE	864	22
PROD. - LB.	950,000	23
FARM VALUE	\$51,000	23

SOYBEANS 2000

ACRES PLANTED	23,100	50
ACRES HARVESTED	22,900	45
YIELD - BU./ACRE	29.0	36
PROD. - BU.	670,400	26
FARM VALUE	\$3,201,000	25
IRRIGATED ACRES HARV.	14,400	7
YIELD - BU./ACRE	38.0	30
PROD. - BU.	551,000	10
NON-IRRIGATED ACRES HARV.	8,500	17
YIELD - BU./ACRE	14.0	21
PROD. - BU.	119,400	17

ALFALFA HAY 2000

ACRES HARVESTED	44,000	2
YIELD - TONS/ACRE	3.8	34
PROD. - TONS	169,000	3
FARM VALUE	\$14,082,500	2

ALL OTHER HAY 2000

ACRES HARVESTED	13,500	52
YIELD - TONS/ACRE	1.7	43
PROD. - TONS	23,000	50
FARM VALUE	\$1,446,000	48

ALL HAY 2000

ACRES HARVESTED	57,500	6
YIELD - TONS/ACRE	3.3	20
PROD. - TONS	192,000	3
FARM VALUE	\$15,528,500	2
PASTURE ACREAGE-1997 CENSUS OF AG	148,000	53

LIVESTOCK INVENTORIES

ALL CATTLE, JAN. 1, 2001	123,700	6
COWS THAT HAVE CALVED	18,400	36
BEEF	2/	
MILK	2/	
OTHER CATTLE	105,300	6
CATTLE ON FEED-JAN. 1, 2001	58,000	7
CALVES BORN - 2000	16,200	40
HOGS - DEC. 1, 2000	9,500	28
ALL SHEEP AND LAMBS, JAN 1, 2001	2/	
CHICKENS, DEC. 1, 2000	2/	

INVENTORY VALUES

CATTLE AND CALVES-JAN. 1, 2001	\$85,350,000	6
HOGS AND PIGS-DEC. 1, 2000	\$665,000	28
SHEEP AND LAMBS-JAN. 1, 2001	2/	
CHICKENS-DEC. 1, 2000	2/	

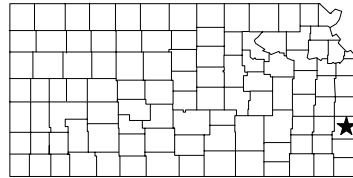
PRODUCTION

MILK-2000-1,000 LBS.	2/	
FARM VALUE	2/	
EGGS-2000 (000)	2/	
FARM VALUE	2/	

1/ DATA NOT PUBLISHED FOR ALL PRACTICES BECAUSE OF INSUFFICIENT REPORTS OR RELATIVE UNIMPORTANCE OF SOME PRACTICES.

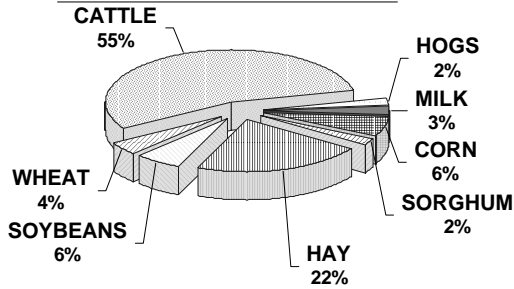
2/ DATA NOT PUBLISHED TO AVOID DISCLOSURE OF INDIVIDUAL REPORTS.

FARM FACTS 2000-2001



RANK IN
STATE

VALUE OF PRODUCTION BOURBON COUNTY



SORGHUM 2000

ACRES PLANTED	4,600	96
ACRES HARV. FOR GRAIN	4,300	96
YIELD - BU./ACRE	77.0	17
PROD. - BU.	331,700	92
FARM VALUE	\$563,800	92
IRRIGATED ACRES HARV.	1/	
YIELD - BU./ACRE	1/	
PROD. - BU.	1/	
NON-IRRIGATED ACRES HARV.	4,300	61
YIELD - BU./ACRE	77.0	17
PROD. - BU.	331,700	58
ACRES HARV. FOR SILAGE	200	61
YIELD - TONS/ACRE	7.0	86
PROD. - TONS	1,400	71
FARM VALUE	\$21,500	72

SUNFLOWERS 2000

ACRES PLANTED	1/
ACRES HARVESTED	1/
YIELD - LB./ACRE	1/
PROD. - LB.	1/
FARM VALUE	1/

SOYBEANS 2000

ACRES PLANTED	38,000	33
ACRES HARVESTED	29,400	35
YIELD - BU./ACRE	11.0	89
PROD. - BU.	335,400	59
FARM VALUE	\$1,611,000	59
IRRIGATED ACRES HARV.	1/	
YIELD - BU./ACRE	1/	
PROD. - BU.	1/	
NON-IRRIGATED ACRES HARV.	1/	
YIELD - BU./ACRE	1/	
PROD. - BU.	1/	

ALFALFA HAY 2000

ACRES HARVESTED	3,600	70
YIELD - TONS/ACRE	3.3	52
PROD. - TONS	12,000	71
FARM VALUE	\$989,000	71

ALL OTHER HAY 2000

ACRES HARVESTED	49,500	7
YIELD - TONS/ACRE	1.6	47
PROD. - TONS	81,000	3
FARM VALUE	\$5,322,000	2

ALL HAY 2000

ACRES HARVESTED	53,100	8
YIELD - TONS/ACRE	1.8	72
PROD. - TONS	93,000	16
FARM VALUE	\$6,311,000	21
PASTURE ACREAGE-1997 CENSUS OF AG	200,000	29

LIVESTOCK INVENTORIES

ALL CATTLE, JAN. 1, 2001	60,000	31
COWS THAT HAVE CALVED	26,700	5
BEEF	26,300	2
MILK	400	32
OTHER CATTLE	33,300	44
CATTLE ON FEED-JAN. 1, 2001	2/	
CALVES BORN - 2000	25,100	4
HOGS - DEC. 1, 2000	3,300	40
ALL SHEEP AND LAMBS, JAN 1, 2001	900	26
CHICKENS, DEC. 1, 2000	2/	

INVENTORY VALUES

CATTLE AND CALVES-JAN. 1, 2001	\$41,400,000	31
HOGS AND PIGS-DEC. 1, 2000	\$231,000	40
SHEEP AND LAMBS-JAN. 1, 2001	\$104,000	26
CHICKENS-DEC. 1, 2000	2/	

PRODUCTION

MILK-2000-1,000 LBS.	7,200	32
FARM VALUE	\$835,200	32
EGGS-2000 (000)	2/	
FARM VALUE	2/	

1/ DATA NOT PUBLISHED FOR ALL PRACTICES BECAUSE OF INSUFFICIENT REPORTS OR RELATIVE UNIMPORTANCE OF SOME PRACTICES.

2/ DATA NOT PUBLISHED TO AVOID DISCLOSURE OF INDIVIDUAL REPORTS.

RANK IN
STATE

POPULATION-2000-U.S. CENSUS EST.	15,379	34
NO. OF FARMS 2000	810	23
LAND IN FARMS 2000-ACRES	338,000	83
ACRES HARVESTED 2000	107,430	91
VALUE OF CROPS HARV. 2000	\$11,495,500	94
VALUE OF LIVESTOCK PROD. 2000	\$17,001,805	61
PRECIPITATION JAN.-DEC. 2000-IN.	31.96	34
PRECIPITATION LONGTIME AVERAGE-IN.	41.49	5

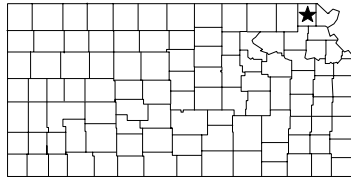
WHEAT 2000

ACRES SEEDED IN 1999	11,400	90
ACRES HARVESTED IN 2000	10,500	89
YIELD-BU./ACRE	39.0	42
PROD.-BU.	410,000	90
FARM VALUE	\$1,085,000	90
IRRIGATED ACRES HARV.	1/	
YIELD - BU./ACRE	1/	
PROD. - BU.	1/	
CONT. CROP DRYLAND ACRES HARV.	10,500	83
YIELD - BU./ACRE	39.0	35
PROD. - BU.	410,000	78
SUMMER FALLOW ACRES HARV.	1/	
YIELD - BU./ACRE	1/	
PROD. - BU.	1/	

CORN 2000

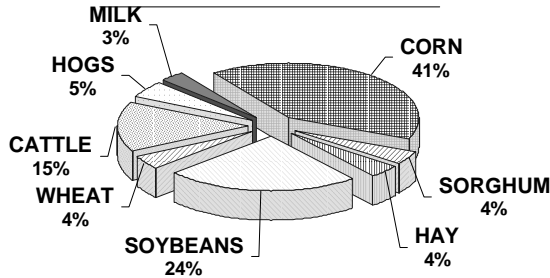
ACRES PLANTED	8,700	82
ACRES HARV. FOR GRAIN	8,500	78
YIELD - BU./ACRE	111.0	56
PROD. - BU.	940,000	79
FARM VALUE	\$1,804,800	78
IRRIGATED ACRES HARV.	1/	
YIELD - BU./ACRE	1/	
PROD. - BU.	1/	
NON-IRRIGATED ACRES HARV.	1/	
YIELD - BU./ACRE	1/	
PROD. - BU.	1/	
ACRES HARV. FOR SILAGE	100	93
YIELD - TONS/ACRE	8.0	89
PROD. - TONS	800	100
FARM VALUE	\$14,500	100

FARM FACTS 2000-2001



RANK IN
STATE

VALUE OF PRODUCTION BROWN COUNTY



13

RANK IN
STATE

POPULATION-2000-U.S. CENSUS EST.	10,724	40
NO. OF FARMS 2000	680	38
LAND IN FARMS 2000-ACRES	350,000	78
ACRES HARVESTED 2000	247,400	28
VALUE OF CROPS HARV. 2000	\$42,229,600	24
VALUE OF LIVESTOCK PROD. 2000	\$12,929,703	80
PRECIPITATION JAN.-DEC. 2000-IN.	25.21	60
PRECIPITATION LONGTIME AVERAGE-IN.	36.40	26

WHEAT 2000

ACRES SEEDED IN 1999	17,000	82
ACRES HARVESTED IN 2000	15,100	84
YIELD-BU./ACRE	47.0	2
PROD.-BU.	706,000	82
FARM VALUE	\$1,935,000	82
IRRIGATED ACRES HARV.	1/	
YIELD - BU./ACRE	1/	
PROD. - BU.	1/	
CONT. CROP DRYLAND ACRES HARV.	15,100	72
YIELD - BU./ACRE	47.0	2
PROD. - BU.	706,000	59
SUMMER FALLOW ACRES HARV.	1/	
YIELD - BU./ACRE	1/	
PROD. - BU.	1/	

CORN 2000

ACRES PLANTED	94,900	8
ACRES HARV. FOR GRAIN	92,600	8
YIELD - BU./ACRE	130.0	32
PROD. - BU.	12,079,000	10
FARM VALUE	\$22,224,700	12
IRRIGATED ACRES HARV.	1/	
YIELD - BU./ACRE	1/	
PROD. - BU.	1/	
NON-IRRIGATED ACRES HARV.	1/	
YIELD - BU./ACRE	1/	
PROD. - BU.	1/	
ACRES HARV. FOR SILAGE	1,700	34
YIELD - TONS/ACRE	15.0	35
PROD. - TONS	25,500	28
FARM VALUE	\$431,900	30

SORGHUM 2000

ACRES PLANTED	12,000	82
ACRES HARV. FOR GRAIN	11,600	81
YIELD - BU./ACRE	99.0	1
PROD. - BU.	1,144,200	63
FARM VALUE	\$1,956,100	62
IRRIGATED ACRES HARV.	1/	
YIELD - BU./ACRE	1/	
PROD. - BU.	1/	
NON-IRRIGATED ACRES HARV.	11,600	48
YIELD - BU./ACRE	99.0	1
PROD. - BU.	1,144,200	30
ACRES HARV. FOR SILAGE	300	49
YIELD - TONS/ACRE	9.7	51
PROD. - TONS	2,900	55
FARM VALUE	\$41,400	58

SUNFLOWERS 2000

ACRES PLANTED	1/
ACRES HARVESTED	1/
YIELD - LB./ACRE	1/
PROD. - LB.	1/
FARM VALUE	1/

SOYBEANS 2000

ACRES PLANTED	111,300	2
ACRES HARVESTED	107,900	2
YIELD - BU./ACRE	26.0	44
PROD. - BU.	2,808,200	1
FARM VALUE	\$13,352,000	1
IRRIGATED ACRES HARV.	1/	
YIELD - BU./ACRE	1/	
PROD. - BU.	1/	
NON-IRRIGATED ACRES HARV.	1/	
YIELD - BU./ACRE	1/	
PROD. - BU.	1/	

ALFALFA HAY 2000

ACRES HARVESTED	2,400	90
YIELD - TONS/ACRE	3.9	30
PROD. - TONS	9,300	80
FARM VALUE	\$840,500	75

ALL OTHER HAY 2000

ACRES HARVESTED	14,500	49
YIELD - TONS/ACRE	1.8	33
PROD. - TONS	25,700	45
FARM VALUE	\$1,352,500	51

ALL HAY 2000

ACRES HARVESTED	16,900	73
YIELD - TONS/ACRE	2.1	57
PROD. - TONS	35,000	82
FARM VALUE	\$2,193,000	88
PASTURE ACREAGE-1997 CENSUS OF AG	59,000	97

LIVESTOCK INVENTORIES

ALL CATTLE, JAN. 1, 2001	29,800	90
COWS THAT HAVE CALVED	10,000	83
BEEF	9,200	52
MILK	800	17
OTHER CATTLE	19,800	81
CATTLE ON FEED-JAN. 1, 2001	2/	
CALVES BORN - 2000	9,400	82
HOGS - DEC. 1, 2000	14,000	23
ALL SHEEP AND LAMBS, JAN 1, 2001	1,800	9
CHICKENS, DEC. 1, 2000	2/	

INVENTORY VALUES

CATTLE AND CALVES-JAN. 1, 2001	\$20,560,000	90
HOGS AND PIGS-DEC. 1, 2000	\$980,000	23
SHEEP AND LAMBS-JAN. 1, 2001	\$207,000	9
CHICKENS-DEC. 1, 2000	2/	

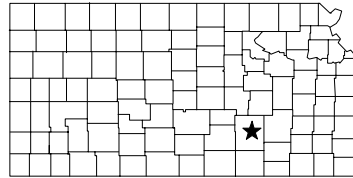
PRODUCTION

MILK-2000-1,000 LBS.	14,900	17
FARM VALUE	\$1,728,400	17
EGGS-2000 (000)	2/	
FARM VALUE	2/	

1/ DATA NOT PUBLISHED FOR ALL PRACTICES BECAUSE OF INSUFFICIENT REPORTS OR RELATIVE UNIMPORTANCE OF SOME PRACTICES.

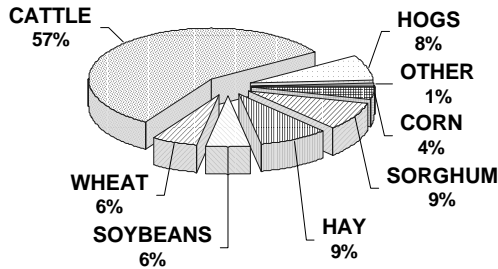
2/ DATA NOT PUBLISHED TO AVOID DISCLOSURE OF INDIVIDUAL REPORTS.

FARM FACTS 2000-2001



RANK IN
STATE

VALUE OF PRODUCTION BUTLER COUNTY



SORGHUM 2000

ACRES PLANTED	63,400	17
ACRES HARV. FOR GRAIN	61,500	14
YIELD - BU./ACRE	71.0	26
PROD. - BU.	4,344,400	10
FARM VALUE	\$7,383,700	12
IRRIGATED ACRES HARV.	1/	
YIELD - BU./ACRE	1/	
PROD. - BU.	1/	
NON-IRRIGATED ACRES HARV.	61,500	3
YIELD - BU./ACRE	71.0	25
PROD. - BU.	4,344,400	2
ACRES HARV. FOR SILAGE	200	61
YIELD - TONS/ACRE	10.0	37
PROD. - TONS	2,000	64
FARM VALUE	\$30,600	68

SUNFLOWERS 2000

ACRES PLANTED	1/
ACRES HARVESTED	1/
YIELD - LB./ACRE	1/
PROD. - LB.	1/
FARM VALUE	1/

SOYBEANS 2000

ACRES PLANTED	47,800	22
ACRES HARVESTED	46,200	17
YIELD - BU./ACRE	23.0	48
PROD. - BU.	1,047,000	9
FARM VALUE	\$5,025,000	9
IRRIGATED ACRES HARV.	1/	
YIELD - BU./ACRE	1/	
PROD. - BU.	1/	
NON-IRRIGATED ACRES HARV.	1/	
YIELD - BU./ACRE	1/	
PROD. - BU.	1/	

ALFALFA HAY 2000

ACRES HARVESTED	10,800	30
YIELD - TONS/ACRE	2.6	82
PROD. - TONS	28,500	39
FARM VALUE	\$2,349,500	36

ALL OTHER HAY 2000

ACRES HARVESTED	57,500	3
YIELD - TONS/ACRE	1.4	63
PROD. - TONS	83,200	2
FARM VALUE	\$5,466,500	1

ALL HAY 2000

ACRES HARVESTED	68,300	2
YIELD - TONS/ACRE	1.6	83
PROD. - TONS	111,700	8
FARM VALUE	\$7,816,000	11
PASTURE ACREAGE-1997 CENSUS OF AG	483,000	2

LIVESTOCK INVENTORIES

ALL CATTLE, JAN. 1, 2001	116,000	7
COWS THAT HAVE CALVED	20,600	20
BEEF	20,100	15
MILK	500	25
OTHER CATTLE	95,400	7
CATTLE ON FEED-JAN. 1, 2001	18,000	16
CALVES BORN - 2000	19,100	20
HOGS - DEC. 1, 2000	50,500	8
ALL SHEEP AND LAMBS, JAN 1, 2001	1,600	10
CHICKENS, DEC. 1, 2000	2/	

INVENTORY VALUES

CATTLE AND CALVES-JAN. 1, 2001	\$80,040,000	7
HOGS AND PIGS-DEC. 1, 2000	\$3,535,000	8
SHEEP AND LAMBS-JAN. 1, 2001	\$184,000	10
CHICKENS-DEC. 1, 2000	2/	

PRODUCTION

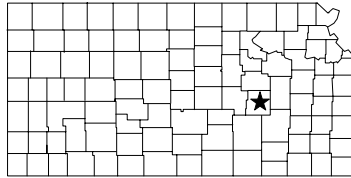
MILK-2000-1,000 LBS.	7,300	30
FARM VALUE	\$846,800	30
EGGS-2000 (000)	2/	
FARM VALUE	2/	

1/ DATA NOT PUBLISHED FOR ALL PRACTICES BECAUSE OF INSUFFICIENT REPORTS OR RELATIVE UNIMPORTANCE OF SOME PRACTICES.

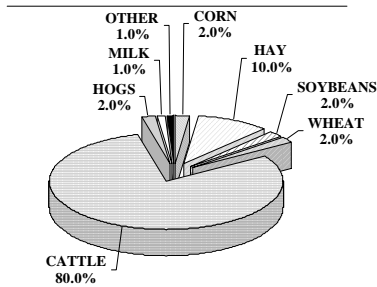
2/ DATA NOT PUBLISHED TO AVOID DISCLOSURE OF INDIVIDUAL REPORTS.

		RANK IN STATE
POPULATION-2000-U.S. CENSUS EST.	59,482	9
NO. OF FARMS 2000	1,270	3
LAND IN FARMS 2000-ACRES	765,000	1
ACRES HARVESTED 2000	246,610	29
VALUE OF CROPS HARV. 2000	\$28,981,800	38
VALUE OF LIVESTOCK PROD. 2000	\$56,867,610	11
PRECIPITATION JAN.-DEC. 2000-IN.	38.52	9
PRECIPITATION LONGTIME AVERAGE-IN.	34.75	32
<u>WHEAT 2000</u>		
ACRES SEEDED IN 1999	52,300	71
ACRES HARVESTED IN 2000	51,500	71
YIELD-BU./ACRE	38.0	51
PROD.-BU.	1,942,000	71
FARM VALUE	\$5,150,000	71
IRRIGATED ACRES HARV.	1/	
YIELD - BU./ACRE	1/	
PROD. - BU.	1/	
CONT. CROP DRYLAND ACRES HARV.	51,500	31
YIELD - BU./ACRE	38.0	42
PROD. - BU.	1,942,000	31
SUMMER FALLOW ACRES HARV.	1/	
YIELD - BU./ACRE	1/	
PROD. - BU.	1/	
<u>CORN 2000</u>		
ACRES PLANTED	16,100	64
ACRES HARV. FOR GRAIN	14,200	63
YIELD - BU./ACRE	106.0	61
PROD. - BU.	1,499,000	59
FARM VALUE	\$2,878,000	60
IRRIGATED ACRES HARV.	1/	
YIELD - BU./ACRE	1/	
PROD. - BU.	1/	
NON-IRRIGATED ACRES HARV.	1/	
YIELD - BU./ACRE	1/	
PROD. - BU.	1/	
ACRES HARV. FOR SILAGE	1,700	34
YIELD - TONS/ACRE	9.6	73
PROD. - TONS	16,400	46
FARM VALUE	\$297,800	48

FARM FACTS 2000-2001



VALUE OF PRODUCTION CHASE COUNTY



17

		RANK IN STATE
POPULATION-2000-U.S. CENSUS EST.	3,030	93
NO. OF FARMS 2000	280	94
LAND IN FARMS 2000-ACRES	368,000	75
ACRES HARVESTED 2000	59,700	101
VALUE OF CROPS HARV. 2000	\$7,261,200	101
VALUE OF LIVESTOCK PROD. 2000	\$34,916,704	23
PRECIPITATION JAN.-DEC. 2000-IN.	29.72	42
PRECIPITATION LONGTIME AVERAGE-IN.	34.04	33

WHEAT 2000

ACRES SEEDDED IN 1999	9,900	93
ACRES HARVESTED IN 2000	8,200	94
YIELD-BU./ACRE	37.0	64
PROD.-BU.	300,000	94
FARM VALUE	\$800,000	94
IRRIGATED ACRES HARV.	1/	
YIELD - BU./ACRE	1/	
PROD. - BU.	1/	
CONT. CROP DRYLAND ACRES HARV.	8,200	93
YIELD - BU./ACRE	37.0	53
PROD. - BU.	300,000	87
SUMMER FALLOW ACRES HARV.	1/	
YIELD - BU./ACRE	1/	
PROD. - BU.	1/	

CORN 2000

ACRES PLANTED	6,500	90
ACRES HARV. FOR GRAIN	5,400	89
YIELD - BU./ACRE	89.0	81
PROD. - BU.	483,000	90
FARM VALUE	\$879,000	90
IRRIGATED ACRES HARV.	1/	
YIELD - BU./ACRE	1/	
PROD. - BU.	1/	
NON-IRRIGATED ACRES HARV.	1/	
YIELD - BU./ACRE	1/	
PROD. - BU.	1/	
ACRES HARV. FOR SILAGE	1,000	55
YIELD - TONS/ACRE	10.0	66
PROD. - TONS	10,000	61
FARM VALUE	\$171,400	63

SORGHUM 2000

ACRES PLANTED	3,200	99
ACRES HARV. FOR GRAIN	3,100	99
YIELD - BU./ACRE	55.0	63
PROD. - BU.	170,600	99
FARM VALUE	\$283,100	99
IRRIGATED ACRES HARV.	1/	
YIELD - BU./ACRE	1/	
PROD. - BU.	1/	
NON-IRRIGATED ACRES HARV.	3,100	64
YIELD - BU./ACRE	55.0	46
PROD. - BU.	170,600	63
ACRES HARV. FOR SILAGE	1/	
YIELD - TONS/ACRE	1/	
PROD. - TONS	1/	
FARM VALUE	1/	

SUNFLOWERS 2000

ACRES PLANTED	1/
ACRES HARVESTED	1/
YIELD - LB./ACRE	1/
PROD. - LB.	1/
FARM VALUE	1/

SOYBEANS 2000

ACRES PLANTED	21,200	51
ACRES HARVESTED	18,700	51
YIELD - BU./ACRE	11.0	89
PROD. - BU.	214,200	67
FARM VALUE	\$1,022,000	67
IRRIGATED ACRES HARV.	1/	
YIELD - BU./ACRE	1/	
PROD. - BU.	1/	
NON-IRRIGATED ACRES HARV.	1/	
YIELD - BU./ACRE	1/	
PROD. - BU.	1/	

ALFALFA HAY 2000

ACRES HARVESTED	6,800	49
YIELD - TONS/ACRE	3.6	39
PROD. - TONS	24,800	45
FARM VALUE	\$2,219,000	39

ALL OTHER HAY 2000

ACRES HARVESTED	15,500	46
YIELD - TONS/ACRE	1.7	43
PROD. - TONS	26,300	44
FARM VALUE	\$1,818,000	38

ALL HAY 2000

ACRES HARVESTED	22,300	56
YIELD - TONS/ACRE	2.3	50
PROD. - TONS	51,100	56
FARM VALUE	\$4,037,000	44
PASTURE ACREAGE-1997 CENSUS OF AG	337,000	9

LIVESTOCK INVENTORIES

ALL CATTLE, JAN. 1, 2001	70,000	21
COWS THAT HAVE CALVED	17,800	40
BEEF	2/	
MILK	2/	
OTHER CATTLE	52,200	24
CATTLE ON FEED-JAN. 1, 2001	2/	
CALVES BORN - 2000	15,400	49
HOGS - DEC. 1, 2000	2/	
ALL SHEEP AND LAMBS, JAN 1, 2001	2/	
CHICKENS, DEC. 1, 2000	2/	

INVENTORY VALUES

CATTLE AND CALVES-JAN. 1, 2001	\$48,300,000	21
HOGS AND PIGS-DEC. 1, 2000	2/	
SHEEP AND LAMBS-JAN. 1, 2001	2/	
CHICKENS-DEC. 1, 2000	2/	

PRODUCTION

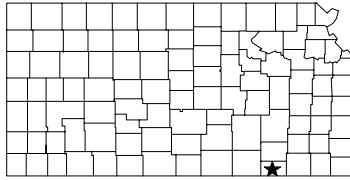
MILK-2000-1,000 LBS.	2/
FARM VALUE	2/
EGGS-2000 (000)	2/
FARM VALUE	2/

1/ DATA NOT PUBLISHED FOR ALL PRACTICES BECAUSE OF INSUFFICIENT REPORTS OR RELATIVE UNIMPORTANCE OF SOME PRACTICES.

2/ DATA NOT PUBLISHED TO AVOID DISCLOSURE OF INDIVIDUAL REPORTS.

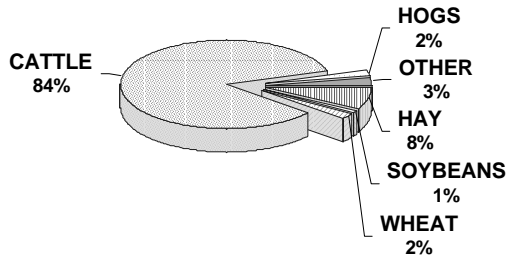
08/01 017

FARM FACTS 2000-2001



RANK IN
STATE

VALUE OF PRODUCTION CHAUTAUQUA COUNTY



SORGHUM 2000

ACRES PLANTED	1,300	103
ACRES HARV. FOR GRAIN	1,200	103
YIELD - BU./ACRE	69.0	32
PROD. - BU.	82,500	102
FARM VALUE	\$140,200	102
IRRIGATED ACRES HARV.	1/	
YIELD - BU./ACRE	1/	
PROD. - BU.	1/	
NON-IRRIGATED ACRES HARV.	1,200	68
YIELD - BU./ACRE	69.0	28
PROD. - BU.	82,500	67
ACRES HARV. FOR SILAGE	1/	
YIELD - TONS/ACRE	1/	
PROD. - TONS	1/	
FARM VALUE	1/	

SUNFLOWERS 2000

ACRES PLANTED	1/
ACRES HARVESTED	1/
YIELD - LB./ACRE	1/
PROD. - LB.	1/
FARM VALUE	1/

SOYBEANS 2000

ACRES PLANTED	6,500	77
ACRES HARVESTED	5,100	76
YIELD - BU./ACRE	9.0	102
PROD. - BU.	46,800	93
FARM VALUE	\$224,000	93
IRRIGATED ACRES HARV.	1/	
YIELD - BU./ACRE	1/	
PROD. - BU.	1/	
NON-IRRIGATED ACRES HARV.	1/	
YIELD - BU./ACRE	1/	
PROD. - BU.	1/	

ALFALFA HAY 2000

ACRES HARVESTED	1,900	94
YIELD - TONS/ACRE	3.0	66
PROD. - TONS	5,700	93
FARM VALUE	\$470,000	95

ALL OTHER HAY 2000

ACRES HARVESTED	13,900	51
YIELD - TONS/ACRE	1.3	78
PROD. - TONS	17,800	61
FARM VALUE	\$1,169,500	56

ALL HAY 2000

ACRES HARVESTED	15,800	76
YIELD - TONS/ACRE	1.5	92
PROD. - TONS	23,500	96
FARM VALUE	\$1,639,500	95
PASTURE ACREAGE-1997 CENSUS OF AG	340,000	7

LIVESTOCK INVENTORIES

ALL CATTLE, JAN. 1, 2001	58,000	35
COWS THAT HAVE CALVED	20,700	19
BEEF	20,700	14
OTHER CATTLE	37,300	40
CATTLE ON FEED-JAN. 1, 2001	2/	
CALVES BORN - 2000	19,300	17
HOGS - DEC. 1, 2000	2/	
ALL SHEEP AND LAMBS, JAN 1, 2001	2/	
CHICKENS, DEC. 1, 2000	2/	

INVENTORY VALUES

CATTLE AND CALVES-JAN. 1, 2001	\$40,020,000	35
HOGS AND PIGS-DEC. 1, 2000	2/	
SHEEP AND LAMBS-JAN. 1, 2001	2/	
CHICKENS-DEC. 1, 2000	2/	

PRODUCTION

EGGS-2000 (000)	2/
FARM VALUE	2/

1/ DATA NOT PUBLISHED FOR ALL PRACTICES BECAUSE OF INSUFFICIENT REPORTS OR RELATIVE UNIMPORTANCE OF SOME PRACTICES.

2/ DATA NOT PUBLISHED TO AVOID DISCLOSURE OF INDIVIDUAL REPORTS.

08/01 019

RANK IN
STATE

POPULATION-2000-U.S. CENSUS EST.	4,359	77
NO. OF FARMS 2000	370	83
LAND IN FARMS 2000-ACRES	389,000	71
ACRES HARVESTED 2000	28,500	104
VALUE OF CROPS HARV. 2000	\$2,647,400	104
VALUE OF LIVESTOCK PROD. 2000	\$17,034,703	60
PRECIPITATION JAN.-DEC. 2000-IN.	36.02	14
PRECIPITATION LONGTIME AVERAGE-IN.	38.67	18

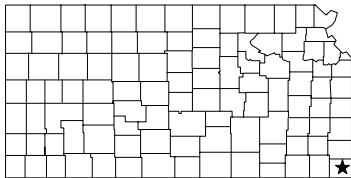
WHEAT 2000

ACRES SEEDED IN 1999	4,900	103
ACRES HARVESTED IN 2000	4,600	103
YIELD-BU./ACRE	32.0	92
PROD.-BU.	149,000	103
FARM VALUE	\$395,000	103
IRRIGATED ACRES HARV.	1/	
YIELD - BU./ACRE	1/	
PROD. - BU.	1/	
CONT. CROP DRYLAND ACRES HARV.	4,600	103
YIELD - BU./ACRE	32.0	77
PROD. - BU.	149,000	103
SUMMER FALLOW ACRES HARV.	1/	
YIELD - BU./ACRE	1/	
PROD. - BU.	1/	

CORN 2000

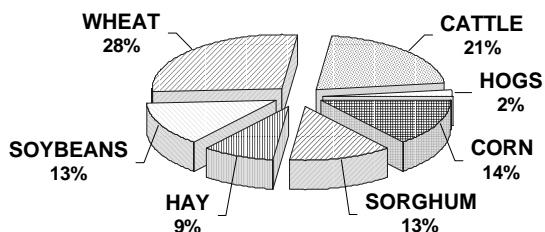
ACRES PLANTED	800	105
ACRES HARV. FOR GRAIN	800	103
YIELD - BU./ACRE	115.0	49
PROD. - BU.	92,000	105
FARM VALUE	\$176,600	105
IRRIGATED ACRES HARV.	1/	
YIELD - BU./ACRE	1/	
PROD. - BU.	1/	
NON-IRRIGATED ACRES HARV.	1/	
YIELD - BU./ACRE	1/	
PROD. - BU.	1/	
ACRES HARV. FOR SILAGE	1/	
YIELD - TONS/ACRE	1/	
PROD. - TONS	1/	
FARM VALUE	1/	

FARM FACTS 2000-2001



RANK IN
STATE

VALUE OF PRODUCTION CHEROKEE COUNTY



21

		RANK IN STATE
POPULATION-2000-U.S. CENSUS EST.	22,605	26
NO. OF FARMS 2000	780	27
LAND IN FARMS 2000-ACRES	275,000	94
ACRES HARVESTED 2000	198,930	51
VALUE OF CROPS HARV. 2000	\$21,057,000	61
VALUE OF LIVESTOCK PROD. 2000	\$6,228,806	104
PRECIPITATION JAN.-DEC. 2000-IN.	45.95	3
PRECIPITATION LONGTIME AVERAGE-IN.	41.81	3

WHEAT 2000

ACRES SEEDED IN 1999	66,000	68
ACRES HARVESTED IN 2000	65,000	66
YIELD-BU./ACRE	45.0	5
PROD-BU.	2,929,000	61
FARM VALUE	\$7,765,000	61
IRRIGATED ACRES HARV.	1/	
YIELD - BU./ACRE	1/	
PROD. - BU.	1/	
CONT. CROP DRYLAND ACRES HARV.	65,000	29
YIELD - BU./ACRE	45.0	5
PROD. - BU.	2,929,000	26
SUMMER FALLOW ACRES HARV.	1/	
YIELD - BU./ACRE	1/	
PROD. - BU.	1/	

CORN 2000

ACRES PLANTED	16,600	61
ACRES HARV. FOR GRAIN	16,200	60
YIELD - BU./ACRE	118.0	43
PROD. - BU.	1,912,000	54
FARM VALUE	\$3,671,100	54
IRRIGATED ACRES HARV.	1/	
YIELD - BU./ACRE	1/	
PROD. - BU.	1/	
NON-IRRIGATED ACRES HARV.	1/	
YIELD - BU./ACRE	1/	
PROD. - BU.	1/	
ACRES HARV. FOR SILAGE	200	85
YIELD - TONS/ACRE	9.0	76
PROD. - TONS	1,800	91
FARM VALUE	\$32,700	91

SORGHUM 2000

ACRES PLANTED	22,900	62
ACRES HARV. FOR GRAIN	22,300	58
YIELD - BU./ACRE	97.0	3
PROD. - BU.	2,152,700	32
FARM VALUE	\$3,658,700	35
IRRIGATED ACRES HARV.	1/	
YIELD - BU./ACRE	1/	
PROD. - BU.	1/	
NON-IRRIGATED ACRES HARV.	22,300	26
YIELD - BU./ACRE	97.0	3
PROD. - BU.	2,152,700	14
ACRES HARV. FOR SILAGE	1/	
YIELD - TONS/ACRE	1/	
PROD. - TONS	1/	
FARM VALUE	1/	

SUNFLOWERS 2000

ACRES PLANTED	1/
ACRES HARVESTED	1/
YIELD - LB./ACRE	1/
PROD. - LB.	1/
FARM VALUE	1/

SOYBEANS 2000

ACRES PLANTED	100,100	3
ACRES HARVESTED	75,100	4
YIELD - BU./ACRE	10.0	97
PROD. - BU.	718,300	22
FARM VALUE	\$3,451,000	21
IRRIGATED ACRES HARV.	1/	
YIELD - BU./ACRE	1/	
PROD. - BU.	1/	
NON-IRRIGATED ACRES HARV.	1/	
YIELD - BU./ACRE	1/	
PROD. - BU.	1/	

ALFALFA HAY 2000

ACRES HARVESTED	1,500	98
YIELD - TONS/ACRE	2.5	85
PROD. - TONS	3,700	100
FARM VALUE	\$305,000	100

ALL OTHER HAY 2000

ACRES HARVESTED	17,500	41
YIELD - TONS/ACRE	1.8	33
PROD. - TONS	31,500	36
FARM VALUE	\$2,069,500	31

ALL HAY 2000

ACRES HARVESTED	19,000	66
YIELD - TONS/ACRE	1.9	66
PROD. - TONS	35,200	81
FARM VALUE	\$2,374,500	83
PASTURE ACREAGE-1997 CENSUS OF AG	64,000	96

LIVESTOCK INVENTORIES

ALL CATTLE, JAN. 1, 2001	22,700	95
COWS THAT HAVE CALVED	12,600	66
BEEF	2/	
MILK	2/	
OTHER CATTLE	10,100	98
CATTLE ON FEED-JAN. 1, 2001	2/	
CALVES BORN - 2000	11,500	65
HOGS - DEC. 1, 2000	2/	
ALL SHEEP AND LAMBS, JAN 1, 2001	2/	
CHICKENS, DEC. 1, 2000	2/	

INVENTORY VALUES

CATTLE AND CALVES-JAN. 1, 2001	\$15,665,000	95
HOGS AND PIGS-DEC. 1, 2000	2/	
SHEEP AND LAMBS-JAN. 1, 2001	2/	
CHICKENS-DEC. 1, 2000	2/	

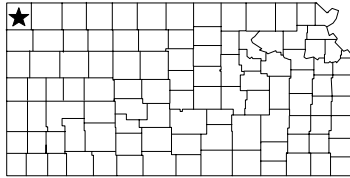
PRODUCTION

MILK-2000-1,000 LBS.	2/
FARM VALUE	2/
EGGS-2000 (000)	2/
FARM VALUE	2/

1/ DATA NOT PUBLISHED FOR ALL PRACTICES BECAUSE OF INSUFFICIENT REPORTS OR RELATIVE UNIMPORTANCE OF SOME PRACTICES.

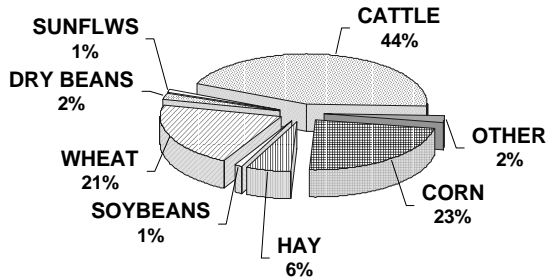
2/ DATA NOT PUBLISHED TO AVOID DISCLOSURE OF INDIVIDUAL REPORTS.

FARM FACTS 2000-2001



RANK IN
STATE

VALUE OF PRODUCTION CHEYENNE COUNTY



SORGHUM 2000

ACRES PLANTED	2,400	100
ACRES HARV. FOR GRAIN	1,800	102
YIELD - BU./ACRE	39.0	96
PROD. - BU.	70,700	103
FARM VALUE	\$120,900	103
IRRIGATED ACRES HARV.	400	26
YIELD - BU./ACRE	89.0	24
PROD. - BU.	35,700	28
NON-IRRIGATED ACRES HARV.	1,400	67
YIELD - BU./ACRE	25.0	69
PROD. - BU.	35,000	68
ACRES HARV. FOR SILAGE	100	73
YIELD - TONS/ACRE	6.0	92
PROD. - TONS	600	94
FARM VALUE	\$9,500	94

SUNFLOWERS 2000

ACRES PLANTED	12,100	2
ACRES HARVESTED	10,200	2
YIELD - LB./ACRE	863	23
PROD. - LB.	8,800,000	6
FARM VALUE	\$504,400	8

SOYBEANS 2000

ACRES PLANTED	5,000	81
ACRES HARVESTED	4,500	81
YIELD - BU./ACRE	28.0	39
PROD. - BU.	124,600	75
FARM VALUE	\$580,000	75
IRRIGATED ACRES HARV.	1/	
YIELD - BU./ACRE	1/	
PROD. - BU.	1/	
NON-IRRIGATED ACRES HARV.	1/	
YIELD - BU./ACRE	1/	
PROD. - BU.	1/	

ALFALFA HAY 2000

ACRES HARVESTED	5,000	57
YIELD - TONS/ACRE	5.1	14
PROD. - TONS	25,600	43
FARM VALUE	\$2,010,500	43

ALL OTHER HAY 2000

ACRES HARVESTED	3,600	89
YIELD - TONS/ACRE	1.9	21
PROD. - TONS	6,700	85
FARM VALUE	\$414,500	84

ALL HAY 2000

ACRES HARVESTED	8,600	91
YIELD - TONS/ACRE	3.8	17
PROD. - TONS	32,300	85
FARM VALUE	\$2,425,000	79
PASTURE ACREAGE-1997 CENSUS OF AG	205,000	28

LIVESTOCK INVENTORIES

ALL CATTLE, JAN. 1, 2001	50,900	50
COWS THAT HAVE CALVED	12,200	68
BEEF	12,200	42
OTHER CATTLE	38,700	38
CATTLE ON FEED-JAN. 1, 2001	24,800	14
CALVES BORN - 2000	11,500	65
HOGS - DEC. 1, 2000	2/	
ALL SHEEP AND LAMBS, JAN 1, 2001	2/	
CHICKENS, DEC. 1, 2000	2/	

INVENTORY VALUES

CATTLE AND CALVES-JAN. 1, 2001	\$35,125,000	50
HOGS AND PIGS-DEC. 1, 2000	2/	
SHEEP AND LAMBS-JAN. 1, 2001	2/	
CHICKENS-DEC. 1, 2000	2/	

PRODUCTION

EGGS-2000 (000)	2/	
FARM VALUE	2/	

1/ DATA NOT PUBLISHED FOR ALL PRACTICES BECAUSE OF INSUFFICIENT REPORTS OR RELATIVE UNIMPORTANCE OF SOME PRACTICES.

2/ DATA NOT PUBLISHED TO AVOID DISCLOSURE OF INDIVIDUAL REPORTS.

RANK IN
STATE

POPULATION-2000-U.S. CENSUS EST.	3,165	90
NO. OF FARMS 2000	420	78
LAND IN FARMS 2000-ACRES	612,000	15
ACRES HARVESTED 2000	193,880	55
VALUE OF CROPS HARV. 2000	\$23,627,200	45
VALUE OF LIVESTOCK PROD. 2000	\$19,015,601	52
PRECIPITATION JAN.-DEC. 2000-IN.	14.93	101
PRECIPITATION LONGTIME AVERAGE-IN.	17.71	98

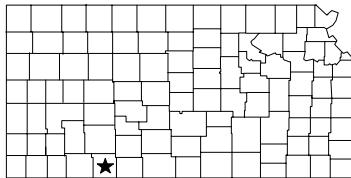
WHEAT 2000

ACRES SEEDED IN 1999	135,000	26
ACRES HARVESTED IN 2000	127,600	27
YIELD-BU./ACRE	26.0	105
PROD.-BU.	3,353,000	57
FARM VALUE	\$9,090,000	57
IRRIGATED ACRES HARV.	4,200	26
YIELD - BU./ACRE	35.0	42
PROD. - BU.	146,900	29
CONT. CROP DRYLAND ACRES HARV.	8,500	91
YIELD - BU./ACRE	20.0	105
PROD. - BU.	170,000	102
SUMMER FALLOW ACRES HARV.	114,900	8
YIELD - BU./ACRE	26.0	65
PROD. - BU.	3,036,100	19

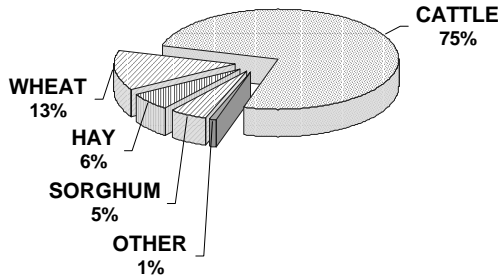
CORN 2000

ACRES PLANTED	45,800	29
ACRES HARV. FOR GRAIN	35,500	31
YIELD - BU./ACRE	135.0	29
PROD. - BU.	4,783,000	26
FARM VALUE	\$9,470,100	26
IRRIGATED ACRES HARV.	27,300	20
YIELD - BU./ACRE	162.0	34
PROD. - BU.	4,428,000	21
NON-IRRIGATED ACRES HARV.	8,200	30
YIELD - BU./ACRE	43.0	55
PROD. - BU.	355,000	37
ACRES HARV. FOR SILAGE	1,900	30
YIELD - TONS/ACRE	14.1	38
PROD. - TONS	26,700	27
FARM VALUE	\$500,800	28

FARM FACTS 2000-2001



VALUE OF PRODUCTION CLARK COUNTY



25

		RANK IN STATE
POPULATION-2000-U.S. CENSUS EST.	2,390	100
NO. OF FARMS 2000	260	99
LAND IN FARMS 2000-ACRES	582,000	20
ACRES HARVESTED 2000	86,720	98
VALUE OF CROPS HARV. 2000	\$9,835,100	97
VALUE OF LIVESTOCK PROD. 2000	\$29,758,800	30
PRECIPITATION JAN.-DEC. 2000-IN.	28.22	50
PRECIPITATION LONGTIME AVERAGE-IN.	21.99	79

WHEAT 2000

ACRES SEEDED IN 1999	64,000	69
ACRES HARVESTED IN 2000	57,600	70
YIELD-BU./ACRE	34.0	81
PROD-BU.	1,986,000	70
FARM VALUE	\$5,345,000	70
IRRIGATED ACRES HARV.	1,700	33
YIELD - BU./ACRE	43.0	17
PROD. - BU.	73,100	33
CONT. CROP DRYLAND ACRES HARV.	25,200	56
YIELD - BU./ACRE	31.0	83
PROD. - BU.	791,000	56
SUMMER FALLOW ACRES HARV.	30,700	39
YIELD - BU./ACRE	37.0	28
PROD. - BU.	1,121,900	41

CORN 2000

ACRES PLANTED	900	103
ACRES HARV. FOR GRAIN	800	103
YIELD - BU./ACRE	165.0	10
PROD. - BU.	132,000	101
FARM VALUE	\$289,100	101
IRRIGATED ACRES HARV.	800	58
YIELD - BU./ACRE	165.0	27
PROD. - BU.	132,000	58
NON-IRRIGATED ACRES HARV.	1/	
YIELD - BU./ACRE	1/	
PROD. - BU.	1/	
ACRES HARV. FOR SILAGE	100	93
YIELD - TONS/ACRE	21.0	6
PROD. - TONS	2,100	90
FARM VALUE	\$42,800	89

SORGHUM 2000

ACRES PLANTED	19,500	72
ACRES HARV. FOR GRAIN	18,300	67
YIELD - BU./ACRE	54.0	64
PROD. - BU.	980,200	72
FARM VALUE	\$1,793,300	68
IRRIGATED ACRES HARV.	300	29
YIELD - BU./ACRE	94.0	11
PROD. - BU.	28,300	30
NON-IRRIGATED ACRES HARV.	18,000	36
YIELD - BU./ACRE	53.0	49
PROD. - BU.	951,900	38
ACRES HARV. FOR SILAGE	100	73
YIELD - TONS/ACRE	8.0	77
PROD. - TONS	800	89
FARM VALUE	\$13,500	85

SUNFLOWERS 2000

ACRES PLANTED	1/
ACRES HARVESTED	1/
YIELD - LB./ACRE	1/
PROD. - LB.	1/
FARM VALUE	1/

SOYBEANS 2000

ACRES PLANTED	600	104
ACRES HARVESTED	500	104
YIELD - BU./ACRE	32.0	26
PROD. - BU.	15,900	104
FARM VALUE	\$74,000	104
IRRIGATED ACRES HARV.	1/	
YIELD - BU./ACRE	1/	
PROD. - BU.	1/	
NON-IRRIGATED ACRES HARV.	1/	
YIELD - BU./ACRE	1/	
PROD. - BU.	1/	

ALFALFA HAY 2000

ACRES HARVESTED	5,000	57
YIELD - TONS/ACRE	4.4	24
PROD. - TONS	22,000	54
FARM VALUE	\$1,881,000	51

ALL OTHER HAY 2000

ACRES HARVESTED	4,200	85
YIELD - TONS/ACRE	1.5	55
PROD. - TONS	6,300	87
FARM VALUE	\$387,500	87

ALL HAY 2000

ACRES HARVESTED	9,200	90
YIELD - TONS/ACRE	3.1	24
PROD. - TONS	28,300	91
FARM VALUE	\$2,268,500	87
PASTURE ACREAGE-1997 CENSUS OF AG	365,000	5

LIVESTOCK INVENTORIES

ALL CATTLE, JAN. 1, 2001	85,800	14
COWS THAT HAVE CALVED	11,450	75
BEEF	2/	
MILK	2/	
OTHER CATTLE	74,350	11
CATTLE ON FEED-JAN. 1, 2001	33,500	9
CALVES BORN - 2000	10,300	77
HOGS - DEC. 1, 2000	2/	
ALL SHEEP AND LAMBS, JAN 1, 2001	2/	
CHICKENS, DEC. 1, 2000	2/	

INVENTORY VALUES

CATTLE AND CALVES-JAN. 1, 2001	\$59,200,000	14
HOGS AND PIGS-DEC. 1, 2000	2/	
SHEEP AND LAMBS-JAN. 1, 2001	2/	
CHICKENS-DEC. 1, 2000	2/	

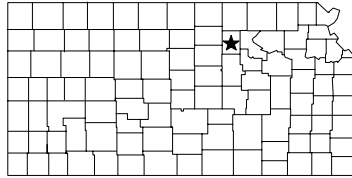
PRODUCTION

MILK-2000-1,000 LBS.	2/
FARM VALUE	2/
EGGS-2000 (000)	2/
FARM VALUE	2/

1/ DATA NOT PUBLISHED FOR ALL PRACTICES BECAUSE OF INSUFFICIENT REPORTS OR RELATIVE UNIMPORTANCE OF SOME PRACTICES.

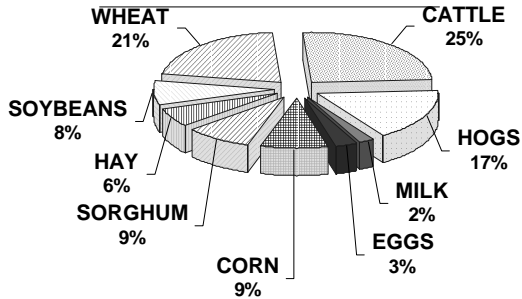
2/ DATA NOT PUBLISHED TO AVOID DISCLOSURE OF INDIVIDUAL REPORTS.

FARM FACTS 2000-2001



RANK IN
STATE

VALUE OF PRODUCTION CLAY COUNTY



SORGHUM 2000

ACRES PLANTED	44,900	31
ACRES HARV. FOR GRAIN	43,500	29
YIELD - BU./ACRE	50.0	76
PROD. - BU.	2,156,900	31
FARM VALUE	\$3,773,600	32
IRRIGATED ACRES HARV.	1/	
YIELD - BU./ACRE	1/	
PROD. - BU.	1/	
NON-IRRIGATED ACRES HARV.	1/	
YIELD - BU./ACRE	1/	
PROD. - BU.	1/	
ACRES HARV. FOR SILAGE	1,200	19
YIELD - TONS/ACRE	11.3	17
PROD. - TONS	13,500	12
FARM VALUE	\$206,800	16

SUNFLOWERS 2000

ACRES PLANTED	1/	
ACRES HARVESTED	1/	
YIELD - LB./ACRE	1/	
PROD. - LB.	1/	
FARM VALUE	1/	

SOYBEANS 2000

ACRES PLANTED	58,100	16
ACRES HARVESTED	52,100	11
YIELD - BU./ACRE	14.0	79
PROD. - BU.	720,000	21
FARM VALUE	\$3,380,000	22
IRRIGATED ACRES HARV.	6,100	12
YIELD - BU./ACRE	40.0	23
PROD. - BU.	242,000	15
NON-IRRIGATED ACRES HARV.	46,000	2
YIELD - BU./ACRE	10.0	28
PROD. - BU.	478,000	5

ALFALFA HAY 2000

ACRES HARVESTED	6,300	52
YIELD - TONS/ACRE	2.5	85
PROD. - TONS	16,000	63
FARM VALUE	\$1,114,500	68

ALL OTHER HAY 2000

ACRES HARVESTED	18,100	39
YIELD - TONS/ACRE	1.2	84
PROD. - TONS	21,100	55
FARM VALUE	\$1,309,500	53

ALL HAY 2000

ACRES HARVESTED	24,400	49
YIELD - TONS/ACRE	1.5	92
PROD. - TONS	37,100	79
FARM VALUE	\$2,424,000	80
PASTURE ACREAGE-1997 CENSUS OF AG	131,000	67

LIVESTOCK INVENTORIES

ALL CATTLE, JAN. 1, 2001	41,200	65
COWS THAT HAVE CALVED	15,400	52
BEEF	15,000	34
MILK	400	32
OTHER CATTLE	25,800	62
CATTLE ON FEED-JAN. 1, 2001	700	21
CALVES BORN - 2000	13,900	55
HOGS - DEC. 1, 2000	30,600	12
ALL SHEEP AND LAMBS, JAN 1, 2001	1,300	16
CHICKENS, DEC. 1, 2000	2/	

INVENTORY VALUES

CATTLE AND CALVES-JAN. 1, 2001	\$28,430,000	65
HOGS AND PIGS-DEC. 1, 2000	\$2,142,000	12
SHEEP AND LAMBS-JAN. 1, 2001	\$149,000	18
CHICKENS-DEC. 1, 2000	2/	

PRODUCTION

MILK-2000-1,000 LBS.	7,200	32
FARM VALUE	\$835,200	32
EGGS-2000 (000)	2/	
FARM VALUE	2/	

1/ DATA NOT PUBLISHED FOR ALL PRACTICES BECAUSE OF INSUFFICIENT REPORTS OR RELATIVE UNIMPORTANCE OF SOME PRACTICES.

2/ DATA NOT PUBLISHED TO AVOID DISCLOSURE OF INDIVIDUAL REPORTS.

		RANK IN STATE
POPULATION-2000-U.S. CENSUS EST.	8,822	47
NO. OF FARMS 2000	580	45
LAND IN FARMS 2000-ACRES	380,000	72
ACRES HARVESTED 2000	226,610	40
VALUE OF CROPS HARV. 2000	\$22,957,400	52
VALUE OF LIVESTOCK PROD. 2000	\$20,954,560	44
PRECIPITATION JAN.-DEC. 2000-IN.	20.29	78
PRECIPITATION LONGTIME AVERAGE-IN.	30.48	45

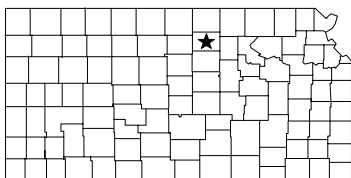
WHEAT 2000

ACRES SEEDED IN 1999	86,000	60
ACRES HARVESTED IN 2000	84,500	59
YIELD-BU./ACRE	40.0	31
PROD-BU.	3,404,000	56
FARM VALUE	\$9,230,000	56
IRRIGATED ACRES HARV.	1/	
YIELD - BU./ACRE	1/	
PROD. - BU.	1/	
CONT. CROP DRYLAND ACRES HARV.	79,600	23
YIELD - BU./ACRE	40.0	27
PROD. - BU.	3,214,300	24
SUMMER FALLOW ACRES HARV.	4,900	62
YIELD - BU./ACRE	39.0	22
PROD. - BU.	189,700	62

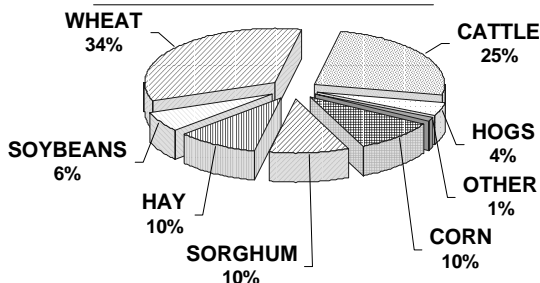
CORN 2000

ACRES PLANTED	20,400	53
ACRES HARV. FOR GRAIN	17,900	57
YIELD - BU./ACRE	102.0	64
PROD. - BU.	1,830,000	55
FARM VALUE	\$3,513,500	55
IRRIGATED ACRES HARV.	7,100	38
YIELD - BU./ACRE	144.0	53
PROD. - BU.	1,021,000	39
NON-IRRIGATED ACRES HARV.	10,800	25
YIELD - BU./ACRE	75.0	17
PROD. - BU.	809,000	23
ACRES HARV. FOR SILAGE	2,000	28
YIELD - TONS/ACRE	10.6	62
PROD. - TONS	21,200	33
FARM VALUE	\$378,300	34

FARM FACTS 2000-2001



VALUE OF PRODUCTION CLOUD COUNTY



29

RANK IN
STATE

POPULATION-2000-U.S. CENSUS EST.	10,268	43
NO. OF FARMS 2000	570	47
LAND IN FARMS 2000-ACRES	400,000	69
ACRES HARVESTED 2000	232,700	39
VALUE OF CROPS HARV. 2000	\$25,920,500	42
VALUE OF LIVESTOCK PROD. 2000	\$10,865,702	93
PRECIPITATION JAN.-DEC. 2000-IN.	19.72	80
PRECIPITATION LONGTIME AVERAGE-IN.	28.78	53

WHEAT 2000

ACRES SEEDED IN 1999	116,000	40
ACRES HARVESTED IN 2000	114,000	39
YIELD-BU./ACRE	40.0	31
PROD-BU.	4,610,000	29
FARM VALUE	\$12,500,000	29
IRRIGATED ACRES HARV.	1/	
YIELD - BU./ACRE	1/	
PROD. - BU.	1/	
CONT. CROP DRYLAND ACRES HARV.	100,200	17
YIELD - BU./ACRE	40.0	27
PROD. - BU.	4,029,700	16
SUMMER FALLOW ACRES HARV.	13,800	51
YIELD - BU./ACRE	42.0	13
PROD. - BU.	580,300	51

CORN 2000

ACRES PLANTED	20,100	56
ACRES HARV. FOR GRAIN	17,400	59
YIELD - BU./ACRE	99.0	70
PROD. - BU.	1,729,000	57
FARM VALUE	\$3,319,600	56
IRRIGATED ACRES HARV.	9,900	34
YIELD - BU./ACRE	117.0	63
PROD. - BU.	1,156,000	38
NON-IRRIGATED ACRES HARV.	7,500	34
YIELD - BU./ACRE	76.0	14
PROD. - BU.	573,000	28
ACRES HARV. FOR SILAGE	1,200	49
YIELD - TONS/ACRE	9.0	76
PROD. - TONS	10,800	59
FARM VALUE	\$192,700	60

SORGHUM 2000

ACRES PLANTED	54,900	21
ACRES HARV. FOR GRAIN	46,200	25
YIELD - BU./ACRE	44.0	88
PROD. - BU.	2,033,200	37
FARM VALUE	\$3,557,200	36
IRRIGATED ACRES HARV.	1/	
YIELD - BU./ACRE	1/	
PROD. - BU.	1/	
NON-IRRIGATED ACRES HARV.	1/	
YIELD - BU./ACRE	1/	
PROD. - BU.	1/	
ACRES HARV. FOR SILAGE	600	36
YIELD - TONS/ACRE	11.8	13
PROD. - TONS	7,100	32
FARM VALUE	\$108,700	34

SUNFLOWERS 2000

ACRES PLANTED	5,100	10
ACRES HARVESTED	4,800	10
YIELD - LB./ACRE	948	19
PROD. - LB.	4,550,000	13
FARM VALUE	\$261,800	13

SOYBEANS 2000

ACRES PLANTED	31,100	41
ACRES HARVESTED	26,500	40
YIELD - BU./ACRE	17.0	70
PROD. - BU.	462,900	47
FARM VALUE	\$2,173,000	47
IRRIGATED ACRES HARV.	5,700	13
YIELD - BU./ACRE	45.0	19
PROD. - BU.	254,000	13
NON-IRRIGATED ACRES HARV.	20,800	9
YIELD - BU./ACRE	10.0	28
PROD. - BU.	208,900	14

ALFALFA HAY 2000

ACRES HARVESTED	13,600	20
YIELD - TONS/ACRE	3.3	52
PROD. - TONS	45,400	24
FARM VALUE	\$3,163,000	26

ALL OTHER HAY 2000

ACRES HARVESTED	7,800	70
YIELD - TONS/ACRE	1.3	78
PROD. - TONS	9,900	75
FARM VALUE	\$614,500	75

ALL HAY 2000

ACRES HARVESTED	21,400	57
YIELD - TONS/ACRE	2.6	37
PROD. - TONS	55,300	48
FARM VALUE	\$3,777,500	50
PASTURE ACREAGE-1997 CENSUS OF AG	138,000	61

LIVESTOCK INVENTORIES

ALL CATTLE, JAN. 1, 2001	37,000	74
COWS THAT HAVE CALVED	16,100	51
BEEF	2/	
MILK	2/	
OTHER CATTLE	20,900	77
CATTLE ON FEED-JAN. 1, 2001	2/	
CALVES BORN - 2000	14,500	51
HOGS - DEC. 1, 2000	2/	
ALL SHEEP AND LAMBS, JAN 1, 2001	2/	
CHICKENS, DEC. 1, 2000	2/	

INVENTORY VALUES

CATTLE AND CALVES-JAN. 1, 2001	\$25,530,000	74
HOGS AND PIGS-DEC. 1, 2000	2/	
SHEEP AND LAMBS-JAN. 1, 2001	2/	
CHICKENS-DEC. 1, 2000	2/	

PRODUCTION

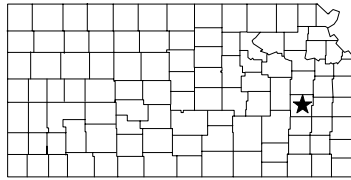
MILK-2000-1,000 LBS.	2/	
FARM VALUE	2/	
EGGS-2000 (000)	2/	
FARM VALUE	2/	

1/ DATA NOT PUBLISHED FOR ALL PRACTICES BECAUSE OF INSUFFICIENT REPORTS OR RELATIVE UNIMPORTANCE OF SOME PRACTICES.

2/ DATA NOT PUBLISHED TO AVOID DISCLOSURE OF INDIVIDUAL REPORTS.

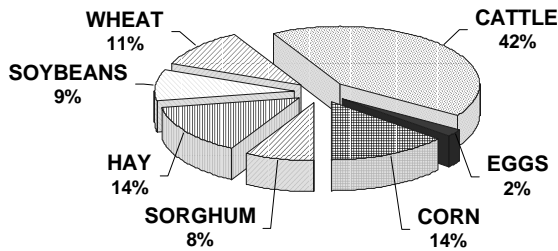
08/01 029

FARM FACTS 2000-2001



RANK IN
STATE

VALUE OF PRODUCTION COFFEY COUNTY



SORGHUM 2000

ACRES PLANTED	19,700	70
ACRES HARV. FOR GRAIN	18,500	66
YIELD - BU./ACRE	63.0	45
PROD. - BU.	1,172,900	61
FARM VALUE	\$1,946,500	63
IRRIGATED ACRES HARV.	1/	
YIELD - BU./ACRE	1/	
PROD. - BU.	1/	
NON-IRRIGATED ACRES HARV.	18,500	34
YIELD - BU./ACRE	63.0	37
PROD. - BU.	1,172,900	29
ACRES HARV. FOR SILAGE	300	49
YIELD - TONS/ACRE	7.0	86
PROD. - TONS	2,100	62
FARM VALUE	\$31,100	67

SUNFLOWERS 2000

ACRES PLANTED	1/
ACRES HARVESTED	1/
YIELD - LB./ACRE	1/
PROD. - LB.	1/
FARM VALUE	1/

SOYBEANS 2000

ACRES PLANTED	82,200	4
ACRES HARVESTED	45,900	18
YIELD - BU./ACRE	11.0	89
PROD. - BU.	486,100	44
FARM VALUE	\$2,321,000	44
IRRIGATED ACRES HARV.	1/	
YIELD - BU./ACRE	1/	
PROD. - BU.	1/	
NON-IRRIGATED ACRES HARV.	1/	
YIELD - BU./ACRE	1/	
PROD. - BU.	1/	

ALFALFA HAY 2000

ACRES HARVESTED	3,500	71
YIELD - TONS/ACRE	1.9	103
PROD. - TONS	6,800	88
FARM VALUE	\$608,500	88

ALL OTHER HAY 2000

ACRES HARVESTED	48,000	9
YIELD - TONS/ACRE	.9	102
PROD. - TONS	41,100	27
FARM VALUE	\$2,841,500	26

ALL HAY 2000

ACRES HARVESTED	51,500	11
YIELD - TONS/ACRE	.9	105
PROD. - TONS	47,900	60
FARM VALUE	\$3,450,000	59
PASTURE ACREAGE-1997 CENSUS OF AG	127,000	70

LIVESTOCK INVENTORIES

ALL CATTLE, JAN. 1, 2001	35,000	81
COWS THAT HAVE CALVED	8,900	88
BEEF	8,900	54
OTHER CATTLE	26,100	59
CATTLE ON FEED-JAN. 1, 2001	800	20
CALVES BORN - 2000	8,400	85
HOGS - DEC. 1, 2000	2/	
ALL SHEEP AND LAMBS, JAN 1, 2001	2/	
CHICKENS, DEC. 1, 2000	2/	

INVENTORY VALUES

CATTLE AND CALVES-JAN. 1, 2001	\$24,150,000	81
HOGS AND PIGS-DEC. 1, 2000	2/	
SHEEP AND LAMBS-JAN. 1, 2001	2/	
CHICKENS-DEC. 1, 2000	2/	

PRODUCTION

EGGS-2000 (000)	2/
FARM VALUE	2/

1/ DATA NOT PUBLISHED FOR ALL PRACTICES BECAUSE OF INSUFFICIENT REPORTS OR RELATIVE UNIMPORTANCE OF SOME PRACTICES.

2/ DATA NOT PUBLISHED TO AVOID DISCLOSURE OF INDIVIDUAL REPORTS.

RANK IN
STATE

POPULATION-2000-U.S. CENSUS EST.	8,865	46
NO. OF FARMS 2000	580	45
LAND IN FARMS 2000-ACRES	343,000	81
ACRES HARVESTED 2000	160,840	72
VALUE OF CROPS HARV. 2000	\$13,793,000	84
VALUE OF LIVESTOCK PROD. 2000	\$11,082,630	91
PRECIPITATION JAN.-DEC. 2000-IN.	24.68	63
PRECIPITATION LONGTIME AVERAGE-IN.	34.82	31

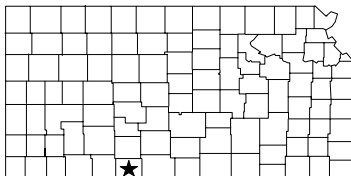
WHEAT 2000

ACRES SEEDED IN 1999	24,500	81
ACRES HARVESTED IN 2000	23,900	80
YIELD-BU./ACRE	42.0	19
PROD.-BU.	992,000	81
FARM VALUE	\$2,640,000	81
IRRIGATED ACRES HARV.	1/	
YIELD - BU./ACRE	1/	
PROD. - BU.	1/	
CONT. CROP DRYLAND ACRES HARV.	23,900	57
YIELD - BU./ACRE	42.0	15
PROD. - BU.	992,000	51
SUMMER FALLOW ACRES HARV.	1/	
YIELD - BU./ACRE	1/	
PROD. - BU.	1/	

CORN 2000

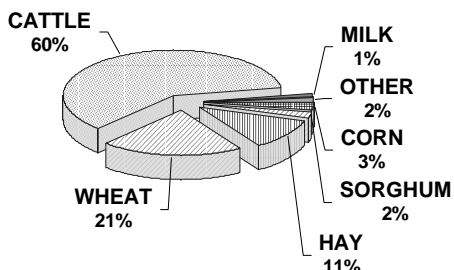
ACRES PLANTED	20,200	55
ACRES HARV. FOR GRAIN	19,300	51
YIELD - BU./ACRE	91.0	80
PROD. - BU.	1,764,000	56
FARM VALUE	\$3,210,400	57
IRRIGATED ACRES HARV.	1/	
YIELD - BU./ACRE	1/	
PROD. - BU.	1/	
NON-IRRIGATED ACRES HARV.	1/	
YIELD - BU./ACRE	1/	
PROD. - BU.	1/	
ACRES HARV. FOR SILAGE	800	61
YIELD - TONS/ACRE	11.0	56
PROD. - TONS	8,800	67
FARM VALUE	\$150,800	67

FARM FACTS 2000-2001



RANK IN
STATE

VALUE OF PRODUCTION COMANCHE COUNTY



33

		RANK IN STATE
POPULATION-2000-U.S. CENSUS EST.	1,967	103
NO. OF FARMS 2000	270	97
LAND IN FARMS 2000-ACRES	533,000	31
ACRES HARVESTED 2000	97,010	97
VALUE OF CROPS HARV. 2000	\$9,992,400	96
VALUE OF LIVESTOCK PROD. 2000	\$16,151,701	65
PRECIPITATION JAN.-DEC. 2000-IN.	31.72	36
PRECIPITATION LONGTIME AVERAGE-IN.	24.96	65

WHEAT 2000

ACRES SEEDDED IN 1999	70,000	66
ACRES HARVESTED IN 2000	64,600	67
YIELD-BU./ACRE	32.0	92
PROD-BU.	2,044,000	69
FARM VALUE	\$5,500,000	69
IRRIGATED ACRES HARV.	1,500	36
YIELD - BU./ACRE	37.0	40
PROD. - BU.	55,400	39
CONT. CROP DRYLAND ACRES HARV.	50,900	32
YIELD - BU./ACRE	31.0	83
PROD. - BU.	1,561,000	36
SUMMER FALLOW ACRES HARV.	12,200	52
YIELD - BU./ACRE	35.0	37
PROD. - BU.	427,600	52

CORN 2000

ACRES PLANTED	2,400	100
ACRES HARV. FOR GRAIN	1,700	100
YIELD - BU./ACRE	159.0	11
PROD. - BU.	270,000	95
FARM VALUE	\$561,600	95
IRRIGATED ACRES HARV.	1,600	50
YIELD - BU./ACRE	164.0	31
PROD. - BU.	263,000	50
NON-IRRIGATED ACRES HARV.	100	65
YIELD - BU./ACRE	70.0	25
PROD. - BU.	7,000	65
ACRES HARV. FOR SILAGE	700	67
YIELD - TONS/ACRE	17.3	23
PROD. - TONS	12,100	56
FARM VALUE	\$239,100	53

SORGHUM 2000

ACRES PLANTED	11,900	83
ACRES HARV. FOR GRAIN	7,700	87
YIELD - BU./ACRE	41.0	91
PROD. - BU.	312,900	94
FARM VALUE	\$544,300	93
IRRIGATED ACRES HARV.	1/	
YIELD - BU./ACRE	1/	
PROD. - BU.	1/	
NON-IRRIGATED ACRES HARV.	1/	
YIELD - BU./ACRE	1/	
PROD. - BU.	1/	
ACRES HARV. FOR SILAGE	300	49
YIELD - TONS/ACRE	8.7	73
PROD. - TONS	2,600	59
FARM VALUE	\$43,800	56

SUNFLOWERS 2000

ACRES PLANTED	1/
ACRES HARVESTED	1/
YIELD - LB./ACRE	1/
PROD. - LB.	1/
FARM VALUE	1/

SOYBEANS 2000

ACRES PLANTED	2,900	89
ACRES HARVESTED	1,500	95
YIELD - BU./ACRE	35.0	18
PROD. - BU.	52,900	92
FARM VALUE	\$253,000	92
IRRIGATED ACRES HARV.	700	26
YIELD - BU./ACRE	53.0	2
PROD. - BU.	37,000	25
NON-IRRIGATED ACRES HARV.	800	35
YIELD - BU./ACRE	20.0	5
PROD. - BU.	15,900	35

ALFALFA HAY 2000

ACRES HARVESTED	3,900	65
YIELD - TONS/ACRE	4.7	18
PROD. - TONS	18,500	61
FARM VALUE	\$1,362,500	63

ALL OTHER HAY 2000

ACRES HARVESTED	16,200	43
YIELD - TONS/ACRE	1.8	33
PROD. - TONS	29,500	39
FARM VALUE	\$1,461,500	46

ALL HAY 2000

ACRES HARVESTED	20,100	61
YIELD - TONS/ACRE	2.4	44
PROD. - TONS	48,000	58
FARM VALUE	\$2,824,000	69
PASTURE ACREAGE-1997 CENSUS OF AG	353,000	6

LIVESTOCK INVENTORIES

ALL CATTLE, JAN. 1, 2001	48,000	52
COWS THAT HAVE CALVED	17,300	45
BEEF	2/	
MILK	2/	
OTHER CATTLE	30,700	49
CATTLE ON FEED-JAN. 1, 2001	2/	
CALVES BORN - 2000	15,500	48
HOGS - DEC. 1, 2000	2/	
ALL SHEEP AND LAMBS, JAN 1, 2001	2/	
CHICKENS, DEC. 1, 2000	2/	

INVENTORY VALUES

CATTLE AND CALVES-JAN. 1, 2001	\$33,120,000	52
HOGS AND PIGS-DEC. 1, 2000	2/	
SHEEP AND LAMBS-JAN. 1, 2001	2/	
CHICKENS-DEC. 1, 2000	2/	

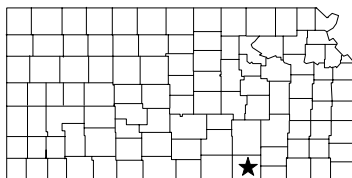
PRODUCTION

MILK-2000-1,000 LBS.	2/
FARM VALUE	2/
EGGS-2000 (000)	2/
FARM VALUE	2/

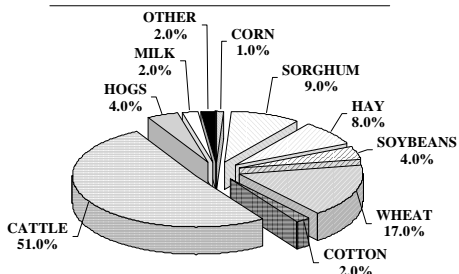
1/ DATA NOT PUBLISHED FOR ALL PRACTICES BECAUSE OF INSUFFICIENT REPORTS OR RELATIVE UNIMPORTANCE OF SOME PRACTICES.

2/ DATA NOT PUBLISHED TO AVOID DISCLOSURE OF INDIVIDUAL REPORTS.

FARM FACTS 2000-2001



VALUE OF PRODUCTION COWLEY COUNTY



		RANK IN STATE
POPULATION-2000-U.S. CENSUS EST.	36,291	13
NO. OF FARMS 2000	970	13
LAND IN FARMS 2000-ACRES	634,000	11
ACRES HARVESTED 2000	208,810	47
VALUE OF CROPS HARV. 2000	\$23,168,900	50
VALUE OF LIVESTOCK PROD. 2000	\$31,586,206	27
PRECIPITATION JAN.-DEC. 2000-IN.	36.86	12
PRECIPITATION LONGTIME AVERAGE-IN.	33.85	35

WHEAT 2000

ACRES SEEDED IN 1999	94,400	54
ACRES HARVESTED IN 2000	92,000	54
YIELD-BU./ACRE	38.0	51
PROD-BU.	3,497,000	54
FARM VALUE	\$9,275,000	55
IRRIGATED ACRES HARV.	1/	
YIELD - BU./ACRE	1/	
PROD. - BU.	1/	
CONT. CROP DRYLAND ACRES HARV.	92,000	20
YIELD - BU./ACRE	38.0	42
PROD. - BU.	3,497,000	20
SUMMER FALLOW ACRES HARV.	1/	
YIELD - BU./ACRE	1/	
PROD. - BU.	1/	

CORN 2000

ACRES PLANTED	4,100	93
ACRES HARV. FOR GRAIN	3,300	93
YIELD - BU./ACRE	93.0	74
PROD. - BU.	307,000	94
FARM VALUE	\$589,400	94
IRRIGATED ACRES HARV.	1/	
YIELD - BU./ACRE	1/	
PROD. - BU.	1/	
NON-IRRIGATED ACRES HARV.	1/	
YIELD - BU./ACRE	1/	
PROD. - BU.	1/	
ACRES HARV. FOR SILAGE	800	61
YIELD - TONS/ACRE	9.9	70
PROD. - TONS	7,900	72
FARM VALUE	\$143,400	70

SORGHUM 2000

ACRES PLANTED	47,500	27
ACRES HARV. FOR GRAIN	45,400	28
YIELD - BU./ACRE	67.0	34
PROD. - BU.	3,027,000	18
FARM VALUE	\$5,144,600	18
IRRIGATED ACRES HARV.	1/	
YIELD - BU./ACRE	1/	
PROD. - BU.	1/	
NON-IRRIGATED ACRES HARV.	45,400	11
YIELD - BU./ACRE	67.0	31
PROD. - BU.	3,027,000	8
ACRES HARV. FOR SILAGE	100	73
YIELD - TONS/ACRE	11.0	19
PROD. - TONS	1,100	75
FARM VALUE	\$16,900	77

SUNFLOWERS 2000

ACRES PLANTED	1/
ACRES HARVESTED	1/
YIELD - LB./ACRE	1/
PROD. - LB.	1/
FARM VALUE	1/

SOYBEANS 2000

ACRES PLANTED	33,300	39
ACRES HARVESTED	21,700	47
YIELD - BU./ACRE	22.0	55
PROD. - BU.	474,700	46
FARM VALUE	\$2,280,000	45
IRRIGATED ACRES HARV.	1/	
YIELD - BU./ACRE	1/	
PROD. - BU.	1/	
NON-IRRIGATED ACRES HARV.	1/	
YIELD - BU./ACRE	1/	
PROD. - BU.	1/	

ALFALFA HAY 2000

ACRES HARVESTED	8,000	41
YIELD - TONS/ACRE	2.4	94
PROD. - TONS	19,500	57
FARM VALUE	\$1,607,500	57

ALL OTHER HAY 2000

ACRES HARVESTED	30,500	25
YIELD - TONS/ACRE	1.4	63
PROD. - TONS	44,000	24
FARM VALUE	\$2,891,000	25

ALL HAY 2000

ACRES HARVESTED	38,500	23
YIELD - TONS/ACRE	1.6	83
PROD. - TONS	63,500	44
FARM VALUE	\$4,498,500	41
PASTURE ACREAGE-1997 CENSUS OF AG	418,000	4

LIVESTOCK INVENTORIES

ALL CATTLE, JAN. 1, 2001	98,200	11
COWS THAT HAVE CALVED	32,500	1
BEEF	32,000	1
MILK	500	25
OTHER CATTLE	65,700	14
CATTLE ON FEED-JAN. 1, 2001	600	23
CALVES BORN - 2000	28,300	1
HOGS - DEC. 1, 2000	9,000	29
ALL SHEEP AND LAMBS, JAN 1, 2001	3,000	5
CHICKENS, DEC. 1, 2000	2/	

INVENTORY VALUES

CATTLE AND CALVES-JAN. 1, 2001	\$67,760,000	11
HOGS AND PIGS-DEC. 1, 2000	\$630,000	29
SHEEP AND LAMBS-JAN. 1, 2001	\$344,000	5
CHICKENS-DEC. 1, 2000	2/	

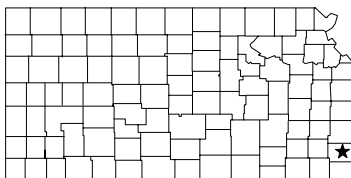
PRODUCTION

MILK-2000-1,000 LBS.	9,100	24
FARM VALUE	\$1,055,600	24
EGGS-2000 (000)	2/	
FARM VALUE	2/	

1/ DATA NOT PUBLISHED FOR ALL PRACTICES BECAUSE OF INSUFFICIENT REPORTS OR RELATIVE UNIMPORTANCE OF SOME PRACTICES.

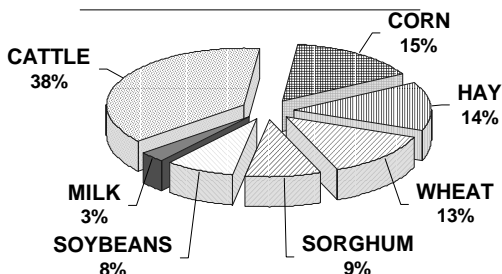
2/ DATA NOT PUBLISHED TO AVOID DISCLOSURE OF INDIVIDUAL REPORTS.

FARM FACTS 2000-2001



RANK IN
STATE

VALUE OF PRODUCTION CRAWFORD COUNTY



37

		RANK IN STATE
POPULATION-2000-U.S. CENSUS EST.	38,242	12
NO. OF FARMS 2000	790	24
LAND IN FARMS 2000-ACRES	301,000	90
ACRES HARVESTED 2000	165,480	68
VALUE OF CROPS HARV. 2000	\$18,547,000	72
VALUE OF LIVESTOCK PROD. 2000	\$13,389,603	75
PRECIPITATION JAN.-DEC. 2000-IN.	35.07	15
PRECIPITATION LONGTIME AVERAGE-IN.	43.05	1

WHEAT 2000

ACRES SEEDED IN 1999	37,900	75
ACRES HARVESTED IN 2000	36,800	75
YIELD-BU./ACRE	43.0	12
PROD.-BU.	1,571,000	73
FARM VALUE	\$4,165,000	73
IRRIGATED ACRES HARV.	1/	
YIELD - BU./ACRE	1/	
PROD. - BU.	1/	
CONT. CROP DRYLAND ACRES HARV.	36,800	42
YIELD - BU./ACRE	43.0	11
PROD. - BU.	1,571,000	35
SUMMER FALLOW ACRES HARV.	1/	
YIELD - BU./ACRE	1/	
PROD. - BU.	1/	

CORN 2000

ACRES PLANTED	22,300	50
ACRES HARV. FOR GRAIN	20,100	50
YIELD - BU./ACRE	119.0	41
PROD. - BU.	2,384,000	49
FARM VALUE	\$4,577,300	50
IRRIGATED ACRES HARV.	1/	
YIELD - BU./ACRE	1/	
PROD. - BU.	1/	
NON-IRRIGATED ACRES HARV.	1/	
YIELD - BU./ACRE	1/	
PROD. - BU.	1/	
ACRES HARV. FOR SILAGE	500	76
YIELD - TONS/ACRE	9.6	73
PROD. - TONS	4,800	77
FARM VALUE	\$87,100	77

SORGHUM 2000

ACRES PLANTED	20,000	69
ACRES HARV. FOR GRAIN	19,600	62
YIELD - BU./ACRE	81.0	12
PROD. - BU.	1,588,400	45
FARM VALUE	\$2,699,600	47
IRRIGATED ACRES HARV.	1/	
YIELD - BU./ACRE	1/	
PROD. - BU.	1/	
NON-IRRIGATED ACRES HARV.	19,600	30
YIELD - BU./ACRE	81.0	12
PROD. - BU.	1,588,400	20
ACRES HARV. FOR SILAGE	100	73
YIELD - TONS/ACRE	11.0	19
PROD. - TONS	1,100	75
FARM VALUE	\$16,900	77

SUNFLOWERS 2000

ACRES PLANTED	1/	
ACRES HARVESTED	1/	
YIELD - LB./ACRE	1/	
PROD. - LB.	1/	
FARM VALUE	1/	

SOYBEANS 2000

ACRES PLANTED	74,300	7
ACRES HARVESTED	49,100	16
YIELD - BU./ACRE	10.0	97
PROD. - BU.	509,600	40
FARM VALUE	\$2,448,000	38
IRRIGATED ACRES HARV.	1/	
YIELD - BU./ACRE	1/	
PROD. - BU.	1/	
NON-IRRIGATED ACRES HARV.	1/	
YIELD - BU./ACRE	1/	
PROD. - BU.	1/	

ALFALFA HAY 2000

ACRES HARVESTED	2,400	90
YIELD - TONS/ACRE	4.8	16
PROD. - TONS	11,600	72
FARM VALUE	\$956,500	72

ALL OTHER HAY 2000

ACRES HARVESTED	35,000	16
YIELD - TONS/ACRE	1.5	55
PROD. - TONS	52,900	15
FARM VALUE	\$3,475,500	13

ALL HAY 2000

ACRES HARVESTED	37,400	25
YIELD - TONS/ACRE	1.7	76
PROD. - TONS	64,500	41
FARM VALUE	\$4,432,000	42
PASTURE ACREAGE-1997 CENSUS OF AG	117,000	77

LIVESTOCK INVENTORIES

ALL CATTLE, JAN. 1, 2001	47,000	54
COWS THAT HAVE CALVED	22,100	13
BEEF	21,500	10
MILK	600	22
OTHER CATTLE	24,900	65
CATTLE ON FEED-JAN. 1, 2001	2/	
CALVES BORN - 2000	19,800	16
HOGS - DEC. 1, 2000	1,300	50
ALL SHEEP AND LAMBS, JAN 1, 2001	500	36
CHICKENS, DEC. 1, 2000	2/	

INVENTORY VALUES

CATTLE AND CALVES-JAN. 1, 2001	\$32,430,000	54
HOGS AND PIGS-DEC. 1, 2000	\$91,000	50
SHEEP AND LAMBS-JAN. 1, 2001	\$58,000	36
CHICKENS-DEC. 1, 2000	2/	

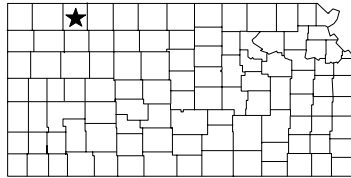
PRODUCTION

MILK-2000-1,000 LBS.	7,700	29
FARM VALUE	\$893,200	29
EGGS-2000 (000)	2/	
FARM VALUE	2/	

1/ DATA NOT PUBLISHED FOR ALL PRACTICES BECAUSE OF INSUFFICIENT REPORTS OR RELATIVE UNIMPORTANCE OF SOME PRACTICES.

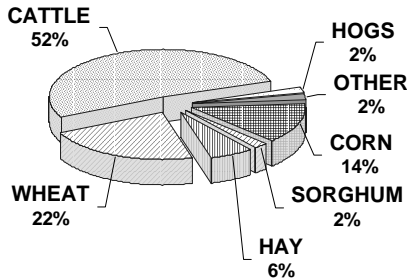
2/ DATA NOT PUBLISHED TO AVOID DISCLOSURE OF INDIVIDUAL REPORTS.

FARM FACTS 2000-2001



RANK IN
STATE

VALUE OF PRODUCTION DECATUR COUNTY



SORGHUM 2000

ACRES PLANTED	18,000	73
ACRES HARV. FOR GRAIN	14,400	75
YIELD - BU./ACRE	37.0	98
PROD. - BU.	539,700	84
FARM VALUE	\$922,600	84
IRRIGATED ACRES HARV.	300	29
YIELD - BU./ACRE	96.0	8
PROD. - BU.	28,800	29
NON-IRRIGATED ACRES HARV.	14,100	41
YIELD - BU./ACRE	36.0	61
PROD. - BU.	510,900	52
ACRES HARV. FOR SILAGE	1,300	16
YIELD - TONS/ACRE	7.8	82
PROD. - TONS	10,200	24
FARM VALUE	\$161,300	24

SUNFLOWERS 2000

ACRES PLANTED	2,100	17
ACRES HARVESTED	2,000	17
YIELD - LB./ACRE	1,050	17
PROD. - LB.	2,100,000	17
FARM VALUE	\$123,100	17

SOYBEANS 2000

ACRES PLANTED	2,400	93
ACRES HARVESTED	2,000	94
YIELD - BU./ACRE	23.0	48
PROD. - BU.	45,200	94
FARM VALUE	\$210,000	94
IRRIGATED ACRES HARV.	1/	1/
YIELD - BU./ACRE	1/	1/
PROD. - BU.	1/	1/
NON-IRRIGATED ACRES HARV.	1/	1/
YIELD - BU./ACRE	1/	1/
PROD. - BU.	1/	1/

ALFALFA HAY 2000

ACRES HARVESTED	8,100	39
YIELD - TONS/ACRE	3.8	34
PROD. - TONS	30,800	36
FARM VALUE	\$2,418,500	34

ALL OTHER HAY 2000

ACRES HARVESTED	4,200	85
YIELD - TONS/ACRE	1.4	63
PROD. - TONS	5,800	90
FARM VALUE	\$359,000	90

ALL HAY 2000

ACRES HARVESTED	12,300	85
YIELD - TONS/ACRE	3.0	28
PROD. - TONS	36,600	80
FARM VALUE	\$2,777,500	70
PASTURE ACREAGE-1997 CENSUS OF AG	199,000	31

LIVESTOCK INVENTORIES

ALL CATTLE, JAN. 1, 2001	62,000	29
COWS THAT HAVE CALVED	12,900	62
BEEF	2/	
MILK	2/	
OTHER CATTLE	49,100	25
CATTLE ON FEED-JAN. 1, 2001	2/	
CALVES BORN - 2000	12,000	61
HOGS - DEC. 1, 2000	2/	
ALL SHEEP AND LAMBS, JAN 1, 2001	700	32
CHICKENS, DEC. 1, 2000	2/	

INVENTORY VALUES

CATTLE AND CALVES-JAN. 1, 2001	\$42,780,000	29
HOGS AND PIGS-DEC. 1, 2000	2/	
SHEEP AND LAMBS-JAN. 1, 2001	\$81,000	32
CHICKENS-DEC. 1, 2000	2/	

PRODUCTION

MILK-2000-1,000 LBS.	2/	
FARM VALUE	2/	
EGGS-2000 (000)	2/	
FARM VALUE	2/	

1/ DATA NOT PUBLISHED FOR ALL PRACTICES BECAUSE OF INSUFFICIENT REPORTS OR RELATIVE UNIMPORTANCE OF SOME PRACTICES.

2/ DATA NOT PUBLISHED TO AVOID DISCLOSURE OF INDIVIDUAL REPORTS.

RANK IN
STATE

POPULATION-2000-U.S. CENSUS EST.	3,472	84
NO. OF FARMS 2000	430	76
LAND IN FARMS 2000-ACRES	540,000	30
ACRES HARVESTED 2000	206,590	48
VALUE OF CROPS HARV. 2000	\$20,833,100	63
VALUE OF LIVESTOCK PROD. 2000	\$26,258,006	33
PRECIPITATION JAN.-DEC. 2000-IN.	15.65	97
PRECIPITATION LONGTIME AVERAGE-IN.	22.26	78

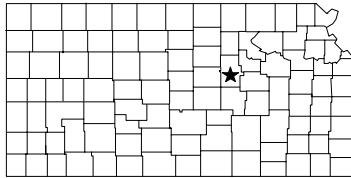
WHEAT 2000

ACRES SEEDED IN 1999	117,000	38
ACRES HARVESTED IN 2000	114,300	38
YIELD-BU./ACRE	33.0	86
PROD-BU.	3,746,000	47
FARM VALUE	\$10,155,000	47
IRRIGATED ACRES HARV.	1,300	39
YIELD - BU./ACRE	53.0	1
PROD. - BU.	68,700	35
CONT. CROP DRYLAND ACRES HARV.	16,500	66
YIELD - BU./ACRE	32.0	77
PROD. - BU.	534,200	69
SUMMER FALLOW ACRES HARV.	96,500	13
YIELD - BU./ACRE	33.0	47
PROD. - BU.	3,143,100	16

CORN 2000

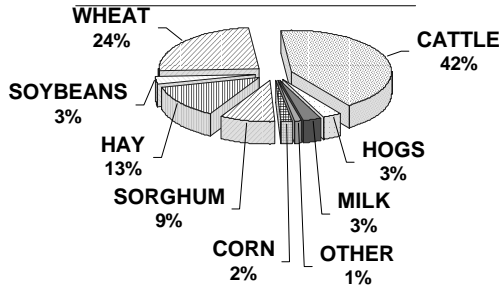
ACRES PLANTED	65,500	17
ACRES HARV. FOR GRAIN	55,600	19
YIELD - BU./ACRE	55.0	105
PROD. - BU.	3,069,000	37
FARM VALUE	\$6,076,500	37
IRRIGATED ACRES HARV.	6,400	40
YIELD - BU./ACRE	154.0	41
PROD. - BU.	986,000	40
NON-IRRIGATED ACRES HARV.	49,200	3
YIELD - BU./ACRE	42.0	57
PROD. - BU.	2,083,000	7
ACRES HARV. FOR SILAGE	4,500	7
YIELD - TONS/ACRE	4.8	100
PROD. - TONS	21,400	32
FARM VALUE	\$401,400	33

FARM FACTS 2000-2001



RANK IN
STATE

VALUE OF PRODUCTION DICKINSON COUNTY



41

		RANK IN STATE
POPULATION-2000-U.S. CENSUS EST.	19,344	28
NO. OF FARMS 2000	950	15
LAND IN FARMS 2000-ACRES	515,000	37
ACRES HARVESTED 2000	308,350	13
VALUE OF CROPS HARV. 2000	\$33,871,700	30
VALUE OF LIVESTOCK PROD. 2000	\$31,491,354	28
PRECIPITATION JAN.-DEC. 2000-IN.	32.63	26
PRECIPITATION LONGTIME AVERAGE-IN.	30.36	46

WHEAT 2000

ACRES SEEDDED IN 1999	152,000	18
ACRES HARVESTED IN 2000	149,600	15
YIELD-BU./ACRE	39.0	42
PROD.-BU.	5,841,000	13
FARM VALUE	\$15,955,000	12
IRRIGATED ACRES HARV.	1/	
YIELD - BU./ACRE	1/	
PROD. - BU.	1/	
CONT. CROP DRYLAND ACRES HARV.	145,400	8
YIELD - BU./ACRE	39.0	35
PROD. - BU.	5,666,800	8
SUMMER FALLOW ACRES HARV.	4,200	64
YIELD - BU./ACRE	41.0	14
PROD. - BU.	174,200	63

CORN 2000

ACRES PLANTED	9,400	79
ACRES HARV. FOR GRAIN	5,400	89
YIELD - BU./ACRE	97.0	71
PROD. - BU.	522,000	88
FARM VALUE	\$1,054,400	87
IRRIGATED ACRES HARV.	1,100	55
YIELD - BU./ACRE	148.0	45
PROD. - BU.	163,000	56
NON-IRRIGATED ACRES HARV.	4,300	45
YIELD - BU./ACRE	83.0	8
PROD. - BU.	359,000	36
ACRES HARV. FOR SILAGE	2,800	17
YIELD - TONS/ACRE	7.0	92
PROD. - TONS	19,500	36
FARM VALUE	\$361,800	37

SORGHUM 2000

ACRES PLANTED	67,700	13
ACRES HARV. FOR GRAIN	62,400	13
YIELD - BU./ACRE	50.0	76
PROD. - BU.	3,091,400	17
FARM VALUE	\$5,532,200	17
IRRIGATED ACRES HARV.	1/	
YIELD - BU./ACRE	1/	
PROD. - BU.	1/	
NON-IRRIGATED ACRES HARV.	1/	
YIELD - BU./ACRE	1/	
PROD. - BU.	1/	
ACRES HARV. FOR SILAGE	2,800	3
YIELD - TONS/ACRE	13.2	3
PROD. - TONS	37,000	3
FARM VALUE	\$585,700	3

SUNFLOWERS 2000

ACRES PLANTED	1/
ACRES HARVESTED	1/
YIELD - LB./ACRE	1/
PROD. - LB.	1/
FARM VALUE	1/

SOYBEANS 2000

ACRES PLANTED	47,900	21
ACRES HARVESTED	32,600	30
YIELD - BU./ACRE	11.0	89
PROD. - BU.	344,900	56
FARM VALUE	\$1,646,000	56
IRRIGATED ACRES HARV.	1,100	24
YIELD - BU./ACRE	35.0	33
PROD. - BU.	39,000	24
NON-IRRIGATED ACRES HARV.	31,500	5
YIELD - BU./ACRE	10.0	28
PROD. - BU.	305,900	11

ALFALFA HAY 2000

ACRES HARVESTED	21,800	7
YIELD - TONS/ACRE	3.3	52
PROD. - TONS	72,700	14
FARM VALUE	\$6,058,000	13

ALL OTHER HAY 2000

ACRES HARVESTED	28,000	28
YIELD - TONS/ACRE	1.4	63
PROD. - TONS	39,900	30
FARM VALUE	\$2,508,000	28

ALL HAY 2000

ACRES HARVESTED	49,800	12
YIELD - TONS/ACRE	2.3	50
PROD. - TONS	112,600	7
FARM VALUE	\$8,566,000	8
PASTURE ACREAGE-1997 CENSUS OF AG	171,000	39

LIVESTOCK INVENTORIES

ALL CATTLE, JAN. 1, 2001	77,000	18
COWS THAT HAVE CALVED	18,500	34
BEEF	17,600	25
MILK	900	15
OTHER CATTLE	58,500	18
CATTLE ON FEED-JAN. 1, 2001	2/	
CALVES BORN - 2000	16,800	34
HOGS - DEC. 1, 2000	14,500	22
ALL SHEEP AND LAMBS, JAN 1, 2001	2,400	6
CHICKENS, DEC. 1, 2000	2/	

INVENTORY VALUES

CATTLE AND CALVES-JAN. 1, 2001	\$53,130,000	18
HOGS AND PIGS-DEC. 1, 2000	\$1,015,000	22
SHEEP AND LAMBS-JAN. 1, 2001	\$276,000	6
CHICKENS-DEC. 1, 2000	2/	

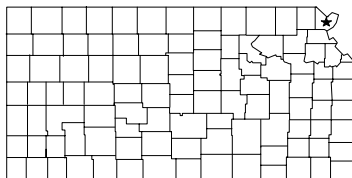
PRODUCTION

MILK-2000-1,000 LBS.	15,600	15
FARM VALUE	\$1,809,600	15
EGGS-2000 (000)	2/	
FARM VALUE	2/	

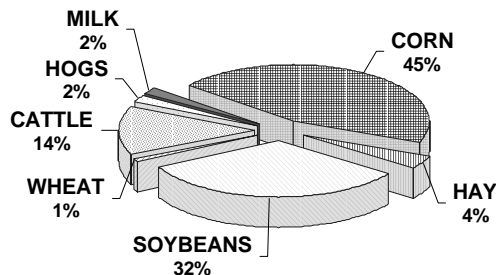
1/ DATA NOT PUBLISHED FOR ALL PRACTICES BECAUSE OF INSUFFICIENT REPORTS OR RELATIVE UNIMPORTANCE OF SOME PRACTICES.

2/ DATA NOT PUBLISHED TO AVOID DISCLOSURE OF INDIVIDUAL REPORTS.

FARM FACTS 2000-2001



VALUE OF PRODUCTION DONIPHAN COUNTY



		RANK IN STATE
POPULATION-2000-U.S. CENSUS EST.	8,249	49
NO. OF FARMS 2000	510	56
LAND IN FARMS 2000-ACRES	212,000	101
ACRES HARVESTED 2000	152,600	76
VALUE OF CROPS HARV. 2000	\$31,913,700	33
VALUE OF LIVESTOCK PROD. 2000	\$6,697,809	102
PRECIPITATION JAN.-DEC. 2000-IN.	32.37	28
PRECIPITATION LONGTIME AVERAGE-IN.	36.83	25

WHEAT 2000

ACRES SEEDED IN 1999	4,200	104
ACRES HARVESTED IN 2000	3,500	104
YIELD-BU./ACRE	41.0	25
PROD.-BU.	144,000	104
FARM VALUE	\$395,000	103
IRRIGATED ACRES HARV.	1/	
YIELD - BU./ACRE	1/	
PROD. - BU.	1/	
CONT. CROP DRYLAND ACRES HARV.	3,500	104
YIELD - BU./ACRE	41.0	22
PROD. - BU.	144,000	104
SUMMER FALLOW ACRES HARV.	1/	
YIELD - BU./ACRE	1/	
PROD. - BU.	1/	

CORN 2000

ACRES PLANTED	69,900	13
ACRES HARV. FOR GRAIN	68,500	13
YIELD - BU./ACRE	140.0	24
PROD. - BU.	9,589,000	16
FARM VALUE	\$17,643,300	17
IRRIGATED ACRES HARV.	1/	
YIELD - BU./ACRE	1/	
PROD. - BU.	1/	
NON-IRRIGATED ACRES HARV.	1/	
YIELD - BU./ACRE	1/	
PROD. - BU.	1/	
ACRES HARV. FOR SILAGE	200	85
YIELD - TONS/ACRE	15.5	30
PROD. - TONS	3,100	85
FARM VALUE	\$52,500	85

SORGHUM 2000

ACRES PLANTED	300	105
ACRES HARV. FOR GRAIN	300	105
YIELD - BU./ACRE	95.0	4
PROD. - BU.	28,500	105
FARM VALUE	\$48,700	105
IRRIGATED ACRES HARV.	1/	
YIELD - BU./ACRE	1/	
PROD. - BU.	1/	
NON-IRRIGATED ACRES HARV.	300	70
YIELD - BU./ACRE	95.0	4
PROD. - BU.	28,500	70
ACRES HARV. FOR SILAGE	1/	
YIELD - TONS/ACRE	1/	
PROD. - TONS	1/	
FARM VALUE	1/	

SUNFLOWERS 2000

ACRES PLANTED	1/	
ACRES HARVESTED	1/	
YIELD - LB./ACRE	1/	
PROD. - LB.	1/	
FARM VALUE	1/	

SOYBEANS 2000

ACRES PLANTED	73,600	8
ACRES HARVESTED	72,800	5
YIELD - BU./ACRE	35.0	18
PROD. - BU.	2,559,400	2
FARM VALUE	\$12,169,000	2
IRRIGATED ACRES HARV.	1/	
YIELD - BU./ACRE	1/	
PROD. - BU.	1/	
NON-IRRIGATED ACRES HARV.	1/	
YIELD - BU./ACRE	1/	
PROD. - BU.	1/	

ALFALFA HAY 2000

ACRES HARVESTED	1,900	94
YIELD - TONS/ACRE	3.9	30
PROD. - TONS	7,400	86
FARM VALUE	\$668,500	86

ALL OTHER HAY 2000

ACRES HARVESTED	5,300	77
YIELD - TONS/ACRE	3.2	3
PROD. - TONS	17,000	65
FARM VALUE	\$894,500	66

ALL HAY 2000

ACRES HARVESTED	7,200	96
YIELD - TONS/ACRE	3.4	19
PROD. - TONS	24,400	94
FARM VALUE	\$1,563,000	96
PASTURE ACREAGE-1997 CENSUS OF AG	34,000	104

LIVESTOCK INVENTORIES

ALL CATTLE, JAN. 1, 2001	19,300	99
COWS THAT HAVE CALVED	8,200	92
BEEF	7,800	57
MILK	400	32
OTHER CATTLE	11,100	97
CATTLE ON FEED-JAN. 1, 2001	2/	
CALVES BORN - 2000	7,500	90
HOGS - DEC. 1, 2000	2/	
ALL SHEEP AND LAMBS, JAN 1, 2001	2/	
CHICKENS, DEC. 1, 2000	2/	

INVENTORY VALUES

CATTLE AND CALVES-JAN. 1, 2001	\$13,315,000	99
HOGS AND PIGS-DEC. 1, 2000	2/	
SHEEP AND LAMBS-JAN. 1, 2001	2/	
CHICKENS-DEC. 1, 2000	2/	

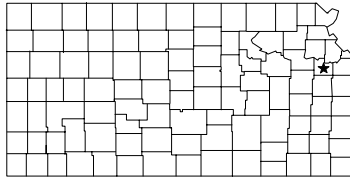
PRODUCTION

MILK-2000-1,000 LBS.	5,800	35
FARM VALUE	\$672,800	35
EGGS-2000 (000)	2/	
FARM VALUE	2/	

1/ DATA NOT PUBLISHED FOR ALL PRACTICES BECAUSE OF INSUFFICIENT REPORTS OR RELATIVE UNIMPORTANCE OF SOME PRACTICES.

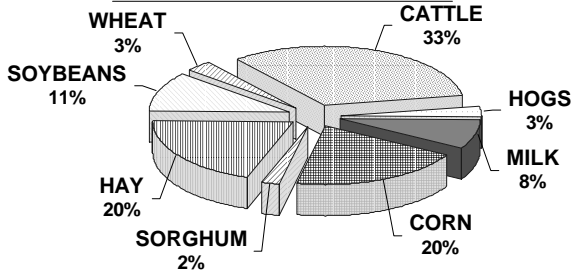
2/ DATA NOT PUBLISHED TO AVOID DISCLOSURE OF INDIVIDUAL REPORTS.

FARM FACTS 2000-2001



RANK IN
STATE

VALUE OF PRODUCTION DOUGLAS COUNTY



45

RANK IN
STATE

POPULATION-2000-U.S. CENSUS EST.	99,962	5
NO. OF FARMS 2000	870	20
LAND IN FARMS 2000-ACRES	223,000	100
ACRES HARVESTED 2000	108,900	90
VALUE OF CROPS HARV. 2000	\$13,449,600	87
VALUE OF LIVESTOCK PROD. 2000	\$10,460,107	95
PRECIPITATION JAN.-DEC. 2000-IN.	32.33	31
PRECIPITATION LONGTIME AVERAGE-IN.	39.28	14

WHEAT 2000

ACRES SEEDDED IN 1999	7,400	95
ACRES HARVESTED IN 2000	6,200	99
YIELD-BU./ACRE	40.0	31
PROD-BU.	245,000	100
FARM VALUE	\$650,000	100
IRRIGATED ACRES HARV.	1/	
YIELD - BU./ACRE	1/	
PROD. - BU.	1/	
CONT. CROP DRYLAND ACRES HARV.	6,200	99
YIELD - BU./ACRE	40.0	27
PROD. - BU.	245,000	97
SUMMER FALLOW ACRES HARV.	1/	
YIELD - BU./ACRE	1/	
PROD. - BU.	1/	

CORN 2000

ACRES PLANTED	26,200	45
ACRES HARV. FOR GRAIN	24,900	42
YIELD - BU./ACRE	102.0	64
PROD. - BU.	2,549,000	46
FARM VALUE	\$4,639,000	49
IRRIGATED ACRES HARV.	1/	
YIELD - BU./ACRE	1/	
PROD. - BU.	1/	
NON-IRRIGATED ACRES HARV.	1/	
YIELD - BU./ACRE	1/	
PROD. - BU.	1/	
ACRES HARV. FOR SILAGE	700	67
YIELD - TONS/ACRE	10.9	60
PROD. - TONS	7,600	74
FARM VALUE	\$130,300	74

SORGHUM 2000

ACRES PLANTED	3,600	98
ACRES HARV. FOR GRAIN	3,300	98
YIELD - BU./ACRE	71.0	26
PROD. - BU.	234,600	96
FARM VALUE	\$389,300	96
IRRIGATED ACRES HARV.	1/	
YIELD - BU./ACRE	1/	
PROD. - BU.	1/	
NON-IRRIGATED ACRES HARV.	3,300	63
YIELD - BU./ACRE	71.0	25
PROD. - BU.	234,600	61
ACRES HARV. FOR SILAGE	100	73
YIELD - TONS/ACRE	9.0	62
PROD. - TONS	900	83
FARM VALUE	\$13,300	86

SUNFLOWERS 2000

ACRES PLANTED	1/
ACRES HARVESTED	1/
YIELD - LB./ACRE	1/
PROD. - LB.	1/
FARM VALUE	1/

SOYBEANS 2000

ACRES PLANTED	40,400	28
ACRES HARVESTED	36,900	27
YIELD - BU./ACRE	15.0	75
PROD. - BU.	568,100	31
FARM VALUE	\$2,712,000	32
IRRIGATED ACRES HARV.	1/	
YIELD - BU./ACRE	1/	
PROD. - BU.	1/	
NON-IRRIGATED ACRES HARV.	1/	
YIELD - BU./ACRE	1/	
PROD. - BU.	1/	

ALFALFA HAY 2000

ACRES HARVESTED	2,900	85
YIELD - TONS/ACRE	2.1	100
PROD. - TONS	6,200	91
FARM VALUE	\$554,500	89

ALL OTHER HAY 2000

ACRES HARVESTED	33,400	18
YIELD - TONS/ACRE	1.9	21
PROD. - TONS	62,200	9
FARM VALUE	\$4,300,000	8

ALL HAY 2000

ACRES HARVESTED	36,300	27
YIELD - TONS/ACRE	1.9	66
PROD. - TONS	68,400	35
FARM VALUE	\$4,854,500	34
PASTURE ACREAGE-1997 CENSUS OF AG	77,000	94

LIVESTOCK INVENTORIES

ALL CATTLE, JAN. 1, 2001	31,800	85
COWS THAT HAVE CALVED	12,800	63
BEEF	11,800	44
MILK	1,000	11
OTHER CATTLE	19,000	82
CATTLE ON FEED-JAN. 1, 2001	2/	
CALVES BORN - 2000	11,700	64
HOGS - DEC. 1, 2000	4,300	36
ALL SHEEP AND LAMBS, JAN 1, 2001	600	34
CHICKENS, DEC. 1, 2000	2/	

INVENTORY VALUES

CATTLE AND CALVES-JAN. 1, 2001	\$21,940,000	85
HOGS AND PIGS-DEC. 1, 2000	\$301,000	36
SHEEP AND LAMBS-JAN. 1, 2001	\$69,000	34
CHICKENS-DEC. 1, 2000	2/	

PRODUCTION

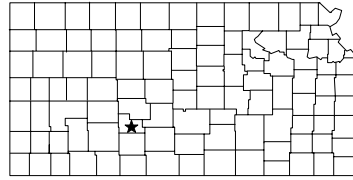
MILK-2000-1,000 LBS.	16,900	13
FARM VALUE	\$1,960,400	13
EGGS-2000 (000)	2/	
FARM VALUE	2/	

1/ DATA NOT PUBLISHED FOR ALL PRACTICES BECAUSE OF INSUFFICIENT REPORTS OR RELATIVE UNIMPORTANCE OF SOME PRACTICES.

2/ DATA NOT PUBLISHED TO AVOID DISCLOSURE OF INDIVIDUAL REPORTS.

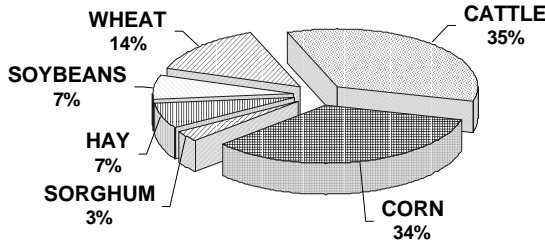
08/01 045

FARM FACTS 2000-2001



RANK IN
STATE

VALUE OF PRODUCTION EDWARDS COUNTY



		RANK IN STATE
POPULATION-2000-U.S. CENSUS EST.	3,449	86
NO. OF FARMS 2000	320	87
LAND IN FARMS 2000-ACRES	407,000	67
ACRES HARVESTED 2000	238,890	37
VALUE OF CROPS HARV. 2000	\$46,501,100	16
VALUE OF LIVESTOCK PROD. 2000	\$24,936,301	36
PRECIPITATION JAN.-DEC. 2000-IN.	29.66	43
PRECIPITATION LONGTIME AVERAGE-IN.	24.51	66

WHEAT 2000

ACRES SEEDED IN 1999	98,000	53
ACRES HARVESTED IN 2000	95,600	52
YIELD-BU./ACRE	39.0	42
PROD.-BU.	3,705,000	48
FARM VALUE	\$9,970,000	48
IRRIGATED ACRES HARV.	6,700	20
YIELD - BU./ACRE	46.0	11
PROD. - BU.	310,200	19
CONT. CROP DRYLAND ACRES HARV.	36,500	43
YIELD - BU./ACRE	35.0	64
PROD. - BU.	1,275,400	45
SUMMER FALLOW ACRES HARV.	52,400	30
YIELD - BU./ACRE	40.0	18
PROD. - BU.	2,119,400	30

CORN 2000

ACRES PLANTED	76,900	12
ACRES HARV. FOR GRAIN	74,200	11
YIELD - BU./ACRE	151.0	18
PROD. - BU.	11,218,000	12
FARM VALUE	\$23,332,800	11
IRRIGATED ACRES HARV.	48,100	14
YIELD - BU./ACRE	189.0	7
PROD. - BU.	9,109,000	13
NON-IRRIGATED ACRES HARV.	26,100	12
YIELD - BU./ACRE	81.0	11
PROD. - BU.	2,109,000	5
ACRES HARV. FOR SILAGE	2,300	23
YIELD - TONS/ACRE	19.1	17
PROD. - TONS	44,000	14
FARM VALUE	\$869,500	12

SORGHUM 2000

ACRES PLANTED	26,500	55
ACRES HARV. FOR GRAIN	25,700	53
YIELD - BU./ACRE	54.0	64
PROD. - BU.	1,389,700	53
FARM VALUE	\$2,417,500	53
IRRIGATED ACRES HARV.	1/	
YIELD - BU./ACRE	1/	
PROD. - BU.	1/	
NON-IRRIGATED ACRES HARV.	1/	
YIELD - BU./ACRE	1/	
PROD. - BU.	1/	
ACRES HARV. FOR SILAGE	300	49
YIELD - TONS/ACRE	9.7	51
PROD. - TONS	2,900	55
FARM VALUE	\$48,900	52

SUNFLOWERS 2000

ACRES PLANTED	1/
ACRES HARVESTED	1/
YIELD - LB./ACRE	1/
PROD. - LB.	1/
FARM VALUE	1/

SOYBEANS 2000

ACRES PLANTED	25,400	46
ACRES HARVESTED	24,300	42
YIELD - BU./ACRE	42.0	10
PROD. - BU.	1,024,100	11
FARM VALUE	\$4,890,000	11
IRRIGATED ACRES HARV.	18,800	1
YIELD - BU./ACRE	52.0	3
PROD. - BU.	969,000	1
NON-IRRIGATED ACRES HARV.	5,500	22
YIELD - BU./ACRE	10.0	28
PROD. - BU.	55,100	26

ALFALFA HAY 2000

ACRES HARVESTED	11,900	26
YIELD - TONS/ACRE	5.2	12
PROD. - TONS	61,900	19
FARM VALUE	\$4,558,500	19

ALL OTHER HAY 2000

ACRES HARVESTED	3,200	91
YIELD - TONS/ACRE	1.8	33
PROD. - TONS	5,700	92
FARM VALUE	\$282,500	93

ALL HAY 2000

ACRES HARVESTED	15,100	77
YIELD - TONS/ACRE	4.5	12
PROD. - TONS	67,600	37
FARM VALUE	\$4,841,000	35
PASTURE ACREAGE-1997 CENSUS OF AG	90,000	88

LIVESTOCK INVENTORIES

ALL CATTLE, JAN. 1, 2001	54,500	40
COWS THAT HAVE CALVED	10,500	81
BEEF	10,500	51
OTHER CATTLE	44,000	31
CATTLE ON FEED-JAN. 1, 2001	2/	
CALVES BORN - 2000	9,900	78
HOGS - DEC. 1, 2000	2/	
ALL SHEEP AND LAMBS, JAN 1, 2001	2/	
CHICKENS, DEC. 1, 2000	2/	

INVENTORY VALUES

CATTLE AND CALVES-JAN. 1, 2001	\$37,605,000	40
HOGS AND PIGS-DEC. 1, 2000	2/	
SHEEP AND LAMBS-JAN. 1, 2001	2/	
CHICKENS-DEC. 1, 2000	2/	

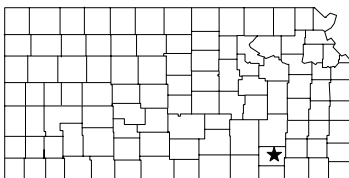
PRODUCTION

EGGS-2000 (000)	2/
FARM VALUE	2/

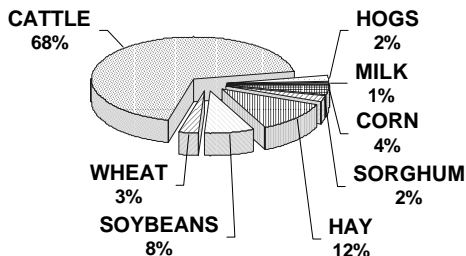
1/ DATA NOT PUBLISHED FOR ALL PRACTICES BECAUSE OF INSUFFICIENT REPORTS OR RELATIVE UNIMPORTANCE OF SOME PRACTICES.

2/ DATA NOT PUBLISHED TO AVOID DISCLOSURE OF INDIVIDUAL REPORTS.

FARM FACTS 2000-2001



VALUE OF PRODUCTION ELK COUNTY



RANK IN
STATE

POPULATION-2000-U.S. CENSUS EST.	3,261	89
NO. OF FARMS 2000	380	82
LAND IN FARMS 2000-ACRES	328,000	85
ACRES HARVESTED 2000	43,400	103
VALUE OF CROPS HARV. 2000	\$5,020,100	103
VALUE OF LIVESTOCK PROD. 2000	\$12,356,707	83
PRECIPITATION JAN.-DEC. 2000-IN.	36.11	13
PRECIPITATION LONGTIME AVERAGE-IN.	37.08	22

WHEAT 2000

ACRES SEEDED IN 1999	6,800	98
ACRES HARVESTED IN 2000	6,600	96
YIELD-BU./ACRE	31.0	99
PROD.-BU.	207,000	102
FARM VALUE	\$550,000	102
IRRIGATED ACRES HARV.	1/	
YIELD - BU./ACRE	1/	
PROD. - BU.	1/	
CONT. CROP DRYLAND ACRES HARV.	6,600	96
YIELD - BU./ACRE	31.0	83
PROD. - BU.	207,000	101
SUMMER FALLOW ACRES HARV.	1/	
YIELD - BU./ACRE	1/	
PROD. - BU.	1/	

CORN 2000

ACRES PLANTED	2,500	99
ACRES HARV. FOR GRAIN	2,400	96
YIELD - BU./ACRE	135.0	29
PROD. - BU.	325,000	93
FARM VALUE	\$624,000	93
IRRIGATED ACRES HARV.	1/	
YIELD - BU./ACRE	1/	
PROD. - BU.	1/	
NON-IRRIGATED ACRES HARV.	1/	
YIELD - BU./ACRE	1/	
PROD. - BU.	1/	
ACRES HARV. FOR SILAGE	1/	
YIELD - TONS/ACRE	1/	
PROD. - TONS	1/	
FARM VALUE	1/	

SORGHUM 2000

ACRES PLANTED	3,900	97
ACRES HARV. FOR GRAIN	3,600	97
YIELD - BU./ACRE	54.0	64
PROD. - BU.	194,700	98
FARM VALUE	\$330,900	98
IRRIGATED ACRES HARV.	1/	
YIELD - BU./ACRE	1/	
PROD. - BU.	1/	
NON-IRRIGATED ACRES HARV.	3,600	62
YIELD - BU./ACRE	54.0	47
PROD. - BU.	194,700	62
ACRES HARV. FOR SILAGE	1/	
YIELD - TONS/ACRE	1/	
PROD. - TONS	1/	
FARM VALUE	1/	

SUNFLOWERS 2000

ACRES PLANTED	1/	
ACRES HARVESTED	1/	
YIELD - LB./ACRE	1/	
PROD. - LB.	1/	
FARM VALUE	1/	

SOYBEANS 2000

ACRES PLANTED	11,600	65
ACRES HARVESTED	10,600	65
YIELD - BU./ACRE	26.0	44
PROD. - BU.	273,700	62
FARM VALUE	\$1,315,000	62
IRRIGATED ACRES HARV.	1/	
YIELD - BU./ACRE	1/	
PROD. - BU.	1/	
NON-IRRIGATED ACRES HARV.	1/	
YIELD - BU./ACRE	1/	
PROD. - BU.	1/	

ALFALFA HAY 2000

ACRES HARVESTED	3,000	82
YIELD - TONS/ACRE	2.8	74
PROD. - TONS	8,500	83
FARM VALUE	\$700,500	84

ALL OTHER HAY 2000

ACRES HARVESTED	16,800	42
YIELD - TONS/ACRE	1.3	78
PROD. - TONS	22,200	53
FARM VALUE	\$1,458,500	47

ALL HAY 2000

ACRES HARVESTED	19,800	63
YIELD - TONS/ACRE	1.6	83
PROD. - TONS	30,700	88
FARM VALUE	\$2,159,000	89
PASTURE ACREAGE-1997 CENSUS OF AG	272,000	12

LIVESTOCK INVENTORIES

ALL CATTLE, JAN. 1, 2001	43,700	60
COWS THAT HAVE CALVED	19,100	28
BEEF	2/	
MILK	2/	
OTHER CATTLE	24,600	66
CATTLE ON FEED-JAN. 1, 2001	2/	
CALVES BORN - 2000	17,500	29
HOGS - DEC. 1, 2000	2/	
ALL SHEEP AND LAMBS, JAN 1, 2001	2/	
CHICKENS, DEC. 1, 2000	2/	

INVENTORY VALUES

CATTLE AND CALVES-JAN. 1, 2001	\$30,155,000	60
HOGS AND PIGS-DEC. 1, 2000	2/	
SHEEP AND LAMBS-JAN. 1, 2001	2/	
CHICKENS-DEC. 1, 2000	2/	

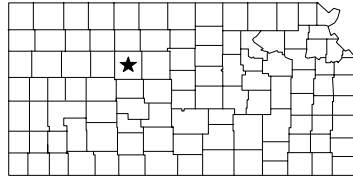
PRODUCTION

MILK-2000-1,000 LBS.	2/	
FARM VALUE	2/	
EGGS-2000 (000)	2/	
FARM VALUE	2/	

1/ DATA NOT PUBLISHED FOR ALL PRACTICES BECAUSE OF INSUFFICIENT REPORTS OR RELATIVE UNIMPORTANCE OF SOME PRACTICES.

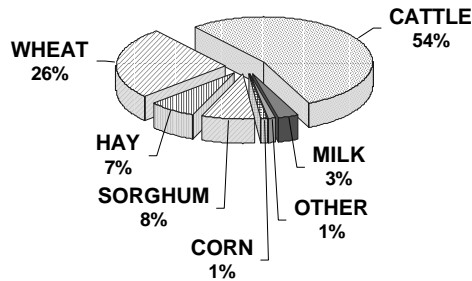
2/ DATA NOT PUBLISHED TO AVOID DISCLOSURE OF INDIVIDUAL REPORTS.

FARM FACTS 2000-2001



RANK IN
STATE

VALUE OF PRODUCTION ELLIS COUNTY



		RANK IN STATE
POPULATION-2000-U.S. CENSUS EST.	27,507	22
NO. OF FARMS 2000	710	34
LAND IN FARMS 2000-ACRES	547,000	28
ACRES HARVESTED 2000	175,480	64
VALUE OF CROPS HARV. 2000	\$18,184,300	74
VALUE OF LIVESTOCK PROD. 2000	\$24,288,404	40
PRECIPITATION JAN.-DEC. 2000-IN.	21.78	70
PRECIPITATION LONGTIME AVERAGE-IN.	21.80	80

<u>WHEAT 2000</u>		
ACRES SEEDED IN 1999	121,000	37
ACRES HARVESTED IN 2000	116,400	36
YIELD-BU./ACRE	34.0	81
PROD.-BU.	4,015,000	38
FARM VALUE	\$10,965,000	37
IRRIGATED ACRES HARV.	1/	
YIELD - BU./ACRE	1/	
PROD. - BU.	1/	
CONT. CROP DRYLAND ACRES HARV.	48,300	33
YIELD - BU./ACRE	32.0	77
PROD. - BU.	1,522,000	37
SUMMER FALLOW ACRES HARV.	68,100	24
YIELD - BU./ACRE	37.0	28
PROD. - BU.	2,493,000	24

<u>CORN 2000</u>		
ACRES PLANTED	4,000	95
ACRES HARV. FOR GRAIN	3,100	94
YIELD - BU./ACRE	77.0	90
PROD. - BU.	238,000	98
FARM VALUE	\$480,700	98
IRRIGATED ACRES HARV.	400	63
YIELD - BU./ACRE	213.0	1
PROD. - BU.	85,000	62
NON-IRRIGATED ACRES HARV.	2,700	50
YIELD - BU./ACRE	57.0	36
PROD. - BU.	153,000	53
ACRES HARV. FOR SILAGE	500	76
YIELD - TONS/ACRE	7.0	92
PROD. - TONS	3,500	82
FARM VALUE	\$64,900	83

<u>SORGHUM 2000</u>		
ACRES PLANTED	36,300	38
ACRES HARV. FOR GRAIN	32,200	39
YIELD - BU./ACRE	57.0	60
PROD. - BU.	1,844,900	39
FARM VALUE	\$3,301,500	39
IRRIGATED ACRES HARV.	1/	
YIELD - BU./ACRE	1/	
PROD. - BU.	1/	
NON-IRRIGATED ACRES HARV.	1/	
YIELD - BU./ACRE	1/	
PROD. - BU.	1/	
ACRES HARV. FOR SILAGE	500	39
YIELD - TONS/ACRE	8.8	71
PROD. - TONS	4,400	41
FARM VALUE	\$69,600	42

<u>SUNFLOWERS 2000</u>		
ACRES PLANTED	1/	
ACRES HARVESTED	1/	
YIELD - LB./ACRE	1/	
PROD. - LB.	1/	
FARM VALUE	1/	

<u>SOYBEANS 2000</u>		
ACRES PLANTED	1,300	97
ACRES HARVESTED	1,200	97
YIELD - BU./ACRE	27.0	42
PROD. - BU.	32,800	95
FARM VALUE	\$156,000	95
IRRIGATED ACRES HARV.	200	32
YIELD - BU./ACRE	49.0	11
PROD. - BU.	9,800	32
NON-IRRIGATED ACRES HARV.	1,000	33
YIELD - BU./ACRE	23.0	2
PROD. - BU.	23,000	32

<u>ALFALFA HAY 2000</u>		
ACRES HARVESTED	4,900	60
YIELD - TONS/ACRE	3.1	62
PROD. - TONS	15,400	66
FARM VALUE	\$1,283,000	65

<u>ALL OTHER HAY 2000</u>		
ACRES HARVESTED	13,200	53
YIELD - TONS/ACRE	1.9	21
PROD. - TONS	24,600	47
FARM VALUE	\$1,546,500	42

<u>ALL HAY 2000</u>		
ACRES HARVESTED	18,100	69
YIELD - TONS/ACRE	2.2	53
PROD. - TONS	40,000	74
FARM VALUE	\$2,829,500	68
PASTURE ACREAGE-1997 CENSUS OF AG	229,000	21

<u>LIVESTOCK INVENTORIES</u>		
ALL CATTLE, JAN. 1, 2001	68,200	23
COWS THAT HAVE CALVED	21,800	14
BEEF	21,100	12
MILK	700	20
OTHER CATTLE	46,400	27
CATTLE ON FEED-JAN. 1, 2001	2/	
CALVES BORN - 2000	20,100	15
HOGS - DEC. 1, 2000	2/	
ALL SHEEP AND LAMBS, JAN 1, 2001	2/	
CHICKENS, DEC. 1, 2000	2/	

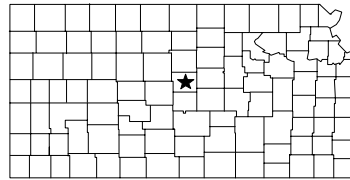
<u>INVENTORY VALUES</u>		
CATTLE AND CALVES-JAN. 1, 2001	\$47,055,000	23
HOGS AND PIGS-DEC. 1, 2000	2/	
SHEEP AND LAMBS-JAN. 1, 2001	2/	
CHICKENS-DEC. 1, 2000	2/	

<u>PRODUCTION</u>		
MILK-2000-1,000 LBS.	10,600	22
FARM VALUE	\$1,229,600	22
EGGS-2000 (000)	2/	
FARM VALUE	2/	

1/ DATA NOT PUBLISHED FOR ALL PRACTICES BECAUSE OF INSUFFICIENT REPORTS OR RELATIVE UNIMPORTANCE OF SOME PRACTICES.

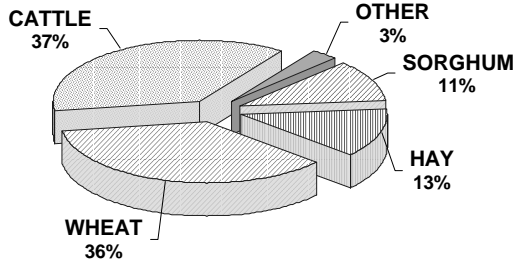
2/ DATA NOT PUBLISHED TO AVOID DISCLOSURE OF INDIVIDUAL REPORTS.

FARM FACTS 1999-2000



RANK IN
STATE

VALUE OF PRODUCTION ELLSWORTH COUNTY



53

RANK IN
STATE

POPULATION-2000-U.S. CENSUS EST.	6,525	60
NO. OF FARMS 2000	440	73
LAND IN FARMS 2000-ACRES	428,000	62
ACRES HARVESTED 2000	161,710	71
VALUE OF CROPS HARV. 2000	\$19,007,800	70
VALUE OF LIVESTOCK PROD. 2000	\$11,730,504	84
PRECIPITATION JAN.-DEC. 2000-IN.	30.31	38
PRECIPITATION LONGTIME AVERAGE-IN.	27.88	57

WHEAT 2000

ACRES SEEDED IN 1999	102,000	48
ACRES HARVESTED IN 2000	97,600	48
YIELD-BU./ACRE	42.0	19
PROD.-BU.	4,096,000	36
FARM VALUE	\$11,185,000	34
IRRIGATED ACRES HARV.	1/	
YIELD - BU./ACRE	1/	
PROD. - BU.	1/	
CONT. CROP DRYLAND ACRES HARV.	77,700	25
YIELD - BU./ACRE	42.0	15
PROD. - BU.	3,231,700	23
SUMMER FALLOW ACRES HARV.	19,900	49
YIELD - BU./ACRE	43.0	11
PROD. - BU.	864,300	48

CORN 2000

ACRES PLANTED	1,300	102
ACRES HARV. FOR GRAIN	1,200	102
YIELD - BU./ACRE	84.0	87
PROD. - BU.	101,000	104
FARM VALUE	\$204,000	104
IRRIGATED ACRES HARV.	300	64
YIELD - BU./ACRE	123.0	60
PROD. - BU.	37,000	64
NON-IRRIGATED ACRES HARV.	900	61
YIELD - BU./ACRE	71.0	23
PROD. - BU.	64,000	61
ACRES HARV. FOR SILAGE	100	93
YIELD - TONS/ACRE	13.0	43
PROD. - TONS	1,300	94
FARM VALUE	\$24,100	95

SORGHUM 2000

ACRES PLANTED	30,900	47
ACRES HARV. FOR GRAIN	28,300	46
YIELD - BU./ACRE	63.0	45
PROD. - BU.	1,795,200	41
FARM VALUE	\$3,212,600	40
IRRIGATED ACRES HARV.	1/	
YIELD - BU./ACRE	1/	
PROD. - BU.	1/	
NON-IRRIGATED ACRES HARV.	1/	
YIELD - BU./ACRE	1/	
PROD. - BU.	1/	
ACRES HARV. FOR SILAGE	100	73
YIELD - TONS/ACRE	12.0	8
PROD. - TONS	1,200	73
FARM VALUE	\$19,000	73

SUNFLOWERS 2000

ACRES PLANTED	1/	
ACRES HARVESTED	1/	
YIELD - LB./ACRE	1/	
PROD. - LB.	1/	
FARM VALUE	1/	

SOYBEANS 2000

ACRES PLANTED	4,100	84
ACRES HARVESTED	3,800	84
YIELD - BU./ACRE	16.0	72
PROD. - BU.	60,400	90
FARM VALUE	\$288,000	90
IRRIGATED ACRES HARV.	200	32
YIELD - BU./ACRE	42.0	20
PROD. - BU.	8,400	33
NON-IRRIGATED ACRES HARV.	3,600	27
YIELD - BU./ACRE	14.0	21
PROD. - BU.	52,000	28

ALFALFA HAY 2000

ACRES HARVESTED	8,500	37
YIELD - TONS/ACRE	3.0	66
PROD. - TONS	25,800	41
FARM VALUE	\$2,150,000	41

ALL OTHER HAY 2000

ACRES HARVESTED	21,100	33
YIELD - TONS/ACRE	1.4	63
PROD. - TONS	29,500	39
FARM VALUE	\$1,854,500	37

ALL HAY 2000

ACRES HARVESTED	29,600	40
YIELD - TONS/ACRE	1.9	66
PROD. - TONS	55,300	48
FARM VALUE	\$4,004,500	45
PASTURE ACREAGE-1997 CENSUS OF AG	165,000	45

LIVESTOCK INVENTORIES

ALL CATTLE, JAN. 1, 2001	43,600	61
COWS THAT HAVE CALVED	18,050	37
BEEF	2/	
MILK	2/	
OTHER CATTLE	25,550	64
CATTLE ON FEED-JAN. 1, 2001	2/	
CALVES BORN - 2000	17,600	27
HOGS - DEC. 1, 2000	1,100	51
ALL SHEEP AND LAMBS, JAN 1, 2001	2/	
CHICKENS, DEC. 1, 2000	2/	

INVENTORY VALUES

CATTLE AND CALVES-JAN. 1, 2001	\$30,085,000	61
HOGS AND PIGS-DEC. 1, 2000	\$77,000	51
SHEEP AND LAMBS-JAN. 1, 2001	2/	
CHICKENS-DEC. 1, 2000	2/	

PRODUCTION

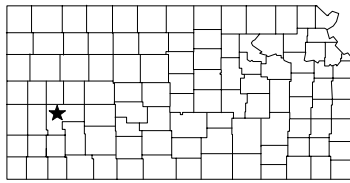
MILK-2000-1,000 LBS.	2/	
FARM VALUE	2/	
EGGS-2000 (000)	2/	
FARM VALUE	2/	

1/ DATA NOT PUBLISHED FOR ALL PRACTICES BECAUSE OF INSUFFICIENT REPORTS OR RELATIVE UNIMPORTANCE OF SOME PRACTICES.

2/ DATA NOT PUBLISHED TO AVOID DISCLOSURE OF INDIVIDUAL REPORTS.

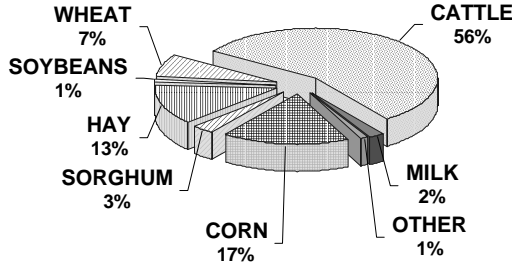
08/01 053

FARM FACTS 2000-2001



RANK IN
STATE

VALUE OF PRODUCTION FINNEY COUNTY



SORGHUM 2000

ACRES PLANTED	59,400	20
ACRES HARV. FOR GRAIN	57,800	17
YIELD - BU./ACRE	62.0	48
PROD. - BU.	3,597,000	16
FARM VALUE	\$6,580,900	16
IRRIGATED ACRES HARV.	4,400	4
YIELD - BU./ACRE	100.0	3
PROD. - BU.	441,600	4
NON-IRRIGATED ACRES HARV.	53,400	7
YIELD - BU./ACRE	59.0	41
PROD. - BU.	3,155,400	7
ACRES HARV. FOR SILAGE	100	73
YIELD - TONS/ACRE	10.0	37
PROD. - TONS	1,000	78
FARM VALUE	\$16,800	79

SUNFLOWERS 2000

ACRES PLANTED	1/
ACRES HARVESTED	1/
YIELD - LB./ACRE	1/
PROD. - LB.	1/
FARM VALUE	1/

SOYBEANS 2000

ACRES PLANTED	13,500	63
ACRES HARVESTED	13,400	58
YIELD - BU./ACRE	47.0	3
PROD. - BU.	628,000	29
FARM VALUE	\$2,923,000	29
IRRIGATED ACRES HARV.	1/	
YIELD - BU./ACRE	1/	
PROD. - BU.	1/	
NON-IRRIGATED ACRES HARV.	1/	
YIELD - BU./ACRE	1/	
PROD. - BU.	1/	

ALFALFA HAY 2000

ACRES HARVESTED	46,000	1
YIELD - TONS/ACRE	7.0	3
PROD. - TONS	322,000	1
FARM VALUE	\$27,530,000	1

ALL OTHER HAY 2000

ACRES HARVESTED	3,200	91
YIELD - TONS/ACRE	1.8	33
PROD. - TONS	5,800	90
FARM VALUE	\$357,000	91

ALL HAY 2000

ACRES HARVESTED	49,200	13
YIELD - TONS/ACRE	6.7	1
PROD. - TONS	327,800	1
FARM VALUE	\$27,887,000	1
PASTURE ACREAGE-1997 CENSUS OF AG	132,000	65

LIVESTOCK INVENTORIES

ALL CATTLE, JAN. 1, 2001	282,000	2
COWS THAT HAVE CALVED	11,300	76
BEEF	2/	
MILK	2/	
OTHER CATTLE	270,700	2
CATTLE ON FEED-JAN. 1, 2001	201,000	3
CALVES BORN - 2000	9,600	81
HOGS - DEC. 1, 2000	2/	
ALL SHEEP AND LAMBS, JAN 1, 2001	2/	
CHICKENS, DEC. 1, 2000	2/	

INVENTORY VALUES

CATTLE AND CALVES-JAN. 1, 2001	\$194,580,000	2
HOGS AND PIGS-DEC. 1, 2000	2/	
SHEEP AND LAMBS-JAN. 1, 2001	2/	
CHICKENS-DEC. 1, 2000	2/	

PRODUCTION

MILK-2000-1,000 LBS.	2/
FARM VALUE	2/
EGGS-2000 (000)	2/
FARM VALUE	2/

1/ DATA NOT PUBLISHED FOR ALL PRACTICES BECAUSE OF INSUFFICIENT REPORTS OR RELATIVE UNIMPORTANCE OF SOME PRACTICES.

2/ DATA NOT PUBLISHED TO AVOID DISCLOSURE OF INDIVIDUAL REPORTS.

RANK IN
STATE

POPULATION-2000-U.S. CENSUS EST.	40,523	11
NO. OF FARMS 2000	520	53
LAND IN FARMS 2000-ACRES	750,000	2
ACRES HARVESTED 2000	385,230	3
VALUE OF CROPS HARV. 2000	\$92,894,800	1
VALUE OF LIVESTOCK PROD. 2000	\$130,104,101	1
PRECIPITATION JAN.-DEC. 2000-IN.	17.70	92
PRECIPITATION LONGTIME AVERAGE-IN.	19.39	91

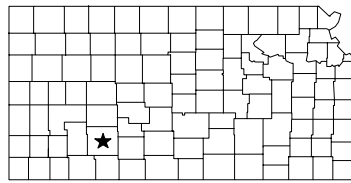
WHEAT 2000

ACRES SEEDED IN 1999	175,000	11
ACRES HARVESTED IN 2000	160,300	14
YIELD-BU./ACRE	38.0	51
PROD-BU.	6,106,000	11
FARM VALUE	\$16,440,000	11
IRRIGATED ACRES HARV.	52,100	2
YIELD - BU./ACRE	43.0	17
PROD. - BU.	2,221,400	2
CONT. CROP DRYLAND ACRES HARV.	13,500	76
YIELD - BU./ACRE	24.0	99
PROD. - BU.	317,800	86
SUMMER FALLOW ACRES HARV.	94,700	15
YIELD - BU./ACRE	38.0	25
PROD. - BU.	3,566,800	9

CORN 2000

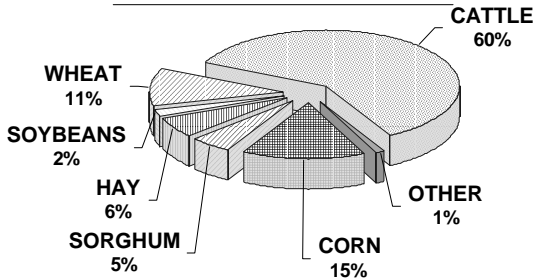
ACRES PLANTED	100,500	6
ACRES HARV. FOR GRAIN	97,800	6
YIELD - BU./ACRE	174.0	6
PROD. - BU.	17,022,000	4
FARM VALUE	\$37,277,000	4
IRRIGATED ACRES HARV.	92,500	4
YIELD - BU./ACRE	180.0	11
PROD. - BU.	16,691,000	4
NON-IRRIGATED ACRES HARV.	5,300	39
YIELD - BU./ACRE	62.0	31
PROD. - BU.	331,000	38
ACRES HARV. FOR SILAGE	2,500	22
YIELD - TONS/ACRE	23.9	2
PROD. - TONS	59,700	8
FARM VALUE	\$1,215,900	8

FARM FACTS 2000-2001



RANK IN
STATE

VALUE OF PRODUCTION FORD COUNTY



57

RANK IN
STATE

POPULATION-2000-U.S. CENSUS EST.	32,458	17
NO. OF FARMS 2000	740	30
LAND IN FARMS 2000-ACRES	680,000	7
ACRES HARVESTED 2000	335,870	10
VALUE OF CROPS HARV. 2000	\$56,403,800	7
VALUE OF LIVESTOCK PROD. 2000	\$85,285,903	5
PRECIPITATION JAN.-DEC. 2000-IN.	23.23	67
PRECIPITATION LONGTIME AVERAGE-IN.	21.49	83

WHEAT 2000

ACRES SEEDDED IN 1999	188,000	8
ACRES HARVESTED IN 2000	178,600	8
YIELD-BU./ACRE	33.0	86
PROD.-BU.	5,873,000	12
FARM VALUE	\$15,805,000	13
IRRIGATED ACRES HARV.	14,000	11
YIELD - BU./ACRE	36.0	41
PROD. - BU.	502,500	14
CONT. CROP DRYLAND ACRES HARV.	32,400	48
YIELD - BU./ACRE	29.0	90
PROD. - BU.	937,300	53
SUMMER FALLOW ACRES HARV.	132,200	4
YIELD - BU./ACRE	34.0	43
PROD. - BU.	4,433,200	4

CORN 2000

ACRES PLANTED	55,800	23
ACRES HARV. FOR GRAIN	54,400	20
YIELD - BU./ACRE	181.0	4
PROD. - BU.	9,822,000	15
FARM VALUE	\$21,509,500	14
IRRIGATED ACRES HARV.	52,000	11
YIELD - BU./ACRE	186.0	10
PROD. - BU.	9,678,000	12
NON-IRRIGATED ACRES HARV.	2,400	53
YIELD - BU./ACRE	60.0	35
PROD. - BU.	144,000	54
ACRES HARV. FOR SILAGE	1,100	52
YIELD - TONS/ACRE	20.1	13
PROD. - TONS	22,100	31
FARM VALUE	\$450,100	29

SORGHUM 2000

ACRES PLANTED	70,700	10
ACRES HARV. FOR GRAIN	67,800	9
YIELD - BU./ACRE	60.0	54
PROD. - BU.	4,082,500	13
FARM VALUE	\$7,469,100	11
IRRIGATED ACRES HARV.	4,500	3
YIELD - BU./ACRE	99.0	5
PROD. - BU.	445,500	3
NON-IRRIGATED ACRES HARV.	63,300	2
YIELD - BU./ACRE	57.0	43
PROD. - BU.	3,637,000	5
ACRES HARV. FOR SILAGE	700	33
YIELD - TONS/ACRE	6.9	90
PROD. - TONS	4,800	38
FARM VALUE	\$80,800	39

SUNFLOWERS 2000

ACRES PLANTED	1/
ACRES HARVESTED	1/
YIELD - LB./ACRE	1/
PROD. - LB.	1/
FARM VALUE	1/

SOYBEANS 2000

ACRES PLANTED	11,400	66
ACRES HARVESTED	11,300	62
YIELD - BU./ACRE	43.0	8
PROD. - BU.	482,400	45
FARM VALUE	\$2,245,000	46
IRRIGATED ACRES HARV.	1/	
YIELD - BU./ACRE	1/	
PROD. - BU.	1/	
NON-IRRIGATED ACRES HARV.	1/	
YIELD - BU./ACRE	1/	
PROD. - BU.	1/	

ALFALFA HAY 2000

ACRES HARVESTED	15,000	17
YIELD - TONS/ACRE	6.3	8
PROD. - TONS	94,500	6
FARM VALUE	\$8,079,500	6

ALL OTHER HAY 2000

ACRES HARVESTED	4,700	82
YIELD - TONS/ACRE	2.0	15
PROD. - TONS	9,600	77
FARM VALUE	\$590,500	76

ALL HAY 2000

ACRES HARVESTED	19,700	64
YIELD - TONS/ACRE	5.3	9
PROD. - TONS	104,100	11
FARM VALUE	\$8,670,000	7
PASTURE ACREAGE-1997 CENSUS OF AG	171,000	39

LIVESTOCK INVENTORIES

ALL CATTLE, JAN. 1, 2001	187,000	4
COWS THAT HAVE CALVED	10,600	79
BEEF	2/	
MILK	2/	
OTHER CATTLE	176,400	4
CATTLE ON FEED-JAN. 1, 2001	133,500	5
CALVES BORN - 2000	9,700	79
HOGS - DEC. 1, 2000	2/	
ALL SHEEP AND LAMBS, JAN 1, 2001	2/	
CHICKENS, DEC. 1, 2000	2/	

INVENTORY VALUES

CATTLE AND CALVES-JAN. 1, 2001	\$129,030,000	4
HOGS AND PIGS-DEC. 1, 2000	2/	
SHEEP AND LAMBS-JAN. 1, 2001	2/	
CHICKENS-DEC. 1, 2000	2/	

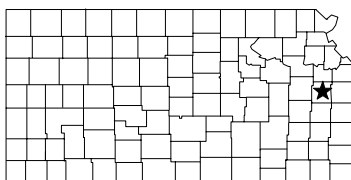
PRODUCTION

MILK-2000-1,000 LBS.	2/
FARM VALUE	2/
EGGS-2000 (000)	2/
FARM VALUE	2/

1/ DATA NOT PUBLISHED FOR ALL PRACTICES BECAUSE OF INSUFFICIENT REPORTS OR RELATIVE UNIMPORTANCE OF SOME PRACTICES.

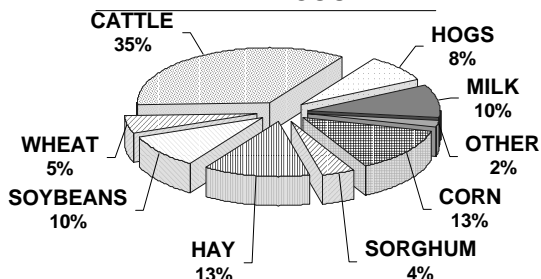
2/ DATA NOT PUBLISHED TO AVOID DISCLOSURE OF INDIVIDUAL REPORTS.

FARM FACTS 2000-2001



RANK IN
STATE

VALUE OF PRODUCTION FRANKLIN COUNTY



SORGHUM 2000

ACRES PLANTED	12,400	80
ACRES HARV. FOR GRAIN	11,600	81
YIELD - BU./ACRE	65.0	42
PROD. - BU.	758,600	78
FARM VALUE	\$1,258,900	78
IRRIGATED ACRES HARV.	1/	
YIELD - BU./ACRE	1/	
PROD. - BU.	1/	
NON-IRRIGATED ACRES HARV.	11,600	48
YIELD - BU./ACRE	65.0	35
PROD. - BU.	758,600	43
ACRES HARV. FOR SILAGE	100	73
YIELD - TONS/ACRE	9.0	62
PROD. - TONS	900	83
FARM VALUE	\$13,300	86

SUNFLOWERS 2000

ACRES PLANTED	1/
ACRES HARVESTED	1/
YIELD - LB./ACRE	1/
PROD. - LB.	1/
FARM VALUE	1/

SOYBEANS 2000

ACRES PLANTED	71,700	9
ACRES HARVESTED	63,300	7
YIELD - BU./ACRE	10.0	97
PROD. - BU.	629,800	28
FARM VALUE	\$3,004,000	28
IRRIGATED ACRES HARV.	1/	
YIELD - BU./ACRE	1/	
PROD. - BU.	1/	
NON-IRRIGATED ACRES HARV.	1/	
YIELD - BU./ACRE	1/	
PROD. - BU.	1/	

ALFALFA HAY 2000

ACRES HARVESTED	3,400	75
YIELD - TONS/ACRE	2.1	100
PROD. - TONS	7,300	87
FARM VALUE	\$653,000	87

ALL OTHER HAY 2000

ACRES HARVESTED	40,600	12
YIELD - TONS/ACRE	1.1	90
PROD. - TONS	46,500	18
FARM VALUE	\$3,215,000	15

ALL HAY 2000

ACRES HARVESTED	44,000	17
YIELD - TONS/ACRE	1.2	102
PROD. - TONS	53,800	52
FARM VALUE	\$3,868,000	48
PASTURE ACREAGE-1997 CENSUS OF AG	119,000	76

LIVESTOCK INVENTORIES

ALL CATTLE, JAN. 1, 2001	36,000	76
COWS THAT HAVE CALVED	17,500	42
BEEF	15,900	33
MILK	1,600	8
OTHER CATTLE	18,500	84
CATTLE ON FEED-JAN. 1, 2001	2/	
CALVES BORN - 2000	16,000	41
HOGS - DEC. 1, 2000	11,500	24
ALL SHEEP AND LAMBS, JAN 1, 2001	2/	
CHICKENS, DEC. 1, 2000	2/	

INVENTORY VALUES

CATTLE AND CALVES-JAN. 1, 2001	\$24,840,000	76
HOGS AND PIGS-DEC. 1, 2000	\$805,000	24
SHEEP AND LAMBS-JAN. 1, 2001	2/	
CHICKENS-DEC. 1, 2000	2/	

PRODUCTION

MILK-2000-1,000 LBS.	26,200	8
FARM VALUE	\$3,039,200	8
EGGS-2000 (000)	2/	
FARM VALUE	2/	

1/ DATA NOT PUBLISHED FOR ALL PRACTICES BECAUSE OF INSUFFICIENT REPORTS OR RELATIVE UNIMPORTANCE OF SOME PRACTICES.

2/ DATA NOT PUBLISHED TO AVOID DISCLOSURE OF INDIVIDUAL REPORTS.

08/01 059

RANK IN
STATE

POPULATION-2000-U.S. CENSUS EST.	24,784	24
NO. OF FARMS 2000	960	14
LAND IN FARMS 2000-ACRES	314,000	88
ACRES HARVESTED 2000	158,140	75
VALUE OF CROPS HARV. 2000	\$13,755,200	85
VALUE OF LIVESTOCK PROD. 2000	\$15,501,513	68
PRECIPITATION JAN.-DEC. 2000-IN.	31.74	35
PRECIPITATION LONGTIME AVERAGE-IN.	38.86	16

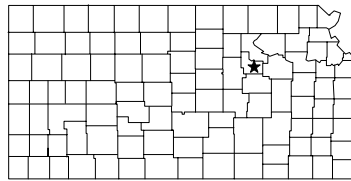
WHEAT 2000

ACRES SEEDED IN 1999	14,800	86
ACRES HARVESTED IN 2000	14,400	85
YIELD-BU./ACRE	41.0	25
PROD.-BU.	596,000	86
FARM VALUE	\$1,585,000	86
IRRIGATED ACRES HARV.	1/	
YIELD - BU./ACRE	1/	
PROD. - BU.	1/	
CONT. CROP DRYLAND ACRES HARV.	14,400	73
YIELD - BU./ACRE	41.0	22
PROD. - BU.	596,000	67
SUMMER FALLOW ACRES HARV.	1/	
YIELD - BU./ACRE	1/	
PROD. - BU.	1/	

CORN 2000

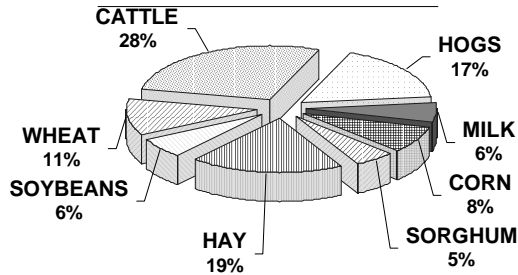
ACRES PLANTED	23,800	49
ACRES HARV. FOR GRAIN	22,400	48
YIELD - BU./ACRE	92.0	78
PROD. - BU.	2,052,000	53
FARM VALUE	\$3,734,500	53
IRRIGATED ACRES HARV.	1/	
YIELD - BU./ACRE	1/	
PROD. - BU.	1/	
NON-IRRIGATED ACRES HARV.	1/	
YIELD - BU./ACRE	1/	
PROD. - BU.	1/	
ACRES HARV. FOR SILAGE	1,000	55
YIELD - TONS/ACRE	8.7	84
PROD. - TONS	8,700	68
FARM VALUE	\$149,100	69

FARM FACTS 2000-2001



RANK IN
STATE

VALUE OF PRODUCTION GEARY COUNTY



61

RANK IN
STATE

POPULATION-2000-U.S. CENSUS EST.	27,947	21
NO. OF FARMS 2000	250	101
LAND IN FARMS 2000-ACRES	162,000	103
ACRES HARVESTED 2000	58,960	102
VALUE OF CROPS HARV. 2000	\$8,232,800	100
VALUE OF LIVESTOCK PROD. 2000	\$8,593,201	99
PRECIPITATION JAN.-DEC. 2000-IN.	28.12	51
PRECIPITATION LONGTIME AVERAGE-IN.	31.98	40

WHEAT 2000

ACRES SEEDED IN 1999	15,900	84
ACRES HARVESTED IN 2000	15,500	82
YIELD-BU./ACRE	44.0	6
PROD.-BU.	675,000	83
FARM VALUE	\$1,795,000	83
IRRIGATED ACRES HARV.	1/	
YIELD - BU./ACRE	1/	
PROD. - BU.	1/	
CONT. CROP DRYLAND ACRES HARV.	15,500	69
YIELD - BU./ACRE	44.0	6
PROD. - BU.	675,000	60
SUMMER FALLOW ACRES HARV.	1/	
YIELD - BU./ACRE	1/	
PROD. - BU.	1/	

CORN 2000

ACRES PLANTED	5,900	91
ACRES HARV. FOR GRAIN	5,500	88
YIELD - BU./ACRE	123.0	36
PROD. - BU.	677,000	83
FARM VALUE	\$1,232,100	85
IRRIGATED ACRES HARV.	1/	
YIELD - BU./ACRE	1/	
PROD. - BU.	1/	
NON-IRRIGATED ACRES HARV.	1/	
YIELD - BU./ACRE	1/	
PROD. - BU.	1/	
ACRES HARV. FOR SILAGE	200	85
YIELD - TONS/ACRE	11.0	56
PROD. - TONS	2,200	89
FARM VALUE	\$37,700	90

SORGHUM 2000

ACRES PLANTED	7,000	90
ACRES HARV. FOR GRAIN	6,600	88
YIELD - BU./ACRE	79.0	14
PROD. - BU.	521,400	85
FARM VALUE	\$865,300	86
IRRIGATED ACRES HARV.	1/	
YIELD - BU./ACRE	1/	
PROD. - BU.	1/	
NON-IRRIGATED ACRES HARV.	6,600	54
YIELD - BU./ACRE	79.0	14
PROD. - BU.	521,400	51
ACRES HARV. FOR SILAGE	300	49
YIELD - TONS/ACRE	10.3	31
PROD. - TONS	3,100	51
FARM VALUE	\$45,900	55

SUNFLOWERS 2000

ACRES PLANTED	1/
ACRES HARVESTED	1/
YIELD - LB./ACRE	1/
PROD. - LB.	1/
FARM VALUE	1/

SOYBEANS 2000

ACRES PLANTED	14,300	59
ACRES HARVESTED	10,700	64
YIELD - BU./ACRE	19.0	64
PROD. - BU.	205,200	69
FARM VALUE	\$979,000	69
IRRIGATED ACRES HARV.	1/	
YIELD - BU./ACRE	1/	
PROD. - BU.	1/	
NON-IRRIGATED ACRES HARV.	1/	
YIELD - BU./ACRE	1/	
PROD. - BU.	1/	

ALFALFA HAY 2000

ACRES HARVESTED	7,000	47
YIELD - TONS/ACRE	2.5	85
PROD. - TONS	17,800	62
FARM VALUE	\$1,592,500	58

ALL OTHER HAY 2000

ACRES HARVESTED	12,000	58
YIELD - TONS/ACRE	1.9	21
PROD. - TONS	23,300	49
FARM VALUE	\$1,611,000	40

ALL HAY 2000

ACRES HARVESTED	19,000	66
YIELD - TONS/ACRE	2.2	53
PROD. - TONS	41,100	71
FARM VALUE	\$3,203,500	62
PASTURE ACREAGE-1997 CENSUS OF AG	91,000	87

LIVESTOCK INVENTORIES

ALL CATTLE, JAN. 1, 2001	19,700	98
COWS THAT HAVE CALVED	9,700	85
BEEF	2/	
MILK	2/	
OTHER CATTLE	10,000	99
CATTLE ON FEED-JAN. 1, 2001	2/	
CALVES BORN - 2000	8,500	84
HOGS - DEC. 1, 2000	2/	
ALL SHEEP AND LAMBS, JAN 1, 2001	2/	
CHICKENS, DEC. 1, 2000	2/	

INVENTORY VALUES

CATTLE AND CALVES-JAN. 1, 2001	\$13,590,000	98
HOGS AND PIGS-DEC. 1, 2000	2/	
SHEEP AND LAMBS-JAN. 1, 2001	2/	
CHICKENS-DEC. 1, 2000	2/	

PRODUCTION

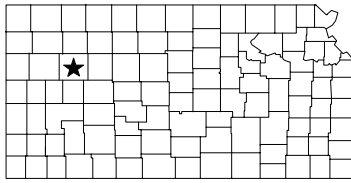
MILK-2000-1,000 LBS.	2/
FARM VALUE	2/
EGGS-2000 (000)	2/
FARM VALUE	2/

1/ DATA NOT PUBLISHED FOR ALL PRACTICES BECAUSE OF INSUFFICIENT REPORTS OR RELATIVE UNIMPORTANCE OF SOME PRACTICES.

2/ DATA NOT PUBLISHED TO AVOID DISCLOSURE OF INDIVIDUAL REPORTS.

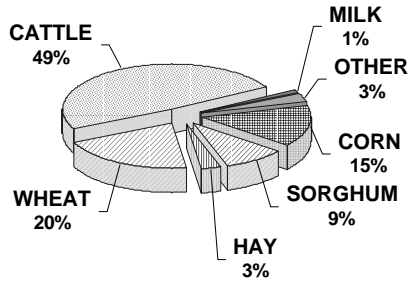
08/01 061

FARM FACTS 2000-2001



RANK IN
STATE

VALUE OF PRODUCTION GOVE COUNTY



SORGHUM 2000

ACRES PLANTED	53,500	24
ACRES HARV. FOR GRAIN	48,100	21
YIELD - BU./ACRE	53.0	70
PROD. - BU.	2,566,000	21
FARM VALUE	\$4,463,700	21
IRRIGATED ACRES HARV.	800	22
YIELD - BU./ACRE	88.0	27
PROD. - BU.	70,700	22
NON-IRRIGATED ACRES HARV.	47,300	8
YIELD - BU./ACRE	53.0	49
PROD. - BU.	2,495,300	10
ACRES HARV. FOR SILAGE	3,500	2
YIELD - TONS/ACRE	10.7	23
PROD. - TONS	37,400	2
FARM VALUE	\$649,000	2

SUNFLOWERS 2000

ACRES PLANTED	1/
ACRES HARVESTED	1/
YIELD - LB./ACRE	1/
PROD. - LB.	1/
FARM VALUE	1/

SOYBEANS 2000

ACRES PLANTED	3,500	87
ACRES HARVESTED	3,400	86
YIELD - BU./ACRE	30.0	32
PROD. - BU.	103,400	80
FARM VALUE	\$481,000	80
IRRIGATED ACRES HARV.	1/	
YIELD - BU./ACRE	1/	
PROD. - BU.	1/	
NON-IRRIGATED ACRES HARV.	1/	
YIELD - BU./ACRE	1/	
PROD. - BU.	1/	

ALFALFA HAY 2000

ACRES HARVESTED	3,200	77
YIELD - TONS/ACRE	3.0	66
PROD. - TONS	9,700	78
FARM VALUE	\$776,000	79

ALL OTHER HAY 2000

ACRES HARVESTED	10,800	62
YIELD - TONS/ACRE	1.8	33
PROD. - TONS	19,400	58
FARM VALUE	\$998,500	62

ALL HAY 2000

ACRES HARVESTED	14,000	79
YIELD - TONS/ACRE	2.1	57
PROD. - TONS	29,100	89
FARM VALUE	\$1,774,500	94
PASTURE ACREAGE-1997 CENSUS OF AG	272,000	12

LIVESTOCK INVENTORIES

ALL CATTLE, JAN. 1, 2001	2/	
COWS THAT HAVE CALVED	2/	
BEEF	2/	
MILK	2/	
OTHER CATTLE	2/	
CATTLE ON FEED-JAN. 1, 2001	2/	
CALVES BORN - 2000	2/	
HOGS - DEC. 1, 2000	2,500	41
ALL SHEEP AND LAMBS, JAN 1, 2001	2/	
CHICKENS, DEC. 1, 2000	2/	

INVENTORY VALUES

CATTLE AND CALVES-JAN. 1, 2001	2/	
HOGS AND PIGS-DEC. 1, 2000	\$175,000	41
SHEEP AND LAMBS-JAN. 1, 2001	2/	
CHICKENS-DEC. 1, 2000	2/	

PRODUCTION

MILK-2000-1,000 LBS.	2/
FARM VALUE	2/
EGGS-2000 (000)	2/
FARM VALUE	2/

1/ DATA NOT PUBLISHED FOR ALL PRACTICES BECAUSE OF INSUFFICIENT REPORTS OR RELATIVE UNIMPORTANCE OF SOME PRACTICES.

2/ DATA NOT PUBLISHED TO AVOID DISCLOSURE OF INDIVIDUAL REPORTS.

08/01 063

RANK IN
STATE

POPULATION-2000-U.S. CENSUS EST.	3,068	91
NO. OF FARMS 2000	460	69
LAND IN FARMS 2000-ACRES	680,000	7
ACRES HARVESTED 2000	243,060	30
VALUE OF CROPS HARV. 2000	\$26,470,500	40
VALUE OF LIVESTOCK PROD. 2000	\$27,581,302	31
PRECIPITATION JAN.-DEC. 2000-IN.	20.77	75
PRECIPITATION LONGTIME AVERAGE-IN.	23.60	71

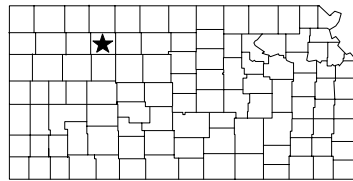
WHEAT 2000

ACRES SEEDED IN 1999	127,000	34
ACRES HARVESTED IN 2000	121,200	34
YIELD-BU./ACRE	34.0	81
PROD-BU.	4,107,000	35
FARM VALUE	\$11,010,000	36
IRRIGATED ACRES HARV.	3,400	30
YIELD - BU./ACRE	40.0	32
PROD. - BU.	136,000	30
CONT. CROP DRYLAND ACRES HARV.	18,900	62
YIELD - BU./ACRE	32.0	77
PROD. - BU.	609,100	66
SUMMER FALLOW ACRES HARV.	98,900	12
YIELD - BU./ACRE	34.0	43
PROD. - BU.	3,361,900	12

CORN 2000

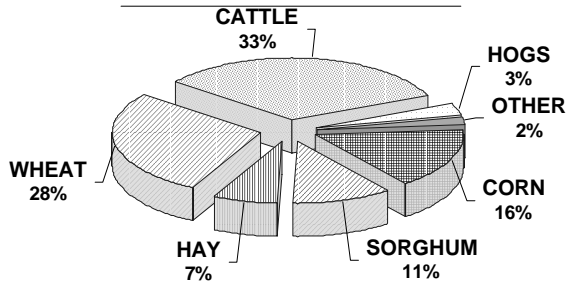
ACRES PLANTED	52,200	25
ACRES HARV. FOR GRAIN	49,100	23
YIELD - BU./ACRE	72.0	97
PROD. - BU.	3,545,000	33
FARM VALUE	\$7,373,400	32
IRRIGATED ACRES HARV.	9,900	34
YIELD - BU./ACRE	134.0	58
PROD. - BU.	1,326,000	35
NON-IRRIGATED ACRES HARV.	39,200	5
YIELD - BU./ACRE	57.0	36
PROD. - BU.	2,219,000	3
ACRES HARV. FOR SILAGE	2,300	23
YIELD - TONS/ACRE	14.0	39
PROD. - TONS	32,100	22
FARM VALUE	\$621,400	22

FARM FACTS 2000-2001



RANK IN
STATE

VALUE OF PRODUCTION GRAHAM COUNTY



65

		RANK IN STATE
POPULATION-2000-U.S. CENSUS EST.	2,946	95
NO. OF FARMS 2000	400	80
LAND IN FARMS 2000-ACRES	518,000	36
ACRES HARVESTED 2000	182,600	60
VALUE OF CROPS HARV. 2000	\$20,408,700	64
VALUE OF LIVESTOCK PROD. 2000	\$11,608,601	85
PRECIPITATION JAN.-DEC. 2000-IN.	20.35	77
PRECIPITATION LONGTIME AVERAGE-IN.	21.05	84

WHEAT 2000

ACRES SEEDDED IN 1999	94,000	55
ACRES HARVESTED IN 2000	92,100	53
YIELD-BU./ACRE	36.0	71
PROD.-BU.	3,291,000	58
FARM VALUE	\$8,925,000	58
IRRIGATED ACRES HARV.	1,500	36
YIELD - BU./ACRE	47.0	9
PROD. - BU.	70,400	34
CONT. CROP DRYLAND ACRES HARV.	26,400	55
YIELD - BU./ACRE	35.0	64
PROD. - BU.	920,700	54
SUMMER FALLOW ACRES HARV.	64,200	25
YIELD - BU./ACRE	36.0	35
PROD. - BU.	2,299,900	26

CORN 2000

ACRES PLANTED	36,700	34
ACRES HARV. FOR GRAIN	35,100	32
YIELD - BU./ACRE	73.0	96
PROD. - BU.	2,574,000	44
FARM VALUE	\$5,096,400	46
IRRIGATED ACRES HARV.	4,600	43
YIELD - BU./ACRE	146.0	48
PROD. - BU.	671,000	43
NON-IRRIGATED ACRES HARV.	30,500	9
YIELD - BU./ACRE	62.0	31
PROD. - BU.	1,903,000	10
ACRES HARV. FOR SILAGE	900	59
YIELD - TONS/ACRE	6.0	98
PROD. - TONS	5,400	76
FARM VALUE	\$101,300	76

SORGHUM 2000

ACRES PLANTED	40,200	36
ACRES HARV. FOR GRAIN	37,900	36
YIELD - BU./ACRE	54.0	64
PROD. - BU.	2,058,700	36
FARM VALUE	\$3,519,300	37
IRRIGATED ACRES HARV.	500	24
YIELD - BU./ACRE	93.0	14
PROD. - BU.	46,400	24
NON-IRRIGATED ACRES HARV.	37,400	14
YIELD - BU./ACRE	54.0	47
PROD. - BU.	2,012,300	16
ACRES HARV. FOR SILAGE	400	41
YIELD - TONS/ACRE	7.8	82
PROD. - TONS	3,100	51
FARM VALUE	\$49,000	51

SUNFLOWERS 2000

ACRES PLANTED	1/
ACRES HARVESTED	1/
YIELD - LB./ACRE	1/
PROD. - LB.	1/
FARM VALUE	1/

SOYBEANS 2000

ACRES PLANTED	2,300	94
ACRES HARVESTED	2,200	91
YIELD - BU./ACRE	30.0	32
PROD. - BU.	66,700	89
FARM VALUE	\$310,000	89
IRRIGATED ACRES HARV.	1/	
YIELD - BU./ACRE	1/	
PROD. - BU.	1/	
NON-IRRIGATED ACRES HARV.	1/	
YIELD - BU./ACRE	1/	
PROD. - BU.	1/	

ALFALFA HAY 2000

ACRES HARVESTED	5,000	57
YIELD - TONS/ACRE	3.9	30
PROD. - TONS	19,500	57
FARM VALUE	\$1,531,500	60

ALL OTHER HAY 2000

ACRES HARVESTED	8,000	69
YIELD - TONS/ACRE	1.6	47
PROD. - TONS	13,100	70
FARM VALUE	\$811,000	70

ALL HAY 2000

ACRES HARVESTED	13,000	84
YIELD - TONS/ACRE	2.5	39
PROD. - TONS	32,600	83
FARM VALUE	\$2,342,500	85
PASTURE ACREAGE-1997 CENSUS OF AG	196,000	32

LIVESTOCK INVENTORIES

ALL CATTLE, JAN. 1, 2001	41,000	67
COWS THAT HAVE CALVED	18,600	33
BEEF	2/	
MILK	2/	
OTHER CATTLE	22,400	73
CATTLE ON FEED-JAN. 1, 2001	2/	
CALVES BORN - 2000	16,400	38
HOGS - DEC. 1, 2000	2/	
ALL SHEEP AND LAMBS, JAN 1, 2001	2/	
CHICKENS, DEC. 1, 2000	2/	

INVENTORY VALUES

CATTLE AND CALVES-JAN. 1, 2001	\$28,290,000	67
HOGS AND PIGS-DEC. 1, 2000	2/	
SHEEP AND LAMBS-JAN. 1, 2001	2/	
CHICKENS-DEC. 1, 2000	2/	

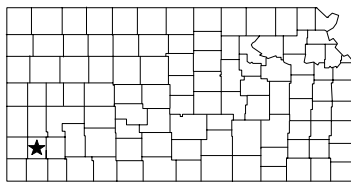
PRODUCTION

MILK-2000-1,000 LBS.	2/
FARM VALUE	2/
EGGS-2000 (000)	2/
FARM VALUE	2/

1/ DATA NOT PUBLISHED FOR ALL PRACTICES BECAUSE OF INSUFFICIENT REPORTS OR RELATIVE UNIMPORTANCE OF SOME PRACTICES.

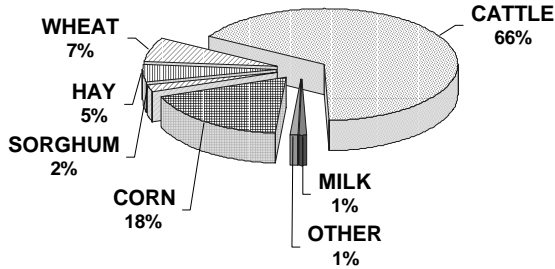
2/ DATA NOT PUBLISHED TO AVOID DISCLOSURE OF INDIVIDUAL REPORTS.

FARM FACTS 2000-2001



RANK IN
STATE

VALUE OF PRODUCTION GRANT COUNTY



SORGHUM 2000

ACRES PLANTED	32,000	42
ACRES HARV. FOR GRAIN	30,300	42
YIELD - BU./ACRE	49.0	79
PROD. - BU.	1,491,900	47
FARM VALUE	\$2,729,500	46
IRRIGATED ACRES HARV.	7,200	1
YIELD - BU./ACRE	93.0	14
PROD. - BU.	673,000	1
NON-IRRIGATED ACRES HARV.	23,100	25
YIELD - BU./ACRE	35.0	63
PROD. - BU.	818,900	41
ACRES HARV. FOR SILAGE	100	73
YIELD - TONS/ACRE	9.0	62
PROD. - TONS	900	83
FARM VALUE	\$15,200	83

SUNFLOWERS 2000

ACRES PLANTED	1/
ACRES HARVESTED	1/
YIELD - LB./ACRE	1/
PROD. - LB.	1/
FARM VALUE	1/

SOYBEANS 2000

ACRES PLANTED	800	100
ACRES HARVESTED	700	100
YIELD - BU./ACRE	33.0	22
PROD. - BU.	23,100	100
FARM VALUE	\$107,000	100
IRRIGATED ACRES HARV.	1/	
YIELD - BU./ACRE	1/	
PROD. - BU.	1/	
NON-IRRIGATED ACRES HARV.	1/	
YIELD - BU./ACRE	1/	
PROD. - BU.	1/	

ALFALFA HAY 2000

ACRES HARVESTED	11,600	28
YIELD - TONS/ACRE	6.0	10
PROD. - TONS	70,000	15
FARM VALUE	\$5,985,000	14

ALL OTHER HAY 2000

ACRES HARVESTED	2,300	95
YIELD - TONS/ACRE	2.7	5
PROD. - TONS	6,100	89
FARM VALUE	\$375,500	89

ALL HAY 2000

ACRES HARVESTED	13,900	80
YIELD - TONS/ACRE	5.5	8
PROD. - TONS	76,100	27
FARM VALUE	\$6,360,500	20
PASTURE ACREAGE-1997 CENSUS OF AG	56,000	98

LIVESTOCK INVENTORIES

ALL CATTLE, JAN. 1, 2001	2/	
COWS THAT HAVE CALVED	2/	
BEEF	2/	
MILK	2/	
OTHER CATTLE	2/	
CATTLE ON FEED-JAN. 1, 2001	2/	
CALVES BORN - 2000	2/	
HOGS - DEC. 1, 2000	64,000	7
ALL SHEEP AND LAMBS, JAN 1, 2001	2/	
CHICKENS, DEC. 1, 2000	2/	

INVENTORY VALUES

CATTLE AND CALVES-JAN. 1, 2001	2/	
HOGS AND PIGS-DEC. 1, 2000	\$4,480,000	7
SHEEP AND LAMBS-JAN. 1, 2001	2/	
CHICKENS-DEC. 1, 2000	2/	

PRODUCTION

MILK-2000-1,000 LBS.	2/
FARM VALUE	2/
EGGS-2000 (000)	2/
FARM VALUE	2/

1/ DATA NOT PUBLISHED FOR ALL PRACTICES BECAUSE OF INSUFFICIENT REPORTS OR RELATIVE UNIMPORTANCE OF SOME PRACTICES.

2/ DATA NOT PUBLISHED TO AVOID DISCLOSURE OF INDIVIDUAL REPORTS.

08/01 067

RANK IN
STATE

POPULATION-2000-U.S. CENSUS EST.	7,909	52
NO. OF FARMS 2000	270	97
LAND IN FARMS 2000-ACRES	358,000	76
ACRES HARVESTED 2000	192,830	56
VALUE OF CROPS HARV. 2000	\$40,551,100	25
VALUE OF LIVESTOCK PROD. 2000	\$82,381,803	7
PRECIPITATION JAN.-DEC. 2000-IN.	18.46	84
PRECIPITATION LONGTIME AVERAGE-IN.	16.86	101

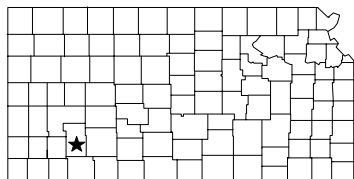
WHEAT 2000

ACRES SEEDED IN 1999	86,000	60
ACRES HARVESTED IN 2000	84,300	60
YIELD-BU./ACRE	38.0	51
PROD.-BU.	3,168,000	59
FARM VALUE	\$8,525,000	59
IRRIGATED ACRES HARV.	35,000	5
YIELD - BU./ACRE	42.0	26
PROD. - BU.	1,477,700	6
CONT. CROP DRYLAND ACRES HARV.	7,200	94
YIELD - BU./ACRE	32.0	77
PROD. - BU.	233,300	99
SUMMER FALLOW ACRES HARV.	42,100	37
YIELD - BU./ACRE	35.0	37
PROD. - BU.	1,457,000	36

CORN 2000

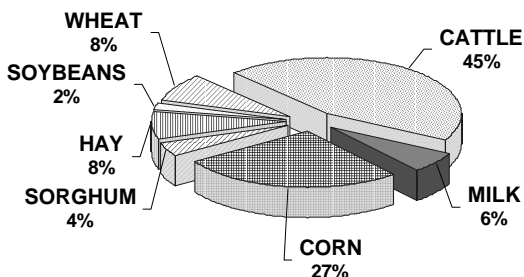
ACRES PLANTED	61,200	18
ACRES HARV. FOR GRAIN	59,500	17
YIELD - BU./ACRE	170.0	8
PROD. - BU.	10,094,000	13
FARM VALUE	\$22,105,200	13
IRRIGATED ACRES HARV.	51,700	12
YIELD - BU./ACRE	188.0	8
PROD. - BU.	9,706,000	11
NON-IRRIGATED ACRES HARV.	7,800	31
YIELD - BU./ACRE	50.0	46
PROD. - BU.	388,000	35
ACRES HARV. FOR SILAGE	1,500	39
YIELD - TONS/ACRE	16.5	26
PROD. - TONS	24,700	29
FARM VALUE	\$503,100	27

FARM FACTS 2000-2001



RANK IN
STATE

VALUE OF PRODUCTION GRAY COUNTY



SORGHUM 2000

ACRES PLANTED	62,900	18
ACRES HARV. FOR GRAIN	61,200	15
YIELD - BU./ACRE	59.0	57
PROD. - BU.	3,632,200	15
FARM VALUE	\$6,645,300	15
IRRIGATED ACRES HARV.	3,500	11
YIELD - BU./ACRE	97.0	7
PROD. - BU.	341,000	9
NON-IRRIGATED ACRES HARV.	57,700	6
YIELD - BU./ACRE	57.0	43
PROD. - BU.	3,291,200	6
ACRES HARV. FOR SILAGE	200	61
YIELD - TONS/ACRE	10.0	37
PROD. - TONS	2,000	64
FARM VALUE	\$33,700	63

SUNFLOWERS 2000

ACRES PLANTED	1/
ACRES HARVESTED	1/
YIELD - LB./ACRE	1/
PROD. - LB.	1/
FARM VALUE	1/

SOYBEANS 2000

ACRES PLANTED	13,500	63
ACRES HARVESTED	13,400	58
YIELD - BU./ACRE	51.0	1
PROD. - BU.	683,500	25
FARM VALUE	\$3,181,000	26
IRRIGATED ACRES HARV.	1/	
YIELD - BU./ACRE	1/	
PROD. - BU.	1/	
NON-IRRIGATED ACRES HARV.	1/	
YIELD - BU./ACRE	1/	
PROD. - BU.	1/	

RANK IN
STATE

POPULATION-2000-U.S. CENSUS EST.	5,904	66
NO. OF FARMS 2000	500	62
LAND IN FARMS 2000-ACRES	531,000	33
ACRES HARVESTED 2000	337,370	9
VALUE OF CROPS HARV. 2000	\$82,553,000	2
VALUE OF LIVESTOCK PROD. 2000	\$87,274,303	4
PRECIPITATION JAN.-DEC. 2000-IN.	15.23	99
PRECIPITATION LONGTIME AVERAGE-IN.	22.88	76

WHEAT 2000

ACRES SEEDED IN 1999	130,000	32
ACRES HARVESTED IN 2000	122,900	32
YIELD-BU./ACRE	41.0	25
PROD-BU.	5,052,000	23
FARM VALUE	\$13,595,000	23
IRRIGATED ACRES HARV.	31,900	6
YIELD - BU./ACRE	48.0	6
PROD. - BU.	1,538,900	5
CONT. CROP DRYLAND ACRES HARV.	13,200	78
YIELD - BU./ACRE	33.0	72
PROD. - BU.	438,100	75
SUMMER FALLOW ACRES HARV.	77,800	22
YIELD - BU./ACRE	40.0	18
PROD. - BU.	3,075,000	18

CORN 2000

ACRES PLANTED	110,700	5
ACRES HARV. FOR GRAIN	107,900	5
YIELD - BU./ACRE	186.0	3
PROD. - BU.	20,106,000	2
FARM VALUE	\$44,030,700	2
IRRIGATED ACRES HARV.	103,500	3
YIELD - BU./ACRE	192.0	4
PROD. - BU.	19,907,000	2
NON-IRRIGATED ACRES HARV.	4,400	43
YIELD - BU./ACRE	45.0	53
PROD. - BU.	199,000	50
ACRES HARV. FOR SILAGE	2,700	18
YIELD - TONS/ACRE	23.5	3
PROD. - TONS	63,400	6
FARM VALUE	\$1,291,300	6

ALFALFA HAY 2000

ACRES HARVESTED	25,400	5
YIELD - TONS/ACRE	6.2	9
PROD. - TONS	157,400	4
FARM VALUE	\$13,457,000	3

ALL OTHER HAY 2000

ACRES HARVESTED	2,000	97
YIELD - TONS/ACRE	1.6	47
PROD. - TONS	3,100	98
FARM VALUE	\$190,500	98

ALL HAY 2000

ACRES HARVESTED	27,400	44
YIELD - TONS/ACRE	5.9	5
PROD. - TONS	160,500	4
FARM VALUE	\$13,647,500	4
PASTURE ACREAGE-1997 CENSUS OF AG	107,000	82

LIVESTOCK INVENTORIES

ALL CATTLE, JAN. 1, 2001	182,000	5
COWS THAT HAVE CALVED	10,000	83
BEEF	2/	
MILK	2/	
OTHER CATTLE	172,000	5
CATTLE ON FEED-JAN. 1, 2001	152,000	4
CALVES BORN - 2000	8,400	85
HOGS - DEC. 1, 2000	42,000	9
ALL SHEEP AND LAMBS, JAN 1, 2001	2/	
CHICKENS, DEC. 1, 2000	2/	

INVENTORY VALUES

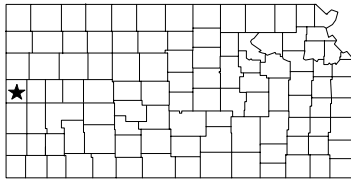
CATTLE AND CALVES-JAN. 1, 2001	\$125,580,000	5
HOGS AND PIGS-DEC. 1, 2000	\$2,940,000	9
SHEEP AND LAMBS-JAN. 1, 2001	2/	
CHICKENS-DEC. 1, 2000	2/	

PRODUCTION

MILK-2000-1,000 LBS.	2/
FARM VALUE	2/
EGGS-2000 (000)	2/
FARM VALUE	2/
1/ DATA NOT PUBLISHED FOR ALL PRACTICES BECAUSE OF INSUFFICIENT REPORTS OR RELATIVE UNIMPORTANCE OF SOME PRACTICES.	
2/ DATA NOT PUBLISHED TO AVOID DISCLOSURE OF INDIVIDUAL REPORTS.	

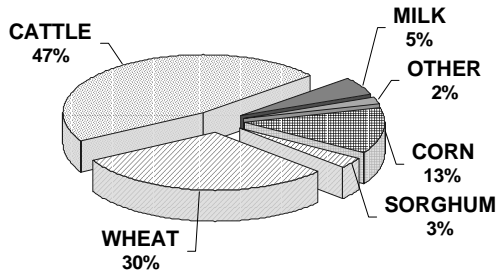
08/01 069

FARM FACTS 2000-2001



RANK IN
STATE

VALUE OF PRODUCTION GREELEY COUNTY



SORGHUM 2000

ACRES PLANTED	26,000	57
ACRES HARV. FOR GRAIN	20,700	60
YIELD - BU./ACRE	35.0	99
PROD. - BU.	721,200	79
FARM VALUE	\$1,254,600	79
IRRIGATED ACRES HARV.	1,400	16
YIELD - BU./ACRE	98.0	6
PROD. - BU.	136,900	15
NON-IRRIGATED ACRES HARV.	19,300	31
YIELD - BU./ACRE	30.0	65
PROD. - BU.	584,300	50
ACRES HARV. FOR SILAGE	200	61
YIELD - TONS/ACRE	10.5	27
PROD. - TONS	2,100	62
FARM VALUE	\$36,400	60

SUNFLOWERS 2000

ACRES PLANTED	1/
ACRES HARVESTED	1/
YIELD - LB./ACRE	1/
PROD. - LB.	1/
FARM VALUE	1/

SOYBEANS 2000

ACRES PLANTED	900	99
ACRES HARVESTED	800	99
YIELD - BU./ACRE	32.0	26
PROD. - BU.	25,600	99
FARM VALUE	\$119,000	99
IRRIGATED ACRES HARV.	1/	
YIELD - BU./ACRE	1/	
PROD. - BU.	1/	
NON-IRRIGATED ACRES HARV.	1/	
YIELD - BU./ACRE	1/	
PROD. - BU.	1/	

ALFALFA HAY 2000

ACRES HARVESTED	800	103
YIELD - TONS/ACRE	2.5	85
PROD. - TONS	2,000	103
FARM VALUE	\$160,000	103

ALL OTHER HAY 2000

ACRES HARVESTED	1,500	101
YIELD - TONS/ACRE	2.0	15
PROD. - TONS	3,000	99
FARM VALUE	\$154,500	101

ALL HAY 2000

ACRES HARVESTED	2,300	105
YIELD - TONS/ACRE	2.2	53
PROD. - TONS	5,000	104
FARM VALUE	\$314,500	104
PASTURE ACREAGE-1997 CENSUS OF AG	41,000	102

LIVESTOCK INVENTORIES

ALL CATTLE, JAN. 1, 2001	52,700	45
COWS THAT HAVE CALVED	7,500	94
BEEF	2/	
MILK	2/	
OTHER CATTLE	45,200	29
CATTLE ON FEED-JAN. 1, 2001	31,000	10
CALVES BORN - 2000	6,000	97
HOGS - DEC. 1, 2000	2/	
ALL SHEEP AND LAMBS, JAN 1, 2001	2/	
CHICKENS, DEC. 1, 2000	2/	

INVENTORY VALUES

CATTLE AND CALVES-JAN. 1, 2001	\$36,365,000	45
HOGS AND PIGS-DEC. 1, 2000	2/	
SHEEP AND LAMBS-JAN. 1, 2001	2/	
CHICKENS-DEC. 1, 2000	2/	

PRODUCTION

MILK-2000-1,000 LBS.	2/
FARM VALUE	2/
EGGS-2000 (000)	2/
FARM VALUE	2/

1/ DATA NOT PUBLISHED FOR ALL PRACTICES BECAUSE OF INSUFFICIENT REPORTS OR RELATIVE UNIMPORTANCE OF SOME PRACTICES.

2/ DATA NOT PUBLISHED TO AVOID DISCLOSURE OF INDIVIDUAL REPORTS.

08/01 071

RANK IN
STATE

POPULATION-2000-U.S. CENSUS EST.	1,534	105
NO. OF FARMS 2000	250	101
LAND IN FARMS 2000-ACRES	445,000	57
ACRES HARVESTED 2000	219,830	41
VALUE OF CROPS HARV. 2000	\$21,116,700	60
VALUE OF LIVESTOCK PROD. 2000	\$23,786,501	41
PRECIPITATION JAN.-DEC. 2000-IN.	14.86	102
PRECIPITATION LONGTIME AVERAGE-IN.	15.96	103

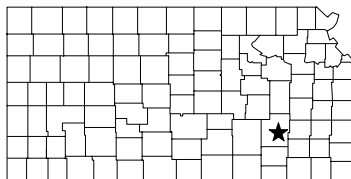
WHEAT 2000

ACRES SEEDED IN 1999	166,000	14
ACRES HARVESTED IN 2000	162,000	12
YIELD-BU./ACRE	31.0	99
PROD-BU.	5,006,000	24
FARM VALUE	\$13,425,000	24
IRRIGATED ACRES HARV.	7,200	19
YIELD - BU./ACRE	40.0	32
PROD. - BU.	286,800	21
CONT. CROP DRYLAND ACRES HARV.	9,200	90
YIELD - BU./ACRE	28.0	92
PROD. - BU.	253,600	94
SUMMER FALLOW ACRES HARV.	145,600	2
YIELD - BU./ACRE	31.0	55
PROD. - BU.	4,465,600	3

CORN 2000

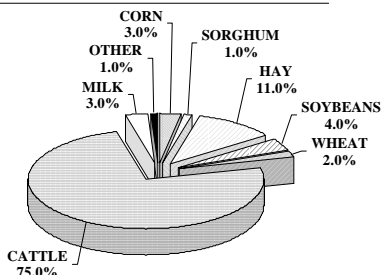
ACRES PLANTED	33,000	37
ACRES HARV. FOR GRAIN	30,900	37
YIELD - BU./ACRE	86.0	86
PROD. - BU.	2,655,000	41
FARM VALUE	\$5,522,300	40
IRRIGATED ACRES HARV.	12,000	31
YIELD - BU./ACRE	146.0	48
PROD. - BU.	1,757,000	33
NON-IRRIGATED ACRES HARV.	18,900	17
YIELD - BU./ACRE	48.0	50
PROD. - BU.	898,000	20
ACRES HARV. FOR SILAGE	800	61
YIELD - TONS/ACRE	20.5	9
PROD. - TONS	16,400	46
FARM VALUE	\$317,500	43

FARM FACTS 2000-2001



RANK IN
STATE

VALUE OF PRODUCTION GREENWOOD COUNTY



RANK IN
STATE

POPULATION-2000-U.S. CENSUS EST.	7,673	53
NO. OF FARMS 2000	590	44
LAND IN FARMS 2000-ACRES	613,000	14
ACRES HARVESTED 2000	83,350	99
VALUE OF CROPS HARV. 2000	\$8,746,900	99
VALUE OF LIVESTOCK PROD. 2000	\$33,761,305	25
PRECIPITATION JAN.-DEC. 2000-IN.	34.34	18
PRECIPITATION LONGTIME AVERAGE-IN.	38.16	20

WHEAT 2000

ACRES SEEDED IN 1999	6,800	98
ACRES HARVESTED IN 2000	6,600	96
YIELD-BU./ACRE	37.0	64
PROD.-BU.	241,000	101
FARM VALUE	\$640,000	101
IRRIGATED ACRES HARV.	1/	
YIELD - BU./ACRE	1/	
PROD. - BU.	1/	
CONT. CROP DRYLAND ACRES HARV.	6,600	96
YIELD - BU./ACRE	37.0	53
PROD. - BU.	241,000	98
SUMMER FALLOW ACRES HARV.	1/	
YIELD - BU./ACRE	1/	
PROD. - BU.	1/	

CORN 2000

ACRES PLANTED	7,400	88
ACRES HARV. FOR GRAIN	5,200	91
YIELD - BU./ACRE	102.0	64
PROD. - BU.	532,000	87
FARM VALUE	\$1,021,400	89
IRRIGATED ACRES HARV.	1/	
YIELD - BU./ACRE	1/	
PROD. - BU.	1/	
NON-IRRIGATED ACRES HARV.	1/	
YIELD - BU./ACRE	1/	
PROD. - BU.	1/	
ACRES HARV. FOR SILAGE	1,400	41
YIELD - TONS/ACRE	10.8	61
PROD. - TONS	15,100	49
FARM VALUE	\$274,100	51

SORGHUM 2000

ACRES PLANTED	4,700	95
ACRES HARV. FOR GRAIN	4,400	95
YIELD - BU./ACRE	73.0	21
PROD. - BU.	319,200	93
FARM VALUE	\$542,500	94
IRRIGATED ACRES HARV.	1/	
YIELD - BU./ACRE	1/	
PROD. - BU.	1/	
NON-IRRIGATED ACRES HARV.	4,400	60
YIELD - BU./ACRE	73.0	20
PROD. - BU.	319,200	59
ACRES HARV. FOR SILAGE	200	61
YIELD - TONS/ACRE	9.0	62
PROD. - TONS	1,800	70
FARM VALUE	\$27,600	70

SUNFLOWERS 2000

ACRES PLANTED	1/
ACRES HARVESTED	1/
YIELD - LB./ACRE	1/
PROD. - LB.	1/
FARM VALUE	1/

SOYBEANS 2000

ACRES PLANTED	26,700	44
ACRES HARVESTED	18,500	52
YIELD - BU./ACRE	18.0	67
PROD. - BU.	338,300	58
FARM VALUE	\$1,625,000	58
IRRIGATED ACRES HARV.	1/	
YIELD - BU./ACRE	1/	
PROD. - BU.	1/	
NON-IRRIGATED ACRES HARV.	1/	
YIELD - BU./ACRE	1/	
PROD. - BU.	1/	

ALFALFA HAY 2000

ACRES HARVESTED	5,200	56
YIELD - TONS/ACRE	3.8	34
PROD. - TONS	20,000	56
FARM VALUE	\$1,649,000	56

ALL OTHER HAY 2000

ACRES HARVESTED	41,200	11
YIELD - TONS/ACRE	1.1	90
PROD. - TONS	44,500	22
FARM VALUE	\$2,924,000	23

ALL HAY 2000

ACRES HARVESTED	46,400	15
YIELD - TONS/ACRE	1.4	98
PROD. - TONS	64,500	41
FARM VALUE	\$4,573,000	39
PASTURE ACREAGE-1997 CENSUS OF AG	513,000	1

LIVESTOCK INVENTORIES

ALL CATTLE, JAN. 1, 2001	98,600	10
COWS THAT HAVE CALVED	28,100	3
BEEF	2/	
MILK	2/	
OTHER CATTLE	70,500	12
CATTLE ON FEED-JAN. 1, 2001	2,300	18
CALVES BORN - 2000	26,200	2
HOGS - DEC. 1, 2000	1,500	46
ALL SHEEP AND LAMBS, JAN 1, 2001	2/	
CHICKENS, DEC. 1, 2000	2/	

INVENTORY VALUES

CATTLE AND CALVES-JAN. 1, 2001	\$68,035,000	10
HOGS AND PIGS-DEC. 1, 2000	\$105,000	46
SHEEP AND LAMBS-JAN. 1, 2001	2/	
CHICKENS-DEC. 1, 2000	2/	

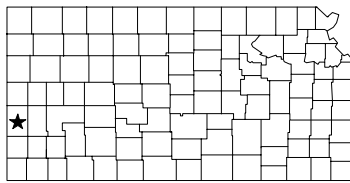
PRODUCTION

MILK-2000-1,000 LBS.	2/
FARM VALUE	2/
EGGS-2000 (000)	2/
FARM VALUE	2/

1/ DATA NOT PUBLISHED FOR ALL PRACTICES BECAUSE OF INSUFFICIENT REPORTS OR RELATIVE UNIMPORTANCE OF SOME PRACTICES.

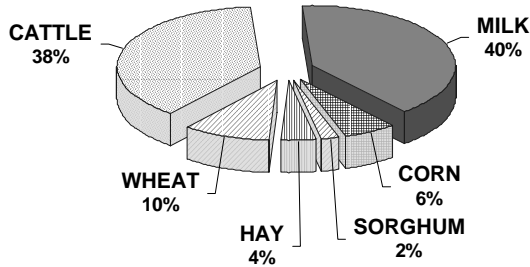
2/ DATA NOT PUBLISHED TO AVOID DISCLOSURE OF INDIVIDUAL REPORTS.

FARM FACTS 2000-2001



RANK IN
STATE

VALUE OF PRODUCTION HAMILTON COUNTY



75

RANK IN
STATE

POPULATION-2000-U.S. CENSUS EST.	2,670	97
NO. OF FARMS 2000	260	99
LAND IN FARMS 2000-ACRES	545,000	29
ACRES HARVESTED 2000	183,540	59
VALUE OF CROPS HARV. 2000	\$22,871,000	53
VALUE OF LIVESTOCK PROD. 2000	\$82,734,301	6
PRECIPITATION JAN.-DEC. 2000-IN.	15.03	100
PRECIPITATION LONGTIME AVERAGE-IN.	15.81	104

WHEAT 2000

ACRES SEEDED IN 1999	132,000	28
ACRES HARVESTED IN 2000	126,000	29
YIELD-BU./ACRE	31.0	99
PROD.-BU.	3,876,000	43
FARM VALUE	\$10,430,000	42
IRRIGATED ACRES HARV.	3,000	31
YIELD - BU./ACRE	45.0	13
PROD. - BU.	135,000	31
CONT. CROP DRYLAND ACRES HARV.	16,000	67
YIELD - BU./ACRE	30.0	88
PROD. - BU.	478,200	73
SUMMER FALLOW ACRES HARV.	107,000	9
YIELD - BU./ACRE	30.0	58
PROD. - BU.	3,262,800	14

CORN 2000

ACRES PLANTED	21,300	51
ACRES HARV. FOR GRAIN	17,900	57
YIELD - BU./ACRE	137.0	26
PROD. - BU.	2,445,000	48
FARM VALUE	\$5,354,400	42
IRRIGATED ACRES HARV.	16,200	26
YIELD - BU./ACRE	146.0	48
PROD. - BU.	2,363,000	26
NON-IRRIGATED ACRES HARV.	1,700	58
YIELD - BU./ACRE	48.0	50
PROD. - BU.	82,000	58
ACRES HARV. FOR SILAGE	3,200	12
YIELD - TONS/ACRE	19.2	14
PROD. - TONS	61,300	7
FARM VALUE	\$1,248,500	7

SORGHUM 2000

ACRES PLANTED	22,900	62
ACRES HARV. FOR GRAIN	20,100	61
YIELD - BU./ACRE	41.0	91
PROD. - BU.	828,100	76
FARM VALUE	\$1,515,000	76
IRRIGATED ACRES HARV.	1,600	15
YIELD - BU./ACRE	77.0	28
PROD. - BU.	123,500	18
NON-IRRIGATED ACRES HARV.	18,500	34
YIELD - BU./ACRE	38.0	60
PROD. - BU.	704,600	47
ACRES HARV. FOR SILAGE	1,800	7
YIELD - TONS/ACRE	9.9	48
PROD. - TONS	17,800	8
FARM VALUE	\$299,700	7

SUNFLOWERS 2000

ACRES PLANTED	1/
ACRES HARVESTED	1/
YIELD - LB./ACRE	1/
PROD. - LB.	1/
FARM VALUE	1/

SOYBEANS 2000

ACRES PLANTED	700	103
ACRES HARVESTED	600	103
YIELD - BU./ACRE	33.0	22
PROD. - BU.	20,000	102
FARM VALUE	\$93,000	102
IRRIGATED ACRES HARV.	1/	
YIELD - BU./ACRE	1/	
PROD. - BU.	1/	
NON-IRRIGATED ACRES HARV.	1/	
YIELD - BU./ACRE	1/	
PROD. - BU.	1/	

ALFALFA HAY 2000

ACRES HARVESTED	8,100	39
YIELD - TONS/ACRE	4.8	16
PROD. - TONS	39,000	28
FARM VALUE	\$3,334,500	25

ALL OTHER HAY 2000

ACRES HARVESTED	3,300	90
YIELD - TONS/ACRE	2.0	15
PROD. - TONS	6,500	86
FARM VALUE	\$400,000	85

ALL HAY 2000

ACRES HARVESTED	11,400	87
YIELD - TONS/ACRE	4.0	14
PROD. - TONS	45,500	65
FARM VALUE	\$3,734,500	52
PASTURE ACREAGE-1997 CENSUS OF AG	129,000	68

LIVESTOCK INVENTORIES

ALL CATTLE, JAN. 1, 2001	96,500	12
COWS THAT HAVE CALVED	31,300	2
BEEF	6,900	58
MILK	24,400	1
OTHER CATTLE	65,200	15
CATTLE ON FEED-JAN. 1, 2001	2/	
CALVES BORN - 2000	24,300	5
HOGS - DEC. 1, 2000	2/	
ALL SHEEP AND LAMBS, JAN 1, 2001	2/	
CHICKENS, DEC. 1, 2000	2/	

INVENTORY VALUES

CATTLE AND CALVES-JAN. 1, 2001	\$66,585,000	12
HOGS AND PIGS-DEC. 1, 2000	2/	
SHEEP AND LAMBS-JAN. 1, 2001	2/	
CHICKENS-DEC. 1, 2000	2/	

PRODUCTION

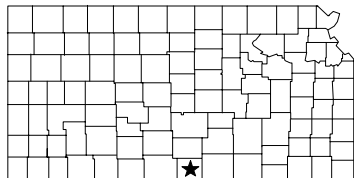
MILK-2000-1,000 LBS.	365,500	1
FARM VALUE	\$42,398,000	1
EGGS-2000 (000)	2/	
FARM VALUE	2/	

1/ DATA NOT PUBLISHED FOR ALL PRACTICES BECAUSE OF INSUFFICIENT REPORTS OR RELATIVE UNIMPORTANCE OF SOME PRACTICES.

2/ DATA NOT PUBLISHED TO AVOID DISCLOSURE OF INDIVIDUAL REPORTS.

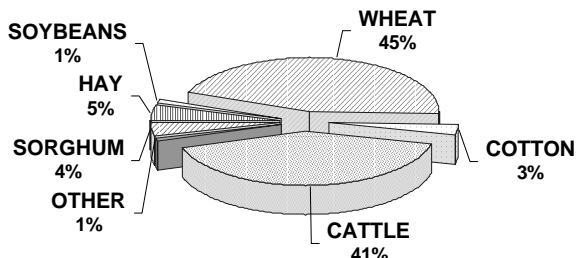
08/01 075

FARM FACTS 2000-2001



RANK IN
STATE

VALUE OF PRODUCTION HARPER COUNTY



77

		RANK IN STATE
POPULATION-2000-U.S. CENSUS EST.	6,536	59
NO. OF FARMS 2000	560	48
LAND IN FARMS 2000-ACRES	514,000	38
ACRES HARVESTED 2000	288,020	15
VALUE OF CROPS HARV. 2000	\$29,120,900	37
VALUE OF LIVESTOCK PROD. 2000	\$20,688,501	45
PRECIPITATION JAN.-DEC. 2000-IN.	46.75	1
PRECIPITATION LONGTIME AVERAGE-IN.	29.00	51

WHEAT 2000

ACRES SEEDED IN 1999	249,000	2
ACRES HARVESTED IN 2000	237,500	2
YIELD-BU./ACRE	35.0	77
PROD.-BU.	8,320,000	4
FARM VALUE	\$22,390,000	4
IRRIGATED ACRES HARV.	100	44
YIELD - BU./ACRE	38.0	38
PROD. - BU.	3,800	44
CONT. CROP DRYLAND ACRES HARV.	228,800	2
YIELD - BU./ACRE	35.0	64
PROD. - BU.	8,071,100	4
SUMMER FALLOW ACRES HARV.	8,600	58
YIELD - BU./ACRE	29.0	60
PROD. - BU.	245,100	60

CORN 2000

ACRES PLANTED	900	103
ACRES HARV. FOR GRAIN	800	103
YIELD - BU./ACRE	136.0	28
PROD. - BU.	109,000	103
FARM VALUE	\$226,700	102
IRRIGATED ACRES HARV.	600	61
YIELD - BU./ACRE	158.0	39
PROD. - BU.	95,000	60
NON-IRRIGATED ACRES HARV.	200	64
YIELD - BU./ACRE	70.0	25
PROD. - BU.	14,000	64
ACRES HARV. FOR SILAGE	1/	
YIELD - TONS/ACRE	1/	
PROD. - TONS	1/	
FARM VALUE	1/	

SORGHUM 2000

ACRES PLANTED	24,800	59
ACRES HARV. FOR GRAIN	16,200	71
YIELD - BU./ACRE	61.0	51
PROD. - BU.	995,500	71
FARM VALUE	\$1,731,700	72
IRRIGATED ACRES HARV.	1/	
YIELD - BU./ACRE	1/	
PROD. - BU.	1/	
NON-IRRIGATED ACRES HARV.	1/	
YIELD - BU./ACRE	1/	
PROD. - BU.	1/	
ACRES HARV. FOR SILAGE	1,000	25
YIELD - TONS/ACRE	8.6	74
PROD. - TONS	8,600	28
FARM VALUE	\$144,900	27

SUNFLOWERS 2000

ACRES PLANTED	1/
ACRES HARVESTED	1/
YIELD - LB./ACRE	1/
PROD. - LB.	1/
FARM VALUE	1/

SOYBEANS 2000

ACRES PLANTED	5,300	79
ACRES HARVESTED	4,800	79
YIELD - BU./ACRE	23.0	48
PROD. - BU.	112,500	77
FARM VALUE	\$537,000	77
IRRIGATED ACRES HARV.	500	29
YIELD - BU./ACRE	40.0	23
PROD. - BU.	20,000	28
NON-IRRIGATED ACRES HARV.	4,300	25
YIELD - BU./ACRE	22.0	4
PROD. - BU.	92,500	19

ALFALFA HAY 2000

ACRES HARVESTED	3,000	82
YIELD - TONS/ACRE	4.2	27
PROD. - TONS	12,700	69
FARM VALUE	\$935,500	73

ALL OTHER HAY 2000

ACRES HARVESTED	13,000	55
YIELD - TONS/ACRE	2.4	8
PROD. - TONS	31,000	38
FARM VALUE	\$1,536,000	44

ALL HAY 2000

ACRES HARVESTED	16,000	75
YIELD - TONS/ACRE	2.7	34
PROD. - TONS	43,700	66
FARM VALUE	\$2,471,500	77
PASTURE ACREAGE-1997 CENSUS OF AG	145,000	56

LIVESTOCK INVENTORIES

ALL CATTLE, JAN. 1, 2001	52,000	47
COWS THAT HAVE CALVED	13,500	59
BEEF	13,500	38
OTHER CATTLE	38,500	39
CATTLE ON FEED-JAN. 1, 2001	2/	
CALVES BORN - 2000	12,800	59
HOGS - DEC. 1, 2000	2/	
ALL SHEEP AND LAMBS, JAN 1, 2001	1,000	24
CHICKENS, DEC. 1, 2000	2/	

INVENTORY VALUES

CATTLE AND CALVES-JAN. 1, 2001	\$35,880,000	47
HOGS AND PIGS-DEC. 1, 2000	2/	
SHEEP AND LAMBS-JAN. 1, 2001	\$115,000	24
CHICKENS-DEC. 1, 2000	2/	

PRODUCTION

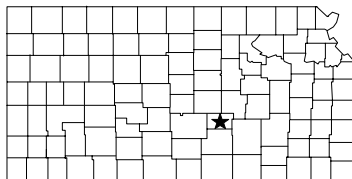
EGGS-2000 (000)	2/
FARM VALUE	2/

1/ DATA NOT PUBLISHED FOR ALL PRACTICES BECAUSE OF INSUFFICIENT REPORTS OR RELATIVE UNIMPORTANCE OF SOME PRACTICES.

2/ DATA NOT PUBLISHED TO AVOID DISCLOSURE OF INDIVIDUAL REPORTS.

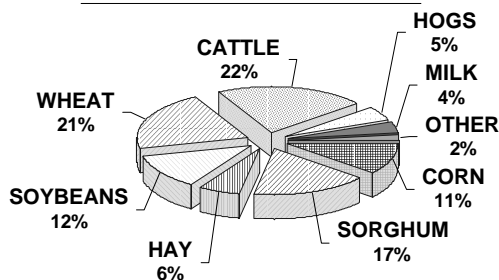
08/01 077

FARM FACTS 2000-2001



RANK IN
STATE

VALUE OF PRODUCTION HARVEY COUNTY



SORGHUM 2000

ACRES PLANTED	78,300	5
ACRES HARV. FOR GRAIN	75,200	4
YIELD - BU./ACRE	66.0	37
PROD. - BU.	4,929,600	4
FARM VALUE	\$8,575,400	5
IRRIGATED ACRES HARV.	1/	
YIELD - BU./ACRE	1/	
PROD. - BU.	1/	
NON-IRRIGATED ACRES HARV.	1/	
YIELD - BU./ACRE	1/	
PROD. - BU.	1/	
ACRES HARV. FOR SILAGE	1,100	22
YIELD - TONS/ACRE	11.6	14
PROD. - TONS	12,800	16
FARM VALUE	\$215,600	12

SUNFLOWERS 2000

ACRES PLANTED	600	24
ACRES HARVESTED	500	24
YIELD - LB./ACRE	800	24
PROD. - LB.	400,000	24
FARM VALUE	\$20,800	24

SOYBEANS 2000

ACRES PLANTED	44,900	23
ACRES HARVESTED	43,900	20
YIELD - BU./ACRE	29.0	36
PROD. - BU.	1,287,200	5
FARM VALUE	\$6,146,000	5
IRRIGATED ACRES HARV.	14,500	6
YIELD - BU./ACRE	50.0	8
PROD. - BU.	718,000	6
NON-IRRIGATED ACRES HARV.	29,400	6
YIELD - BU./ACRE	19.0	7
PROD. - BU.	569,200	2

ALFALFA HAY 2000

ACRES HARVESTED	8,800	36
YIELD - TONS/ACRE	3.6	39
PROD. - TONS	32,000	33
FARM VALUE	\$2,356,500	35

ALL OTHER HAY 2000

ACRES HARVESTED	11,600	59
YIELD - TONS/ACRE	1.6	47
PROD. - TONS	18,300	60
FARM VALUE	\$906,500	65

ALL HAY 2000

ACRES HARVESTED	20,400	60
YIELD - TONS/ACRE	2.5	39
PROD. - TONS	50,300	57
FARM VALUE	\$3,263,000	61
PASTURE ACREAGE-1997 CENSUS OF AG	48,000	101

LIVESTOCK INVENTORIES

ALL CATTLE, JAN. 1, 2001	36,300	75
COWS THAT HAVE CALVED	7,300	96
BEEF	6,200	60
MILK	1,100	10
OTHER CATTLE	29,000	53
CATTLE ON FEED-JAN. 1, 2001	2/	
CALVES BORN - 2000	6,500	95
HOGS - DEC. 1, 2000	15,600	21
ALL SHEEP AND LAMBS, JAN 1, 2001	1,500	12
CHICKENS, DEC. 1, 2000	2/	

INVENTORY VALUES

CATTLE AND CALVES-JAN. 1, 2001	\$25,045,000	75
HOGS AND PIGS-DEC. 1, 2000	\$1,092,000	21
SHEEP AND LAMBS-JAN. 1, 2001	\$172,000	12
CHICKENS-DEC. 1, 2000	2/	

PRODUCTION

MILK-2000-1,000 LBS.	18,400	12
FARM VALUE	\$2,134,400	12
EGGS-2000 (000)	2/	
FARM VALUE	2/	

1/ DATA NOT PUBLISHED FOR ALL PRACTICES BECAUSE OF INSUFFICIENT REPORTS OR RELATIVE UNIMPORTANCE OF SOME PRACTICES.

2/ DATA NOT PUBLISHED TO AVOID DISCLOSURE OF INDIVIDUAL REPORTS.

08/01 079

RANK IN
STATE

POPULATION-2000-U.S. CENSUS EST.	32,869	16
NO. OF FARMS 2000	780	27
LAND IN FARMS 2000-ACRES	325,000	87
ACRES HARVESTED 2000	274,300	24
VALUE OF CROPS HARV. 2000	\$35,504,500	27
VALUE OF LIVESTOCK PROD. 2000	\$16,165,613	63
PRECIPITATION JAN.-DEC. 2000-IN.	29.09	44
PRECIPITATION LONGTIME AVERAGE-IN.	31.15	42

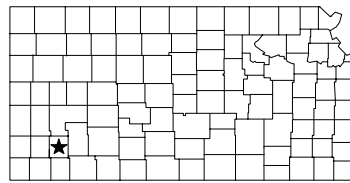
WHEAT 2000

ACRES SEEDED IN 1999	117,000	38
ACRES HARVESTED IN 2000	112,300	41
YIELD-BU./ACRE	37.0	64
PROD-BU.	4,123,000	34
FARM VALUE	\$11,095,000	35
IRRIGATED ACRES HARV.	1,500	36
YIELD - BU./ACRE	45.0	13
PROD. - BU.	67,300	37
CONT. CROP DRYLAND ACRES HARV.	108,500	15
YIELD - BU./ACRE	37.0	53
PROD. - BU.	3,983,200	18
SUMMER FALLOW ACRES HARV.	2,300	66
YIELD - BU./ACRE	32.0	50
PROD. - BU.	72,500	66

CORN 2000

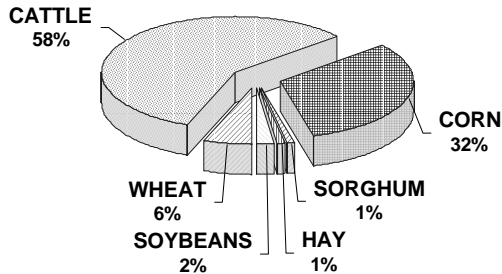
ACRES PLANTED	19,800	58
ACRES HARV. FOR GRAIN	18,100	56
YIELD - BU./ACRE	145.0	20
PROD. - BU.	2,623,000	43
FARM VALUE	\$5,455,700	41
IRRIGATED ACRES HARV.	14,400	27
YIELD - BU./ACRE	160.0	37
PROD. - BU.	2,310,000	28
NON-IRRIGATED ACRES HARV.	3,700	47
YIELD - BU./ACRE	85.0	6
PROD. - BU.	313,000	40
ACRES HARV. FOR SILAGE	1,400	41
YIELD - TONS/ACRE	12.4	46
PROD. - TONS	17,400	44
FARM VALUE	\$343,900	42

FARM FACTS 2000-2001



RANK IN
STATE

VALUE OF PRODUCTION HASKELL COUNTY



81

RANK IN
STATE

POPULATION-2000-U.S. CENSUS EST.	4,307	78
NO. OF FARMS 2000	290	91
LAND IN FARMS 2000-ACRES	372,000	74
ACRES HARVESTED 2000	270,500	27
VALUE OF CROPS HARV. 2000	\$77,634,900	3
VALUE OF LIVESTOCK PROD. 2000	\$108,028,001	3
PRECIPITATION JAN.-DEC. 2000-IN.	17.86	91
PRECIPITATION LONGTIME AVERAGE-IN.	19.27	92

WHEAT 2000

ACRES SEEDED IN 1999	99,000	51
ACRES HARVESTED IN 2000	96,500	50
YIELD-BU./ACRE	42.0	19
PROD.-BU.	4,060,000	37
FARM VALUE	\$10,925,000	38
IRRIGATED ACRES HARV.	56,300	1
YIELD - BU./ACRE	48.0	6
PROD. - BU.	2,694,000	1
CONT. CROP DRYLAND ACRES HARV.	11,100	82
YIELD - BU./ACRE	33.0	72
PROD. - BU.	368,400	84
SUMMER FALLOW ACRES HARV.	29,100	41
YIELD - BU./ACRE	34.0	43
PROD. - BU.	997,600	46

CORN 2000

ACRES PLANTED	134,700	2
ACRES HARV. FOR GRAIN	130,500	2
YIELD - BU./ACRE	200.0	1
PROD. - BU.	26,093,000	1
FARM VALUE	\$57,141,800	1
IRRIGATED ACRES HARV.	126,100	1
YIELD - BU./ACRE	205.0	3
PROD. - BU.	25,878,000	1
NON-IRRIGATED ACRES HARV.	4,400	43
YIELD - BU./ACRE	49.0	47
PROD. - BU.	215,000	47
ACRES HARV. FOR SILAGE	4,000	8
YIELD - TONS/ACRE	20.7	8
PROD. - TONS	82,700	4
FARM VALUE	\$1,684,400	4

SORGHUM 2000

ACRES PLANTED	19,600	71
ACRES HARV. FOR GRAIN	19,200	64
YIELD - BU./ACRE	61.0	51
PROD. - BU.	1,174,100	60
FARM VALUE	\$2,148,100	58
IRRIGATED ACRES HARV.	4,000	7
YIELD - BU./ACRE	74.0	29
PROD. - BU.	297,100	12
NON-IRRIGATED ACRES HARV.	15,200	39
YIELD - BU./ACRE	58.0	42
PROD. - BU.	877,000	40
ACRES HARV. FOR SILAGE	300	49
YIELD - TONS/ACRE	10.3	31
PROD. - TONS	3,100	51
FARM VALUE	\$52,200	47

SUNFLOWERS 2000

ACRES PLANTED	1/
ACRES HARVESTED	1/
YIELD - LB./ACRE	1/
PROD. - LB.	1/
FARM VALUE	1/

SOYBEANS 2000

ACRES PLANTED	13,700	61
ACRES HARVESTED	13,000	60
YIELD - BU./ACRE	47.0	3
PROD. - BU.	615,700	30
FARM VALUE	\$2,866,000	30
IRRIGATED ACRES HARV.	1/	
YIELD - BU./ACRE	1/	
PROD. - BU.	1/	
NON-IRRIGATED ACRES HARV.	1/	
YIELD - BU./ACRE	1/	
PROD. - BU.	1/	

ALFALFA HAY 2000

ACRES HARVESTED	4,700	62
YIELD - TONS/ACRE	6.6	6
PROD. - TONS	30,800	36
FARM VALUE	\$2,633,500	32

ALL OTHER HAY 2000

ACRES HARVESTED	900	105
YIELD - TONS/ACRE	1.0	99
PROD. - TONS	900	104
FARM VALUE	\$55,000	105

ALL HAY 2000

ACRES HARVESTED	5,600	99
YIELD - TONS/ACRE	5.7	7
PROD. - TONS	31,700	87
FARM VALUE	\$2,688,500	74
PASTURE ACREAGE-1997 CENSUS OF AG	40,000	103

LIVESTOCK INVENTORIES

ALL CATTLE, JAN. 1, 2001	295,000	1
COWS THAT HAVE CALVED	2,100	99
BEEF	2,100	62
OTHER CATTLE	292,900	1
CATTLE ON FEED-JAN. 1, 2001	266,000	1
CALVES BORN - 2000	1,800	99
HOGS - DEC. 1, 2000	2/	
ALL SHEEP AND LAMBS, JAN 1, 2001	2/	
CHICKENS, DEC. 1, 2000	2/	

INVENTORY VALUES

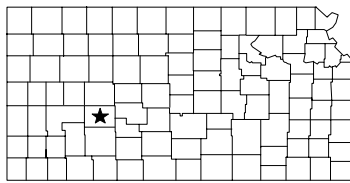
CATTLE AND CALVES-JAN. 1, 2001	\$203,550,000	1
HOGS AND PIGS-DEC. 1, 2000	2/	
SHEEP AND LAMBS-JAN. 1, 2001	2/	
CHICKENS-DEC. 1, 2000	2/	

PRODUCTION

EGGS-2000 (000)	2/
FARM VALUE	2/
1/ DATA NOT PUBLISHED FOR ALL PRACTICES BECAUSE OF INSUFFICIENT REPORTS OR RELATIVE UNIMPORTANCE OF SOME PRACTICES.	
2/ DATA NOT PUBLISHED TO AVOID DISCLOSURE OF INDIVIDUAL REPORTS.	

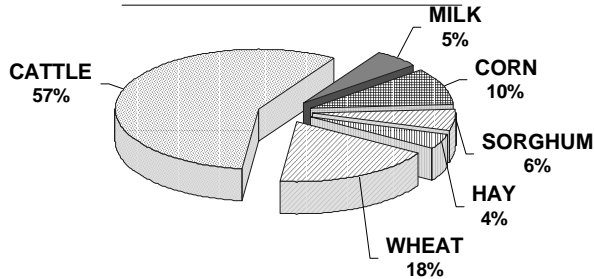
08/01 081

FARM FACTS 2000-2001



RANK IN
STATE

VALUE OF PRODUCTION HODGEMAN COUNTY



SORGHUM 2000

ACRES PLANTED	34,300	41
ACRES HARV. FOR GRAIN	30,700	41
YIELD - BU./ACRE	60.0	54
PROD. - BU.	1,847,800	38
FARM VALUE	\$3,380,600	38
IRRIGATED ACRES HARV.	2,600	14
YIELD - BU./ACRE	91.0	19
PROD. - BU.	237,700	14
NON-IRRIGATED ACRES HARV.	28,100	17
YIELD - BU./ACRE	57.0	43
PROD. - BU.	1,610,100	19
ACRES HARV. FOR SILAGE	1,500	9
YIELD - TONS/ACRE	6.7	91
PROD. - TONS	10,100	25
FARM VALUE	\$170,100	23

SUNFLOWERS 2000

ACRES PLANTED	1/
ACRES HARVESTED	1/
YIELD - LB./ACRE	1/
PROD. - LB.	1/
FARM VALUE	1/

SOYBEANS 2000

ACRES PLANTED	2,300	94
ACRES HARVESTED	2,200	91
YIELD - BU./ACRE	31.0	29
PROD. - BU.	68,800	88
FARM VALUE	\$320,000	88
IRRIGATED ACRES HARV.	1/	
YIELD - BU./ACRE	1/	
PROD. - BU.	1/	
NON-IRRIGATED ACRES HARV.	1/	
YIELD - BU./ACRE	1/	
PROD. - BU.	1/	

ALFALFA HAY 2000

ACRES HARVESTED	3,500	71
YIELD - TONS/ACRE	4.6	19
PROD. - TONS	16,000	63
FARM VALUE	\$1,368,000	62

ALL OTHER HAY 2000

ACRES HARVESTED	4,800	81
YIELD - TONS/ACRE	2.4	8
PROD. - TONS	11,300	73
FARM VALUE	\$695,500	73

ALL HAY 2000

ACRES HARVESTED	8,300	92
YIELD - TONS/ACRE	3.3	20
PROD. - TONS	27,300	92
FARM VALUE	\$2,063,500	91
PASTURE ACREAGE-1997 CENSUS OF AG	161,000	46

LIVESTOCK INVENTORIES

ALL CATTLE, JAN. 1, 2001	87,800	13
COWS THAT HAVE CALVED	10,300	82
BEEF	2/	
MILK	2/	
OTHER CATTLE	77,500	10
CATTLE ON FEED-JAN. 1, 2001	41,300	8
CALVES BORN - 2000	8,900	83
HOGS - DEC. 1, 2000	2/	
ALL SHEEP AND LAMBS, JAN 1, 2001	1,300	16
CHICKENS, DEC. 1, 2000	2/	

INVENTORY VALUES

CATTLE AND CALVES-JAN. 1, 2001	\$60,585,000	13
HOGS AND PIGS-DEC. 1, 2000	2/	
SHEEP AND LAMBS-JAN. 1, 2001	\$149,000	18
CHICKENS-DEC. 1, 2000	2/	

PRODUCTION

MILK-2000-1,000 LBS.	2/
FARM VALUE	2/
EGGS-2000 (000)	2/
FARM VALUE	2/

1/ DATA NOT PUBLISHED FOR ALL PRACTICES BECAUSE OF INSUFFICIENT REPORTS OR RELATIVE UNIMPORTANCE OF SOME PRACTICES.

2/ DATA NOT PUBLISHED TO AVOID DISCLOSURE OF INDIVIDUAL REPORTS.

08/01 083

RANK IN
STATE

POPULATION-2000-U.S. CENSUS EST.	2,085	102
NO. OF FARMS 2000	390	81
LAND IN FARMS 2000-ACRES	495,000	39
ACRES HARVESTED 2000	172,940	65
VALUE OF CROPS HARV. 2000	\$21,195,500	59
VALUE OF LIVESTOCK PROD. 2000	\$34,837,502	24
PRECIPITATION JAN.-DEC. 2000-IN.	.00	0
PRECIPITATION LONGTIME AVERAGE-IN.	19.74	89

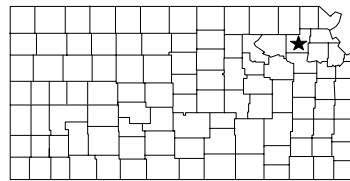
WHEAT 2000

ACRES SEEDED IN 1999	116,000	40
ACRES HARVESTED IN 2000	113,900	40
YIELD-BU./ACRE	32.0	92
PROD-BU.	3,653,000	49
FARM VALUE	\$9,830,000	50
IRRIGATED ACRES HARV.	9,000	18
YIELD - BU./ACRE	44.0	16
PROD. - BU.	391,800	17
CONT. CROP DRYLAND ACRES HARV.	15,800	68
YIELD - BU./ACRE	26.0	95
PROD. - BU.	418,600	76
SUMMER FALLOW ACRES HARV.	89,100	17
YIELD - BU./ACRE	32.0	50
PROD. - BU.	2,842,600	20

CORN 2000

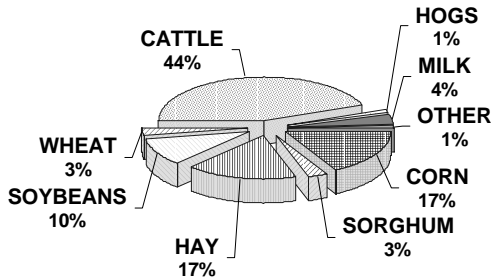
ACRES PLANTED	15,800	66
ACRES HARV. FOR GRAIN	9,900	76
YIELD - BU./ACRE	145.0	20
PROD. - BU.	1,438,000	60
FARM VALUE	\$3,149,100	58
IRRIGATED ACRES HARV.	7,900	37
YIELD - BU./ACRE	169.0	19
PROD. - BU.	1,334,000	34
NON-IRRIGATED ACRES HARV.	2,000	56
YIELD - BU./ACRE	52.0	43
PROD. - BU.	104,000	57
ACRES HARV. FOR SILAGE	5,700	4
YIELD - TONS/ACRE	19.2	14
PROD. - TONS	109,300	3
FARM VALUE	\$2,226,200	3

FARM FACTS 2000-2001



RANK IN
STATE

VALUE OF PRODUCTION JACKSON COUNTY



RANK IN
STATE

POPULATION-2000-U.S. CENSUS EST.	12,657	37
NO. OF FARMS 2000	1,040	9
LAND IN FARMS 2000-ACRES	346,000	79
ACRES HARVESTED 2000	129,620	86
VALUE OF CROPS HARV. 2000	\$16,124,100	80
VALUE OF LIVESTOCK PROD. 2000	\$15,634,306	67
PRECIPITATION JAN.-DEC. 2000-IN.	28.80	46
PRECIPITATION LONGTIME AVERAGE-IN.	36.84	24

WHEAT 2000

ACRES SEEDED IN 1999	10,500	91
ACRES HARVESTED IN 2000	9,400	93
YIELD-BU./ACRE	40.0	31
PROD.-BU.	375,000	92
FARM VALUE	\$1,030,000	92
IRRIGATED ACRES HARV.	1/	
YIELD - BU./ACRE	1/	
PROD. - BU.	1/	
CONT. CROP DRYLAND ACRES HARV.	9,400	89
YIELD - BU./ACRE	40.0	27
PROD. - BU.	375,000	81
SUMMER FALLOW ACRES HARV.	1/	
YIELD - BU./ACRE	1/	
PROD. - BU.	1/	

CORN 2000

ACRES PLANTED	25,300	47
ACRES HARV. FOR GRAIN	23,900	44
YIELD - BU./ACRE	120.0	39
PROD. - BU.	2,858,000	39
FARM VALUE	\$5,258,600	43
IRRIGATED ACRES HARV.	1/	
YIELD - BU./ACRE	1/	
PROD. - BU.	1/	
NON-IRRIGATED ACRES HARV.	1/	
YIELD - BU./ACRE	1/	
PROD. - BU.	1/	
ACRES HARV. FOR SILAGE	800	61
YIELD - TONS/ACRE	10.0	66
PROD. - TONS	8,000	69
FARM VALUE	\$135,500	71

SORGHUM 2000

ACRES PLANTED	8,100	89
ACRES HARV. FOR GRAIN	7,800	86
YIELD - BU./ACRE	78.0	15
PROD. - BU.	607,400	83
FARM VALUE	\$1,038,400	83
IRRIGATED ACRES HARV.	1/	
YIELD - BU./ACRE	1/	
PROD. - BU.	1/	
NON-IRRIGATED ACRES HARV.	7,800	52
YIELD - BU./ACRE	78.0	15
PROD. - BU.	607,400	49
ACRES HARV. FOR SILAGE	200	61
YIELD - TONS/ACRE	10.0	37
PROD. - TONS	2,000	64
FARM VALUE	\$28,600	69

SUNFLOWERS 2000

ACRES PLANTED	1/
ACRES HARVESTED	1/
YIELD - LB./ACRE	1/
PROD. - LB.	1/
FARM VALUE	1/

SOYBEANS 2000

ACRES PLANTED	40,600	27
ACRES HARVESTED	39,000	24
YIELD - BU./ACRE	18.0	67
PROD. - BU.	700,600	23
FARM VALUE	\$3,331,000	23
IRRIGATED ACRES HARV.	1/	
YIELD - BU./ACRE	1/	
PROD. - BU.	1/	
NON-IRRIGATED ACRES HARV.	1/	
YIELD - BU./ACRE	1/	
PROD. - BU.	1/	

ALFALFA HAY 2000

ACRES HARVESTED	3,100	80
YIELD - TONS/ACRE	2.5	85
PROD. - TONS	7,700	85
FARM VALUE	\$696,000	85

ALL OTHER HAY 2000

ACRES HARVESTED	44,700	10
YIELD - TONS/ACRE	1.9	21
PROD. - TONS	86,500	1
FARM VALUE	\$4,552,000	6

ALL HAY 2000

ACRES HARVESTED	47,800	14
YIELD - TONS/ACRE	2.0	61
PROD. - TONS	94,200	15
FARM VALUE	\$5,248,000	27
PASTURE ACREAGE-1997 CENSUS OF AG	167,000	44

LIVESTOCK INVENTORIES

ALL CATTLE, JAN. 1, 2001	53,800	43
COWS THAT HAVE CALVED	22,500	11
BEEF	21,800	7
MILK	700	20
OTHER CATTLE	31,300	48
CATTLE ON FEED-JAN. 1, 2001	2/	
CALVES BORN - 2000	21,200	10
HOGS - DEC. 1, 2000	2,400	42
ALL SHEEP AND LAMBS, JAN 1, 2001	800	29
CHICKENS, DEC. 1, 2000	2/	

INVENTORY VALUES

CATTLE AND CALVES-JAN. 1, 2001	\$37,120,000	43
HOGS AND PIGS-DEC. 1, 2000	\$168,000	42
SHEEP AND LAMBS-JAN. 1, 2001	\$92,000	29
CHICKENS-DEC. 1, 2000	2/	

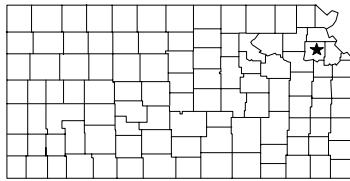
PRODUCTION

MILK-2000-1,000 LBS.	11,000	20
FARM VALUE	\$1,276,000	20
EGGS-2000 (000)	2/	
FARM VALUE	2/	

1/ DATA NOT PUBLISHED FOR ALL PRACTICES BECAUSE OF INSUFFICIENT REPORTS OR RELATIVE UNIMPORTANCE OF SOME PRACTICES.

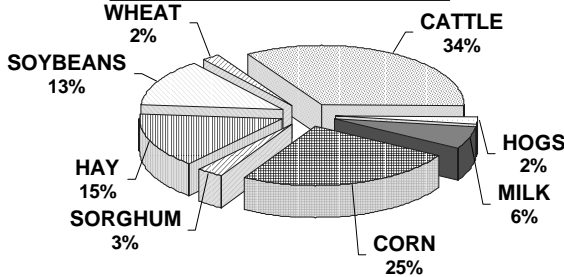
2/ DATA NOT PUBLISHED TO AVOID DISCLOSURE OF INDIVIDUAL REPORTS.

FARM FACTS 2000-2001



RANK IN
STATE

VALUE OF PRODUCTION JEFFERSON COUNTY



SORGHUM 2000

ACRES PLANTED	6,700	91
ACRES HARV. FOR GRAIN	6,500	89
YIELD - BU./ACRE	78.0	15
PROD. - BU.	510,100	86
FARM VALUE	\$872,000	85
IRRIGATED ACRES HARV.	1/	
YIELD - BU./ACRE	1/	
PROD. - BU.	1/	
NON-IRRIGATED ACRES HARV.	6,500	55
YIELD - BU./ACRE	78.0	15
PROD. - BU.	510,100	53
ACRES HARV. FOR SILAGE	100	73
YIELD - TONS/ACRE	9.0	62
PROD. - TONS	900	83
FARM VALUE	\$12,800	88

SUNFLOWERS 2000

ACRES PLANTED	1/
ACRES HARVESTED	1/
YIELD - LB./ACRE	1/
PROD. - LB.	1/
FARM VALUE	1/

SOYBEANS 2000

ACRES PLANTED	44,700	24
ACRES HARVESTED	41,400	22
YIELD - BU./ACRE	20.0	62
PROD. - BU.	846,900	15
FARM VALUE	\$4,027,000	15
IRRIGATED ACRES HARV.	1/	
YIELD - BU./ACRE	1/	
PROD. - BU.	1/	
NON-IRRIGATED ACRES HARV.	1/	
YIELD - BU./ACRE	1/	
PROD. - BU.	1/	

ALFALFA HAY 2000

ACRES HARVESTED	2,400	90
YIELD - TONS/ACRE	3.6	39
PROD. - TONS	8,600	82
FARM VALUE	\$777,000	78

ALL OTHER HAY 2000

ACRES HARVESTED	49,700	5
YIELD - TONS/ACRE	1.6	47
PROD. - TONS	78,800	4
FARM VALUE	\$4,146,500	9

ALL HAY 2000

ACRES HARVESTED	52,100	10
YIELD - TONS/ACRE	1.7	76
PROD. - TONS	87,400	21
FARM VALUE	\$4,923,500	33
PASTURE ACREAGE-1997 CENSUS OF AG	107,000	82

LIVESTOCK INVENTORIES

ALL CATTLE, JAN. 1, 2001	41,800	63
COWS THAT HAVE CALVED	17,700	41
BEEF	16,800	30
MILK	900	15
OTHER CATTLE	24,100	69
CATTLE ON FEED-JAN. 1, 2001	2/	
CALVES BORN - 2000	16,400	38
HOGS - DEC. 1, 2000	3,400	39
ALL SHEEP AND LAMBS, JAN 1, 2001	2/	
CHICKENS, DEC. 1, 2000	2/	

INVENTORY VALUES

CATTLE AND CALVES-JAN. 1, 2001	\$28,840,000	63
HOGS AND PIGS-DEC. 1, 2000	\$238,000	39
SHEEP AND LAMBS-JAN. 1, 2001	2/	
CHICKENS-DEC. 1, 2000	2/	

PRODUCTION

MILK-2000-1,000 LBS.	15,600	15
FARM VALUE	\$1,809,600	15
EGGS-2000 (000)	2/	
FARM VALUE	2/	

1/ DATA NOT PUBLISHED FOR ALL PRACTICES BECAUSE OF INSUFFICIENT REPORTS OR RELATIVE UNIMPORTANCE OF SOME PRACTICES.

2/ DATA NOT PUBLISHED TO AVOID DISCLOSURE OF INDIVIDUAL REPORTS.

RANK IN
STATE

POPULATION-2000-U.S. CENSUS EST.	18,426	29
NO. OF FARMS 2000	1,010	10
LAND IN FARMS 2000-ACRES	279,000	93
ACRES HARVESTED 2000	141,800	83
VALUE OF CROPS HARV. 2000	\$18,564,700	71
VALUE OF LIVESTOCK PROD. 2000	\$13,341,510	76
PRECIPITATION JAN.-DEC. 2000-IN.	32.19	32
PRECIPITATION LONGTIME AVERAGE-IN.	39.03	15

WHEAT 2000

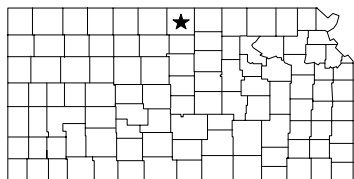
ACRES SEEDED IN 1999	6,100	101
ACRES HARVESTED IN 2000	5,800	101
YIELD-BU./ACRE	49.0	1
PROD-BU.	282,000	95
FARM VALUE	\$775,000	95
IRRIGATED ACRES HARV.	1/	
YIELD - BU./ACRE	1/	
PROD. - BU.	1/	
CONT. CROP DRYLAND ACRES HARV.	5,800	101
YIELD - BU./ACRE	49.0	1
PROD. - BU.	282,000	90
SUMMER FALLOW ACRES HARV.	1/	
YIELD - BU./ACRE	1/	
PROD. - BU.	1/	

CORN 2000

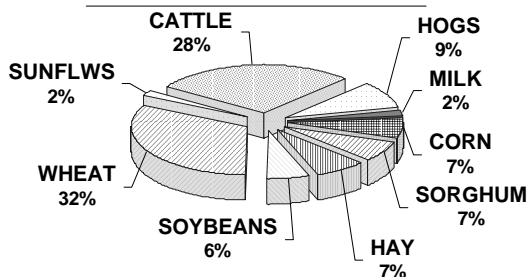
ACRES PLANTED	35,800	35
ACRES HARV. FOR GRAIN	34,800	34
YIELD - BU./ACRE	121.0	38
PROD. - BU.	4,207,000	29
FARM VALUE	\$7,740,700	30
IRRIGATED ACRES HARV.	1/	
YIELD - BU./ACRE	1/	
PROD. - BU.	1/	
NON-IRRIGATED ACRES HARV.	1/	
YIELD - BU./ACRE	1/	
PROD. - BU.	1/	
ACRES HARV. FOR SILAGE	700	67
YIELD - TONS/ACRE	11.1	53
PROD. - TONS	7,800	73
FARM VALUE	\$132,100	73

08/01 087

FARM FACTS 2000-2001



VALUE OF PRODUCTION JEWELL COUNTY



RANK IN STATE

POPULATION-2000-U.S. CENSUS EST.	3,791	79
NO. OF FARMS 2000	630	41
LAND IN FARMS 2000-ACRES	485,000	43
ACRES HARVESTED 2000	242,520	31
VALUE OF CROPS HARV. 2000	\$23,320,900	47
VALUE OF LIVESTOCK PROD. 2000	\$15,227,301	70
PRECIPITATION JAN.-DEC. 2000-IN.	18.16	88
PRECIPITATION LONGTIME AVERAGE-IN.	28.68	54

WHEAT 2000

ACRES SEEDED IN 1999	132,000	28
ACRES HARVESTED IN 2000	124,300	31
YIELD-BU./ACRE	36.0	71
PROD.-BU.	4,489,000	31
FARM VALUE	\$12,170,000	31
IRRIGATED ACRES HARV.	1/	
YIELD - BU./ACRE	1/	
PROD. - BU.	1/	
CONT. CROP DRYLAND ACRES HARV.	95,700	19
YIELD - BU./ACRE	35.0	64
PROD. - BU.	3,303,000	22
SUMMER FALLOW ACRES HARV.	28,600	42
YIELD - BU./ACRE	41.0	14
PROD. - BU.	1,186,000	38

CORN 2000

ACRES PLANTED	16,100	64
ACRES HARV. FOR GRAIN	14,900	61
YIELD - BU./ACRE	89.0	81
PROD. - BU.	1,332,000	66
FARM VALUE	\$2,557,400	66
IRRIGATED ACRES HARV.	5,500	41
YIELD - BU./ACRE	149.0	44
PROD. - BU.	819,000	41
NON-IRRIGATED ACRES HARV.	9,400	28
YIELD - BU./ACRE	55.0	39
PROD. - BU.	513,000	30
ACRES HARV. FOR SILAGE	500	76
YIELD - TONS/ACRE	8.0	89
PROD. - TONS	4,000	79
FARM VALUE	\$71,400	79

SORGHUM 2000

ACRES PLANTED	67,400	14
ACRES HARV. FOR GRAIN	50,900	20
YIELD - BU./ACRE	29.0	104
PROD. - BU.	1,475,200	48
FARM VALUE	\$2,580,900	49
IRRIGATED ACRES HARV.	1/	
YIELD - BU./ACRE	1/	
PROD. - BU.	1/	
NON-IRRIGATED ACRES HARV.	1/	
YIELD - BU./ACRE	1/	
PROD. - BU.	1/	
ACRES HARV. FOR SILAGE	1,400	13
YIELD - TONS/ACRE	7.1	85
PROD. - TONS	10,000	26
FARM VALUE	\$153,100	26

SUNFLOWERS 2000

ACRES PLANTED	8,000	6
ACRES HARVESTED	7,800	6
YIELD - LB./ACRE	1,365	9
PROD. - LB.	10,650,000	4
FARM VALUE	\$584,600	4

SOYBEANS 2000

ACRES PLANTED	24,100	49
ACRES HARVESTED	18,000	54
YIELD - BU./ACRE	28.0	39
PROD. - BU.	512,400	38
FARM VALUE	\$2,405,000	40
IRRIGATED ACRES HARV.	4,400	15
YIELD - BU./ACRE	56.0	1
PROD. - BU.	248,000	14
NON-IRRIGATED ACRES HARV.	13,600	14
YIELD - BU./ACRE	19.0	7
PROD. - BU.	264,400	12

ALFALFA HAY 2000

ACRES HARVESTED	12,800	23
YIELD - TONS/ACRE	2.2	98
PROD. - TONS	28,300	40
FARM VALUE	\$1,971,500	46

ALL OTHER HAY 2000

ACRES HARVESTED	11,000	60
YIELD - TONS/ACRE	1.1	90
PROD. - TONS	12,600	72
FARM VALUE	\$782,000	72

ALL HAY 2000

ACRES HARVESTED	23,800	51
YIELD - TONS/ACRE	1.7	76
PROD. - TONS	40,900	72
FARM VALUE	\$2,753,500	73
PASTURE ACREAGE-1997 CENSUS OF AG	156,000	49

LIVESTOCK INVENTORIES

ALL CATTLE, JAN. 1, 2001	39,200	70
COWS THAT HAVE CALVED	15,300	53
BEEF	14,900	35
MILK	400	32
OTHER CATTLE	23,900	70
CATTLE ON FEED-JAN. 1, 2001	2/	
CALVES BORN - 2000	14,400	52
HOGS - DEC. 1, 2000	16,600	19
ALL SHEEP AND LAMBS, JAN 1, 2001	2,000	7
CHICKENS, DEC. 1, 2000	2/	

INVENTORY VALUES

CATTLE AND CALVES-JAN. 1, 2001	\$27,050,000	70
HOGS AND PIGS-DEC. 1, 2000	\$1,162,000	19
SHEEP AND LAMBS-JAN. 1, 2001	\$230,000	7
CHICKENS-DEC. 1, 2000	2/	

PRODUCTION

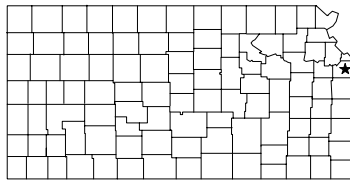
MILK-2000-1,000 LBS.	7,300	30
FARM VALUE	\$846,800	30
EGGS-2000 (000)	2/	
FARM VALUE	2/	

1/ DATA NOT PUBLISHED FOR ALL PRACTICES BECAUSE OF INSUFFICIENT REPORTS OR RELATIVE UNIMPORTANCE OF SOME PRACTICES.

2/ DATA NOT PUBLISHED TO AVOID DISCLOSURE OF INDIVIDUAL REPORTS.

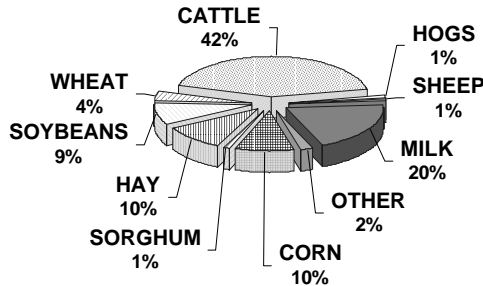
08/01 089

FARM FACTS 2000-2001



RANK IN
STATE

VALUE OF PRODUCTION JOHNSON COUNTY



SORGHUM 2000

ACRES PLANTED	2,400	100
ACRES HARV. FOR GRAIN	2,300	100
YIELD - BU./ACRE	72.0	23
PROD. - BU.	166,000	100
FARM VALUE	\$275,500	101
IRRIGATED ACRES HARV.	1/	
YIELD - BU./ACRE	1/	
PROD. - BU.	1/	
NON-IRRIGATED ACRES HARV.	2,300	65
YIELD - BU./ACRE	72.0	22
PROD. - BU.	166,000	64
ACRES HARV. FOR SILAGE	1/	
YIELD - TONS/ACRE	1/	
PROD. - TONS	1/	
FARM VALUE	1/	

SUNFLOWERS 2000

ACRES PLANTED	1/	
ACRES HARVESTED	1/	
YIELD - LB./ACRE	1/	
PROD. - LB.	1/	
FARM VALUE	1/	

SOYBEANS 2000

ACRES PLANTED	29,800	42
ACRES HARVESTED	28,500	37
YIELD - BU./ACRE	14.0	79
PROD. - BU.	400,000	52
FARM VALUE	\$1,909,000	52
IRRIGATED ACRES HARV.	1/	
YIELD - BU./ACRE	1/	
PROD. - BU.	1/	
NON-IRRIGATED ACRES HARV.	1/	
YIELD - BU./ACRE	1/	
PROD. - BU.	1/	

RANK IN
STATE

POPULATION-2000-U.S. CENSUS EST.	451,086	2
NO. OF FARMS 2000	660	39
LAND IN FARMS 2000-ACRES	141,000	104
ACRES HARVESTED 2000	70,340	100
VALUE OF CROPS HARV. 2000	\$7,058,400	102
VALUE OF LIVESTOCK PROD. 2000	\$13,241,011	77
PRECIPITATION JAN.-DEC. 2000-IN.	45.80	4
PRECIPITATION LONGTIME AVERAGE-IN.	39.56	13

ALFALFA HAY 2000

ACRES HARVESTED	900	102
YIELD - TONS/ACRE	2.3	97
PROD. - TONS	2,100	102
FARM VALUE	\$188,000	102

ALL OTHER HAY 2000

ACRES HARVESTED	20,000	36
YIELD - TONS/ACRE	1.4	63
PROD. - TONS	27,000	43
FARM VALUE	\$1,866,500	36

WHEAT 2000

ACRES SEEDED IN 1999	6,200	100
ACRES HARVESTED IN 2000	6,100	100
YIELD-BU./ACRE	44.0	6
PROD-BU.	270,000	96
FARM VALUE	\$720,000	96
IRRIGATED ACRES HARV.	1/	
YIELD - BU./ACRE	1/	
PROD. - BU.	1/	
CONT. CROP DRYLAND ACRES HARV.	6,100	100
YIELD - BU./ACRE	44.0	6
PROD. - BU.	270,000	92
SUMMER FALLOW ACRES HARV.	1/	
YIELD - BU./ACRE	1/	
PROD. - BU.	1/	

ALL HAY 2000

ACRES HARVESTED	20,900	59
YIELD - TONS/ACRE	1.4	98
PROD. - TONS	29,100	89
FARM VALUE	\$2,054,500	92
PASTURE ACREAGE-1997 CENSUS OF AG	53,000	100

LIVESTOCK INVENTORIES

ALL CATTLE, JAN. 1, 2001	31,500	86
COWS THAT HAVE CALVED	13,200	60
BEEF	2/	
MILK	2/	
OTHER CATTLE	18,300	87
CATTLE ON FEED-JAN. 1, 2001	2/	
CALVES BORN - 2000	12,000	61
HOGS - DEC. 1, 2000	500	53
ALL SHEEP AND LAMBS, JAN 1, 2001	2/	
CHICKENS, DEC. 1, 2000	2/	

CORN 2000

ACRES PLANTED	12,100	74
ACRES HARV. FOR GRAIN	11,800	72
YIELD - BU./ACRE	95.0	72
PROD. - BU.	1,119,000	72
FARM VALUE	\$2,036,500	73
IRRIGATED ACRES HARV.	1/	
YIELD - BU./ACRE	1/	
PROD. - BU.	1/	
NON-IRRIGATED ACRES HARV.	1/	
YIELD - BU./ACRE	1/	
PROD. - BU.	1/	
ACRES HARV. FOR SILAGE	100	93
YIELD - TONS/ACRE	11.0	56
PROD. - TONS	1,100	96
FARM VALUE	\$18,900	96

INVENTORY VALUES

CATTLE AND CALVES-JAN. 1, 2001	\$21,735,000	86
HOGS AND PIGS-DEC. 1, 2000	\$35,000	53
SHEEP AND LAMBS-JAN. 1, 2001	2/	
CHICKENS-DEC. 1, 2000	2/	

PRODUCTION

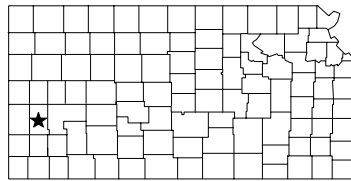
MILK-2000-1,000 LBS.	2/	
FARM VALUE	2/	
EGGS-2000 (000)	2/	
FARM VALUE	2/	

1/ DATA NOT PUBLISHED FOR ALL PRACTICES BECAUSE OF INSUFFICIENT REPORTS OR RELATIVE UNIMPORTANCE OF SOME PRACTICES.

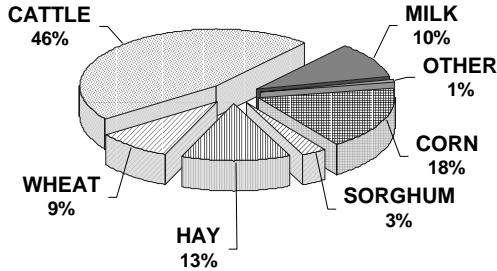
2/ DATA NOT PUBLISHED TO AVOID DISCLOSURE OF INDIVIDUAL REPORTS.

08/01 091

FARM FACTS 2000-2001



VALUE OF PRODUCTION KEARNY COUNTY



93

RANK IN STATE

POPULATION-2000-U.S. CENSUS EST.	4,531	75
NO. OF FARMS 2000	290	91
LAND IN FARMS 2000-ACRES	530,000	34
ACRES HARVESTED 2000	219,700	42
VALUE OF CROPS HARV. 2000	\$44,533,300	18
VALUE OF LIVESTOCK PROD. 2000	\$56,728,002	12
PRECIPITATION JAN.-DEC. 2000-IN.	17.26	94
PRECIPITATION LONGTIME AVERAGE-IN.	17.10	100

WHEAT 2000

ACRES SEEDDED IN 1999	111,000	44
ACRES HARVESTED IN 2000	108,000	44
YIELD-BU./ACRE	32.0	92
PROD.-BU.	3,506,000	53
FARM VALUE	\$9,435,000	54
IRRIGATED ACRES HARV.	12,600	14
YIELD - BU./ACRE	43.0	17
PROD. - BU.	541,900	13
CONT. CROP DRYLAND ACRES HARV.	10,300	84
YIELD - BU./ACRE	38.0	42
PROD. - BU.	388,400	80
SUMMER FALLOW ACRES HARV.	85,100	18
YIELD - BU./ACRE	30.0	58
PROD. - BU.	2,575,700	23

CORN 2000

ACRES PLANTED	60,100	19
ACRES HARV. FOR GRAIN	57,800	18
YIELD - BU./ACRE	139.0	25
PROD. - BU.	8,038,000	18
FARM VALUE	\$17,602,700	18
IRRIGATED ACRES HARV.	45,900	15
YIELD - BU./ACRE	165.0	27
PROD. - BU.	7,581,000	15
NON-IRRIGATED ACRES HARV.	11,900	24
YIELD - BU./ACRE	38.0	59
PROD. - BU.	457,000	32
ACRES HARV. FOR SILAGE	2,100	26
YIELD - TONS/ACRE	22.4	4
PROD. - TONS	47,000	11
FARM VALUE	\$957,300	10

SORGHUM 2000

ACRES PLANTED	24,600	60
ACRES HARV. FOR GRAIN	22,900	56
YIELD - BU./ACRE	63.0	45
PROD. - BU.	1,435,800	50
FARM VALUE	\$2,626,900	48
IRRIGATED ACRES HARV.	1,400	16
YIELD - BU./ACRE	91.0	19
PROD. - BU.	126,900	17
NON-IRRIGATED ACRES HARV.	21,500	29
YIELD - BU./ACRE	61.0	39
PROD. - BU.	1,308,900	24
ACRES HARV. FOR SILAGE	700	33
YIELD - TONS/ACRE	9.4	59
PROD. - TONS	6,600	35
FARM VALUE	\$111,100	32

SUNFLOWERS 2000

ACRES PLANTED	1/
ACRES HARVESTED	1/
YIELD - LB./ACRE	1/
PROD. - LB.	1/
FARM VALUE	1/

SOYBEANS 2000

ACRES PLANTED	2,700	91
ACRES HARVESTED	2,600	89
YIELD - BU./ACRE	34.0	20
PROD. - BU.	89,200	82
FARM VALUE	\$415,000	82
IRRIGATED ACRES HARV.	1/	
YIELD - BU./ACRE	1/	
PROD. - BU.	1/	
NON-IRRIGATED ACRES HARV.	1/	
YIELD - BU./ACRE	1/	
PROD. - BU.	1/	

ALFALFA HAY 2000

ACRES HARVESTED	22,000	6
YIELD - TONS/ACRE	6.8	5
PROD. - TONS	150,000	5
FARM VALUE	\$12,824,500	4

ALL OTHER HAY 2000

ACRES HARVESTED	2,000	97
YIELD - TONS/ACRE	3.4	1
PROD. - TONS	6,800	84
FARM VALUE	\$418,500	83

ALL HAY 2000

ACRES HARVESTED	24,000	50
YIELD - TONS/ACRE	6.5	2
PROD. - TONS	156,800	5
FARM VALUE	\$13,243,000	5
PASTURE ACREAGE-1997 CENSUS OF AG	149,000	51

LIVESTOCK INVENTORIES

ALL CATTLE, JAN. 1, 2001	106,000	8
COWS THAT HAVE CALVED	11,500	73
BEEF	2/	
MILK	2/	
OTHER CATTLE	94,500	8
CATTLE ON FEED-JAN. 1, 2001	2/	
CALVES BORN - 2000	10,900	70
HOGS - DEC. 1, 2000	2/	
ALL SHEEP AND LAMBS, JAN 1, 2001	2/	
CHICKENS, DEC. 1, 2000	2/	

INVENTORY VALUES

CATTLE AND CALVES-JAN. 1, 2001	\$73,140,000	8
HOGS AND PIGS-DEC. 1, 2000	2/	
SHEEP AND LAMBS-JAN. 1, 2001	2/	
CHICKENS-DEC. 1, 2000	2/	

PRODUCTION

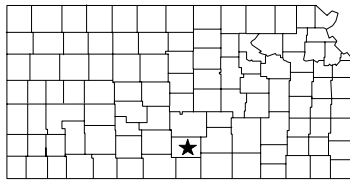
MILK-2000-1,000 LBS.	2/
FARM VALUE	2/
EGGS-2000 (000)	2/
FARM VALUE	2/

1/ DATA NOT PUBLISHED FOR ALL PRACTICES BECAUSE OF INSUFFICIENT REPORTS OR RELATIVE UNIMPORTANCE OF SOME PRACTICES.

2/ DATA NOT PUBLISHED TO AVOID DISCLOSURE OF INDIVIDUAL REPORTS.

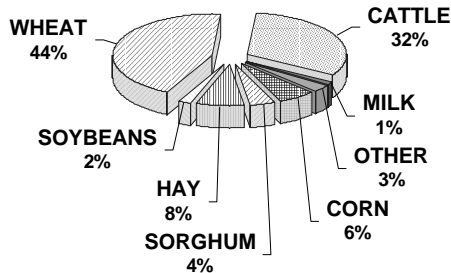
08/01 093

FARM FACTS 2000-2001



RANK IN
STATE

VALUE OF PRODUCTION KINGMAN COUNTY



SORGHUM 2000

ACRES PLANTED	20,800	65
ACRES HARV. FOR GRAIN	18,100	68
YIELD - BU./ACRE	52.0	73
PROD. - BU.	945,600	75
FARM VALUE	\$1,644,900	74
IRRIGATED ACRES HARV.	1/	
YIELD - BU./ACRE	1/	
PROD. - BU.	1/	
NON-IRRIGATED ACRES HARV.	1/	
YIELD - BU./ACRE	1/	
PROD. - BU.	1/	
ACRES HARV. FOR SILAGE	1,000	25
YIELD - TONS/ACRE	12.3	6
PROD. - TONS	12,300	19
FARM VALUE	\$207,200	15

SUNFLOWERS 2000

ACRES PLANTED	1,300	22
ACRES HARVESTED	1,100	21
YIELD - LB./ACRE	1,636	4
PROD. - LB.	1,800,000	20
FARM VALUE	\$93,700	21

SOYBEANS 2000

ACRES PLANTED	8,600	70
ACRES HARVESTED	8,400	70
YIELD - BU./ACRE	26.0	44
PROD. - BU.	216,100	66
FARM VALUE	\$1,031,000	66
IRRIGATED ACRES HARV.	3,500	17
YIELD - BU./ACRE	39.0	28
PROD. - BU.	138,000	19
NON-IRRIGATED ACRES HARV.	4,900	24
YIELD - BU./ACRE	16.0	15
PROD. - BU.	78,100	23

ALFALFA HAY 2000

ACRES HARVESTED	7,500	44
YIELD - TONS/ACRE	3.4	46
PROD. - TONS	25,700	42
FARM VALUE	\$1,892,500	49

ALL OTHER HAY 2000

ACRES HARVESTED	23,600	30
YIELD - TONS/ACRE	1.7	43
PROD. - TONS	40,000	29
FARM VALUE	\$1,982,000	33

ALL HAY 2000

ACRES HARVESTED	31,100	38
YIELD - TONS/ACRE	2.1	57
PROD. - TONS	65,700	39
FARM VALUE	\$3,874,500	46
PASTURE ACREAGE-1997 CENSUS OF AG	206,000	26

LIVESTOCK INVENTORIES

ALL CATTLE, JAN. 1, 2001	52,800	44
COWS THAT HAVE CALVED	19,900	23
BEEF	2/	
MILK	2/	
OTHER CATTLE	32,900	45
CATTLE ON FEED-JAN. 1, 2001	2/	
CALVES BORN - 2000	19,000	21
HOGS - DEC. 1, 2000	2/	
ALL SHEEP AND LAMBS, JAN 1, 2001	1,400	14
CHICKENS, DEC. 1, 2000	2/	

INVENTORY VALUES

CATTLE AND CALVES-JAN. 1, 2001	\$36,435,000	44
HOGS AND PIGS-DEC. 1, 2000	2/	
SHEEP AND LAMBS-JAN. 1, 2001	\$161,000	14
CHICKENS-DEC. 1, 2000	2/	

PRODUCTION

MILK-2000-1,000 LBS.	2/	
FARM VALUE	2/	
EGGS-2000 (000)	2/	
FARM VALUE	2/	

1/ DATA NOT PUBLISHED FOR ALL PRACTICES BECAUSE OF INSUFFICIENT REPORTS OR RELATIVE UNIMPORTANCE OF SOME PRACTICES.

2/ DATA NOT PUBLISHED TO AVOID DISCLOSURE OF INDIVIDUAL REPORTS.

RANK IN
STATE

POPULATION-2000-U.S. CENSUS EST.	8,673	48
NO. OF FARMS 2000	780	27
LAND IN FARMS 2000-ACRES	555,000	23
ACRES HARVESTED 2000	274,490	23
VALUE OF CROPS HARV. 2000	\$29,745,000	36
VALUE OF LIVESTOCK PROD. 2000	\$16,002,506	66
PRECIPITATION JAN.-DEC. 2000-IN.	46.14	2
PRECIPITATION LONGTIME AVERAGE-IN.	28.84	52

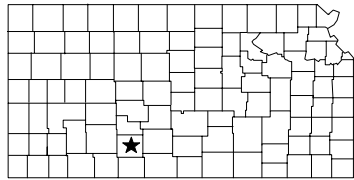
WHEAT 2000

ACRES SEEDDED IN 1999	210,000	6
ACRES HARVESTED IN 2000	204,800	6
YIELD-BU./ACRE	36.0	71
PROD-BU.	7,438,000	6
FARM VALUE	\$20,020,000	6
IRRIGATED ACRES HARV.	3,700	29
YIELD - BU./ACRE	45.0	13
PROD. - BU.	168,200	28
CONT. CROP DRYLAND ACRES HARV.	190,000	6
YIELD - BU./ACRE	36.0	58
PROD. - BU.	6,920,100	5
SUMMER FALLOW ACRES HARV.	11,100	55
YIELD - BU./ACRE	32.0	50
PROD. - BU.	349,700	55

CORN 2000

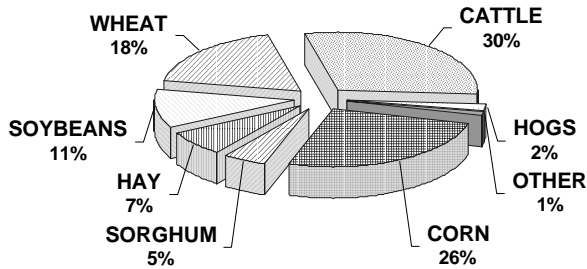
ACRES PLANTED	8,900	81
ACRES HARV. FOR GRAIN	7,900	79
YIELD - BU./ACRE	157.0	12
PROD. - BU.	1,241,000	69
FARM VALUE	\$2,581,200	64
IRRIGATED ACRES HARV.	7,000	39
YIELD - BU./ACRE	169.0	19
PROD. - BU.	1,186,000	37
NON-IRRIGATED ACRES HARV.	900	61
YIELD - BU./ACRE	61.0	34
PROD. - BU.	55,000	62
ACRES HARV. FOR SILAGE	800	61
YIELD - TONS/ACRE	11.8	50
PROD. - TONS	9,400	64
FARM VALUE	\$185,800	61

FARM FACTS 2000-2001



RANK IN
STATE

VALUE OF PRODUCTION KIOWA COUNTY



97

		RANK IN STATE
POPULATION-2000-U.S. CENSUS EST.	3,278	88
NO. OF FARMS 2000	320	87
LAND IN FARMS 2000-ACRES	427,000	63
ACRES HARVESTED 2000	147,780	80
VALUE OF CROPS HARV. 2000	\$23,575,200	46
VALUE OF LIVESTOCK PROD. 2000	\$10,981,800	92
PRECIPITATION JAN.-DEC. 2000-IN.	34.22	20
PRECIPITATION LONGTIME AVERAGE-IN.	23.60	71

WHEAT 2000

ACRES SEEDED IN 1999	73,000	64
ACRES HARVESTED IN 2000	69,300	64
YIELD-BU./ACRE	34.0	81
PROD.-BU.	2,336,000	67
FARM VALUE	\$6,285,000	66
IRRIGATED ACRES HARV.	6,700	20
YIELD - BU./ACRE	43.0	17
PROD. - BU.	290,500	20
CONT. CROP DRYLAND ACRES HARV.	33,400	46
YIELD - BU./ACRE	31.0	83
PROD. - BU.	1,033,800	49
SUMMER FALLOW ACRES HARV.	29,200	40
YIELD - BU./ACRE	35.0	37
PROD. - BU.	1,011,700	42

CORN 2000

ACRES PLANTED	28,200	40
ACRES HARV. FOR GRAIN	27,400	39
YIELD - BU./ACRE	155.0	15
PROD. - BU.	4,235,000	28
FARM VALUE	\$8,808,600	27
IRRIGATED ACRES HARV.	23,800	23
YIELD - BU./ACRE	166.0	25
PROD. - BU.	3,961,000	23
NON-IRRIGATED ACRES HARV.	3,600	48
YIELD - BU./ACRE	76.0	14
PROD. - BU.	274,000	44
ACRES HARV. FOR SILAGE	500	76
YIELD - TONS/ACRE	16.0	27
PROD. - TONS	8,000	69
FARM VALUE	\$158,100	66

SORGHUM 2000

ACRES PLANTED	20,500	67
ACRES HARV. FOR GRAIN	17,100	70
YIELD - BU./ACRE	57.0	60
PROD. - BU.	977,100	73
FARM VALUE	\$1,699,700	73
IRRIGATED ACRES HARV.	1/	
YIELD - BU./ACRE	1/	
PROD. - BU.	1/	
NON-IRRIGATED ACRES HARV.	1/	
YIELD - BU./ACRE	1/	
PROD. - BU.	1/	
ACRES HARV. FOR SILAGE	500	39
YIELD - TONS/ACRE	9.6	55
PROD. - TONS	4,800	38
FARM VALUE	\$80,900	38

SUNFLOWERS 2000

ACRES PLANTED	1/	
ACRES HARVESTED	1/	
YIELD - LB./ACRE	1/	
PROD. - LB.	1/	
FARM VALUE	1/	

SOYBEANS 2000

ACRES PLANTED	18,600	55
ACRES HARVESTED	18,200	53
YIELD - BU./ACRE	45.0	6
PROD. - BU.	819,000	16
FARM VALUE	\$3,910,000	16
IRRIGATED ACRES HARV.	14,300	8
YIELD - BU./ACRE	52.0	3
PROD. - BU.	744,000	5
NON-IRRIGATED ACRES HARV.	3,900	26
YIELD - BU./ACRE	19.0	7
PROD. - BU.	75,000	24

ALFALFA HAY 2000

ACRES HARVESTED	4,800	61
YIELD - TONS/ACRE	4.3	26
PROD. - TONS	20,800	55
FARM VALUE	\$1,532,000	59

ALL OTHER HAY 2000

ACRES HARVESTED	7,400	71
YIELD - TONS/ACRE	2.4	8
PROD. - TONS	17,500	62
FARM VALUE	\$867,000	67

ALL HAY 2000

ACRES HARVESTED	12,200	86
YIELD - TONS/ACRE	3.1	24
PROD. - TONS	38,300	76
FARM VALUE	\$2,399,000	81
PASTURE ACREAGE-1997 CENSUS OF AG	188,000	35

LIVESTOCK INVENTORIES

ALL CATTLE, JAN. 1, 2001	32,400	82
COWS THAT HAVE CALVED	11,600	72
BEEF	11,600	47
OTHER CATTLE	20,800	78
CATTLE ON FEED-JAN. 1, 2001	2/	
CALVES BORN - 2000	10,500	75
HOGS - DEC. 1, 2000	2/	
ALL SHEEP AND LAMBS, JAN 1, 2001	2/	
CHICKENS, DEC. 1, 2000	2/	

INVENTORY VALUES

CATTLE AND CALVES-JAN. 1, 2001	\$22,355,000	82
HOGS AND PIGS-DEC. 1, 2000	2/	
SHEEP AND LAMBS-JAN. 1, 2001	2/	
CHICKENS-DEC. 1, 2000	2/	

PRODUCTION

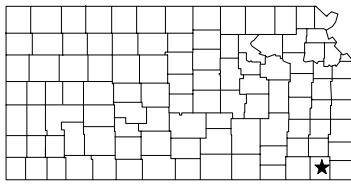
EGGS-2000 (000)	2/	
FARM VALUE	2/	

1/ DATA NOT PUBLISHED FOR ALL PRACTICES BECAUSE OF INSUFFICIENT REPORTS OR RELATIVE UNIMPORTANCE OF SOME PRACTICES.

2/ DATA NOT PUBLISHED TO AVOID DISCLOSURE OF INDIVIDUAL REPORTS.

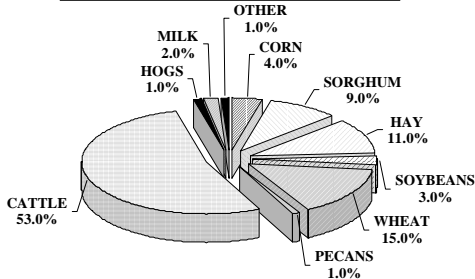
08/01 097

FARM FACTS 2000-2001



RANK IN
STATE

VALUE OF PRODUCTION LABETTE COUNTY



		RANK IN STATE
POPULATION-2000-U.S. CENSUS EST.	22,835	25
NO. OF FARMS 2000	920	17
LAND IN FARMS 2000-ACRES	344,000	80
ACRES HARVESTED 2000	158,620	74
VALUE OF CROPS HARV. 2000	\$18,176,500	75
VALUE OF LIVESTOCK PROD. 2000	\$22,856,006	43
PRECIPITATION JAN.-DEC. 2000-IN.	42.14	5
PRECIPITATION LONGTIME AVERAGE-IN.	40.02	11

WHEAT 2000

ACRES SEEDED IN 1999	61,100	70
ACRES HARVESTED IN 2000	59,000	69
YIELD-BU./ACRE	40.0	31
PROD-BU.	2,371,000	66
FARM VALUE	\$6,285,000	66
IRRIGATED ACRES HARV.	1/	
YIELD - BU./ACRE	1/	
PROD. - BU.	1/	
CONT. CROP DRYLAND ACRES HARV.	59,000	30
YIELD - BU./ACRE	40.0	27
PROD. - BU.	2,371,000	30
SUMMER FALLOW ACRES HARV.	1/	
YIELD - BU./ACRE	1/	
PROD. - BU.	1/	

CORN 2000

ACRES PLANTED	7,400	88
ACRES HARV. FOR GRAIN	7,100	82
YIELD - BU./ACRE	115.0	49
PROD. - BU.	817,000	81
FARM VALUE	\$1,568,600	81
IRRIGATED ACRES HARV.	1/	
YIELD - BU./ACRE	1/	
PROD. - BU.	1/	
NON-IRRIGATED ACRES HARV.	1/	
YIELD - BU./ACRE	1/	
PROD. - BU.	1/	
ACRES HARV. FOR SILAGE	200	85
YIELD - TONS/ACRE	9.0	76
PROD. - TONS	1,800	91
FARM VALUE	\$32,700	91

SORGHUM 2000

ACRES PLANTED	26,800	54
ACRES HARV. FOR GRAIN	25,800	52
YIELD - BU./ACRE	84.0	9
PROD. - BU.	2,163,700	30
FARM VALUE	\$3,677,400	34
IRRIGATED ACRES HARV.	1/	
YIELD - BU./ACRE	1/	
PROD. - BU.	1/	
NON-IRRIGATED ACRES HARV.	25,800	20
YIELD - BU./ACRE	84.0	9
PROD. - BU.	2,163,700	13
ACRES HARV. FOR SILAGE	1/	
YIELD - TONS/ACRE	1/	
PROD. - TONS	1/	
FARM VALUE	1/	

SUNFLOWERS 2000

ACRES PLANTED	1/	
ACRES HARVESTED	1/	
YIELD - LB./ACRE	1/	
PROD. - LB.	1/	
FARM VALUE	1/	

SOYBEANS 2000

ACRES PLANTED	53,200	19
ACRES HARVESTED	28,600	36
YIELD - BU./ACRE	9.0	102
PROD. - BU.	269,800	63
FARM VALUE	\$1,296,000	63
IRRIGATED ACRES HARV.	1/	
YIELD - BU./ACRE	1/	
PROD. - BU.	1/	
NON-IRRIGATED ACRES HARV.	1/	
YIELD - BU./ACRE	1/	
PROD. - BU.	1/	

ALFALFA HAY 2000

ACRES HARVESTED	2,900	85
YIELD - TONS/ACRE	3.4	46
PROD. - TONS	10,000	75
FARM VALUE	\$824,500	76

ALL OTHER HAY 2000

ACRES HARVESTED	32,500	21
YIELD - TONS/ACRE	1.8	33
PROD. - TONS	58,200	10
FARM VALUE	\$3,824,000	10

ALL HAY 2000

ACRES HARVESTED	35,400	31
YIELD - TONS/ACRE	1.9	66
PROD. - TONS	68,200	36
FARM VALUE	\$4,648,500	38
PASTURE ACREAGE-1997 CENSUS OF AG	146,000	54

LIVESTOCK INVENTORIES

ALL CATTLE, JAN. 1, 2001	65,000	26
COWS THAT HAVE CALVED	24,300	8
BEEF	23,800	6
MILK	500	25
OTHER CATTLE	40,700	34
CATTLE ON FEED-JAN. 1, 2001	2/	
CALVES BORN - 2000	22,400	7
HOGS - DEC. 1, 2000	2/	
ALL SHEEP AND LAMBS, JAN 1, 2001	900	26
CHICKENS, DEC. 1, 2000	2/	

INVENTORY VALUES

CATTLE AND CALVES-JAN. 1, 2001	\$44,850,000	26
HOGS AND PIGS-DEC. 1, 2000	2/	
SHEEP AND LAMBS-JAN. 1, 2001	\$104,000	26
CHICKENS-DEC. 1, 2000	2/	

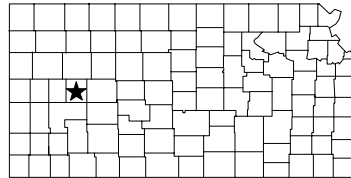
PRODUCTION

MILK-2000-1,000 LBS.	7,000	34
FARM VALUE	\$812,000	34
EGGS-2000 (000)	2/	
FARM VALUE	2/	

1/ DATA NOT PUBLISHED FOR ALL PRACTICES BECAUSE OF INSUFFICIENT REPORTS OR RELATIVE UNIMPORTANCE OF SOME PRACTICES.

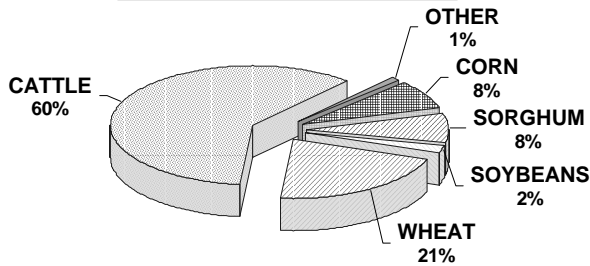
2/ DATA NOT PUBLISHED TO AVOID DISCLOSURE OF INDIVIDUAL REPORTS.

FARM FACTS 1999-2000



RANK IN
STATE

VALUE OF PRODUCTION LANE COUNTY



101

		RANK IN STATE
POPULATION-2000-U.S. CENSUS EST.	2,155	101
NO. OF FARMS 2000	290	91
LAND IN FARMS 2000-ACRES	438,000	58
ACRES HARVESTED 2000	181,070	62
VALUE OF CROPS HARV. 2000	\$19,741,900	66
VALUE OF LIVESTOCK PROD. 2000	\$30,020,601	29
PRECIPITATION JAN.-DEC. 2000-IN.	21.24	73
PRECIPITATION LONGTIME AVERAGE-IN.	20.26	88

WHEAT 2000

ACRES SEEDED IN 1999	113,000	43
ACRES HARVESTED IN 2000	110,100	43
YIELD-BU./ACRE	35.0	77
PROD.-BU.	3,887,000	42
FARM VALUE	\$10,420,000	43
IRRIGATED ACRES HARV.	5,300	23
YIELD - BU./ACRE	35.0	42
PROD. - BU.	184,000	25
CONT. CROP DRYLAND ACRES HARV.	11,500	81
YIELD - BU./ACRE	25.0	97
PROD. - BU.	290,900	88
SUMMER FALLOW ACRES HARV.	93,300	16
YIELD - BU./ACRE	37.0	28
PROD. - BU.	3,412,100	11

CORN 2000

ACRES PLANTED	17,900	60
ACRES HARV. FOR GRAIN	14,600	62
YIELD - BU./ACRE	93.0	74
PROD. - BU.	1,363,000	63
FARM VALUE	\$2,835,000	61
IRRIGATED ACRES HARV.	4,300	45
YIELD - BU./ACRE	166.0	25
PROD. - BU.	713,000	42
NON-IRRIGATED ACRES HARV.	10,300	27
YIELD - BU./ACRE	63.0	30
PROD. - BU.	650,000	26
ACRES HARV. FOR SILAGE	2,700	18
YIELD - TONS/ACRE	21.8	5
PROD. - TONS	58,800	9
FARM VALUE	\$1,138,200	9

SORGHUM 2000

ACRES PLANTED	46,700	29
ACRES HARV. FOR GRAIN	42,700	31
YIELD - BU./ACRE	54.0	64
PROD. - BU.	2,314,900	27
FARM VALUE	\$4,026,900	27
IRRIGATED ACRES HARV.	3,300	12
YIELD - BU./ACRE	94.0	11
PROD. - BU.	310,400	11
NON-IRRIGATED ACRES HARV.	39,400	13
YIELD - BU./ACRE	51.0	52
PROD. - BU.	2,004,500	17
ACRES HARV. FOR SILAGE	900	28
YIELD - TONS/ACRE	8.8	71
PROD. - TONS	7,900	31
FARM VALUE	\$137,100	29

SUNFLOWERS 2000

ACRES PLANTED	1/
ACRES HARVESTED	1/
YIELD - LB./ACRE	1/
PROD. - LB.	1/
FARM VALUE	1/

SOYBEANS 2000

ACRES PLANTED	5,600	78
ACRES HARVESTED	5,500	75
YIELD - BU./ACRE	30.0	32
PROD. - BU.	164,400	74
FARM VALUE	\$766,000	74
IRRIGATED ACRES HARV.	1/	
YIELD - BU./ACRE	1/	
PROD. - BU.	1/	
NON-IRRIGATED ACRES HARV.	1/	
YIELD - BU./ACRE	1/	
PROD. - BU.	1/	

ALFALFA HAY 2000

ACRES HARVESTED	700	104
YIELD - TONS/ACRE	2.9	71
PROD. - TONS	2,000	103
FARM VALUE	\$160,000	103

ALL OTHER HAY 2000

ACRES HARVESTED	2,000	97
YIELD - TONS/ACRE	1.4	63
PROD. - TONS	2,700	101
FARM VALUE	\$139,000	102

ALL HAY 2000

ACRES HARVESTED	2,700	104
YIELD - TONS/ACRE	1.7	76
PROD. - TONS	4,700	105
FARM VALUE	\$299,000	105
PASTURE ACREAGE-1997 CENSUS OF AG	126,000	72

LIVESTOCK INVENTORIES

ALL CATTLE, JAN. 1, 2001	77,300	17
COWS THAT HAVE CALVED	6,800	97
BEEF	6,800	59
OTHER CATTLE	70,500	12
CATTLE ON FEED-JAN. 1, 2001	2/	
CALVES BORN - 2000	6,100	96
HOGS - DEC. 1, 2000	2/	
ALL SHEEP AND LAMBS, JAN 1, 2001	2/	
CHICKENS, DEC. 1, 2000	2/	

INVENTORY VALUES

CATTLE AND CALVES-JAN. 1, 2001	\$53,335,000	17
HOGS AND PIGS-DEC. 1, 2000	2/	
SHEEP AND LAMBS-JAN. 1, 2001	2/	
CHICKENS-DEC. 1, 2000	2/	

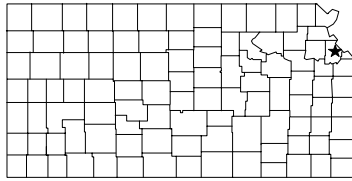
PRODUCTION

EGGS-2000 (000)	2/
FARM VALUE	2/

1/ DATA NOT PUBLISHED FOR ALL PRACTICES BECAUSE OF INSUFFICIENT REPORTS OR RELATIVE UNIMPORTANCE OF SOME PRACTICES.

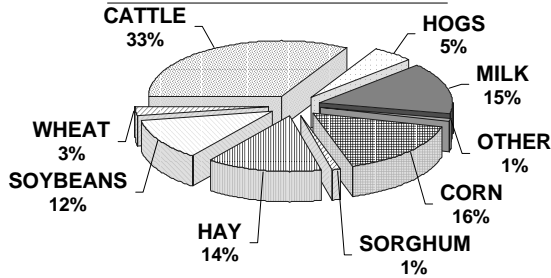
2/ DATA NOT PUBLISHED TO AVOID DISCLOSURE OF INDIVIDUAL REPORTS.

FARM FACTS 2000-2001



RANK IN
STATE

VALUE OF PRODUCTION LEAVENWORTH COUNTY



103

SORGHUM 2000

ACRES PLANTED	2,300	102
ACRES HARV. FOR GRAIN	2,100	101
YIELD - BU./ACRE	77.0	17
PROD. - BU.	161,200	101
FARM VALUE	\$275,600	100
IRRIGATED ACRES HARV.	1/	
YIELD - BU./ACRE	1/	
PROD. - BU.	1/	
NON-IRRIGATED ACRES HARV.	2,100	66
YIELD - BU./ACRE	77.0	17
PROD. - BU.	161,200	65
ACRES HARV. FOR SILAGE	100	73
YIELD - TONS/ACRE	8.0	77
PROD. - TONS	800	89
FARM VALUE	\$11,400	92

SUNFLOWERS 2000

ACRES PLANTED	1/	
ACRES HARVESTED	1/	
YIELD - LB./ACRE	1/	
PROD. - LB.	1/	
FARM VALUE	1/	

SOYBEANS 2000

ACRES PLANTED	32,300	40
ACRES HARVESTED	31,100	34
YIELD - BU./ACRE	21.0	57
PROD. - BU.	642,200	27
FARM VALUE	\$3,053,000	27
IRRIGATED ACRES HARV.	1/	
YIELD - BU./ACRE	1/	
PROD. - BU.	1/	
NON-IRRIGATED ACRES HARV.	1/	
YIELD - BU./ACRE	1/	
PROD. - BU.	1/	

ALFALFA HAY 2000

ACRES HARVESTED	3,500	71
YIELD - TONS/ACRE	1.5	104
PROD. - TONS	5,400	94
FARM VALUE	\$488,000	93

ALL OTHER HAY 2000

ACRES HARVESTED	35,800	14
YIELD - TONS/ACRE	1.6	47
PROD. - TONS	56,600	11
FARM VALUE	\$2,978,000	21

ALL HAY 2000

ACRES HARVESTED	39,300	21
YIELD - TONS/ACRE	1.6	83
PROD. - TONS	62,000	45
FARM VALUE	\$3,466,000	58
PASTURE ACREAGE-1997 CENSUS OF AG	84,000	91

LIVESTOCK INVENTORIES

ALL CATTLE, JAN. 1, 2001	32,200	84
COWS THAT HAVE CALVED	15,000	55
BEEF	13,100	39
MILK	1,900	7
OTHER CATTLE	17,200	88
CATTLE ON FEED-JAN. 1, 2001	2/	
CALVES BORN - 2000	14,400	52
HOGS - DEC. 1, 2000	6,200	34
ALL SHEEP AND LAMBS, JAN 1, 2001	2/	
CHICKENS, DEC. 1, 2000	2/	

INVENTORY VALUES

CATTLE AND CALVES-JAN. 1, 2001	\$22,220,000	84
HOGS AND PIGS-DEC. 1, 2000	\$434,000	34
SHEEP AND LAMBS-JAN. 1, 2001	2/	
CHICKENS-DEC. 1, 2000	2/	

PRODUCTION

MILK-2000-1,000 LBS.	31,600	7
FARM VALUE	\$3,665,600	7
EGGS-2000 (000)	2/	
FARM VALUE	2/	

1/ DATA NOT PUBLISHED FOR ALL PRACTICES BECAUSE OF INSUFFICIENT REPORTS OR RELATIVE UNIMPORTANCE OF SOME PRACTICES.

2/ DATA NOT PUBLISHED TO AVOID DISCLOSURE OF INDIVIDUAL REPORTS.

RANK IN
STATE

POPULATION-2000-U.S. CENSUS EST.	68,691	6
NO. OF FARMS 2000	1,070	8
LAND IN FARMS 2000-ACRES	211,000	102
ACRES HARVESTED 2000	99,010	96
VALUE OF CROPS HARV. 2000	\$11,587,200	93
VALUE OF LIVESTOCK PROD. 2000	\$13,045,602	78
PRECIPITATION JAN.-DEC. 2000-IN.	34.41	17
PRECIPITATION LONGTIME AVERAGE-IN.	40.54	9

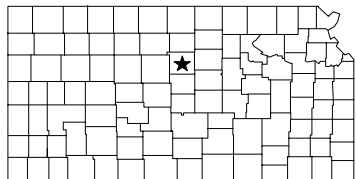
WHEAT 2000

ACRES SEEDED IN 1999	7,000	97
ACRES HARVESTED IN 2000	6,500	98
YIELD-BU./ACRE	38.0	51
PROD-BU.	249,000	98
FARM VALUE	\$685,000	98
IRRIGATED ACRES HARV.	1/	
YIELD - BU./ACRE	1/	
PROD. - BU.	1/	
CONT. CROP DRYLAND ACRES HARV.	6,500	98
YIELD - BU./ACRE	38.0	42
PROD. - BU.	249,000	95
SUMMER FALLOW ACRES HARV.	1/	
YIELD - BU./ACRE	1/	
PROD. - BU.	1/	

CORN 2000

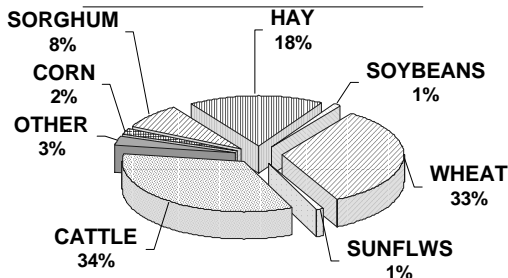
ACRES PLANTED	19,900	57
ACRES HARV. FOR GRAIN	18,900	53
YIELD - BU./ACRE	113.0	51
PROD. - BU.	2,133,000	52
FARM VALUE	\$3,924,600	52
IRRIGATED ACRES HARV.	1/	
YIELD - BU./ACRE	1/	
PROD. - BU.	1/	
NON-IRRIGATED ACRES HARV.	1/	
YIELD - BU./ACRE	1/	
PROD. - BU.	1/	
ACRES HARV. FOR SILAGE	600	74
YIELD - TONS/ACRE	13.3	41
PROD. - TONS	8,000	69
FARM VALUE	\$135,500	71

FARM FACTS 2000-2001



RANK IN
STATE

VALUE OF PRODUCTION LINCOLN COUNTY



105

		RANK IN STATE
POPULATION-2000-U.S. CENSUS EST.	3,578	81
NO. OF FARMS 2000	500	62
LAND IN FARMS 2000-ACRES	475,000	47
ACRES HARVESTED 2000	186,160	57
VALUE OF CROPS HARV. 2000	\$24,713,400	43
VALUE OF LIVESTOCK PROD. 2000	\$13,814,804	72
PRECIPITATION JAN.-DEC. 2000-IN.	28.28	49
PRECIPITATION LONGTIME AVERAGE-IN.	27.39	58

WHEAT 2000

ACRES SEEDDED IN 1999	110,000	45
ACRES HARVESTED IN 2000	107,800	45
YIELD-BU./ACRE	43.0	12
PROD.-BU.	4,670,000	28
FARM VALUE	\$12,755,000	28
IRRIGATED ACRES HARV.	1/	
YIELD - BU./ACRE	1/	
PROD. - BU.	1/	
CONT. CROP DRYLAND ACRES HARV.	88,700	21
YIELD - BU./ACRE	42.0	15
PROD. - BU.	3,756,800	19
SUMMER FALLOW ACRES HARV.	19,100	50
YIELD - BU./ACRE	48.0	1
PROD. - BU.	913,200	47

CORN 2000

ACRES PLANTED	3,600	96
ACRES HARV. FOR GRAIN	2,400	96
YIELD - BU./ACRE	79.0	89
PROD. - BU.	190,000	99
FARM VALUE	\$383,800	99
IRRIGATED ACRES HARV.	300	64
YIELD - BU./ACRE	103.0	65
PROD. - BU.	31,000	65
NON-IRRIGATED ACRES HARV.	2,100	54
YIELD - BU./ACRE	76.0	14
PROD. - BU.	159,000	52
ACRES HARV. FOR SILAGE	1,200	49
YIELD - TONS/ACRE	9.9	70
PROD. - TONS	11,900	57
FARM VALUE	\$220,800	57

SORGHUM 2000

ACRES PLANTED	35,700	40
ACRES HARV. FOR GRAIN	32,100	40
YIELD - BU./ACRE	53.0	70
PROD. - BU.	1,691,300	43
FARM VALUE	\$3,026,600	43
IRRIGATED ACRES HARV.	1/	
YIELD - BU./ACRE	1/	
PROD. - BU.	1/	
NON-IRRIGATED ACRES HARV.	1/	
YIELD - BU./ACRE	1/	
PROD. - BU.	1/	
ACRES HARV. FOR SILAGE	900	28
YIELD - TONS/ACRE	8.9	70
PROD. - TONS	8,000	30
FARM VALUE	\$126,600	30

SUNFLOWERS 2000

ACRES PLANTED	5,300	9
ACRES HARVESTED	5,100	9
YIELD - LB./ACRE	1,637	3
PROD. - LB.	8,350,000	7
FARM VALUE	\$508,800	7

SOYBEANS 2000

ACRES PLANTED	7,800	72
ACRES HARVESTED	7,700	71
YIELD - BU./ACRE	14.0	79
PROD. - BU.	110,800	78
FARM VALUE	\$529,000	78
IRRIGATED ACRES HARV.	200	32
YIELD - BU./ACRE	40.0	23
PROD. - BU.	8,000	34
NON-IRRIGATED ACRES HARV.	7,500	18
YIELD - BU./ACRE	14.0	21
PROD. - BU.	102,800	18

ALFALFA HAY 2000

ACRES HARVESTED	15,000	17
YIELD - TONS/ACRE	4.5	22
PROD. - TONS	68,100	16
FARM VALUE	\$5,674,500	16

ALL OTHER HAY 2000

ACRES HARVESTED	13,000	55
YIELD - TONS/ACRE	1.8	33
PROD. - TONS	22,800	51
FARM VALUE	\$1,433,500	49

ALL HAY 2000

ACRES HARVESTED	28,000	42
YIELD - TONS/ACRE	3.2	23
PROD. - TONS	90,900	17
FARM VALUE	\$7,108,000	14
PASTURE ACREAGE-1997 CENSUS OF AG	200,000	29

LIVESTOCK INVENTORIES

ALL CATTLE, JAN. 1, 2001	39,200	70
COWS THAT HAVE CALVED	17,850	39
BEEF	2/	
MILK	2/	
OTHER CATTLE	21,350	75
CATTLE ON FEED-JAN. 1, 2001	2/	
CALVES BORN - 2000	16,800	34
HOGS - DEC. 1, 2000	2/	
ALL SHEEP AND LAMBS, JAN 1, 2001	2/	
CHICKENS, DEC. 1, 2000	2/	

INVENTORY VALUES

CATTLE AND CALVES-JAN. 1, 2001	\$27,050,000	70
HOGS AND PIGS-DEC. 1, 2000	2/	
SHEEP AND LAMBS-JAN. 1, 2001	2/	
CHICKENS-DEC. 1, 2000	2/	

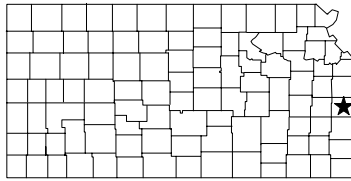
PRODUCTION

MILK-2000-1,000 LBS.	2/	
FARM VALUE	2/	
EGGS-2000 (000)	2/	
FARM VALUE	2/	

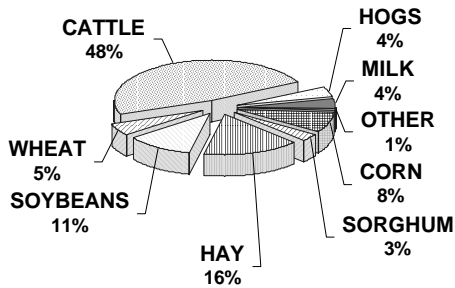
1/ DATA NOT PUBLISHED FOR ALL PRACTICES BECAUSE OF INSUFFICIENT REPORTS OR RELATIVE UNIMPORTANCE OF SOME PRACTICES.

2/ DATA NOT PUBLISHED TO AVOID DISCLOSURE OF INDIVIDUAL REPORTS.

FARM FACTS 2000-2001



VALUE OF PRODUCTION LINN COUNTY



RANK IN
STATE

SORGHUM 2000

ACRES PLANTED	6,400	92
ACRES HARV. FOR GRAIN	5,900	91
YIELD - BU./ACRE	66.0	37
PROD. - BU.	387,100	90
FARM VALUE	\$642,400	90
IRRIGATED ACRES HARV.	1/	
YIELD - BU./ACRE	1/	
PROD. - BU.	1/	
NON-IRRIGATED ACRES HARV.	5,900	56
YIELD - BU./ACRE	66.0	33
PROD. - BU.	387,100	55
ACRES HARV. FOR SILAGE	300	49
YIELD - TONS/ACRE	10.7	23
PROD. - TONS	3,200	49
FARM VALUE	\$47,300	54

SUNFLOWERS 2000

ACRES PLANTED	1/
ACRES HARVESTED	1/
YIELD - LB./ACRE	1/
PROD. - LB.	1/
FARM VALUE	1/

SOYBEANS 2000

ACRES PLANTED	52,300	20
ACRES HARVESTED	44,700	19
YIELD - BU./ACRE	11.0	89
PROD. - BU.	512,100	39
FARM VALUE	\$2,445,000	39
IRRIGATED ACRES HARV.	1/	
YIELD - BU./ACRE	1/	
PROD. - BU.	1/	
NON-IRRIGATED ACRES HARV.	1/	
YIELD - BU./ACRE	1/	
PROD. - BU.	1/	

ALFALFA HAY 2000

ACRES HARVESTED	1,700	96
YIELD - TONS/ACRE	2.5	85
PROD. - TONS	4,200	99
FARM VALUE	\$375,500	98

ALL OTHER HAY 2000

ACRES HARVESTED	31,000	24
YIELD - TONS/ACRE	1.4	63
PROD. - TONS	43,800	25
FARM VALUE	\$3,028,000	20

ALL HAY 2000

ACRES HARVESTED	32,700	34
YIELD - TONS/ACRE	1.5	92
PROD. - TONS	48,000	58
FARM VALUE	\$3,403,500	60
PASTURE ACREAGE-1997 CENSUS OF AG	129,000	68

LIVESTOCK INVENTORIES

ALL CATTLE, JAN. 1, 2001	41,200	65
COWS THAT HAVE CALVED	17,400	43
BEEF	16,900	28
MILK	500	25
OTHER CATTLE	23,800	71
CATTLE ON FEED-JAN. 1, 2001	2/	
CALVES BORN - 2000	16,000	41
HOGS - DEC. 1, 2000	8,500	30
ALL SHEEP AND LAMBS, JAN 1, 2001	2/	
CHICKENS, DEC. 1, 2000	2/	

INVENTORY VALUES

CATTLE AND CALVES-JAN. 1, 2001	\$28,425,000	66
HOGS AND PIGS-DEC. 1, 2000	\$595,000	30
SHEEP AND LAMBS-JAN. 1, 2001	2/	
CHICKENS-DEC. 1, 2000	2/	

PRODUCTION

MILK-2000-1,000 LBS.	8,400	26
FARM VALUE	\$974,400	26
EGGS-2000 (000)	2/	
FARM VALUE	2/	

1/ DATA NOT PUBLISHED FOR ALL PRACTICES BECAUSE OF INSUFFICIENT REPORTS OR RELATIVE UNIMPORTANCE OF SOME PRACTICES.

2/ DATA NOT PUBLISHED TO AVOID DISCLOSURE OF INDIVIDUAL REPORTS.

RANK IN
STATE

POPULATION-2000-U.S. CENSUS EST.	9,570	45
NO. OF FARMS 2000	740	30
LAND IN FARMS 2000-ACRES	275,000	94
ACRES HARVESTED 2000	105,000	92
VALUE OF CROPS HARV. 2000	\$9,419,600	98
VALUE OF LIVESTOCK PROD. 2000	\$12,478,805	82
PRECIPITATION JAN.-DEC. 2000-IN.	34.62	16
PRECIPITATION LONGTIME AVERAGE-IN.	41.00	6

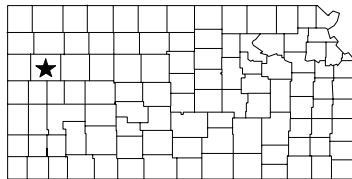
WHEAT 2000

ACRES SEEDING IN 1999	12,700	88
ACRES HARVESTED IN 2000	10,200	90
YIELD-BU./ACRE	39.0	42
PROD.-BU.	400,000	91
FARM VALUE	\$1,065,000	91
IRRIGATED ACRES HARV.	1/	
YIELD - BU./ACRE	1/	
PROD. - BU.	1/	
CONT. CROP DRYLAND ACRES HARV.	10,200	85
YIELD - BU./ACRE	39.0	35
PROD. - BU.	400,000	79
SUMMER FALLOW ACRES HARV.	1/	
YIELD - BU./ACRE	1/	
PROD. - BU.	1/	

CORN 2000

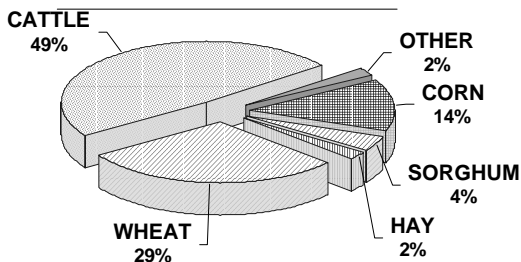
ACRES PLANTED	10,500	77
ACRES HARV. FOR GRAIN	10,100	75
YIELD - BU./ACRE	94.0	73
PROD. - BU.	952,000	78
FARM VALUE	\$1,732,600	79
IRRIGATED ACRES HARV.	1/	
YIELD - BU./ACRE	1/	
PROD. - BU.	1/	
NON-IRRIGATED ACRES HARV.	1/	
YIELD - BU./ACRE	1/	
PROD. - BU.	1/	
ACRES HARV. FOR SILAGE	100	93
YIELD - TONS/ACRE	9.0	76
PROD. - TONS	900	98
FARM VALUE	\$15,400	99

FARM FACTS 2000-2001



RANK IN
STATE

VALUE OF PRODUCTION LOGAN COUNTY



109

		RANK IN STATE
POPULATION-2000-U.S. CENSUS EST.	3,046	92
NO. OF FARMS 2000	360	84
LAND IN FARMS 2000-ACRES	620,000	13
ACRES HARVESTED 2000	202,000	50
VALUE OF CROPS HARV. 2000	\$18,112,500	76
VALUE OF LIVESTOCK PROD. 2000	\$17,956,701	55
PRECIPITATION JAN.-DEC. 2000-IN.	18.46	84
PRECIPITATION LONGTIME AVERAGE-IN.	19.50	90

WHEAT 2000

ACRES SEEDED IN 1999	141,000	23
ACRES HARVESTED IN 2000	136,000	23
YIELD - BU./ACRE	28.0	103
PROD.-BU.	3,875,000	44
FARM VALUE	\$10,390,000	45
IRRIGATED ACRES HARV.	1,000	40
YIELD - BU./ACRE	41.0	30
PROD. - BU.	41,400	40
CONT. CROP DRYLAND ACRES HARV.	15,400	70
YIELD - BU./ACRE	24.0	99
PROD. - BU.	371,000	82
SUMMER FALLOW ACRES HARV.	119,600	5
YIELD - BU./ACRE	29.0	60
PROD. - BU.	3,462,600	10

CORN 2000

ACRES PLANTED	36,800	33
ACRES HARV. FOR GRAIN	35,100	32
YIELD - BU./ACRE	64.0	100
PROD. - BU.	2,255,000	51
FARM VALUE	\$4,690,300	48
IRRIGATED ACRES HARV.	8,600	36
YIELD - BU./ACRE	148.0	45
PROD. - BU.	1,277,000	45
NON-IRRIGATED ACRES HARV.	26,500	11
YIELD - BU./ACRE	37.0	60
PROD. - BU.	978,000	18
ACRES HARV. FOR SILAGE	600	74
YIELD - TONS/ACRE	20.3	11
PROD. - TONS	12,200	55
FARM VALUE	\$236,200	54

SORGHUM 2000

ACRES PLANTED	25,000	58
ACRES HARV. FOR GRAIN	17,500	69
YIELD - BU./ACRE	45.0	86
PROD. - BU.	795,800	77
FARM VALUE	\$1,384,400	77
IRRIGATED ACRES HARV.	400	26
YIELD - BU./ACRE	101.0	1
PROD. - BU.	40,500	26
NON-IRRIGATED ACRES HARV.	17,100	37
YIELD - BU./ACRE	44.0	57
PROD. - BU.	755,300	44
ACRES HARV. FOR SILAGE	400	41
YIELD - TONS/ACRE	9.3	60
PROD. - TONS	3,700	45
FARM VALUE	\$64,200	43

SUNFLOWERS 2000

ACRES PLANTED	4,500	13
ACRES HARVESTED	4,400	13
YIELD - LB./ACRE	1,284	11
PROD. - LB.	5,650,000	12
FARM VALUE	\$313,600	12

SOYBEANS 2000

ACRES PLANTED	1,000	98
ACRES HARVESTED	900	98
YIELD - BU./ACRE	31.0	29
PROD. - BU.	28,000	97
FARM VALUE	\$130,000	97
IRRIGATED ACRES HARV.	1/	1/
YIELD - BU./ACRE	1/	1/
PROD. - BU.	1/	1/
NON-IRRIGATED ACRES HARV.	1/	1/
YIELD - BU./ACRE	1/	1/
PROD. - BU.	1/	1/

ALFALFA HAY 2000

ACRES HARVESTED	1,700	96
YIELD - TONS/ACRE	2.8	74
PROD. - TONS	4,800	96
FARM VALUE	\$384,000	97

ALL OTHER HAY 2000

ACRES HARVESTED	5,000	78
YIELD - TONS/ACRE	1.9	21
PROD. - TONS	9,700	76
FARM VALUE	\$499,500	78

ALL HAY 2000

ACRES HARVESTED	6,700	98
YIELD - TONS/ACRE	2.2	53
PROD. - TONS	14,500	100
FARM VALUE	\$883,500	100
PASTURE ACREAGE-1997 CENSUS OF AG	285,000	10

LIVESTOCK INVENTORIES

ALL CATTLE, JAN. 1, 2001	30,100	89
COWS THAT HAVE CALVED	11,750	71
BEEF	2/	
MILK	2/	
OTHER CATTLE	18,350	86
CATTLE ON FEED-JAN. 1, 2001	2/	
CALVES BORN - 2000	10,700	72
HOGS - DEC. 1, 2000	2/	
ALL SHEEP AND LAMBS, JAN 1, 2001	2/	
CHICKENS, DEC. 1, 2000	2/	

INVENTORY VALUES

CATTLE AND CALVES-JAN. 1, 2001	\$20,770,000	89
HOGS AND PIGS-DEC. 1, 2000	2/	
SHEEP AND LAMBS-JAN. 1, 2001	2/	
CHICKENS-DEC. 1, 2000	2/	

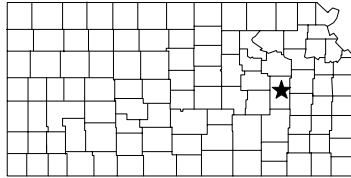
PRODUCTION

MILK-2000-1,000 LBS.	2/	
FARM VALUE	2/	
EGGS-2000 (000)	2/	
FARM VALUE	2/	

1/ DATA NOT PUBLISHED FOR ALL PRACTICES BECAUSE OF INSUFFICIENT REPORTS OR RELATIVE UNIMPORTANCE OF SOME PRACTICES.

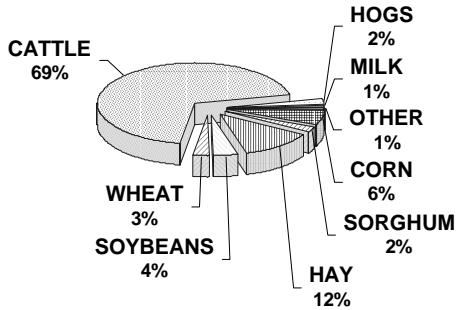
2/ DATA NOT PUBLISHED TO AVOID DISCLOSURE OF INDIVIDUAL REPORTS.

FARM FACTS 2000-2001



RANK IN
STATE

VALUE OF PRODUCTION LYON COUNTY



SORGHUM 2000

ACRES PLANTED	12,800	79
ACRES HARV. FOR GRAIN	11,700	80
YIELD - BU./ACRE	60.0	54
PROD. - BU.	706,700	81
FARM VALUE	\$1,172,800	81
IRRIGATED ACRES HARV.	1/	
YIELD - BU./ACRE	1/	
PROD. - BU.	1/	
NON-IRRIGATED ACRES HARV.	11,700	47
YIELD - BU./ACRE	60.0	40
PROD. - BU.	706,700	46
ACRES HARV. FOR SILAGE	400	41
YIELD - TONS/ACRE	7.0	86
PROD. - TONS	2,800	58
FARM VALUE	\$41,400	58

SUNFLOWERS 2000

ACRES PLANTED	1/	
ACRES HARVESTED	1/	
YIELD - LB./ACRE	1/	
PROD. - LB.	1/	
FARM VALUE	1/	

SOYBEANS 2000

ACRES PLANTED	69,300	11
ACRES HARVESTED	51,100	13
YIELD - BU./ACRE	10.0	97
PROD. - BU.	500,200	42
FARM VALUE	\$2,388,000	43
IRRIGATED ACRES HARV.	1/	
YIELD - BU./ACRE	1/	
PROD. - BU.	1/	
NON-IRRIGATED ACRES HARV.	1/	
YIELD - BU./ACRE	1/	
PROD. - BU.	1/	

ALFALFA HAY 2000

ACRES HARVESTED	6,100	53
YIELD - TONS/ACRE	2.4	94
PROD. - TONS	14,900	68
FARM VALUE	\$1,333,000	64

ALL OTHER HAY 2000

ACRES HARVESTED	70,800	1
YIELD - TONS/ACRE	1.1	90
PROD. - TONS	75,200	6
FARM VALUE	\$5,199,000	4

ALL HAY 2000

ACRES HARVESTED	76,900	1
YIELD - TONS/ACRE	1.2	102
PROD. - TONS	90,100	18
FARM VALUE	\$6,532,000	19
PASTURE ACREAGE-1997 CENSUS OF AG	274,000	11

LIVESTOCK INVENTORIES

ALL CATTLE, JAN. 1, 2001	84,200	15
COWS THAT HAVE CALVED	19,500	26
BEEF	19,100	18
MILK	400	32
OTHER CATTLE	64,700	16
CATTLE ON FEED-JAN. 1, 2001	2/	
CALVES BORN - 2000	17,600	27
HOGS - DEC. 1, 2000	7,000	33
ALL SHEEP AND LAMBS, JAN 1, 2001	1,200	20
CHICKENS, DEC. 1, 2000	2/	

INVENTORY VALUES

CATTLE AND CALVES-JAN. 1, 2001	\$58,095,000	15
HOGS AND PIGS-DEC. 1, 2000	\$490,000	33
SHEEP AND LAMBS-JAN. 1, 2001	\$138,000	20
CHICKENS-DEC. 1, 2000	2/	

PRODUCTION

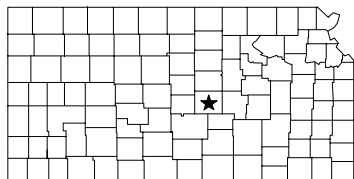
MILK-2000-1,000 LBS.	5,700	36
FARM VALUE	\$661,200	36
EGGS-2000 (000)	2/	
FARM VALUE	2/	

1/ DATA NOT PUBLISHED FOR ALL PRACTICES BECAUSE OF INSUFFICIENT REPORTS OR RELATIVE UNIMPORTANCE OF SOME PRACTICES.

2/ DATA NOT PUBLISHED TO AVOID DISCLOSURE OF INDIVIDUAL REPORTS.

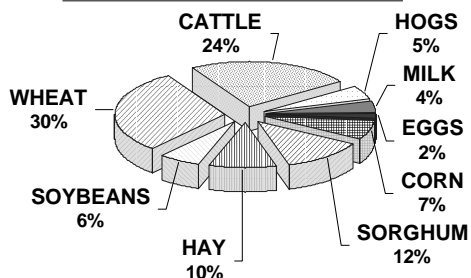
POPULATION-2000-U.S. CENSUS EST.	35,935	15
NO. OF FARMS 2000	880	19
LAND IN FARMS 2000-ACRES	489,000	42
ACRES HARVESTED 2000	181,950	61
VALUE OF CROPS HARV. 2000	\$14,791,700	82
VALUE OF LIVESTOCK PROD. 2000	\$38,490,105	21
PRECIPITATION JAN.-DEC. 2000-IN.	25.68	58
PRECIPITATION LONGTIME AVERAGE-IN.	38.66	19
<u>WHEAT 2000</u>		
ACRES SEEDED IN 1999	16,200	83
ACRES HARVESTED IN 2000	14,000	87
YIELD-BU./ACRE	38.0	51
PROD-BU.	525,000	87
FARM VALUE	\$1,395,000	87
IRRIGATED ACRES HARV.	1/	
YIELD - BU./ACRE	1/	
PROD. - BU.	1/	
CONT. CROP DRYLAND ACRES HARV.	14,000	75
YIELD - BU./ACRE	38.0	42
PROD. - BU.	525,000	70
SUMMER FALLOW ACRES HARV.	1/	
YIELD - BU./ACRE	1/	
PROD. - BU.	1/	
<u>CORN 2000</u>		
ACRES PLANTED	27,300	41
ACRES HARV. FOR GRAIN	22,400	48
YIELD - BU./ACRE	59.0	102
PROD. - BU.	1,332,000	66
FARM VALUE	\$2,424,200	68
IRRIGATED ACRES HARV.	1/	
YIELD - BU./ACRE	1/	
PROD. - BU.	1/	
NON-IRRIGATED ACRES HARV.	1/	
YIELD - BU./ACRE	1/	
PROD. - BU.	1/	
ACRES HARV. FOR SILAGE	4,600	6
YIELD - TONS/ACRE	9.8	72
PROD. - TONS	45,100	13
FARM VALUE	\$773,000	14

FARM FACTS 2000-2001



RANK IN
STATE

VALUE OF PRODUCTION MCPHERSON COUNTY



113

		RANK IN STATE
POPULATION-2000-U.S. CENSUS EST.	29,554	18
NO. OF FARMS 2000	1,230	4
LAND IN FARMS 2000-ACRES	529,000	35
ACRES HARVESTED 2000	378,400	5
VALUE OF CROPS HARV. 2000	\$50,955,200	10
VALUE OF LIVESTOCK PROD. 2000	\$27,282,610	32
PRECIPITATION JAN.-DEC. 2000-IN.	34.34	18
PRECIPITATION LONGTIME AVERAGE-IN.	29.85	47

WHEAT 2000

ACRES SEEDED IN 1999	218,000	4
ACRES HARVESTED IN 2000	214,500	4
YIELD-BU./ACRE	40.0	31
PROD.-BU.	8,659,000	3
FARM VALUE	\$23,650,000	3
IRRIGATED ACRES HARV.	1/	
YIELD - BU./ACRE	1/	
PROD. - BU.	1/	
CONT. CROP DRYLAND ACRES HARV.	203,200	4
YIELD - BU./ACRE	41.0	22
PROD. - BU.	8,241,200	3
SUMMER FALLOW ACRES HARV.	11,300	53
YIELD - BU./ACRE	37.0	28
PROD. - BU.	417,800	53

CORN 2000

ACRES PLANTED	20,400	53
ACRES HARV. FOR GRAIN	19,100	52
YIELD - BU./ACRE	134.0	31
PROD. - BU.	2,556,000	45
FARM VALUE	\$5,163,000	45
IRRIGATED ACRES HARV.	11,800	32
YIELD - BU./ACRE	164.0	31
PROD. - BU.	1,932,000	30
NON-IRRIGATED ACRES HARV.	7,300	35
YIELD - BU./ACRE	85.0	6
PROD. - BU.	624,000	27
ACRES HARV. FOR SILAGE	1,000	55
YIELD - TONS/ACRE	15.1	34
PROD. - TONS	15,100	49
FARM VALUE	\$280,100	50

SORGHUM 2000

ACRES PLANTED	79,200	4
ACRES HARV. FOR GRAIN	73,500	5
YIELD - BU./ACRE	67.0	34
PROD. - BU.	4,915,200	5
FARM VALUE	\$8,795,900	3
IRRIGATED ACRES HARV.	1/	
YIELD - BU./ACRE	1/	
PROD. - BU.	1/	
NON-IRRIGATED ACRES HARV.	1/	
YIELD - BU./ACRE	1/	
PROD. - BU.	1/	
ACRES HARV. FOR SILAGE	1,300	16
YIELD - TONS/ACRE	13.9	1
PROD. - TONS	18,100	7
FARM VALUE	\$286,400	8

SUNFLOWERS 2000

ACRES PLANTED	1,400	19
ACRES HARVESTED	1,400	19
YIELD - LB./ACRE	1,464	8
PROD. - LB.	2,050,000	18
FARM VALUE	\$110,100	18

SOYBEANS 2000

ACRES PLANTED	37,400	35
ACRES HARVESTED	36,000	29
YIELD - BU./ACRE	27.0	42
PROD. - BU.	986,500	12
FARM VALUE	\$4,720,000	12
IRRIGATED ACRES HARV.	11,900	11
YIELD - BU./ACRE	46.0	17
PROD. - BU.	543,800	11
NON-IRRIGATED ACRES HARV.	24,100	8
YIELD - BU./ACRE	18.0	12
PROD. - BU.	442,700	6

ALFALFA HAY 2000

ACRES HARVESTED	17,500	12
YIELD - TONS/ACRE	4.4	24
PROD. - TONS	76,900	11
FARM VALUE	\$6,408,000	10

ALL OTHER HAY 2000

ACRES HARVESTED	13,200	53
YIELD - TONS/ACRE	1.8	33
PROD. - TONS	23,600	48
FARM VALUE	\$1,483,500	45

ALL HAY 2000

ACRES HARVESTED	30,700	39
YIELD - TONS/ACRE	3.3	20
PROD. - TONS	100,500	13
FARM VALUE	\$7,891,500	10
PASTURE ACREAGE-1997 CENSUS OF AG	137,000	62

LIVESTOCK INVENTORIES

ALL CATTLE, JAN. 1, 2001	60,000	31
COWS THAT HAVE CALVED	20,200	22
BEEF	18,900	19
MILK	1,300	9
OTHER CATTLE	39,800	36
CATTLE ON FEED-JAN. 1, 2001	2/	
CALVES BORN - 2000	18,700	24
HOGS - DEC. 1, 2000	25,000	13
ALL SHEEP AND LAMBS, JAN 1, 2001	5,700	3
CHICKENS, DEC. 1, 2000	275,000	2

INVENTORY VALUES

CATTLE AND CALVES-JAN. 1, 2001	\$41,400,000	31
HOGS AND PIGS-DEC. 1, 2000	\$1,750,000	13
SHEEP AND LAMBS-JAN. 1, 2001	\$655,000	3
CHICKENS-DEC. 1, 2000	\$357,500	2

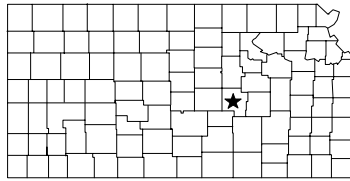
PRODUCTION

MILK-2000-1,000 LBS.	24,000	9
FARM VALUE	\$2,784,000	9
EGGS-2000 (000)	48,400	2
FARM VALUE	\$1,573,400	2

1/ DATA NOT PUBLISHED FOR ALL PRACTICES BECAUSE OF INSUFFICIENT REPORTS OR RELATIVE UNIMPORTANCE OF SOME PRACTICES.

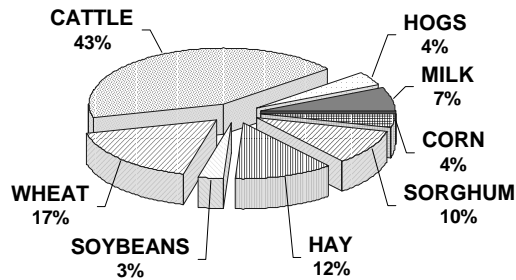
2/ DATA NOT PUBLISHED TO AVOID DISCLOSURE OF INDIVIDUAL REPORTS.

FARM FACTS 2000-2001



RANK IN
STATE

VALUE OF PRODUCTION MARION COUNTY



SORGHUM 2000

ACRES PLANTED	75,400	7
ACRES HARV. FOR GRAIN	72,000	8
YIELD - BU./ACRE	58.0	58
PROD. - BU.	4,210,600	11
FARM VALUE	\$7,535,000	10
IRRIGATED ACRES HARV.	1/	
YIELD - BU./ACRE	1/	
PROD. - BU.	1/	
NON-IRRIGATED ACRES HARV.	1/	
YIELD - BU./ACRE	1/	
PROD. - BU.	1/	
ACRES HARV. FOR SILAGE	1,400	13
YIELD - TONS/ACRE	9.5	56
PROD. - TONS	13,300	13
FARM VALUE	\$210,500	13

SUNFLOWERS 2000

ACRES PLANTED	1/	
ACRES HARVESTED	1/	
YIELD - LB./ACRE	1/	
PROD. - LB.	1/	
FARM VALUE	1/	

SOYBEANS 2000

ACRES PLANTED	36,700	36
ACRES HARVESTED	32,200	31
YIELD - BU./ACRE	16.0	72
PROD. - BU.	499,400	43
FARM VALUE	\$2,389,000	42
IRRIGATED ACRES HARV.	500	29
YIELD - BU./ACRE	40.0	23
PROD. - BU.	20,000	28
NON-IRRIGATED ACRES HARV.	31,700	4
YIELD - BU./ACRE	15.0	19
PROD. - BU.	479,400	4

ALFALFA HAY 2000

ACRES HARVESTED	21,000	8
YIELD - TONS/ACRE	3.0	66
PROD. - TONS	63,700	17
FARM VALUE	\$5,308,000	17

ALL OTHER HAY 2000

ACRES HARVESTED	39,000	13
YIELD - TONS/ACRE	1.4	63
PROD. - TONS	54,400	14
FARM VALUE	\$3,419,500	14

ALL HAY 2000

ACRES HARVESTED	60,000	5
YIELD - TONS/ACRE	2.0	61
PROD. - TONS	118,100	6
FARM VALUE	\$8,727,500	6
PASTURE ACREAGE-1997 CENSUS OF AG	235,000	20

LIVESTOCK INVENTORIES

ALL CATTLE, JAN. 1, 2001	77,000	18
COWS THAT HAVE CALVED	20,800	18
BEEF	18,400	23
MILK	2,400	5
OTHER CATTLE	56,200	20
CATTLE ON FEED-JAN. 1, 2001	3,800	17
CALVES BORN - 2000	19,300	17
HOGS - DEC. 1, 2000	20,000	14
ALL SHEEP AND LAMBS, JAN 1, 2001	6,100	2
CHICKENS, DEC. 1, 2000	2,500	3

INVENTORY VALUES

CATTLE AND CALVES-JAN. 1, 2001	\$53,130,000	18
HOGS AND PIGS-DEC. 1, 2000	\$1,400,000	14
SHEEP AND LAMBS-JAN. 1, 2001	\$701,000	2
CHICKENS-DEC. 1, 2000	\$3,300	3

PRODUCTION

MILK-2000-1,000 LBS.	42,500	5
FARM VALUE	\$4,930,000	5
EGGS-2000 (000)	370	3
FARM VALUE	\$12,000	3

1/ DATA NOT PUBLISHED FOR ALL PRACTICES BECAUSE OF INSUFFICIENT REPORTS OR RELATIVE UNIMPORTANTNESS OF SOME PRACTICES.

		RANK IN STATE
POPULATION-2000-U.S. CENSUS EST.	13,361	36
NO. OF FARMS 2000	1,000	11
LAND IN FARMS 2000-ACRES	580,000	21
ACRES HARVESTED 2000	311,780	12
VALUE OF CROPS HARV. 2000	\$34,586,300	28
VALUE OF LIVESTOCK PROD. 2000	\$39,772,617	19
PRECIPITATION JAN.-DEC. 2000-IN.	32.35	29
PRECIPITATION LONGTIME AVERAGE-IN.	32.68	37

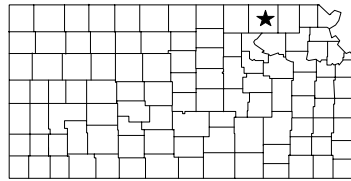
WHEAT 2000

ACRES SEEDED IN 1999	132,000	28
ACRES HARVESTED IN 2000	128,700	25
YIELD-BU./ACRE	36.0	71
PROD.-BU.	4,697,000	27
FARM VALUE	\$12,830,000	27
IRRIGATED ACRES HARV.	1/	
YIELD - BU./ACRE	1/	
PROD. - BU.	1/	
CONT. CROP DRYLAND ACRES HARV.	124,300	10
YIELD - BU./ACRE	36.0	58
PROD. - BU.	4,527,500	13
SUMMER FALLOW ACRES HARV.	4,400	63
YIELD - BU./ACRE	39.0	22
PROD. - BU.	169,500	64

CORN 2000

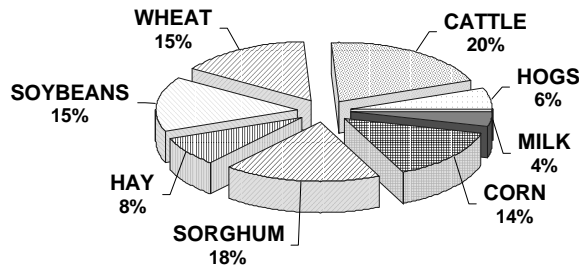
ACRES PLANTED	15,000	67
ACRES HARV. FOR GRAIN	11,400	74
YIELD - BU./ACRE	87.0	84
PROD. - BU.	987,000	77
FARM VALUE	\$1,993,700	75
IRRIGATED ACRES HARV.	900	57
YIELD - BU./ACRE	132.0	59
PROD. - BU.	119,000	59
NON-IRRIGATED ACRES HARV.	10,500	26
YIELD - BU./ACRE	83.0	8
PROD. - BU.	868,000	22
ACRES HARV. FOR SILAGE	3,400	11
YIELD - TONS/ACRE	10.1	65
PROD. - TONS	34,500	18
FARM VALUE	\$640,000	19

FARM FACTS 2000-2001



RANK IN
STATE

VALUE OF PRODUCTION MARSHALL COUNTY



117

		RANK IN STATE
POPULATION-2000-U.S. CENSUS EST.	10,965	38
NO. OF FARMS 2000	1,000	11
LAND IN FARMS 2000-ACRES	574,000	22
ACRES HARVESTED 2000	347,300	7
VALUE OF CROPS HARV. 2000	\$43,806,100	19
VALUE OF LIVESTOCK PROD. 2000	\$18,900,302	53
PRECIPITATION JAN.-DEC. 2000-IN.	23.97	66
PRECIPITATION LONGTIME AVERAGE-IN.	31.04	43

WHEAT 2000

ACRES SEEDED IN 1999	79,000	63
ACRES HARVESTED IN 2000	75,700	63
YIELD-BU./ACRE	46.0	4
PROD-BU.	3,471,000	55
FARM VALUE	\$9,510,000	52
IRRIGATED ACRES HARV.	1/	
YIELD - BU./ACRE	1/	
PROD. - BU.	1/	
CONT. CROP DRYLAND ACRES HARV.	75,700	26
YIELD - BU./ACRE	46.0	4
PROD. - BU.	3,471,000	21
SUMMER FALLOW ACRES HARV.	1/	
YIELD - BU./ACRE	1/	
PROD. - BU.	1/	

CORN 2000

ACRES PLANTED	42,100	30
ACRES HARV. FOR GRAIN	38,400	29
YIELD - BU./ACRE	112.0	53
PROD. - BU.	4,286,000	27
FARM VALUE	\$7,886,000	29
IRRIGATED ACRES HARV.	1/	
YIELD - BU./ACRE	1/	
PROD. - BU.	1/	
NON-IRRIGATED ACRES HARV.	1/	
YIELD - BU./ACRE	1/	
PROD. - BU.	1/	
ACRES HARV. FOR SILAGE	2,900	15
YIELD - TONS/ACRE	15.0	35
PROD. - TONS	43,600	15
FARM VALUE	\$738,500	16

SORGHUM 2000

ACRES PLANTED	76,500	6
ACRES HARV. FOR GRAIN	72,800	6
YIELD - BU./ACRE	90.0	5
PROD. - BU.	6,516,500	2
FARM VALUE	\$11,140,200	2
IRRIGATED ACRES HARV.	1/	
YIELD - BU./ACRE	1/	
PROD. - BU.	1/	
NON-IRRIGATED ACRES HARV.	72,800	1
YIELD - BU./ACRE	90.0	5
PROD. - BU.	6,516,500	1
ACRES HARV. FOR SILAGE	800	31
YIELD - TONS/ACRE	10.1	36
PROD. - TONS	8,100	29
FARM VALUE	\$115,700	31

SUNFLOWERS 2000

ACRES PLANTED	1/
ACRES HARVESTED	1/
YIELD - LB./ACRE	1/
PROD. - LB.	1/
FARM VALUE	1/

SOYBEANS 2000

ACRES PLANTED	121,300	1
ACRES HARVESTED	119,800	1
YIELD - BU./ACRE	16.0	72
PROD. - BU.	1,922,900	3
FARM VALUE	\$9,140,000	3
IRRIGATED ACRES HARV.	1/	
YIELD - BU./ACRE	1/	
PROD. - BU.	1/	
NON-IRRIGATED ACRES HARV.	1/	
YIELD - BU./ACRE	1/	
PROD. - BU.	1/	

ALFALFA HAY 2000

ACRES HARVESTED	12,000	25
YIELD - TONS/ACRE	3.3	52
PROD. - TONS	39,900	26
FARM VALUE	\$3,605,000	24

ALL OTHER HAY 2000

ACRES HARVESTED	23,000	31
YIELD - TONS/ACRE	1.3	78
PROD. - TONS	29,300	41
FARM VALUE	\$1,541,500	43

ALL HAY 2000

ACRES HARVESTED	35,000	32
YIELD - TONS/ACRE	2.0	61
PROD. - TONS	69,200	33
FARM VALUE	\$5,146,500	29
PASTURE ACREAGE-1997 CENSUS OF AG	169,000	41

LIVESTOCK INVENTORIES

ALL CATTLE, JAN. 1, 2001	46,100	55
COWS THAT HAVE CALVED	17,900	38
BEEF	16,900	28
MILK	1,000	11
OTHER CATTLE	28,200	57
CATTLE ON FEED-JAN. 1, 2001	2/	
CALVES BORN - 2000	16,800	34
HOGS - DEC. 1, 2000	19,000	16
ALL SHEEP AND LAMBS, JAN 1, 2001	2/	
CHICKENS, DEC. 1, 2000	2/	

INVENTORY VALUES

CATTLE AND CALVES-JAN. 1, 2001	\$31,810,000	55
HOGS AND PIGS-DEC. 1, 2000	\$1,330,000	16
SHEEP AND LAMBS-JAN. 1, 2001	2/	
CHICKENS-DEC. 1, 2000	2/	

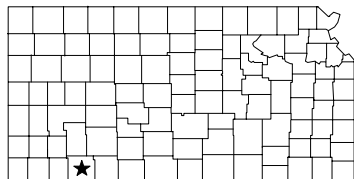
PRODUCTION

MILK-2000-1,000 LBS.	19,100	10
FARM VALUE	\$2,215,600	10
EGGS-2000 (000)	2/	
FARM VALUE	2/	

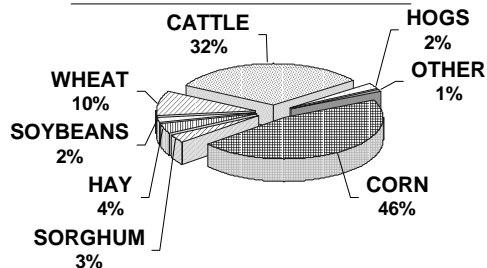
1/ DATA NOT PUBLISHED FOR ALL PRACTICES BECAUSE OF INSUFFICIENT REPORTS OR RELATIVE UNIMPORTANCE OF SOME PRACTICES.

2/ DATA NOT PUBLISHED TO AVOID DISCLOSURE OF INDIVIDUAL REPORTS.

FARM FACTS 2000-2001



VALUE OF PRODUCTION MEADE COUNTY



RANK IN
STATE

SORGHUM 2000

ACRES PLANTED	28,600	51
ACRES HARV. FOR GRAIN	28,300	46
YIELD - BU./ACRE	49.0	79
PROD. - BU.	1,383,700	54
FARM VALUE	\$2,531,500	50
IRRIGATED ACRES HARV.	4,100	5
YIELD - BU./ACRE	100.0	3
PROD. - BU.	408,000	5
NON-IRRIGATED ACRES HARV.	24,200	23
YIELD - BU./ACRE	40.0	59
PROD. - BU.	975,700	37
ACRES HARV. FOR SILAGE	200	61
YIELD - TONS/ACRE	10.0	37
PROD. - TONS	2,000	64
FARM VALUE	\$33,700	63

SUNFLOWERS 2000

ACRES PLANTED	1/
ACRES HARVESTED	1/
YIELD - LB./ACRE	1/
PROD. - LB.	1/
FARM VALUE	1/

SOYBEANS 2000

ACRES PLANTED	9,200	69
ACRES HARVESTED	9,100	68
YIELD - BU./ACRE	43.0	8
PROD. - BU.	387,500	54
FARM VALUE	\$1,803,000	54
IRRIGATED ACRES HARV.	1/	
YIELD - BU./ACRE	1/	
PROD. - BU.	1/	
NON-IRRIGATED ACRES HARV.	1/	
YIELD - BU./ACRE	1/	
PROD. - BU.	1/	

ALFALFA HAY 2000

ACRES HARVESTED	6,600	50
YIELD - TONS/ACRE	5.2	12
PROD. - TONS	34,400	29
FARM VALUE	\$2,941,000	29

ALL OTHER HAY 2000

ACRES HARVESTED	2,800	93
YIELD - TONS/ACRE	1.1	90
PROD. - TONS	3,200	97
FARM VALUE	\$197,000	97

ALL HAY 2000

ACRES HARVESTED	9,400	89
YIELD - TONS/ACRE	4.0	14
PROD. - TONS	37,600	78
FARM VALUE	\$3,138,000	65
PASTURE ACREAGE-1997 CENSUS OF AG	214,000	24

LIVESTOCK INVENTORIES

ALL CATTLE, JAN. 1, 2001	64,400	27
COWS THAT HAVE CALVED	11,500	73
BEEF	11,500	48
OTHER CATTLE	52,900	22
CATTLE ON FEED-JAN. 1, 2001	27,300	13
CALVES BORN - 2000	10,700	72
HOGS - DEC. 1, 2000	2/	
ALL SHEEP AND LAMBS, JAN 1, 2001	2/	
CHICKENS, DEC. 1, 2000	2/	

INVENTORY VALUES

CATTLE AND CALVES-JAN. 1, 2001	\$44,435,000	27
HOGS AND PIGS-DEC. 1, 2000	2/	
SHEEP AND LAMBS-JAN. 1, 2001	2/	
CHICKENS-DEC. 1, 2000	2/	

PRODUCTION

EGGS-2000 (000)	2/
FARM VALUE	2/

1/ DATA NOT PUBLISHED FOR ALL PRACTICES BECAUSE OF INSUFFICIENT REPORTS OR RELATIVE UNIMPORTANCE OF SOME PRACTICES.

2/ DATA NOT PUBLISHED TO AVOID DISCLOSURE OF INDIVIDUAL REPORTS.

POPULATION-2000-U.S. CENSUS EST.	4,631	73
NO. OF FARMS 2000	430	76
LAND IN FARMS 2000-ACRES	602,000	16
ACRES HARVESTED 2000	216,120	43
VALUE OF CROPS HARV. 2000	\$49,567,000	12
VALUE OF LIVESTOCK PROD. 2000	\$25,379,301	34
PRECIPITATION JAN.-DEC. 2000-IN.	21.44	72
PRECIPITATION LONGTIME AVERAGE-IN.	21.69	81

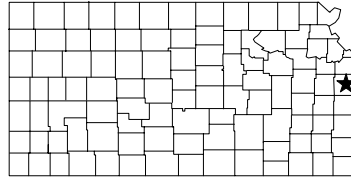
WHEAT 2000

ACRES SEEDED IN 1999	93,000	56
ACRES HARVESTED IN 2000	86,400	55
YIELD-BU./ACRE	32.0	92
PROD.-BU.	2,807,000	63
FARM VALUE	\$7,555,000	63
IRRIGATED ACRES HARV.	22,000	8
YIELD - BU./ACRE	42.0	26
PROD. - BU.	933,100	9
CONT. CROP DRYLAND ACRES HARV.	20,800	60
YIELD - BU./ACRE	34.0	69
PROD. - BU.	710,800	58
SUMMER FALLOW ACRES HARV.	43,600	34
YIELD - BU./ACRE	27.0	63
PROD. - BU.	1,163,100	40

CORN 2000

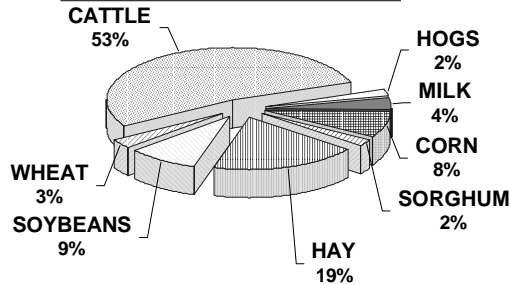
ACRES PLANTED	82,500	9
ACRES HARV. FOR GRAIN	81,400	9
YIELD - BU./ACRE	191.0	2
PROD. - BU.	15,568,000	6
FARM VALUE	\$34,092,800	5
IRRIGATED ACRES HARV.	80,800	6
YIELD - BU./ACRE	192.0	4
PROD. - BU.	15,541,000	5
NON-IRRIGATED ACRES HARV.	600	63
YIELD - BU./ACRE	45.0	53
PROD. - BU.	27,000	63
ACRES HARV. FOR SILAGE	900	59
YIELD - TONS/ACRE	20.2	12
PROD. - TONS	18,200	42
FARM VALUE	\$370,700	36

FARM FACTS 2000-2001



RANK IN
STATE

VALUE OF PRODUCTION MIAMI COUNTY



121

		RANK IN STATE
POPULATION-2000-U.S. CENSUS EST.	28,351	19
NO. OF FARMS 2000	1,230	4
LAND IN FARMS 2000-ACRES	286,000	91
ACRES HARVESTED 2000	125,800	87
VALUE OF CROPS HARV. 2000	\$12,109,300	91
VALUE OF LIVESTOCK PROD. 2000	\$17,131,606	59
PRECIPITATION JAN.-DEC. 2000-IN.	29.08	45
PRECIPITATION LONGTIME AVERAGE-IN.	40.80	7

WHEAT 2000

ACRES SEEDED IN 1999	9,800	94
ACRES HARVESTED IN 2000	9,600	91
YIELD-BU./ACRE	39.0	42
PROD.-BU.	370,000	93
FARM VALUE	\$985,000	93
IRRIGATED ACRES HARV.	1/	
YIELD - BU./ACRE	1/	
PROD. - BU.	1/	
CONT. CROP DRYLAND ACRES HARV.	9,600	86
YIELD - BU./ACRE	39.0	35
PROD. - BU.	370,000	83
SUMMER FALLOW ACRES HARV.	1/	
YIELD - BU./ACRE	1/	
PROD. - BU.	1/	

CORN 2000

ACRES PLANTED	14,200	71
ACRES HARV. FOR GRAIN	13,600	66
YIELD - BU./ACRE	87.0	84
PROD. - BU.	1,185,000	71
FARM VALUE	\$2,156,600	72
IRRIGATED ACRES HARV.	1/	
YIELD - BU./ACRE	1/	
PROD. - BU.	1/	
NON-IRRIGATED ACRES HARV.	1/	
YIELD - BU./ACRE	1/	
PROD. - BU.	1/	
ACRES HARV. FOR SILAGE	300	82
YIELD - TONS/ACRE	8.3	86
PROD. - TONS	2,500	87
FARM VALUE	\$42,900	88

SORGHUM 2000

ACRES PLANTED	4,800	94
ACRES HARV. FOR GRAIN	4,500	94
YIELD - BU./ACRE	77.0	17
PROD. - BU.	347,700	91
FARM VALUE	\$577,000	91
IRRIGATED ACRES HARV.	1/	
YIELD - BU./ACRE	1/	
PROD. - BU.	1/	
NON-IRRIGATED ACRES HARV.	4,500	59
YIELD - BU./ACRE	77.0	17
PROD. - BU.	347,700	57
ACRES HARV. FOR SILAGE	200	61
YIELD - TONS/ACRE	11.5	15
PROD. - TONS	2,300	60
FARM VALUE	\$34,000	62

SUNFLOWERS 2000

ACRES PLANTED	1/	
ACRES HARVESTED	1/	
YIELD - LB./ACRE	1/	
PROD. - LB.	1/	
FARM VALUE	1/	

SOYBEANS 2000

ACRES PLANTED	42,800	25
ACRES HARVESTED	41,800	21
YIELD - BU./ACRE	13.0	84
PROD. - BU.	537,800	34
FARM VALUE	\$2,567,000	34
IRRIGATED ACRES HARV.	1/	
YIELD - BU./ACRE	1/	
PROD. - BU.	1/	
NON-IRRIGATED ACRES HARV.	1/	
YIELD - BU./ACRE	1/	
PROD. - BU.	1/	

ALFALFA HAY 2000

ACRES HARVESTED	3,000	82
YIELD - TONS/ACRE	1.5	104
PROD. - TONS	4,500	98
FARM VALUE	\$402,500	96

ALL OTHER HAY 2000

ACRES HARVESTED	51,900	4
YIELD - TONS/ACRE	1.5	55
PROD. - TONS	76,300	5
FARM VALUE	\$5,274,500	3

ALL HAY 2000

ACRES HARVESTED	54,900	7
YIELD - TONS/ACRE	1.5	92
PROD. - TONS	80,800	25
FARM VALUE	\$5,677,000	25
PASTURE ACREAGE-1997 CENSUS OF AG	124,000	73

LIVESTOCK INVENTORIES

ALL CATTLE, JAN. 1, 2001	56,500	37
COWS THAT HAVE CALVED	21,600	16
BEEF	21,000	13
MILK	600	22
OTHER CATTLE	34,900	42
CATTLE ON FEED-JAN. 1, 2001	2/	
CALVES BORN - 2000	19,300	17
HOGS - DEC. 1, 2000	2,000	44
ALL SHEEP AND LAMBS, JAN 1, 2001	1,000	24
CHICKENS, DEC. 1, 2000	2/	

INVENTORY VALUES

CATTLE AND CALVES-JAN. 1, 2001	\$38,980,000	37
HOGS AND PIGS-DEC. 1, 2000	\$140,000	44
SHEEP AND LAMBS-JAN. 1, 2001	\$115,000	24
CHICKENS-DEC. 1, 2000	2/	

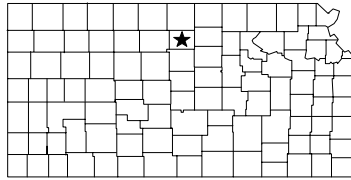
PRODUCTION

MILK-2000-1,000 LBS.	10,200	23
FARM VALUE	\$1,183,200	23
EGGS-2000 (000)	2/	
FARM VALUE	2/	

1/ DATA NOT PUBLISHED FOR ALL PRACTICES BECAUSE OF INSUFFICIENT REPORTS OR RELATIVE UNIMPORTANCE OF SOME PRACTICES.

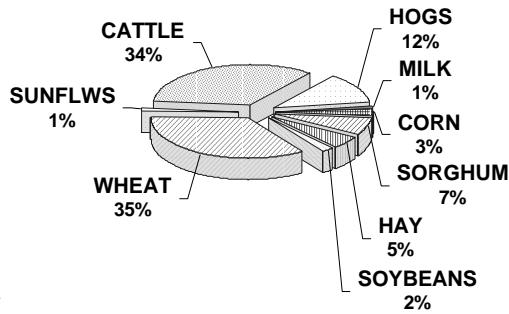
2/ DATA NOT PUBLISHED TO AVOID DISCLOSURE OF INDIVIDUAL REPORTS.

FARM FACTS 2000-2001



RANK IN
STATE

VALUE OF PRODUCTION MITCHELL COUNTY



SORGHUM 2000

ACRES PLANTED	75,200	8
ACRES HARV. FOR GRAIN	60,900	16
YIELD - BU./ACRE	35.0	99
PROD. - BU.	2,133,700	33
FARM VALUE	\$3,733,000	33
IRRIGATED ACRES HARV.	1/	
YIELD - BU./ACRE	1/	
PROD. - BU.	1/	
NON-IRRIGATED ACRES HARV.	1/	
YIELD - BU./ACRE	1/	
PROD. - BU.	1/	
ACRES HARV. FOR SILAGE	1,800	7
YIELD - TONS/ACRE	7.4	84
PROD. - TONS	13,300	13
FARM VALUE	\$203,700	17

SUNFLOWERS 2000

ACRES PLANTED	11,000	3
ACRES HARVESTED	10,200	2
YIELD - LB./ACRE	1,078	16
PROD. - LB.	11,000,000	3
FARM VALUE	\$627,300	3

SOYBEANS 2000

ACRES PLANTED	15,000	57
ACRES HARVESTED	11,300	62
YIELD - BU./ACRE	19.0	64
PROD. - BU.	211,900	68
FARM VALUE	\$994,000	68
IRRIGATED ACRES HARV.	2,500	21
YIELD - BU./ACRE	48.0	13
PROD. - BU.	120,000	20
NON-IRRIGATED ACRES HARV.	8,800	16
YIELD - BU./ACRE	10.0	28
PROD. - BU.	91,900	20

ALFALFA HAY 2000

ACRES HARVESTED	9,900	34
YIELD - TONS/ACRE	2.5	85
PROD. - TONS	25,100	44
FARM VALUE	\$1,749,000	53

ALL OTHER HAY 2000

ACRES HARVESTED	10,000	64
YIELD - TONS/ACRE	1.3	78
PROD. - TONS	13,000	71
FARM VALUE	\$807,000	71

ALL HAY 2000

ACRES HARVESTED	19,900	62
YIELD - TONS/ACRE	1.9	66
PROD. - TONS	38,100	77
FARM VALUE	\$2,556,000	76
PASTURE ACREAGE-1997 CENSUS OF AG	120,000	75

LIVESTOCK INVENTORIES

ALL CATTLE, JAN. 1, 2001	45,000	58
COWS THAT HAVE CALVED	12,100	69
BEEF	11,800	44
MILK	300	39
OTHER CATTLE	32,900	45
CATTLE ON FEED-JAN. 1, 2001	2/	
CALVES BORN - 2000	11,200	67
HOGS - DEC. 1, 2000	31,500	10
ALL SHEEP AND LAMBS, JAN 1, 2001	2/	
CHICKENS, DEC. 1, 2000	2/	

INVENTORY VALUES

CATTLE AND CALVES-JAN. 1, 2001	\$31,050,000	58
HOGS AND PIGS-DEC. 1, 2000	\$2,205,000	10
SHEEP AND LAMBS-JAN. 1, 2001	2/	
CHICKENS-DEC. 1, 2000	2/	

PRODUCTION

MILK-2000-1,000 LBS.	4,800	39
FARM VALUE	\$556,800	39
EGGS-2000 (000)	2/	
FARM VALUE	2/	

1/ DATA NOT PUBLISHED FOR ALL PRACTICES BECAUSE OF INSUFFICIENT REPORTS OR RELATIVE UNIMPORTANCE OF SOME PRACTICES.

2/ DATA NOT PUBLISHED TO AVOID DISCLOSURE OF INDIVIDUAL REPORTS.

RANK IN
STATE

POPULATION-2000-U.S. CENSUS EST.	6,932	56
NO. OF FARMS 2000	510	56
LAND IN FARMS 2000-ACRES	485,000	43
ACRES HARVESTED 2000	284,900	19
VALUE OF CROPS HARV. 2000	\$27,894,100	39
VALUE OF LIVESTOCK PROD. 2000	\$24,630,804	38
PRECIPITATION JAN.-DEC. 2000-IN.	12.11	103
PRECIPITATION LONGTIME AVERAGE-IN.	26.68	59

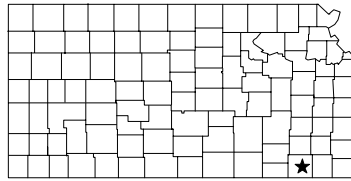
WHEAT 2000

ACRES SEEDING IN 1999	177,000	10
ACRES HARVESTED IN 2000	170,300	10
YIELD-BU./ACRE	39.0	42
PROD.-BU.	6,709,000	8
FARM VALUE	\$18,185,000	8
IRRIGATED ACRES HARV.	1/	
YIELD - BU./ACRE	1/	
PROD. - BU.	1/	
CONT. CROP DRYLAND ACRES HARV.	145,700	7
YIELD - BU./ACRE	39.0	35
PROD. - BU.	5,709,500	7
SUMMER FALLOW ACRES HARV.	24,600	46
YIELD - BU./ACRE	41.0	14
PROD. - BU.	999,500	45

CORN 2000

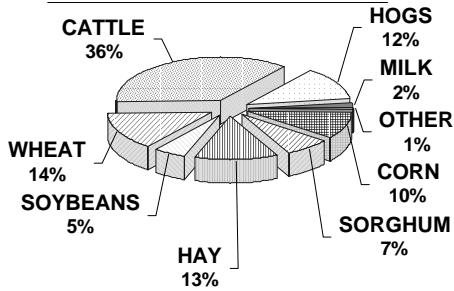
ACRES PLANTED	11,700	76
ACRES HARV. FOR GRAIN	6,900	86
YIELD - BU./ACRE	93.0	74
PROD. - BU.	641,000	86
FARM VALUE	\$1,230,700	86
IRRIGATED ACRES HARV.	3,100	47
YIELD - BU./ACRE	139.0	55
PROD. - BU.	432,000	47
NON-IRRIGATED ACRES HARV.	3,800	46
YIELD - BU./ACRE	55.0	39
PROD. - BU.	209,000	48
ACRES HARV. FOR SILAGE	3,200	12
YIELD - TONS/ACRE	6.0	98
PROD. - TONS	19,300	37
FARM VALUE	\$344,400	41

FARM FACTS 2000-2001



RANK IN
STATE

VALUE OF PRODUCTION MONTGOMERY COUNTY



RANK IN
STATE

POPULATION-2000-U.S. CENSUS EST.	36,252	14
NO. OF FARMS 2000	950	15
LAND IN FARMS 2000-ACRES	326,000	86
ACRES HARVESTED 2000	121,300	88
VALUE OF CROPS HARV. 2000	\$13,342,500	88
VALUE OF LIVESTOCK PROD. 2000	\$13,516,706	74
PRECIPITATION JAN.-DEC. 2000-IN.	39.97	6
PRECIPITATION LONGTIME AVERAGE-IN.	40.67	8

WHEAT 2000

ACRES SEEDDED IN 1999	41,000	72
ACRES HARVESTED IN 2000	37,300	74
YIELD-BU./ACRE	38.0	51
PROD.-BU.	1,409,000	75
FARM VALUE	\$3,735,000	75
IRRIGATED ACRES HARV.	1/	
YIELD - BU./ACRE	1/	
PROD. - BU.	1/	
CONT. CROP DRYLAND ACRES HARV.	37,300	41
YIELD - BU./ACRE	38.0	42
PROD. - BU.	1,409,000	42
SUMMER FALLOW ACRES HARV.	1/	
YIELD - BU./ACRE	1/	
PROD. - BU.	1/	

CORN 2000

ACRES PLANTED	13,300	72
ACRES HARV. FOR GRAIN	13,100	68
YIELD - BU./ACRE	106.0	61
PROD. - BU.	1,390,000	61
FARM VALUE	\$2,668,800	62
IRRIGATED ACRES HARV.	1/	
YIELD - BU./ACRE	1/	
PROD. - BU.	1/	
NON-IRRIGATED ACRES HARV.	1/	
YIELD - BU./ACRE	1/	
PROD. - BU.	1/	
ACRES HARV. FOR SILAGE	100	93
YIELD - TONS/ACRE	9.0	76
PROD. - TONS	900	98
FARM VALUE	\$16,300	98

SORGHUM 2000

ACRES PLANTED	14,300	76
ACRES HARV. FOR GRAIN	13,100	77
YIELD - BU./ACRE	84.0	9
PROD. - BU.	1,104,800	64
FARM VALUE	\$1,877,700	64
IRRIGATED ACRES HARV.	1/	
YIELD - BU./ACRE	1/	
PROD. - BU.	1/	
NON-IRRIGATED ACRES HARV.	13,100	44
YIELD - BU./ACRE	84.0	9
PROD. - BU.	1,104,800	31
ACRES HARV. FOR SILAGE	100	73
YIELD - TONS/ACRE	7.0	86
PROD. - TONS	700	93
FARM VALUE	\$10,700	93

SUNFLOWERS 2000

ACRES PLANTED	1/
ACRES HARVESTED	1/
YIELD - LB./ACRE	1/
PROD. - LB.	1/
FARM VALUE	1/

SOYBEANS 2000

ACRES PLANTED	41,600	26
ACRES HARVESTED	24,500	41
YIELD - BU./ACRE	11.0	89
PROD. - BU.	269,700	64
FARM VALUE	\$1,295,000	64
IRRIGATED ACRES HARV.	1/	
YIELD - BU./ACRE	1/	
PROD. - BU.	1/	
NON-IRRIGATED ACRES HARV.	1/	
YIELD - BU./ACRE	1/	
PROD. - BU.	1/	

ALFALFA HAY 2000

ACRES HARVESTED	2,800	88
YIELD - TONS/ACRE	2.4	94
PROD. - TONS	6,600	89
FARM VALUE	\$544,000	90

ALL OTHER HAY 2000

ACRES HARVESTED	29,000	27
YIELD - TONS/ACRE	1.6	47
PROD. - TONS	46,100	19
FARM VALUE	\$3,029,000	19

ALL HAY 2000

ACRES HARVESTED	31,800	36
YIELD - TONS/ACRE	1.7	76
PROD. - TONS	52,700	55
FARM VALUE	\$3,573,000	56
PASTURE ACREAGE-1997 CENSUS OF AG	169,000	41

LIVESTOCK INVENTORIES

ALL CATTLE, JAN. 1, 2001	35,300	79
COWS THAT HAVE CALVED	19,800	24
BEEF	19,500	17
MILK	300	39
OTHER CATTLE	15,500	91
CATTLE ON FEED-JAN. 1, 2001	2/	
CALVES BORN - 2000	18,100	25
HOGS - DEC. 1, 2000	17,500	17
ALL SHEEP AND LAMBS, JAN 1, 2001	2/	
CHICKENS, DEC. 1, 2000	2/	

INVENTORY VALUES

CATTLE AND CALVES-JAN. 1, 2001	\$24,360,000	79
HOGS AND PIGS-DEC. 1, 2000	\$1,225,000	17
SHEEP AND LAMBS-JAN. 1, 2001	2/	
CHICKENS-DEC. 1, 2000	2/	

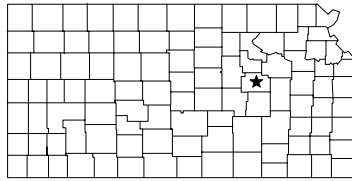
PRODUCTION

MILK-2000-1,000 LBS.	4,700	40
FARM VALUE	\$545,200	40
EGGS-2000 (000)	2/	
FARM VALUE	2/	

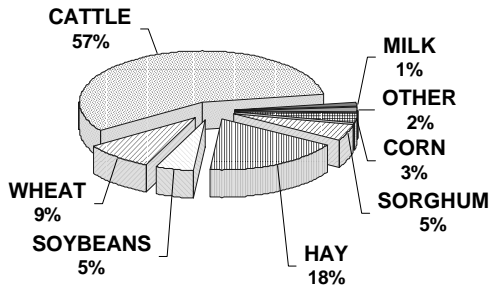
1/ DATA NOT PUBLISHED FOR ALL PRACTICES BECAUSE OF INSUFFICIENT REPORTS OR RELATIVE UNIMPORTANCE OF SOME PRACTICES.

2/ DATA NOT PUBLISHED TO AVOID DISCLOSURE OF INDIVIDUAL REPORTS.

FARM FACTS 2000-2001



VALUE OF PRODUCTION MORRIS COUNTY



127

RANK IN
STATE

POPULATION-2000-U.S. CENSUS EST.	6,104	63
NO. OF FARMS 2000	490	65
LAND IN FARMS 2000-ACRES	406,000	68
ACRES HARVESTED 2000	135,200	85
VALUE OF CROPS HARV. 2000	\$13,194,500	89
VALUE OF LIVESTOCK PROD. 2000	\$19,268,804	50
PRECIPITATION JAN.-DEC. 2000-IN.	30.08	39
PRECIPITATION LONGTIME AVERAGE-IN.	32.44	38

WHEAT 2000

ACRES SEEDED IN 1999	33,100	77
ACRES HARVESTED IN 2000	31,900	77
YIELD-BU./ACRE	35.0	77
PROD.-BU.	1,126,000	78
FARM VALUE	\$2,995,000	78
IRRIGATED ACRES HARV.	1/	
YIELD - BU./ACRE	1/	
PROD. - BU.	1/	
CONT. CROP DRYLAND ACRES HARV.	31,900	49
YIELD - BU./ACRE	35.0	64
PROD. - BU.	1,126,000	47
SUMMER FALLOW ACRES HARV.	1/	
YIELD - BU./ACRE	1/	
PROD. - BU.	1/	

CORN 2000

ACRES PLANTED	9,400	79
ACRES HARV. FOR GRAIN	5,900	87
YIELD - BU./ACRE	67.0	99
PROD. - BU.	394,000	92
FARM VALUE	\$717,100	92
IRRIGATED ACRES HARV.	1/	
YIELD - BU./ACRE	1/	
PROD. - BU.	1/	
NON-IRRIGATED ACRES HARV.	1/	
YIELD - BU./ACRE	1/	
PROD. - BU.	1/	
ACRES HARV. FOR SILAGE	1,800	33
YIELD - TONS/ACRE	11.6	51
PROD. - TONS	20,800	34
FARM VALUE	\$356,500	38

SORGHUM 2000

ACRES PLANTED	23,300	61
ACRES HARV. FOR GRAIN	18,600	65
YIELD - BU./ACRE	51.0	75
PROD. - BU.	949,600	74
FARM VALUE	\$1,575,900	75
IRRIGATED ACRES HARV.	1/	
YIELD - BU./ACRE	1/	
PROD. - BU.	1/	
NON-IRRIGATED ACRES HARV.	18,600	33
YIELD - BU./ACRE	51.0	52
PROD. - BU.	949,600	39
ACRES HARV. FOR SILAGE	1,500	9
YIELD - TONS/ACRE	8.4	75
PROD. - TONS	12,600	17
FARM VALUE	\$186,400	19

SUNFLOWERS 2000

ACRES PLANTED	1/
ACRES HARVESTED	1/
YIELD - LB./ACRE	1/
PROD. - LB.	1/
FARM VALUE	1/

SOYBEANS 2000

ACRES PLANTED	36,600	37
ACRES HARVESTED	31,900	33
YIELD - BU./ACRE	10.0	97
PROD. - BU.	315,900	61
FARM VALUE	\$1,508,000	60
IRRIGATED ACRES HARV.	1/	
YIELD - BU./ACRE	1/	
PROD. - BU.	1/	
NON-IRRIGATED ACRES HARV.	1/	
YIELD - BU./ACRE	1/	
PROD. - BU.	1/	

ALFALFA HAY 2000

ACRES HARVESTED	10,500	31
YIELD - TONS/ACRE	2.8	74
PROD. - TONS	29,900	38
FARM VALUE	\$2,675,000	31

ALL OTHER HAY 2000

ACRES HARVESTED	31,400	23
YIELD - TONS/ACRE	1.4	63
PROD. - TONS	44,200	23
FARM VALUE	\$3,056,000	18

ALL HAY 2000

ACRES HARVESTED	41,900	20
YIELD - TONS/ACRE	1.8	72
PROD. - TONS	74,100	29
FARM VALUE	\$5,731,000	24
PASTURE ACREAGE-1997 CENSUS OF AG	241,000	18

LIVESTOCK INVENTORIES

ALL CATTLE, JAN. 1, 2001	54,000	42
COWS THAT HAVE CALVED	19,800	24
BEEF	2/	
MILK	2/	
OTHER CATTLE	34,200	43
CATTLE ON FEED-JAN. 1, 2001	2/	
CALVES BORN - 2000	17,800	26
HOGS - DEC. 1, 2000	1,400	48
ALL SHEEP AND LAMBS, JAN 1, 2001	2/	
CHICKENS, DEC. 1, 2000	2/	

INVENTORY VALUES

CATTLE AND CALVES-JAN. 1, 2001	\$37,260,000	42
HOGS AND PIGS-DEC. 1, 2000	\$98,000	48
SHEEP AND LAMBS-JAN. 1, 2001	2/	
CHICKENS-DEC. 1, 2000	2/	

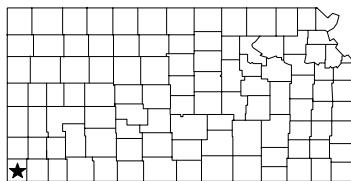
PRODUCTION

MILK-2000-1,000 LBS.	2/
FARM VALUE	2/
EGGS-2000 (000)	2/
FARM VALUE	2/

1/ DATA NOT PUBLISHED FOR ALL PRACTICES BECAUSE OF INSUFFICIENT REPORTS OR RELATIVE UNIMPORTANCE OF SOME PRACTICES.

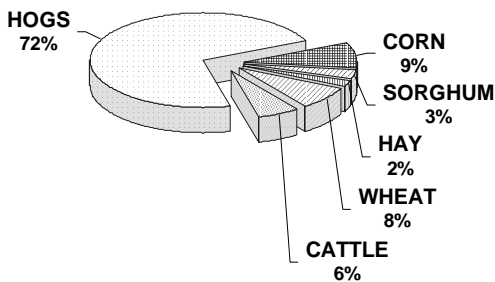
2/ DATA NOT PUBLISHED TO AVOID DISCLOSURE OF INDIVIDUAL REPORTS.

FARM FACTS 2000-2001



RANK IN
STATE

VALUE OF PRODUCTION MORTON COUNTY



129

		RANK IN STATE
POPULATION-2000-U.S. CENSUS EST.	3,496	83
NO. OF FARMS 2000	230	104
LAND IN FARMS 2000-ACRES	432,000	61
ACRES HARVESTED 2000	144,860	82
VALUE OF CROPS HARV. 2000	\$21,669,300	56
VALUE OF LIVESTOCK PROD. 2000	\$74,583,001	9
PRECIPITATION JAN.-DEC. 2000-IN.	17.58	93
PRECIPITATION LONGTIME AVERAGE-IN.	16.54	102

WHEAT 2000

ACRES SEEDED IN 1999	72,000	65
ACRES HARVESTED IN 2000	65,500	65
YIELD-BU./ACRE	43.0	12
PROD.-BU.	2,849,000	62
FARM VALUE	\$7,665,000	62
IRRIGATED ACRES HARV.	13,500	12
YIELD - BU./ACRE	47.0	9
PROD. - BU.	634,800	11
CONT. CROP DRYLAND ACRES HARV.	8,400	92
YIELD - BU./ACRE	34.0	69
PROD. - BU.	281,700	91
SUMMER FALLOW ACRES HARV.	43,600	34
YIELD - BU./ACRE	44.0	8
PROD. - BU.	1,932,500	34

CORN 2000

ACRES PLANTED	26,700	43
ACRES HARV. FOR GRAIN	25,200	41
YIELD - BU./ACRE	154.0	16
PROD. - BU.	3,882,000	30
FARM VALUE	\$8,501,300	28
IRRIGATED ACRES HARV.	23,100	24
YIELD - BU./ACRE	165.0	27
PROD. - BU.	3,807,000	24
NON-IRRIGATED ACRES HARV.	2,100	54
YIELD - BU./ACRE	36.0	61
PROD. - BU.	75,000	60
ACRES HARV. FOR SILAGE	1,300	44
YIELD - TONS/ACRE	15.5	30
PROD. - TONS	20,100	35
FARM VALUE	\$409,400	32

SORGHUM 2000

ACRES PLANTED	53,700	23
ACRES HARV. FOR GRAIN	45,900	26
YIELD - BU./ACRE	33.0	101
PROD. - BU.	1,514,700	46
FARM VALUE	\$2,771,200	45
IRRIGATED ACRES HARV.	3,600	10
YIELD - BU./ACRE	89.0	24
PROD. - BU.	321,800	10
NON-IRRIGATED ACRES HARV.	42,300	12
YIELD - BU./ACRE	28.0	66
PROD. - BU.	1,192,900	26
ACRES HARV. FOR SILAGE	300	49
YIELD - TONS/ACRE	9.7	51
PROD. - TONS	2,900	55
FARM VALUE	\$48,800	53

SUNFLOWERS 2000

ACRES PLANTED	1/
ACRES HARVESTED	1/
YIELD - LB./ACRE	1/
PROD. - LB.	1/
FARM VALUE	1/

SOYBEANS 2000

ACRES PLANTED	800	100
ACRES HARVESTED	700	100
YIELD - BU./ACRE	37.0	13
PROD. - BU.	26,000	98
FARM VALUE	\$121,000	98
IRRIGATED ACRES HARV.	1/	
YIELD - BU./ACRE	1/	
PROD. - BU.	1/	
NON-IRRIGATED ACRES HARV.	1/	
YIELD - BU./ACRE	1/	
PROD. - BU.	1/	

ALFALFA HAY 2000

ACRES HARVESTED	3,700	68
YIELD - TONS/ACRE	6.4	7
PROD. - TONS	23,600	50
FARM VALUE	\$2,017,500	42

ALL OTHER HAY 2000

ACRES HARVESTED	1,200	103
YIELD - TONS/ACRE	.8	105
PROD. - TONS	900	104
FARM VALUE	\$55,500	104

ALL HAY 2000

ACRES HARVESTED	4,900	101
YIELD - TONS/ACRE	5.0	11
PROD. - TONS	24,500	93
FARM VALUE	\$2,073,000	90
PASTURE ACREAGE-1997 CENSUS OF AG	161,000	46

LIVESTOCK INVENTORIES

ALL CATTLE, JAN. 1, 2001	20,700	97
COWS THAT HAVE CALVED	8,350	91
BEEF	2/	
MILK	2/	
OTHER CATTLE	12,350	96
CATTLE ON FEED-JAN. 1, 2001	2/	
CALVES BORN - 2000	7,500	90
HOGS - DEC. 1, 2000	234,000	1
ALL SHEEP AND LAMBS, JAN 1, 2001	2/	
CHICKENS, DEC. 1, 2000	2/	

INVENTORY VALUES

CATTLE AND CALVES-JAN. 1, 2001	\$14,285,000	97
HOGS AND PIGS-DEC. 1, 2000	\$16,380,000	1
SHEEP AND LAMBS-JAN. 1, 2001	2/	
CHICKENS-DEC. 1, 2000	2/	

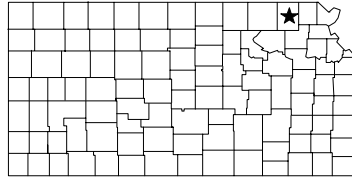
PRODUCTION

MILK-2000-1,000 LBS.	2/
FARM VALUE	2/
EGGS-2000 (000)	2/
FARM VALUE	2/

1/ DATA NOT PUBLISHED FOR ALL PRACTICES BECAUSE OF INSUFFICIENT REPORTS OR RELATIVE UNIMPORTANCE OF SOME PRACTICES.

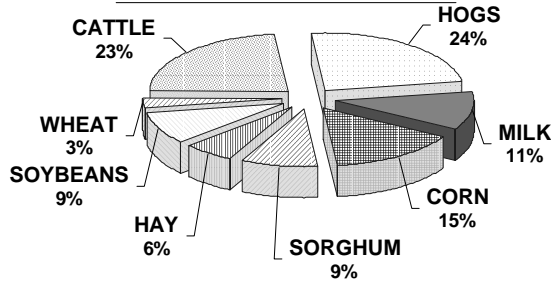
2/ DATA NOT PUBLISHED TO AVOID DISCLOSURE OF INDIVIDUAL REPORTS.

FARM FACTS 2000-2001



RANK IN
STATE

VALUE OF PRODUCTION NEMAHA COUNTY



SORGHUM 2000

ACRES PLANTED	47,500	27
ACRES HARV. FOR GRAIN	45,600	27
YIELD - BU./ACRE	90.0	5
PROD. - BU.	4,104,600	12
FARM VALUE	\$7,017,000	13
IRRIGATED ACRES HARV.	1/	
YIELD - BU./ACRE	1/	
PROD. - BU.	1/	
NON-IRRIGATED ACRES HARV.	45,600	10
YIELD - BU./ACRE	90.0	5
PROD. - BU.	4,104,600	3
ACRES HARV. FOR SILAGE	300	49
YIELD - TONS/ACRE	10.0	37
PROD. - TONS	3,000	54
FARM VALUE	\$42,800	57

SUNFLOWERS 2000

ACRES PLANTED	1/	
ACRES HARVESTED	1/	
YIELD - LB./ACRE	1/	
PROD. - LB.	1/	
FARM VALUE	1/	

SOYBEANS 2000

ACRES PLANTED	79,300	5
ACRES HARVESTED	79,200	3
YIELD - BU./ACRE	20.0	62
PROD. - BU.	1,606,500	4
FARM VALUE	\$7,635,000	4
IRRIGATED ACRES HARV.	1/	
YIELD - BU./ACRE	1/	
PROD. - BU.	1/	
NON-IRRIGATED ACRES HARV.	1/	
YIELD - BU./ACRE	1/	
PROD. - BU.	1/	

ALFALFA HAY 2000

ACRES HARVESTED	10,000	32
YIELD - TONS/ACRE	3.1	62
PROD. - TONS	31,400	34
FARM VALUE	\$2,837,500	30

ALL OTHER HAY 2000

ACRES HARVESTED	22,700	32
YIELD - TONS/ACRE	1.5	55
PROD. - TONS	34,500	34
FARM VALUE	\$1,815,500	39

ALL HAY 2000

ACRES HARVESTED	32,700	34
YIELD - TONS/ACRE	2.0	61
PROD. - TONS	65,900	38
FARM VALUE	\$4,653,000	37
PASTURE ACREAGE-1997 CENSUS OF AG	140,000	59

LIVESTOCK INVENTORIES

ALL CATTLE, JAN. 1, 2001	56,300	38
COWS THAT HAVE CALVED	21,200	17
BEEF	17,200	26
MILK	4,000	2
OTHER CATTLE	35,100	41
CATTLE ON FEED-JAN. 1, 2001	1,900	19
CALVES BORN - 2000	20,200	14
HOGS - DEC. 1, 2000	101,500	2
ALL SHEEP AND LAMBS, JAN 1, 2001	800	29
CHICKENS, DEC. 1, 2000	2/	

INVENTORY VALUES

CATTLE AND CALVES-JAN. 1, 2001	\$38,850,000	38
HOGS AND PIGS-DEC. 1, 2000	\$7,105,000	2
SHEEP AND LAMBS-JAN. 1, 2001	\$92,000	29
CHICKENS-DEC. 1, 2000	2/	

PRODUCTION

MILK-2000-1,000 LBS.	78,000	2
FARM VALUE	\$9,048,000	2
EGGS-2000 (000)	2/	
FARM VALUE	2/	

1/ DATA NOT PUBLISHED FOR ALL PRACTICES BECAUSE OF INSUFFICIENT REPORTS OR RELATIVE UNIMPORTANCE OF SOME PRACTICES.

2/ DATA NOT PUBLISHED TO AVOID DISCLOSURE OF INDIVIDUAL REPORTS.

RANK IN
STATE

POPULATION-2000-U.S. CENSUS EST.	10,717	41
NO. OF FARMS 2000	1,100	7
LAND IN FARMS 2000-ACRES	447,000	55
ACRES HARVESTED 2000	237,240	38
VALUE OF CROPS HARV. 2000	\$34,076,500	29
VALUE OF LIVESTOCK PROD. 2000	\$46,386,365	14
PRECIPITATION JAN.-DEC. 2000-IN.	30.07	40
PRECIPITATION LONGTIME AVERAGE-IN.	34.89	30

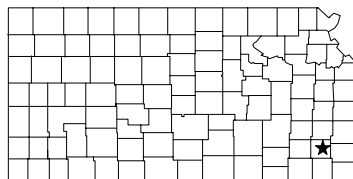
WHEAT 2000

ACRES SEEDING IN 1999	25,000	80
ACRES HARVESTED IN 2000	22,000	81
YIELD-BU./ACRE	47.0	2
PROD-BU.	1,024,000	80
FARM VALUE	\$2,805,000	80
IRRIGATED ACRES HARV.	1/	
YIELD - BU./ACRE	1/	
PROD. - BU.	1/	
CONT. CROP DRYLAND ACRES HARV.	22,000	59
YIELD - BU./ACRE	47.0	2
PROD. - BU.	1,024,000	50
SUMMER FALLOW ACRES HARV.	1/	
YIELD - BU./ACRE	1/	
PROD. - BU.	1/	

CORN 2000

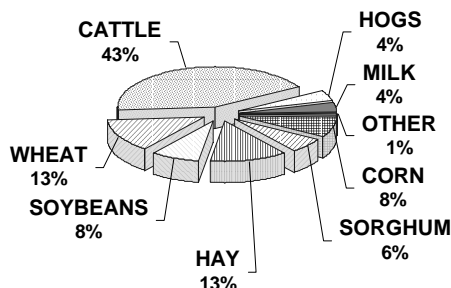
ACRES PLANTED	56,400	22
ACRES HARV. FOR GRAIN	50,700	22
YIELD - BU./ACRE	112.0	53
PROD. - BU.	5,694,000	22
FARM VALUE	\$10,476,700	23
IRRIGATED ACRES HARV.	1/	
YIELD - BU./ACRE	1/	
PROD. - BU.	1/	
NON-IRRIGATED ACRES HARV.	1/	
YIELD - BU./ACRE	1/	
PROD. - BU.	1/	
ACRES HARV. FOR SILAGE	5,100	5
YIELD - TONS/ACRE	15.4	32
PROD. - TONS	78,500	5
FARM VALUE	\$1,329,700	5

FARM FACTS 2000-2001



RANK IN
STATE

VALUE OF PRODUCTION NEOSHO COUNTY



133

		RANK IN STATE
POPULATION-2000-U.S. CENSUS EST.	16,997	31
NO. OF FARMS 2000	720	32
LAND IN FARMS 2000-ACRES	332,000	84
ACRES HARVESTED 2000	145,710	81
VALUE OF CROPS HARV. 2000	\$14,521,300	83
VALUE OF LIVESTOCK PROD. 2000	\$15,352,303	69
PRECIPITATION JAN.-DEC. 2000-IN.	37.88	10
PRECIPITATION LONGTIME AVERAGE-IN.	41.90	2
WHEAT 2000		
ACRES SEEDED IN 1999	39,700	73
ACRES HARVESTED IN 2000	39,000	72
YIELD-BU./ACRE	38.0	51
PROD-BU.	1,475,000	74
FARM VALUE	\$3,910,000	74
IRRIGATED ACRES HARV.	1/	
YIELD - BU./ACRE	1/	
PROD. - BU.	1/	
CONT. CROP DRYLAND ACRES HARV.	39,000	38
YIELD - BU./ACRE	38.0	42
PROD. - BU.	1,475,000	39
SUMMER FALLOW ACRES HARV.	1/	
YIELD - BU./ACRE	1/	
PROD. - BU.	1/	
CORN 2000		
ACRES PLANTED	11,800	75
ACRES HARV. FOR GRAIN	11,500	73
YIELD - BU./ACRE	107.0	59
PROD. - BU.	1,229,000	70
FARM VALUE	\$2,359,600	69
IRRIGATED ACRES HARV.	1/	
YIELD - BU./ACRE	1/	
PROD. - BU.	1/	
NON-IRRIGATED ACRES HARV.	1/	
YIELD - BU./ACRE	1/	
PROD. - BU.	1/	
ACRES HARV. FOR SILAGE	200	85
YIELD - TONS/ACRE	9.0	76
PROD. - TONS	1,800	91
FARM VALUE	\$32,700	91

SORGHUM 2000

ACRES PLANTED	14,900	75
ACRES HARV. FOR GRAIN	14,800	73
YIELD - BU./ACRE	73.0	21
PROD. - BU.	1,080,600	66
FARM VALUE	\$1,836,600	66
IRRIGATED ACRES HARV.	1/	
YIELD - BU./ACRE	1/	
PROD. - BU.	1/	
NON-IRRIGATED ACRES HARV.	14,800	40
YIELD - BU./ACRE	73.0	20
PROD. - BU.	1,080,600	33
ACRES HARV. FOR SILAGE	1/	
YIELD - TONS/ACRE	1/	
PROD. - TONS	1/	
FARM VALUE	1/	

SUNFLOWERS 2000

ACRES PLANTED	1/	
ACRES HARVESTED	1/	
YIELD - LB./ACRE	1/	
PROD. - LB.	1/	
FARM VALUE	1/	

SOYBEANS 2000

ACRES PLANTED	54,100	18
ACRES HARVESTED	40,900	23
YIELD - BU./ACRE	13.0	84
PROD. - BU.	512,900	37
FARM VALUE	\$2,462,000	37
IRRIGATED ACRES HARV.	1/	
YIELD - BU./ACRE	1/	
PROD. - BU.	1/	
NON-IRRIGATED ACRES HARV.	1/	
YIELD - BU./ACRE	1/	
PROD. - BU.	1/	

ALFALFA HAY 2000

ACRES HARVESTED	3,800	67
YIELD - TONS/ACRE	2.6	82
PROD. - TONS	10,000	75
FARM VALUE	\$824,500	76

ALL OTHER HAY 2000

ACRES HARVESTED	33,300	19
YIELD - TONS/ACRE	1.3	78
PROD. - TONS	44,900	21
FARM VALUE	\$2,950,000	22

ALL HAY 2000

ACRES HARVESTED	37,100	26
YIELD - TONS/ACRE	1.5	92
PROD. - TONS	54,900	50
FARM VALUE	\$3,774,500	51
PASTURE ACREAGE-1997 CENSUS OF AG	142,000	58

LIVESTOCK INVENTORIES

ALL CATTLE, JAN. 1, 2001	42,500	62
COWS THAT HAVE CALVED	18,700	31
BEEF	18,200	24
MILK	500	25
OTHER CATTLE	23,800	71
CATTLE ON FEED-JAN. 1, 2001	2/	
CALVES BORN - 2000	17,300	31
HOGS - DEC. 1, 2000	5,200	35
ALL SHEEP AND LAMBS, JAN 1, 2001	2/	
CHICKENS, DEC. 1, 2000	2/	

INVENTORY VALUES

CATTLE AND CALVES-JAN. 1, 2001	\$29,325,000	62
HOGS AND PIGS-DEC. 1, 2000	\$364,000	35
SHEEP AND LAMBS-JAN. 1, 2001	2/	
CHICKENS-DEC. 1, 2000	2/	

PRODUCTION

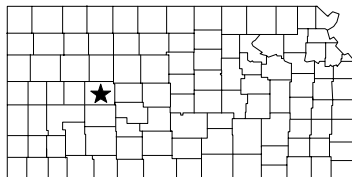
MILK-2000-1,000 LBS.	10,700	21
FARM VALUE	\$1,241,200	21
EGGS-2000 (000)	2/	
FARM VALUE	2/	

1/ DATA NOT PUBLISHED FOR ALL PRACTICES BECAUSE OF INSUFFICIENT REPORTS OR RELATIVE UNIMPORTANCE OF SOME PRACTICES.

2/ DATA NOT PUBLISHED TO AVOID DISCLOSURE OF INDIVIDUAL REPORTS.

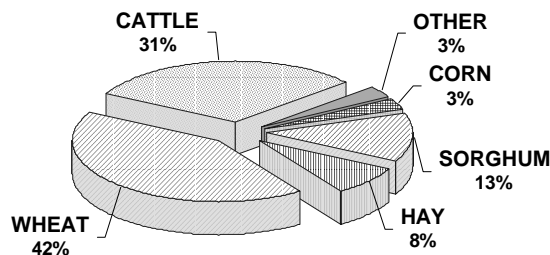
08/01 133

FARM FACTS 2000-2001



RANK IN
STATE

VALUE OF PRODUCTION NESS COUNTY



135

		RANK IN STATE
POPULATION-2000-U.S. CENSUS EST.	3,454	85
NO. OF FARMS 2000	550	49
LAND IN FARMS 2000-ACRES	685,000	6
ACRES HARVESTED 2000	241,440	32
VALUE OF CROPS HARV. 2000	\$22,969,800	51
VALUE OF LIVESTOCK PROD. 2000	\$10,856,701	94
PRECIPITATION JAN.-DEC. 2000-IN.	28.51	47
PRECIPITATION LONGTIME AVERAGE-IN.	20.99	85

WHEAT 2000

ACRES SEEDED IN 1999	169,000	12
ACRES HARVESTED IN 2000	161,600	13
YIELD-BU./ACRE	33.0	86
PROD.-BU.	5,348,000	19
FARM VALUE	\$14,340,000	19
IRRIGATED ACRES HARV.	1,700	33
YIELD - BU./ACRE	39.0	36
PROD. - BU.	66,300	38
CONT. CROP DRYLAND ACRES HARV.	20,100	61
YIELD - BU./ACRE	31.0	83
PROD. - BU.	628,100	63
SUMMER FALLOW ACRES HARV.	139,800	3
YIELD - BU./ACRE	33.0	47
PROD. - BU.	4,653,600	2

CORN 2000

ACRES PLANTED	7,500	85
ACRES HARV. FOR GRAIN	7,200	81
YIELD - BU./ACRE	69.0	98
PROD. - BU.	497,000	89
FARM VALUE	\$1,033,700	88
IRRIGATED ACRES HARV.	1,500	52
YIELD - BU./ACRE	139.0	55
PROD. - BU.	209,000	52
NON-IRRIGATED ACRES HARV.	5,700	37
YIELD - BU./ACRE	51.0	44
PROD. - BU.	288,000	41
ACRES HARV. FOR SILAGE	100	93
YIELD - TONS/ACRE	13.0	43
PROD. - TONS	1,300	94
FARM VALUE	\$25,200	94

SORGHUM 2000

ACRES PLANTED	54,900	21
ACRES HARV. FOR GRAIN	46,800	23
YIELD - BU./ACRE	52.0	73
PROD. - BU.	2,419,900	25
FARM VALUE	\$4,209,600	25
IRRIGATED ACRES HARV.	900	19
YIELD - BU./ACRE	92.0	17
PROD. - BU.	82,400	20
NON-IRRIGATED ACRES HARV.	45,900	9
YIELD - BU./ACRE	51.0	52
PROD. - BU.	2,337,500	12
ACRES HARV. FOR SILAGE	1,300	16
YIELD - TONS/ACRE	11.2	18
PROD. - TONS	14,500	10
FARM VALUE	\$251,600	10

SUNFLOWERS 2000

ACRES PLANTED	1/
ACRES HARVESTED	1/
YIELD - LB./ACRE	1/
PROD. - LB.	1/
FARM VALUE	1/

SOYBEANS 2000

ACRES PLANTED	4,900	82
ACRES HARVESTED	4,700	80
YIELD - BU./ACRE	13.0	84
PROD. - BU.	59,000	91
FARM VALUE	\$275,000	91
IRRIGATED ACRES HARV.	1/	
YIELD - BU./ACRE	1/	
PROD. - BU.	1/	
NON-IRRIGATED ACRES HARV.	1/	
YIELD - BU./ACRE	1/	
PROD. - BU.	1/	

ALFALFA HAY 2000

ACRES HARVESTED	2,900	85
YIELD - TONS/ACRE	3.2	59
PROD. - TONS	9,300	80
FARM VALUE	\$744,000	82

ALL OTHER HAY 2000

ACRES HARVESTED	14,100	50
YIELD - TONS/ACRE	2.6	6
PROD. - TONS	36,700	32
FARM VALUE	\$1,889,500	35

ALL HAY 2000

ACRES HARVESTED	17,000	72
YIELD - TONS/ACRE	2.7	34
PROD. - TONS	46,000	64
FARM VALUE	\$2,633,500	75
PASTURE ACREAGE-1997 CENSUS OF AG	240,000	19

LIVESTOCK INVENTORIES

ALL CATTLE, JAN. 1, 2001	40,000	69
COWS THAT HAVE CALVED	18,500	34
BEEF	18,500	20
OTHER CATTLE	21,500	74
CATTLE ON FEED-JAN. 1, 2001	2/	
CALVES BORN - 2000	17,500	29
HOGS - DEC. 1, 2000	2/	
ALL SHEEP AND LAMBS, JAN 1, 2001	2/	
CHICKENS, DEC. 1, 2000	2/	

INVENTORY VALUES

CATTLE AND CALVES-JAN. 1, 2001	\$27,600,000	69
HOGS AND PIGS-DEC. 1, 2000	2/	
SHEEP AND LAMBS-JAN. 1, 2001	2/	
CHICKENS-DEC. 1, 2000	2/	

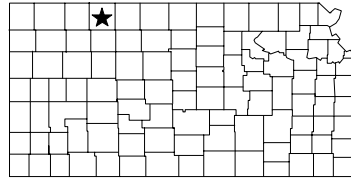
PRODUCTION

EGGS-2000 (000)	2/
FARM VALUE	2/

1/ DATA NOT PUBLISHED FOR ALL PRACTICES BECAUSE OF INSUFFICIENT REPORTS OR RELATIVE UNIMPORTANCE OF SOME PRACTICES.

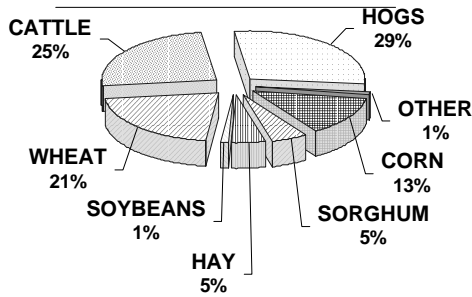
2/ DATA NOT PUBLISHED TO AVOID DISCLOSURE OF INDIVIDUAL REPORTS.

FARM FACTS 2000-2001



RANK IN
STATE

VALUE OF PRODUCTION NORTON COUNTY



137

RANK IN
STATE

POPULATION-2000-U.S. CENSUS EST.	5,953	65
NO. OF FARMS 2000	420	78
LAND IN FARMS 2000-ACRES	477,000	46
ACRES HARVESTED 2000	198,730	52
VALUE OF CROPS HARV. 2000	\$21,282,200	58
VALUE OF LIVESTOCK PROD. 2000	\$25,209,403	35
PRECIPITATION JAN.-DEC. 2000-IN.	21.06	74
PRECIPITATION LONGTIME AVERAGE-IN.	23.36	74

WHEAT 2000

ACRES SEEDED IN 1999	102,000	48
ACRES HARVESTED IN 2000	97,300	49
YIELD-BU./ACRE	37.0	64
PROD.-BU.	3,633,000	50
FARM VALUE	\$9,850,000	49
IRRIGATED ACRES HARV.	700	42
YIELD - BU./ACRE	52.0	3
PROD. - BU.	36,400	42
CONT. CROP DRYLAND ACRES HARV.	42,800	36
YIELD - BU./ACRE	33.0	72
PROD. - BU.	1,432,500	41
SUMMER FALLOW ACRES HARV.	53,800	28
YIELD - BU./ACRE	40.0	18
PROD. - BU.	2,164,100	29

CORN 2000

ACRES PLANTED	58,400	20
ACRES HARV. FOR GRAIN	47,500	24
YIELD - BU./ACRE	56.0	104
PROD. - BU.	2,655,000	41
FARM VALUE	\$5,256,800	44
IRRIGATED ACRES HARV.	4,500	44
YIELD - BU./ACRE	141.0	54
PROD. - BU.	634,000	44
NON-IRRIGATED ACRES HARV.	43,000	4
YIELD - BU./ACRE	47.0	52
PROD. - BU.	2,021,000	9
ACRES HARV. FOR SILAGE	5,900	2
YIELD - TONS/ACRE	6.8	95
PROD. - TONS	40,000	16
FARM VALUE	\$750,200	15

SORGHUM 2000

ACRES PLANTED	31,300	43
ACRES HARV. FOR GRAIN	26,800	50
YIELD - BU./ACRE	50.0	76
PROD. - BU.	1,344,500	55
FARM VALUE	\$2,298,500	56
IRRIGATED ACRES HARV.	300	29
YIELD - BU./ACRE	74.0	29
PROD. - BU.	22,200	31
NON-IRRIGATED ACRES HARV.	26,500	19
YIELD - BU./ACRE	50.0	56
PROD. - BU.	1,322,300	23
ACRES HARV. FOR SILAGE	1,400	13
YIELD - TONS/ACRE	8.1	76
PROD. - TONS	11,300	20
FARM VALUE	\$178,600	20

SUNFLOWERS 2000

ACRES PLANTED	1/
ACRES HARVESTED	1/
YIELD - LB./ACRE	1/
PROD. - LB.	1/
FARM VALUE	1/

SOYBEANS 2000

ACRES PLANTED	6,800	76
ACRES HARVESTED	4,400	82
YIELD - BU./ACRE	23.0	48
PROD. - BU.	102,200	81
FARM VALUE	\$475,000	81
IRRIGATED ACRES HARV.	1/	
YIELD - BU./ACRE	1/	
PROD. - BU.	1/	
NON-IRRIGATED ACRES HARV.	1/	
YIELD - BU./ACRE	1/	
PROD. - BU.	1/	

ALFALFA HAY 2000

ACRES HARVESTED	7,100	46
YIELD - TONS/ACRE	2.7	79
PROD. - TONS	19,200	59
FARM VALUE	\$1,508,000	61

ALL OTHER HAY 2000

ACRES HARVESTED	6,200	73
YIELD - TONS/ACRE	2.1	13
PROD. - TONS	13,200	69
FARM VALUE	\$817,000	69

ALL HAY 2000

ACRES HARVESTED	13,300	82
YIELD - TONS/ACRE	2.4	44
PROD. - TONS	32,400	84
FARM VALUE	\$2,325,000	86
PASTURE ACREAGE-1997 CENSUS OF AG	206,000	26

LIVESTOCK INVENTORIES

ALL CATTLE, JAN. 1, 2001	40,400	68
COWS THAT HAVE CALVED	19,100	28
BEEF	2/	
MILK	2/	
OTHER CATTLE	21,300	76
CATTLE ON FEED-JAN. 1, 2001	2/	
CALVES BORN - 2000	17,000	33
HOGS - DEC. 1, 2000	2/	
ALL SHEEP AND LAMBS, JAN 1, 2001	2/	
CHICKENS, DEC. 1, 2000	2/	

INVENTORY VALUES

CATTLE AND CALVES-JAN. 1, 2001	\$27,875,000	68
HOGS AND PIGS-DEC. 1, 2000	2/	
SHEEP AND LAMBS-JAN. 1, 2001	2/	
CHICKENS-DEC. 1, 2000	2/	

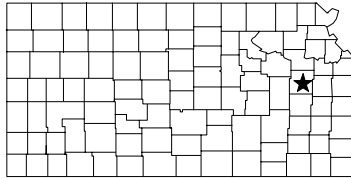
PRODUCTION

MILK-2000-1,000 LBS.	2/
FARM VALUE	2/
EGGS-2000 (000)	2/
FARM VALUE	2/

1/ DATA NOT PUBLISHED FOR ALL PRACTICES BECAUSE OF INSUFFICIENT REPORTS OR RELATIVE UNIMPORTANCE OF SOME PRACTICES.

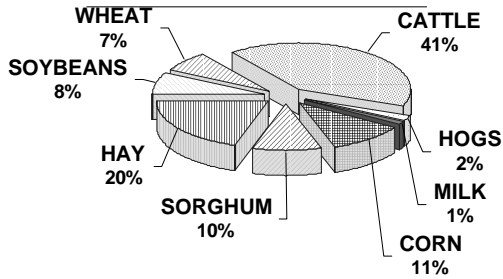
2/ DATA NOT PUBLISHED TO AVOID DISCLOSURE OF INDIVIDUAL REPORTS.

FARM FACTS 2000-2001



RANK IN
STATE

VALUE OF PRODUCTION OSAGE COUNTY



SORGHUM 2000

ACRES PLANTED	22,400	64
ACRES HARV. FOR GRAIN	21,600	59
YIELD - BU./ACRE	65.0	42
PROD. - BU.	1,397,900	51
FARM VALUE	\$2,320,000	55
IRRIGATED ACRES HARV.	1/	
YIELD - BU./ACRE	1/	
PROD. - BU.	1/	
NON-IRRIGATED ACRES HARV.	21,600	28
YIELD - BU./ACRE	65.0	35
PROD. - BU.	1,397,900	21
ACRES HARV. FOR SILAGE	400	41
YIELD - TONS/ACRE	12.0	8
PROD. - TONS	4,800	38
FARM VALUE	\$71,000	40

SUNFLOWERS 2000

ACRES PLANTED	1/	
ACRES HARVESTED	1/	
YIELD - LB./ACRE	1/	
PROD. - LB.	1/	
FARM VALUE	1/	

SOYBEANS 2000

ACRES PLANTED	65,800	15
ACRES HARVESTED	52,300	10
YIELD - BU./ACRE	8.0	104
PROD. - BU.	398,900	53
FARM VALUE	\$1,904,000	53
IRRIGATED ACRES HARV.	1/	
YIELD - BU./ACRE	1/	
PROD. - BU.	1/	
NON-IRRIGATED ACRES HARV.	1/	
YIELD - BU./ACRE	1/	
PROD. - BU.	1/	

ALFALFA HAY 2000

ACRES HARVESTED	2,600	89
YIELD - TONS/ACRE	2.2	98
PROD. - TONS	5,800	92
FARM VALUE	\$519,000	92

ALL OTHER HAY 2000

ACRES HARVESTED	61,400	2
YIELD - TONS/ACRE	1.0	99
PROD. - TONS	64,200	8
FARM VALUE	\$4,438,500	7

ALL HAY 2000

ACRES HARVESTED	64,000	3
YIELD - TONS/ACRE	1.1	104
PROD. - TONS	70,000	32
FARM VALUE	\$4,957,500	32
PASTURE ACREAGE-1997 CENSUS OF AG	157,000	48

LIVESTOCK INVENTORIES

ALL CATTLE, JAN. 1, 2001	38,700	73
COWS THAT HAVE CALVED	12,700	64
BEEF	2/	
MILK	2/	
OTHER CATTLE	26,000	60
CATTLE ON FEED-JAN. 1, 2001	2/	
CALVES BORN - 2000	11,800	63
HOGS - DEC. 1, 2000	2,200	43
ALL SHEEP AND LAMBS, JAN 1, 2001	2/	
CHICKENS, DEC. 1, 2000	2/	

INVENTORY VALUES

CATTLE AND CALVES-JAN. 1, 2001	\$26,700,000	73
HOGS AND PIGS-DEC. 1, 2000	\$154,000	43
SHEEP AND LAMBS-JAN. 1, 2001	2/	
CHICKENS-DEC. 1, 2000	2/	

PRODUCTION

MILK-2000-1,000 LBS.	2/	
FARM VALUE	2/	
EGGS-2000 (000)	2/	
FARM VALUE	2/	

1/ DATA NOT PUBLISHED FOR ALL PRACTICES BECAUSE OF INSUFFICIENT REPORTS OR RELATIVE UNIMPORTANCE OF SOME PRACTICES.

2/ DATA NOT PUBLISHED TO AVOID DISCLOSURE OF INDIVIDUAL REPORTS.

RANK IN
STATE

POPULATION-2000-U.S. CENSUS EST.	16,712	33
NO. OF FARMS 2000	900	18
LAND IN FARMS 2000-ACRES	353,000	77
ACRES HARVESTED 2000	172,590	66
VALUE OF CROPS HARV. 2000	\$13,601,600	86
VALUE OF LIVESTOCK PROD. 2000	\$11,446,206	86
PRECIPITATION JAN.-DEC. 2000-IN.	24.67	64
PRECIPITATION LONGTIME AVERAGE-IN.	35.50	28

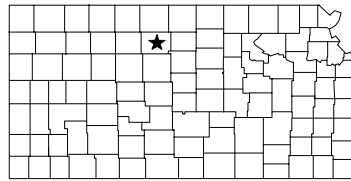
WHEAT 2000

ACRES SEEDED IN 1999	14,600	87
ACRES HARVESTED IN 2000	14,200	86
YIELD-BU./ACRE	44.0	6
PROD-BU.	618,000	85
FARM VALUE	\$1,645,000	85
IRRIGATED ACRES HARV.	1/	
YIELD - BU./ACRE	1/	
PROD. - BU.	1/	
CONT. CROP DRYLAND ACRES HARV.	14,200	74
YIELD - BU./ACRE	44.0	6
PROD. - BU.	618,000	64
SUMMER FALLOW ACRES HARV.	1/	
YIELD - BU./ACRE	1/	
PROD. - BU.	1/	

CORN 2000

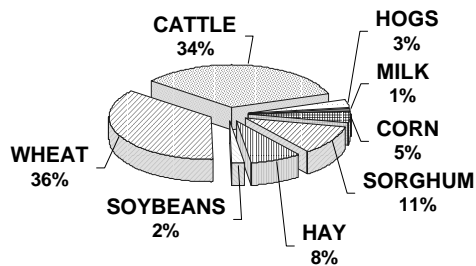
ACRES PLANTED	19,600	59
ACRES HARV. FOR GRAIN	18,200	55
YIELD - BU./ACRE	75.0	93
PROD. - BU.	1,357,000	64
FARM VALUE	\$2,469,700	67
IRRIGATED ACRES HARV.	1/	
YIELD - BU./ACRE	1/	
PROD. - BU.	1/	
NON-IRRIGATED ACRES HARV.	1/	
YIELD - BU./ACRE	1/	
PROD. - BU.	1/	
ACRES HARV. FOR SILAGE	1,100	52
YIELD - TONS/ACRE	9.0	76
PROD. - TONS	9,900	62
FARM VALUE	\$169,700	64

FARM FACTS 2000-2001



RANK IN
STATE

VALUE OF PRODUCTION OSBORNE COUNTY



141

RANK IN
STATE

POPULATION-2000-U.S. CENSUS EST.	4,452	76
NO. OF FARMS 2000	510	56
LAND IN FARMS 2000-ACRES	555,000	23
ACRES HARVESTED 2000	214,190	45
VALUE OF CROPS HARV. 2000	\$22,802,000	54
VALUE OF LIVESTOCK PROD. 2000	\$13,917,603	71
PRECIPITATION JAN.-DEC. 2000-IN.	20.24	79
PRECIPITATION LONGTIME AVERAGE-IN.	25.31	64

WHEAT 2000

ACRES SEEDED IN 1999	131,000	31
ACRES HARVESTED IN 2000	127,300	28
YIELD-BU./ACRE	38.0	51
PROD-BU.	4,866,000	26
FARM VALUE	\$13,195,000	26
IRRIGATED ACRES HARV.	1/	
YIELD - BU./ACRE	1/	
PROD. - BU.	1/	
CONT. CROP DRYLAND ACRES HARV.	79,000	24
YIELD - BU./ACRE	33.0	72
PROD. - BU.	2,632,600	28
SUMMER FALLOW ACRES HARV.	48,300	32
YIELD - BU./ACRE	46.0	3
PROD. - BU.	2,233,400	27

CORN 2000

ACRES PLANTED	8,100	84
ACRES HARV. FOR GRAIN	7,100	82
YIELD - BU./ACRE	117.0	44
PROD. - BU.	832,000	80
FARM VALUE	\$1,597,400	80
IRRIGATED ACRES HARV.	3,800	46
YIELD - BU./ACRE	152.0	43
PROD. - BU.	577,000	45
NON-IRRIGATED ACRES HARV.	3,300	49
YIELD - BU./ACRE	77.0	13
PROD. - BU.	255,000	45
ACRES HARV. FOR SILAGE	700	67
YIELD - TONS/ACRE	8.7	84
PROD. - TONS	6,100	75
FARM VALUE	\$108,800	75

SORGHUM 2000

ACRES PLANTED	52,400	26
ACRES HARV. FOR GRAIN	46,700	24
YIELD - BU./ACRE	46.0	85
PROD. - BU.	2,168,500	29
FARM VALUE	\$3,793,900	31
IRRIGATED ACRES HARV.	1/	
YIELD - BU./ACRE	1/	
PROD. - BU.	1/	
NON-IRRIGATED ACRES HARV.	1/	
YIELD - BU./ACRE	1/	
PROD. - BU.	1/	
ACRES HARV. FOR SILAGE	2,000	6
YIELD - TONS/ACRE	10.5	27
PROD. - TONS	20,900	6
FARM VALUE	\$320,100	6

SUNFLOWERS 2000

ACRES PLANTED	1,600	18
ACRES HARVESTED	1,600	18
YIELD - LB./ACRE	1,219	14
PROD. - LB.	1,950,000	19
FARM VALUE	\$106,200	19

SOYBEANS 2000

ACRES PLANTED	7,500	73
ACRES HARVESTED	5,100	76
YIELD - BU./ACRE	37.0	13
PROD. - BU.	189,600	71
FARM VALUE	\$890,000	71
IRRIGATED ACRES HARV.	3,400	18
YIELD - BU./ACRE	48.0	13
PROD. - BU.	164,000	18
NON-IRRIGATED ACRES HARV.	1,700	31
YIELD - BU./ACRE	15.0	19
PROD. - BU.	25,600	31

ALFALFA HAY 2000

ACRES HARVESTED	7,700	42
YIELD - TONS/ACRE	3.1	62
PROD. - TONS	24,200	46
FARM VALUE	\$1,686,000	54

ALL OTHER HAY 2000

ACRES HARVESTED	15,500	46
YIELD - TONS/ACRE	1.1	90
PROD. - TONS	17,400	63
FARM VALUE	\$1,080,000	59

ALL HAY 2000

ACRES HARVESTED	23,200	52
YIELD - TONS/ACRE	1.8	72
PROD. - TONS	41,600	69
FARM VALUE	\$2,766,000	71
PASTURE ACREAGE-1997 CENSUS OF AG	223,000	22

LIVESTOCK INVENTORIES

ALL CATTLE, JAN. 1, 2001	47,200	53
COWS THAT HAVE CALVED	18,700	31
BEEF	18,500	20
MILK	200	44
OTHER CATTLE	28,500	55
CATTLE ON FEED-JAN. 1, 2001	2/	
CALVES BORN - 2000	17,300	31
HOGS - DEC. 1, 2000	2/	
ALL SHEEP AND LAMBS, JAN 1, 2001	2/	
CHICKENS, DEC. 1, 2000	2/	

INVENTORY VALUES

CATTLE AND CALVES-JAN. 1, 2001	\$32,570,000	53
HOGS AND PIGS-DEC. 1, 2000	2/	
SHEEP AND LAMBS-JAN. 1, 2001	2/	
CHICKENS-DEC. 1, 2000	2/	

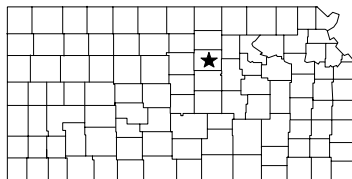
PRODUCTION

MILK-2000-1,000 LBS.	3,300	44
FARM VALUE	\$382,800	44
EGGS-2000 (000)	2/	
FARM VALUE	2/	

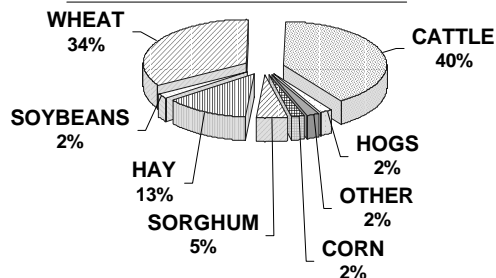
1/ DATA NOT PUBLISHED FOR ALL PRACTICES BECAUSE OF INSUFFICIENT REPORTS OR RELATIVE UNIMPORTANCE OF SOME PRACTICES.

2/ DATA NOT PUBLISHED TO AVOID DISCLOSURE OF INDIVIDUAL REPORTS.

FARM FACTS 2000-2001



VALUE OF PRODUCTION OTTAWA COUNTY



RANK IN
STATE

SORGHUM 2000

ACRES PLANTED	29,200	50
ACRES HARV. FOR GRAIN	26,600	51
YIELD - BU./ACRE	39.0	96
PROD. - BU.	1,042,000	68
FARM VALUE	\$1,823,000	67
IRRIGATED ACRES HARV.	1/	
YIELD - BU./ACRE	1/	
PROD. - BU.	1/	
NON-IRRIGATED ACRES HARV.	1/	
YIELD - BU./ACRE	1/	
PROD. - BU.	1/	
ACRES HARV. FOR SILAGE	1,100	22
YIELD - TONS/ACRE	11.9	11
PROD. - TONS	13,100	15
FARM VALUE	\$200,600	18

SUNFLOWERS 2000

ACRES PLANTED	4,800	11
ACRES HARVESTED	4,700	11
YIELD - LB./ACRE	1,479	7
PROD. - LB.	6,950,000	9
FARM VALUE	\$387,900	10

SOYBEANS 2000

ACRES PLANTED	17,600	56
ACRES HARVESTED	11,500	61
YIELD - BU./ACRE	15.0	75
PROD. - BU.	169,700	73
FARM VALUE	\$796,000	73
IRRIGATED ACRES HARV.	600	27
YIELD - BU./ACRE	30.0	34
PROD. - BU.	18,000	30
NON-IRRIGATED ACRES HARV.	10,900	15
YIELD - BU./ACRE	14.0	21
PROD. - BU.	151,700	15

ALFALFA HAY 2000

ACRES HARVESTED	15,500	16
YIELD - TONS/ACRE	3.8	34
PROD. - TONS	59,500	20
FARM VALUE	\$4,145,500	22

ALL OTHER HAY 2000

ACRES HARVESTED	12,600	57
YIELD - TONS/ACRE	1.2	84
PROD. - TONS	15,000	67
FARM VALUE	\$931,000	63

ALL HAY 2000

ACRES HARVESTED	28,100	41
YIELD - TONS/ACRE	2.7	34
PROD. - TONS	74,500	28
FARM VALUE	\$5,076,500	30
PASTURE ACREAGE-1997 CENSUS OF AG	177,000	38

LIVESTOCK INVENTORIES

ALL CATTLE, JAN. 1, 2001	48,900	51
COWS THAT HAVE CALVED	17,100	47
BEEF	2/	
MILK	2/	
OTHER CATTLE	31,800	47
CATTLE ON FEED-JAN. 1, 2001	2/	
CALVES BORN - 2000	15,200	50
HOGS - DEC. 1, 2000	3,500	38
ALL SHEEP AND LAMBS, JAN 1, 2001	600	34
CHICKENS, DEC. 1, 2000	2/	

INVENTORY VALUES

CATTLE AND CALVES-JAN. 1, 2001	\$33,740,000	51
HOGS AND PIGS-DEC. 1, 2000	\$245,000	38
SHEEP AND LAMBS-JAN. 1, 2001	\$69,000	34
CHICKENS-DEC. 1, 2000	2/	

PRODUCTION

MILK-2000-1,000 LBS.	2/	
FARM VALUE	2/	
EGGS-2000 (000)	2/	
FARM VALUE	2/	

1/ DATA NOT PUBLISHED FOR ALL PRACTICES BECAUSE OF INSUFFICIENT REPORTS OR RELATIVE UNIMPORTANCE OF SOME PRACTICES.

2/ DATA NOT PUBLISHED TO AVOID DISCLOSURE OF INDIVIDUAL REPORTS.

POPULATION-2000-U.S. CENSUS EST.	6,163	62
NO. OF FARMS 2000	510	56
LAND IN FARMS 2000-ACRES	398,000	70
ACRES HARVESTED 2000	198,700	53
VALUE OF CROPS HARV. 2000	\$22,414,000	55
VALUE OF LIVESTOCK PROD. 2000	\$16,512,104	62
PRECIPITATION JAN.-DEC. 2000-IN.	27.10	55
PRECIPITATION LONGTIME AVERAGE-IN.	27.89	56

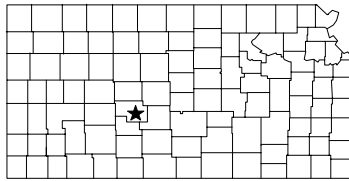
WHEAT 2000

ACRES SEEDING IN 1999	125,000	35
ACRES HARVESTED IN 2000	122,200	33
YIELD-BU./ACRE	40.0	31
PROD-BU.	4,921,000	25
FARM VALUE	\$13,340,000	25
IRRIGATED ACRES HARV.	1/	
YIELD - BU./ACRE	1/	
PROD. - BU.	1/	
CONT. CROP DRYLAND ACRES HARV.	115,200	13
YIELD - BU./ACRE	41.0	22
PROD. - BU.	4,683,600	12
SUMMER FALLOW ACRES HARV.	7,000	61
YIELD - BU./ACRE	34.0	43
PROD. - BU.	237,400	61

CORN 2000

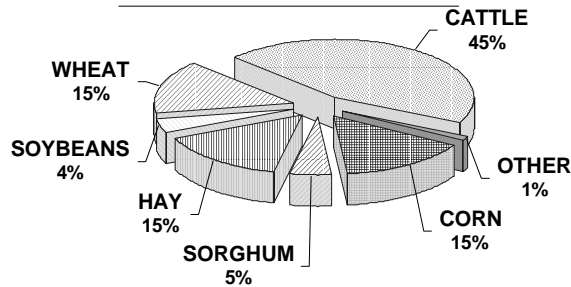
ACRES PLANTED	4,100	93
ACRES HARV. FOR GRAIN	2,700	95
YIELD - BU./ACRE	100.0	68
PROD. - BU.	270,000	95
FARM VALUE	\$518,400	97
IRRIGATED ACRES HARV.	700	60
YIELD - BU./ACRE	136.0	57
PROD. - BU.	95,000	60
NON-IRRIGATED ACRES HARV.	2,000	56
YIELD - BU./ACRE	88.0	4
PROD. - BU.	175,000	51
ACRES HARV. FOR SILAGE	1,200	49
YIELD - TONS/ACRE	10.5	63
PROD. - TONS	12,600	53
FARM VALUE	\$224,800	55

FARM FACTS 2000-2001



RANK IN
STATE

VALUE OF PRODUCTION PAWNEE COUNTY



145

		RANK IN STATE
POPULATION-2000-U.S. CENSUS EST.	7,233	55
NO. OF FARMS 2000	440	73
LAND IN FARMS 2000-ACRES	474,000	48
ACRES HARVESTED 2000	273,490	26
VALUE OF CROPS HARV. 2000	\$49,640,900	11
VALUE OF LIVESTOCK PROD. 2000	\$41,296,701	17
PRECIPITATION JAN.-DEC. 2000-IN.	27.35	54
PRECIPITATION LONGTIME AVERAGE-IN.	23.61	70

WHEAT 2000

ACRES SEEDED IN 1999	137,000	25
ACRES HARVESTED IN 2000	132,800	24
YIELD-BU./ACRE	39.0	42
PROD.-BU.	5,220,000	20
FARM VALUE	\$14,050,000	21
IRRIGATED ACRES HARV.	9,200	16
YIELD - BU./ACRE	41.0	30
PROD. - BU.	378,000	18
CONT. CROP DRYLAND ACRES HARV.	42,300	37
YIELD - BU./ACRE	36.0	58
PROD. - BU.	1,516,100	38
SUMMER FALLOW ACRES HARV.	81,300	19
YIELD - BU./ACRE	41.0	14
PROD. - BU.	3,325,900	13

CORN 2000

ACRES PLANTED	40,500	31
ACRES HARV. FOR GRAIN	38,900	28
YIELD - BU./ACRE	157.0	12
PROD. - BU.	6,111,000	20
FARM VALUE	\$12,710,600	19
IRRIGATED ACRES HARV.	36,200	17
YIELD - BU./ACRE	163.0	33
PROD. - BU.	5,909,000	17
NON-IRRIGATED ACRES HARV.	2,700	50
YIELD - BU./ACRE	75.0	17
PROD. - BU.	202,000	49
ACRES HARV. FOR SILAGE	1,500	39
YIELD - TONS/ACRE	18.1	19
PROD. - TONS	27,100	26
FARM VALUE	\$535,500	26

SORGHUM 2000

ACRES PLANTED	43,700	33
ACRES HARV. FOR GRAIN	43,200	30
YIELD - BU./ACRE	62.0	48
PROD. - BU.	2,686,100	19
FARM VALUE	\$4,672,600	20
IRRIGATED ACRES HARV.	1/	
YIELD - BU./ACRE	1/	
PROD. - BU.	1/	
NON-IRRIGATED ACRES HARV.	1/	
YIELD - BU./ACRE	1/	
PROD. - BU.	1/	
ACRES HARV. FOR SILAGE	100	73
YIELD - TONS/ACRE	10.0	37
PROD. - TONS	1,000	78
FARM VALUE	\$16,800	79

SUNFLOWERS 2000

ACRES PLANTED	1/	
ACRES HARVESTED	1/	
YIELD - LB./ACRE	1/	
PROD. - LB.	1/	
FARM VALUE	1/	

SOYBEANS 2000

ACRES PLANTED	20,500	54
ACRES HARVESTED	17,300	55
YIELD - BU./ACRE	46.0	5
PROD. - BU.	792,000	19
FARM VALUE	\$3,781,000	19
IRRIGATED ACRES HARV.	16,400	5
YIELD - BU./ACRE	47.0	16
PROD. - BU.	775,000	4
NON-IRRIGATED ACRES HARV.	900	34
YIELD - BU./ACRE	19.0	7
PROD. - BU.	17,000	34

ALFALFA HAY 2000

ACRES HARVESTED	32,000	3
YIELD - TONS/ACRE	5.4	11
PROD. - TONS	174,100	2
FARM VALUE	\$12,822,000	5

ALL OTHER HAY 2000

ACRES HARVESTED	5,600	75
YIELD - TONS/ACRE	3.3	2
PROD. - TONS	18,700	59
FARM VALUE	\$926,500	64

ALL HAY 2000

ACRES HARVESTED	37,600	24
YIELD - TONS/ACRE	5.1	10
PROD. - TONS	192,800	2
FARM VALUE	\$13,748,500	3
PASTURE ACREAGE-1997 CENSUS OF AG	108,000	81

LIVESTOCK INVENTORIES

ALL CATTLE, JAN. 1, 2001	102,000	9
COWS THAT HAVE CALVED	12,600	66
BEEF	12,600	41
OTHER CATTLE	89,400	9
CATTLE ON FEED-JAN. 1, 2001	80,500	6
CALVES BORN - 2000	10,800	71
HOGS - DEC. 1, 2000	2/	
ALL SHEEP AND LAMBS, JAN 1, 2001	1,100	22
CHICKENS, DEC. 1, 2000	2/	

INVENTORY VALUES

CATTLE AND CALVES-JAN. 1, 2001	\$70,380,000	9
HOGS AND PIGS-DEC. 1, 2000	2/	
SHEEP AND LAMBS-JAN. 1, 2001	\$126,000	22
CHICKENS-DEC. 1, 2000	2/	

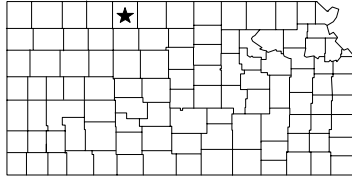
PRODUCTION

EGGS-2000 (000)	2/	
FARM VALUE	2/	

1/ DATA NOT PUBLISHED FOR ALL PRACTICES BECAUSE OF INSUFFICIENT REPORTS OR RELATIVE UNIMPORTANCE OF SOME PRACTICES.

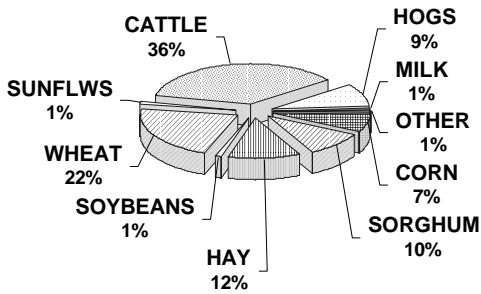
2/ DATA NOT PUBLISHED TO AVOID DISCLOSURE OF INDIVIDUAL REPORTS.

FARM FACTS 2000-2001



RANK IN
STATE

VALUE OF PRODUCTION PHILLIPS COUNTY



SORGHUM 2000

ACRES PLANTED	53,100	25
ACRES HARV. FOR GRAIN	47,200	22
YIELD - BU./ACRE	48.0	81
PROD. - BU.	2,280,100	28
FARM VALUE	\$3,989,100	28
IRRIGATED ACRES HARV.	1/	
YIELD - BU./ACRE	1/	
PROD. - BU.	1/	
NON-IRRIGATED ACRES HARV.	1/	
YIELD - BU./ACRE	1/	
PROD. - BU.	1/	
ACRES HARV. FOR SILAGE	2,300	4
YIELD - TONS/ACRE	9.9	48
PROD. - TONS	22,700	5
FARM VALUE	\$347,600	5

SUNFLOWERS 2000

ACRES PLANTED	8,400	5
ACRES HARVESTED	8,200	5
YIELD - LB./ACRE	1,262	12
PROD. - LB.	10,350,000	5
FARM VALUE	\$568,300	5

SOYBEANS 2000

ACRES PLANTED	8,400	71
ACRES HARVESTED	6,200	73
YIELD - BU./ACRE	17.0	70
PROD. - BU.	105,100	79
FARM VALUE	\$493,000	79
IRRIGATED ACRES HARV.	400	31
YIELD - BU./ACRE	38.0	30
PROD. - BU.	15,000	31
NON-IRRIGATED ACRES HARV.	5,800	21
YIELD - BU./ACRE	16.0	15
PROD. - BU.	90,100	21

ALFALFA HAY 2000

ACRES HARVESTED	16,700	14
YIELD - TONS/ACRE	3.3	52
PROD. - TONS	55,800	22
FARM VALUE	\$3,887,500	23

ALL OTHER HAY 2000

ACRES HARVESTED	11,000	60
YIELD - TONS/ACRE	1.9	21
PROD. - TONS	20,900	56
FARM VALUE	\$1,297,500	54

ALL HAY 2000

ACRES HARVESTED	27,700	43
YIELD - TONS/ACRE	2.8	30
PROD. - TONS	76,700	26
FARM VALUE	\$5,185,000	28
PASTURE ACREAGE-1997 CENSUS OF AG	264,000	15

LIVESTOCK INVENTORIES

ALL CATTLE, JAN. 1, 2001	55,600	39
COWS THAT HAVE CALVED	26,500	6
BEEF	26,100	3
MILK	400	32
OTHER CATTLE	29,100	52
CATTLE ON FEED-JAN. 1, 2001	2/	
CALVES BORN - 2000	24,300	5
HOGS - DEC. 1, 2000	20,000	14
ALL SHEEP AND LAMBS, JAN 1, 2001	1,100	22
CHICKENS, DEC. 1, 2000	2/	

INVENTORY VALUES

CATTLE AND CALVES-JAN. 1, 2001	\$38,365,000	39
HOGS AND PIGS-DEC. 1, 2000	\$1,400,000	14
SHEEP AND LAMBS-JAN. 1, 2001	\$126,000	22
CHICKENS-DEC. 1, 2000	2/	

PRODUCTION

MILK-2000-1,000 LBS.	5,600	37
FARM VALUE	\$649,600	37
EGGS-2000 (000)	2/	
FARM VALUE	2/	

1/ DATA NOT PUBLISHED FOR ALL PRACTICES BECAUSE OF INSUFFICIENT REPORTS OR RELATIVE UNIMPORTANCE OF SOME PRACTICES.

2/ DATA NOT PUBLISHED TO AVOID DISCLOSURE OF INDIVIDUAL REPORTS.

		RANK IN STATE
POPULATION-2000-U.S. CENSUS EST.	6,001	64
NO. OF FARMS 2000	520	53
LAND IN FARMS 2000-ACRES	584,000	19
ACRES HARVESTED 2000	202,400	49
VALUE OF CROPS HARV. 2000	\$23,225,800	49
VALUE OF LIVESTOCK PROD. 2000	\$20,280,903	48
PRECIPITATION JAN.-DEC. 2000-IN.	25.83	57
PRECIPITATION LONGTIME AVERAGE-IN.	23.73	69

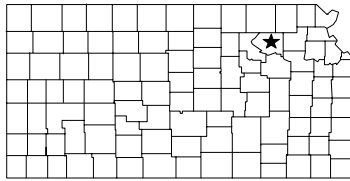
WHEAT 2000

ACRES SEEDDED IN 1999	99,000	51
ACRES HARVESTED IN 2000	84,900	57
YIELD-BU./ACRE	42.0	19
PROD-BU.	3,570,000	51
FARM VALUE	\$9,680,000	51
IRRIGATED ACRES HARV.	1/	
YIELD - BU./ACRE	1/	
PROD. - BU.	1/	
CONT. CROP DRYLAND ACRES HARV.	37,800	40
YIELD - BU./ACRE	38.0	42
PROD. - BU.	1,450,700	40
SUMMER FALLOW ACRES HARV.	47,100	33
YIELD - BU./ACRE	45.0	5
PROD. - BU.	2,119,300	31

CORN 2000

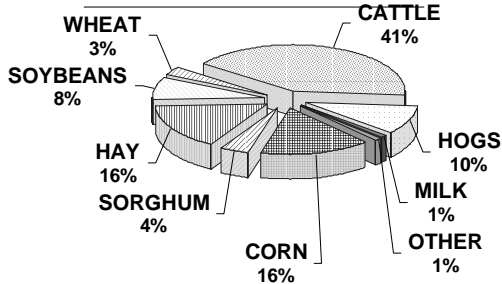
ACRES PLANTED	29,300	38
ACRES HARV. FOR GRAIN	23,300	45
YIELD - BU./ACRE	59.0	102
PROD. - BU.	1,386,000	62
FARM VALUE	\$2,661,000	63
IRRIGATED ACRES HARV.	800	58
YIELD - BU./ACRE	209.0	2
PROD. - BU.	167,000	55
NON-IRRIGATED ACRES HARV.	22,500	14
YIELD - BU./ACRE	54.0	42
PROD. - BU.	1,219,000	14
ACRES HARV. FOR SILAGE	1,900	30
YIELD - TONS/ACRE	7.9	91
PROD. - TONS	15,000	51
FARM VALUE	\$267,700	52

FARM FACTS 2000-2001



RANK IN
STATE

VALUE OF PRODUCTION POTTAWATOMIE COUNTY



149

		RANK IN STATE
POPULATION-2000-U.S. CENSUS EST.	18,209	30
NO. OF FARMS 2000	790	24
LAND IN FARMS 2000-ACRES	459,000	49
ACRES HARVESTED 2000	152,300	77
VALUE OF CROPS HARV. 2000	\$21,453,400	57
VALUE OF LIVESTOCK PROD. 2000	\$23,607,603	42
PRECIPITATION JAN.-DEC. 2000-IN.	28.40	48
PRECIPITATION LONGTIME AVERAGE-IN.	34.03	34

WHEAT 2000

ACRES SEEDING IN 1999	12,500	89
ACRES HARVESTED IN 2000	12,000	88
YIELD-BU./ACRE	40.0	31
PROD.-BU.	482,000	88
FARM VALUE	\$1,320,000	88
IRRIGATED ACRES HARV.	1/	
YIELD - BU./ACRE	1/	
PROD. - BU.	1/	
CONT. CROP DRYLAND ACRES HARV.	12,000	79
YIELD - BU./ACRE	40.0	27
PROD. - BU.	482,000	72
SUMMER FALLOW ACRES HARV.	1/	
YIELD - BU./ACRE	1/	
PROD. - BU.	1/	

CORN 2000

ACRES PLANTED	26,600	44
ACRES HARV. FOR GRAIN	23,300	45
YIELD - BU./ACRE	148.0	19
PROD. - BU.	3,452,000	34
FARM VALUE	\$6,351,500	36
IRRIGATED ACRES HARV.	1/	
YIELD - BU./ACRE	1/	
PROD. - BU.	1/	
NON-IRRIGATED ACRES HARV.	1/	
YIELD - BU./ACRE	1/	
PROD. - BU.	1/	
ACRES HARV. FOR SILAGE	2,900	15
YIELD - TONS/ACRE	15.9	29
PROD. - TONS	46,000	12
FARM VALUE	\$779,200	13

SORGHUM 2000

ACRES PLANTED	13,800	78
ACRES HARV. FOR GRAIN	12,800	78
YIELD - BU./ACRE	81.0	12
PROD. - BU.	1,032,200	69
FARM VALUE	\$1,764,600	70
IRRIGATED ACRES HARV.	1/	
YIELD - BU./ACRE	1/	
PROD. - BU.	1/	
NON-IRRIGATED ACRES HARV.	12,800	45
YIELD - BU./ACRE	81.0	12
PROD. - BU.	1,032,200	36
ACRES HARV. FOR SILAGE	700	33
YIELD - TONS/ACRE	9.7	51
PROD. - TONS	6,800	34
FARM VALUE	\$97,100	37

SUNFLOWERS 2000

ACRES PLANTED	1/	
ACRES HARVESTED	1/	
YIELD - LB./ACRE	1/	
PROD. - LB.	1/	
FARM VALUE	1/	

SOYBEANS 2000

ACRES PLANTED	39,000	30
ACRES HARVESTED	36,700	28
YIELD - BU./ACRE	22.0	55
PROD. - BU.	802,500	18
FARM VALUE	\$3,815,000	18
IRRIGATED ACRES HARV.	1/	
YIELD - BU./ACRE	1/	
PROD. - BU.	1/	
NON-IRRIGATED ACRES HARV.	1/	
YIELD - BU./ACRE	1/	
PROD. - BU.	1/	

ALFALFA HAY 2000

ACRES HARVESTED	13,900	19
YIELD - TONS/ACRE	3.5	43
PROD. - TONS	48,500	23
FARM VALUE	\$4,382,500	20

ALL OTHER HAY 2000

ACRES HARVESTED	49,600	6
YIELD - TONS/ACRE	1.1	90
PROD. - TONS	55,400	13
FARM VALUE	\$2,915,000	24

ALL HAY 2000

ACRES HARVESTED	63,500	4
YIELD - TONS/ACRE	1.6	83
PROD. - TONS	103,900	12
FARM VALUE	\$7,297,500	13
PASTURE ACREAGE-1997 CENSUS OF AG	266,000	14

LIVESTOCK INVENTORIES

ALL CATTLE, JAN. 1, 2001	64,000	28
COWS THAT HAVE CALVED	22,200	12
BEEF	21,800	7
MILK	400	32
OTHER CATTLE	41,800	33
CATTLE ON FEED-JAN. 1, 2001	2/	
CALVES BORN - 2000	20,500	12
HOGS - DEC. 1, 2000	31,100	11
ALL SHEEP AND LAMBS, JAN 1, 2001	1,600	10
CHICKENS, DEC. 1, 2000	2/	

INVENTORY VALUES

CATTLE AND CALVES-JAN. 1, 2001	\$44,160,000	28
HOGS AND PIGS-DEC. 1, 2000	\$2,177,000	11
SHEEP AND LAMBS-JAN. 1, 2001	\$184,000	10
CHICKENS-DEC. 1, 2000	2/	

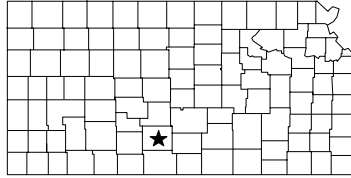
PRODUCTION

MILK-2000-1,000 LBS.	5,500	38
FARM VALUE	\$638,000	38
EGGS-2000 (000)	2/	
FARM VALUE	2/	

1/ DATA NOT PUBLISHED FOR ALL PRACTICES BECAUSE OF INSUFFICIENT REPORTS OR RELATIVE UNIMPORTANCE OF SOME PRACTICES.

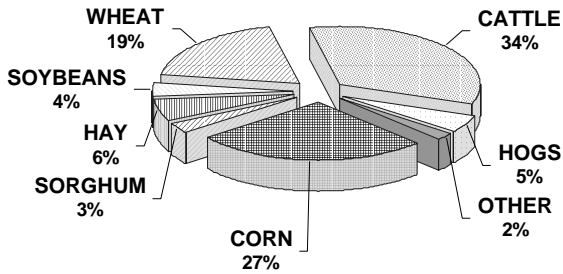
2/ DATA NOT PUBLISHED TO AVOID DISCLOSURE OF INDIVIDUAL REPORTS.

FARM FACTS 2000-2001



RANK IN
STATE

VALUE OF PRODUCTION PRATT COUNTY



SORGHUM 2000

ACRES PLANTED	31,200	44
ACRES HARV. FOR GRAIN	30,200	43
YIELD - BU./ACRE	48.0	81
PROD. - BU.	1,452,900	49
FARM VALUE	\$2,527,400	51
IRRIGATED ACRES HARV.	1/	
YIELD - BU./ACRE	1/	
PROD. - BU.	1/	
NON-IRRIGATED ACRES HARV.	1/	
YIELD - BU./ACRE	1/	
PROD. - BU.	1/	
ACRES HARV. FOR SILAGE	100	73
YIELD - TONS/ACRE	11.0	19
PROD. - TONS	1,100	75
FARM VALUE	\$18,500	74

SUNFLOWERS 2000

ACRES PLANTED	700	23
ACRES HARVESTED	700	23
YIELD - LB./ACRE	1,643	2
PROD. - LB.	1,150,000	22
FARM VALUE	\$59,900	22

SOYBEANS 2000

ACRES PLANTED	20,900	52
ACRES HARVESTED	19,000	50
YIELD - BU./ACRE	40.0	11
PROD. - BU.	752,400	20
FARM VALUE	\$3,592,000	20
IRRIGATED ACRES HARV.	17,400	3
YIELD - BU./ACRE	41.0	22
PROD. - BU.	716,000	7
NON-IRRIGATED ACRES HARV.	1,600	32
YIELD - BU./ACRE	23.0	2
PROD. - BU.	36,400	29

ALFALFA HAY 2000

ACRES HARVESTED	13,500	21
YIELD - TONS/ACRE	4.6	19
PROD. - TONS	62,600	18
FARM VALUE	\$4,610,500	18

ALL OTHER HAY 2000

ACRES HARVESTED	4,500	83
YIELD - TONS/ACRE	2.0	15
PROD. - TONS	8,800	79
FARM VALUE	\$436,000	82

ALL HAY 2000

ACRES HARVESTED	18,000	70
YIELD - TONS/ACRE	4.0	14
PROD. - TONS	71,400	31
FARM VALUE	\$5,046,500	31
PASTURE ACREAGE-1997 CENSUS OF AG	89,000	89

LIVESTOCK INVENTORIES

ALL CATTLE, JAN. 1, 2001	71,500	20
COWS THAT HAVE CALVED	8,600	89
BEEF	8,600	55
OTHER CATTLE	62,900	17
CATTLE ON FEED-JAN. 1, 2001	2/	
CALVES BORN - 2000	7,100	93
HOGS - DEC. 1, 2000	2/	
ALL SHEEP AND LAMBS, JAN 1, 2001	2/	
CHICKENS, DEC. 1, 2000	2/	

INVENTORY VALUES

CATTLE AND CALVES-JAN. 1, 2001	\$49,335,000	20
HOGS AND PIGS-DEC. 1, 2000	2/	
SHEEP AND LAMBS-JAN. 1, 2001	2/	
CHICKENS-DEC. 1, 2000	2/	

PRODUCTION

EGGS-2000 (000)	2/	
FARM VALUE	2/	

1/ DATA NOT PUBLISHED FOR ALL PRACTICES BECAUSE OF INSUFFICIENT REPORTS OR RELATIVE UNIMPORTANCE OF SOME PRACTICES.

2/ DATA NOT PUBLISHED TO AVOID DISCLOSURE OF INDIVIDUAL REPORTS.

151

		RANK IN STATE
POPULATION-2000-U.S. CENSUS EST.	9,647	44
NO. OF FARMS 2000	450	70
LAND IN FARMS 2000-ACRES	451,000	54
ACRES HARVESTED 2000	285,070	18
VALUE OF CROPS HARV. 2000	\$48,918,200	14
VALUE OF LIVESTOCK PROD. 2000	\$31,662,805	26
PRECIPITATION JAN.-DEC. 2000-IN.	37.19	11
PRECIPITATION LONGTIME AVERAGE-IN.	25.84	63

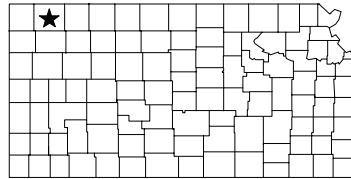
WHEAT 2000

ACRES SEEDED IN 1999	153,000	17
ACRES HARVESTED IN 2000	147,500	17
YIELD-BU./ACRE	39.0	42
PROD.-BU.	5,821,000	14
FARM VALUE	\$15,665,000	14
IRRIGATED ACRES HARV.	4,400	25
YIELD - BU./ACRE	50.0	5
PROD. - BU.	219,400	23
CONT. CROP DRYLAND ACRES HARV.	109,700	14
YIELD - BU./ACRE	38.0	42
PROD. - BU.	4,156,100	14
SUMMER FALLOW ACRES HARV.	33,400	38
YIELD - BU./ACRE	43.0	11
PROD. - BU.	1,445,500	37

CORN 2000

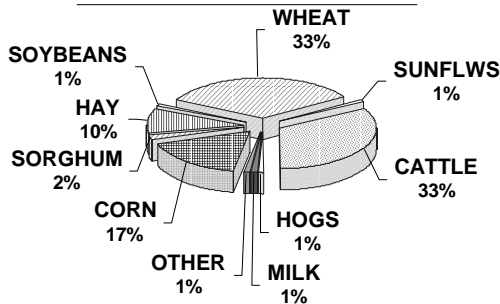
ACRES PLANTED	67,800	14
ACRES HARV. FOR GRAIN	64,600	15
YIELD - BU./ACRE	156.0	14
PROD. - BU.	10,082,000	14
FARM VALUE	\$20,970,100	15
IRRIGATED ACRES HARV.	49,900	13
YIELD - BU./ACRE	177.0	12
PROD. - BU.	8,857,000	14
NON-IRRIGATED ACRES HARV.	14,700	18
YIELD - BU./ACRE	83.0	8
PROD. - BU.	1,225,000	13
ACRES HARV. FOR SILAGE	1,700	34
YIELD - TONS/ACRE	18.2	18
PROD. - TONS	31,000	23
FARM VALUE	\$612,600	23

FARM FACTS 2000-2001



RANK IN
STATE

VALUE OF PRODUCTION RAWLINS COUNTY



153

RANK IN
STATE

POPULATION-2000-U.S. CENSUS EST.	2,966	94
NO. OF FARMS 2000	490	65
LAND IN FARMS 2000-ACRES	662,000	9
ACRES HARVESTED 2000	240,360	34
VALUE OF CROPS HARV. 2000	\$23,278,700	48
VALUE OF LIVESTOCK PROD. 2000	\$12,937,001	79
PRECIPITATION JAN.-DEC. 2000-IN.	18.36	86
PRECIPITATION LONGTIME AVERAGE-IN.	21.58	82

WHEAT 2000

ACRES SEEDED IN 1999	154,000	16
ACRES HARVESTED IN 2000	146,500	18
YIELD-BU./ACRE	30.0	102
PROD.-BU.	4,439,000	32
FARM VALUE	\$12,035,000	32
IRRIGATED ACRES HARV.	2,200	32
YIELD - BU./ACRE	34.0	44
PROD. - BU.	74,800	32
CONT. CROP DRYLAND ACRES HARV.	27,100	53
YIELD - BU./ACRE	24.0	99
PROD. - BU.	651,000	61
SUMMER FALLOW ACRES HARV.	117,200	7
YIELD - BU./ACRE	32.0	50
PROD. - BU.	3,713,200	7

CORN 2000

ACRES PLANTED	54,800	24
ACRES HARV. FOR GRAIN	47,300	25
YIELD - BU./ACRE	62.0	101
PROD. - BU.	2,916,000	38
FARM VALUE	\$5,773,500	39
IRRIGATED ACRES HARV.	12,600	30
YIELD - BU./ACRE	145.0	51
PROD. - BU.	1,829,000	32
NON-IRRIGATED ACRES HARV.	34,700	6
YIELD - BU./ACRE	31.0	64
PROD. - BU.	1,087,000	17
ACRES HARV. FOR SILAGE	3,100	14
YIELD - TONS/ACRE	6.1	97
PROD. - TONS	19,000	38
FARM VALUE	\$356,400	39

SORGHUM 2000

ACRES PLANTED	20,800	65
ACRES HARV. FOR GRAIN	14,600	74
YIELD - BU./ACRE	29.0	104
PROD. - BU.	425,700	88
FARM VALUE	\$727,800	88
IRRIGATED ACRES HARV.	500	24
YIELD - BU./ACRE	89.0	24
PROD. - BU.	44,500	25
NON-IRRIGATED ACRES HARV.	14,100	41
YIELD - BU./ACRE	27.0	68
PROD. - BU.	381,200	56
ACRES HARV. FOR SILAGE	200	61
YIELD - TONS/ACRE	5.0	94
PROD. - TONS	1,000	78
FARM VALUE	\$15,800	81

SUNFLOWERS 2000

ACRES PLANTED	7,800	8
ACRES HARVESTED	6,700	8
YIELD - LB./ACRE	888	21
PROD. - LB.	5,950,000	10
FARM VALUE	\$400,900	9

SOYBEANS 2000

ACRES PLANTED	2,800	90
ACRES HARVESTED	2,400	90
YIELD - BU./ACRE	36.0	16
PROD. - BU.	86,800	85
FARM VALUE	\$404,000	86
IRRIGATED ACRES HARV.	1/	
YIELD - BU./ACRE	1/	
PROD. - BU.	1/	
NON-IRRIGATED ACRES HARV.	1/	
YIELD - BU./ACRE	1/	
PROD. - BU.	1/	

ALFALFA HAY 2000

ACRES HARVESTED	12,100	24
YIELD - TONS/ACRE	3.2	59
PROD. - TONS	39,100	27
FARM VALUE	\$3,070,500	28

ALL OTHER HAY 2000

ACRES HARVESTED	7,000	72
YIELD - TONS/ACRE	1.1	90
PROD. - TONS	7,500	83
FARM VALUE	\$464,000	81

ALL HAY 2000

ACRES HARVESTED	19,100	65
YIELD - TONS/ACRE	2.4	44
PROD. - TONS	46,600	63
FARM VALUE	\$3,534,500	57
PASTURE ACREAGE-1997 CENSUS OF AG	259,000	16

LIVESTOCK INVENTORIES

ALL CATTLE, JAN. 1, 2001	45,200	56
COWS THAT HAVE CALVED	19,200	27
BEEF	2/	
MILK	2/	
OTHER CATTLE	26,000	60
CATTLE ON FEED-JAN. 1, 2001	2/	
CALVES BORN - 2000	18,800	23
HOGS - DEC. 1, 2000	2/	
ALL SHEEP AND LAMBS, JAN 1, 2001	2/	
CHICKENS, DEC. 1, 2000	2/	

INVENTORY VALUES

CATTLE AND CALVES-JAN. 1, 2001	\$31,190,000	56
HOGS AND PIGS-DEC. 1, 2000	2/	
SHEEP AND LAMBS-JAN. 1, 2001	2/	
CHICKENS-DEC. 1, 2000	2/	

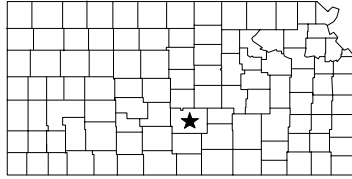
PRODUCTION

MILK-2000-1,000 LBS.	2/
FARM VALUE	2/
EGGS-2000 (000)	2/
FARM VALUE	2/

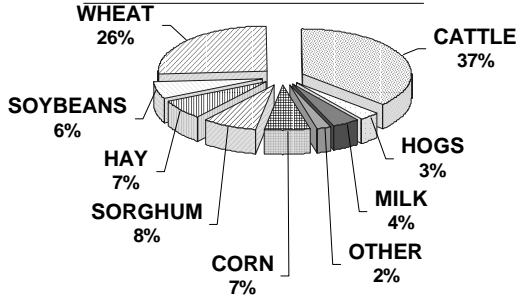
1/ DATA NOT PUBLISHED FOR ALL PRACTICES BECAUSE OF INSUFFICIENT REPORTS OR RELATIVE UNIMPORTANCE OF SOME PRACTICES.

2/ DATA NOT PUBLISHED TO AVOID DISCLOSURE OF INDIVIDUAL REPORTS.

FARM FACTS 2000-2001



VALUE OF PRODUCTION RENO COUNTY



155

RANK IN STATE

POPULATION-2000-U.S. CENSUS EST.	64,790	7
NO. OF FARMS 2000	1,480	2
LAND IN FARMS 2000-ACRES	747,000	3
ACRES HARVESTED 2000	428,670	2
VALUE OF CROPS HARV. 2000	\$53,034,200	9
VALUE OF LIVESTOCK PROD. 2000	\$43,646,615	16
PRECIPITATION JAN.-DEC. 2000-IN.	32.54	27
PRECIPITATION LONGTIME AVERAGE-IN.	29.22	50

WHEAT 2000

ACRES SEEDED IN 1999	249,000	2
ACRES HARVESTED IN 2000	236,600	3
YIELD-BU./ACRE	39.0	42
PROD-BU.	9,284,000	2
FARM VALUE	\$24,985,000	2
IRRIGATED ACRES HARV.	5,300	23
YIELD - BU./ACRE	39.0	36
PROD. - BU.	208,400	24
CONT. CROP DRYLAND ACRES HARV.	221,000	3
YIELD - BU./ACRE	39.0	35
PROD. - BU.	8,699,600	2
SUMMER FALLOW ACRES HARV.	10,300	56
YIELD - BU./ACRE	37.0	28
PROD. - BU.	376,000	54

CORN 2000

ACRES PLANTED	25,300	47
ACRES HARV. FOR GRAIN	22,600	47
YIELD - BU./ACRE	137.0	26
PROD. - BU.	3,103,000	36
FARM VALUE	\$6,454,100	34
IRRIGATED ACRES HARV.	13,500	28
YIELD - BU./ACRE	172.0	16
PROD. - BU.	2,316,000	27
NON-IRRIGATED ACRES HARV.	9,100	29
YIELD - BU./ACRE	86.0	5
PROD. - BU.	787,000	24
ACRES HARV. FOR SILAGE	2,300	23
YIELD - TONS/ACRE	12.4	46
PROD. - TONS	28,500	25
FARM VALUE	\$563,200	25

SORGHUM 2000

ACRES PLANTED	85,400	2
ACRES HARV. FOR GRAIN	82,400	2
YIELD - BU./ACRE	56.0	62
PROD. - BU.	4,609,000	8
FARM VALUE	\$8,017,600	8
IRRIGATED ACRES HARV.	1/	
YIELD - BU./ACRE	1/	
PROD. - BU.	1/	
NON-IRRIGATED ACRES HARV.	1/	
YIELD - BU./ACRE	1/	
PROD. - BU.	1/	
ACRES HARV. FOR SILAGE	1,100	22
YIELD - TONS/ACRE	9.5	56
PROD. - TONS	10,400	22
FARM VALUE	\$175,200	22

SUNFLOWERS 2000

ACRES PLANTED	3,000	15
ACRES HARVESTED	2,800	15
YIELD - LB./ACRE	1,536	5
PROD. - LB.	4,300,000	15
FARM VALUE	\$234,200	15

SOYBEANS 2000

ACRES PLANTED	40,000	29
ACRES HARVESTED	38,100	25
YIELD - BU./ACRE	30.0	32
PROD. - BU.	1,150,000	8
FARM VALUE	\$5,491,000	8
IRRIGATED ACRES HARV.	13,000	10
YIELD - BU./ACRE	51.0	7
PROD. - BU.	660,000	9
NON-IRRIGATED ACRES HARV.	25,100	7
YIELD - BU./ACRE	20.0	5
PROD. - BU.	490,000	3

ALFALFA HAY 2000

ACRES HARVESTED	26,000	4
YIELD - TONS/ACRE	3.0	66
PROD. - TONS	79,000	10
FARM VALUE	\$5,818,000	15

ALL OTHER HAY 2000

ACRES HARVESTED	16,000	44
YIELD - TONS/ACRE	1.6	47
PROD. - TONS	25,200	46
FARM VALUE	\$1,248,500	55

ALL HAY 2000

ACRES HARVESTED	42,000	19
YIELD - TONS/ACRE	2.5	39
PROD. - TONS	104,200	10
FARM VALUE	\$7,066,500	17
PASTURE ACREAGE-1997 CENSUS OF AG	185,000	36

LIVESTOCK INVENTORIES

ALL CATTLE, JAN. 1, 2001	82,200	16
COWS THAT HAVE CALVED	23,800	9
BEEF	21,800	7
MILK	2,000	6
OTHER CATTLE	58,400	19
CATTLE ON FEED-JAN. 1, 2001	2/	
CALVES BORN - 2000	22,100	9
HOGS - DEC. 1, 2000	16,000	20
ALL SHEEP AND LAMBS, JAN 1, 2001	4,000	4
CHICKENS, DEC. 1, 2000	2/	

INVENTORY VALUES

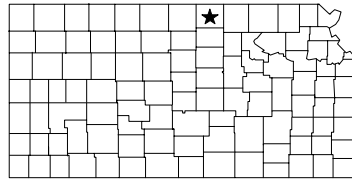
CATTLE AND CALVES-JAN. 1, 2001	\$56,720,000	16
HOGS AND PIGS-DEC. 1, 2000	\$1,120,000	20
SHEEP AND LAMBS-JAN. 1, 2001	\$460,000	4
CHICKENS-DEC. 1, 2000	2/	

PRODUCTION

MILK-2000-1,000 LBS.	36,800	6
FARM VALUE	\$4,268,800	6
EGGS-2000 (000)	2/	
FARM VALUE	2/	
1/ DATA NOT PUBLISHED FOR ALL PRACTICES BECAUSE OF INSUFFICIENT REPORTS OR RELATIVE UNIMPORTANCE OF SOME PRACTICES.		
2/ DATA NOT PUBLISHED TO AVOID DISCLOSURE OF INDIVIDUAL REPORTS.		

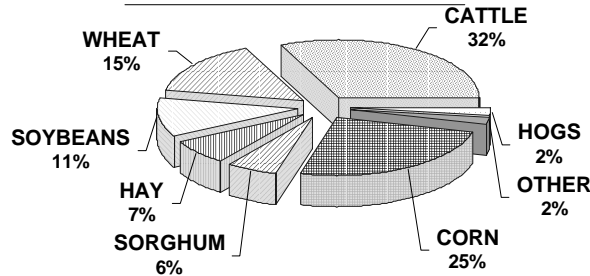
08/01 155

FARM FACTS 1999-2000



RANK IN
STATE

VALUE OF PRODUCTION REPUBLIC COUNTY



157

RANK IN
STATE

POPULATION-2000-U.S. CENSUS EST.	5,835	67
NO. OF FARMS 2000	710	34
LAND IN FARMS 2000-ACRES	446,000	56
ACRES HARVESTED 2000	274,600	22
VALUE OF CROPS HARV. 2000	\$32,668,700	32
VALUE OF LIVESTOCK PROD. 2000	\$17,541,803	56
PRECIPITATION JAN.-DEC. 2000-IN.	18.11	89
PRECIPITATION LONGTIME AVERAGE-IN.	31.04	43

WHEAT 2000

ACRES SEEDED IN 1999	89,000	57
ACRES HARVESTED IN 2000	83,100	61
YIELD-BU./ACRE	33.0	86
PROD.-BU.	2,779,000	64
FARM VALUE	\$7,535,000	64
IRRIGATED ACRES HARV.	1/	
YIELD - BU./ACRE	1/	
PROD. - BU.	1/	
CONT. CROP DRYLAND ACRES HARV.	73,500	28
YIELD - BU./ACRE	34.0	69
PROD. - BU.	2,498,600	29
SUMMER FALLOW ACRES HARV.	9,600	57
YIELD - BU./ACRE	29.0	60
PROD. - BU.	280,400	58

CORN 2000

ACRES PLANTED	67,000	15
ACRES HARV. FOR GRAIN	64,700	14
YIELD - BU./ACRE	101.0	67
PROD. - BU.	6,531,000	19
FARM VALUE	\$12,539,200	21
IRRIGATED ACRES HARV.	30,700	18
YIELD - BU./ACRE	145.0	51
PROD. - BU.	4,438,000	20
NON-IRRIGATED ACRES HARV.	34,000	7
YIELD - BU./ACRE	62.0	31
PROD. - BU.	2,093,000	6
ACRES HARV. FOR SILAGE	1,300	44
YIELD - TONS/ACRE	6.9	94
PROD. - TONS	9,000	65
FARM VALUE	\$160,600	65

SORGHUM 2000

ACRES PLANTED	44,000	32
ACRES HARV. FOR GRAIN	40,500	33
YIELD - BU./ACRE	40.0	94
PROD. - BU.	1,632,100	44
FARM VALUE	\$2,855,400	44
IRRIGATED ACRES HARV.	1/	
YIELD - BU./ACRE	1/	
PROD. - BU.	1/	
NON-IRRIGATED ACRES HARV.	1/	
YIELD - BU./ACRE	1/	
PROD. - BU.	1/	
ACRES HARV. FOR SILAGE	200	61
YIELD - TONS/ACRE	11.5	15
PROD. - TONS	2,300	60
FARM VALUE	\$35,200	61

SUNFLOWERS 2000

ACRES PLANTED	1,400	19
ACRES HARVESTED	1,400	19
YIELD - LB./ACRE	1,250	13
PROD. - LB.	1,750,000	21
FARM VALUE	\$95,300	20

SOYBEANS 2000

ACRES PLANTED	67,800	13
ACRES HARVESTED	56,800	8
YIELD - BU./ACRE	21.0	57
PROD. - BU.	1,213,000	7
FARM VALUE	\$5,700,000	7
IRRIGATED ACRES HARV.	17,700	2
YIELD - BU./ACRE	46.0	17
PROD. - BU.	815,000	3
NON-IRRIGATED ACRES HARV.	39,100	3
YIELD - BU./ACRE	10.0	28
PROD. - BU.	398,000	7

ALFALFA HAY 2000

ACRES HARVESTED	16,500	15
YIELD - TONS/ACRE	2.7	79
PROD. - TONS	45,200	25
FARM VALUE	\$3,149,000	27

ALL OTHER HAY 2000

ACRES HARVESTED	9,300	65
YIELD - TONS/ACRE	.9	102
PROD. - TONS	8,600	80
FARM VALUE	\$534,000	77

ALL HAY 2000

ACRES HARVESTED	25,800	46
YIELD - TONS/ACRE	2.1	57
PROD. - TONS	53,800	52
FARM VALUE	\$3,683,000	53
PASTURE ACREAGE-1997 CENSUS OF AG	124,000	73

LIVESTOCK INVENTORIES

ALL CATTLE, JAN. 1, 2001	54,200	41
COWS THAT HAVE CALVED	15,200	54
BEEF	2/	
MILK	2/	
OTHER CATTLE	39,000	37
CATTLE ON FEED-JAN. 1, 2001	2/	
CALVES BORN - 2000	14,100	54
HOGS - DEC. 1, 2000	2/	
ALL SHEEP AND LAMBS, JAN 1, 2001	1,400	14
CHICKENS, DEC. 1, 2000	2/	

INVENTORY VALUES

CATTLE AND CALVES-JAN. 1, 2001	\$37,395,000	41
HOGS AND PIGS-DEC. 1, 2000	2/	
SHEEP AND LAMBS-JAN. 1, 2001	\$161,000	14
CHICKENS-DEC. 1, 2000	2/	

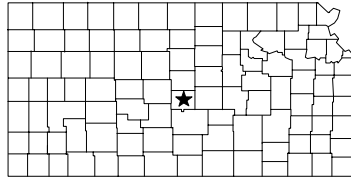
PRODUCTION

MILK-2000-1,000 LBS.	2/	
FARM VALUE	2/	
EGGS-2000 (000)	2/	
FARM VALUE	2/	

1/ DATA NOT PUBLISHED FOR ALL PRACTICES BECAUSE OF INSUFFICIENT REPORTS OR RELATIVE UNIMPORTANCE OF SOME PRACTICES.

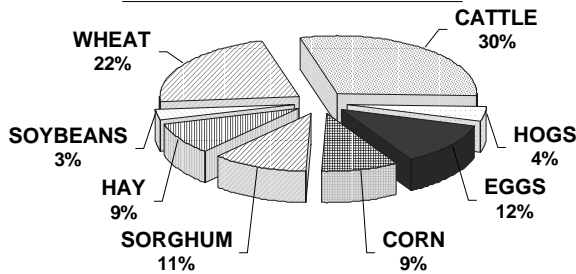
2/ DATA NOT PUBLISHED TO AVOID DISCLOSURE OF INDIVIDUAL REPORTS.

FARM FACTS 2000-2001



RANK IN
STATE

VALUE OF PRODUCTION RICE COUNTY



SORGHUM 2000

ACRES PLANTED	65,800	16
ACRES HARV. FOR GRAIN	64,300	11
YIELD - BU./ACRE	74.0	20
PROD. - BU.	4,733,200	6
FARM VALUE	\$8,470,200	6
IRRIGATED ACRES HARV.	1/	
YIELD - BU./ACRE	1/	
PROD. - BU.	1/	
NON-IRRIGATED ACRES HARV.	1/	
YIELD - BU./ACRE	1/	
PROD. - BU.	1/	
ACRES HARV. FOR SILAGE	100	73
YIELD - TONS/ACRE	10.0	37
PROD. - TONS	1,000	78
FARM VALUE	\$15,800	81

SUNFLOWERS 2000

ACRES PLANTED	3,200	14
ACRES HARVESTED	3,000	14
YIELD - LB./ACRE	1,517	6
PROD. - LB.	4,550,000	13
FARM VALUE	\$249,300	14

SOYBEANS 2000

ACRES PLANTED	20,700	53
ACRES HARVESTED	20,600	48
YIELD - BU./ACRE	24.0	47
PROD. - BU.	501,700	41
FARM VALUE	\$2,400,000	41
IRRIGATED ACRES HARV.	5,200	14
YIELD - BU./ACRE	50.0	8
PROD. - BU.	261,000	12
NON-IRRIGATED ACRES HARV.	15,400	13
YIELD - BU./ACRE	16.0	15
PROD. - BU.	240,700	13

RANK IN
STATE

POPULATION-2000-U.S. CENSUS EST.	10,761	39
NO. OF FARMS 2000	530	52
LAND IN FARMS 2000-ACRES	435,000	60
ACRES HARVESTED 2000	286,650	17
VALUE OF CROPS HARV. 2000	\$42,244,000	23
VALUE OF LIVESTOCK PROD. 2000	\$35,783,425	22
PRECIPITATION JAN.-DEC. 2000-IN.	32.35	29
PRECIPITATION LONGTIME AVERAGE-IN.	27.96	55

ALFALFA HAY 2000

ACRES HARVESTED	19,000	9
YIELD - TONS/ACRE	4.0	29
PROD. - TONS	76,800	12
FARM VALUE	\$6,399,500	11

ALL OTHER HAY 2000

ACRES HARVESTED	5,700	74
YIELD - TONS/ACRE	1.9	21
PROD. - TONS	10,700	74
FARM VALUE	\$672,500	74

ALL HAY 2000

ACRES HARVESTED	24,700	48
YIELD - TONS/ACRE	3.5	18
PROD. - TONS	87,500	20
FARM VALUE	\$7,072,000	16
PASTURE ACREAGE-1997 CENSUS OF AG	127,000	70

LIVESTOCK INVENTORIES

ALL CATTLE, JAN. 1, 2001	56,700	36
COWS THAT HAVE CALVED	10,600	79
BEEF	2/	
MILK	2/	
OTHER CATTLE	46,100	28
CATTLE ON FEED-JAN. 1, 2001	29,000	11
CALVES BORN - 2000	9,700	79
HOGS - DEC. 1, 2000	2/	
ALL SHEEP AND LAMBS, JAN 1, 2001	700	32
CHICKENS, DEC. 1, 2000	1,336,000	1

INVENTORY VALUES

CATTLE AND CALVES-JAN. 1, 2001	\$39,125,000	36
HOGS AND PIGS-DEC. 1, 2000	2/	
SHEEP AND LAMBS-JAN. 1, 2001	\$80,000	33
CHICKENS-DEC. 1, 2000	\$1,737,000	1

PRODUCTION

MILK-2000-1,000 LBS.	2/	
FARM VALUE	2/	
EGGS-2000 (000)	285,290	1
FARM VALUE	\$9,274,000	1

1/ DATA NOT PUBLISHED FOR ALL PRACTICES BECAUSE OF INSUFFICIENT REPORTS OR RELATIVE UNIMPORTANCE OF SOME PRACTICES.

2/ DATA NOT PUBLISHED TO AVOID DISCLOSURE OF INDIVIDUAL REPORTS.

08/01 159

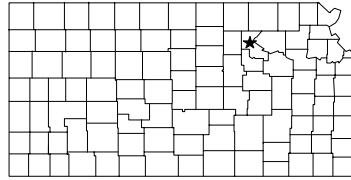
WHEAT 2000

ACRES SEEDED IN 1999	157,000	15
ACRES HARVESTED IN 2000	148,100	16
YIELD-BU./ACRE	43.0	12
PROD-BU.	6,312,000	9
FARM VALUE	\$17,240,000	9
IRRIGATED ACRES HARV.	1/	
YIELD - BU./ACRE	1/	
PROD. - BU.	1/	
CONT. CROP DRYLAND ACRES HARV.	123,100	11
YIELD - BU./ACRE	42.0	15
PROD. - BU.	5,141,700	10
SUMMER FALLOW ACRES HARV.	25,000	45
YIELD - BU./ACRE	47.0	2
PROD. - BU.	1,170,300	39

CORN 2000

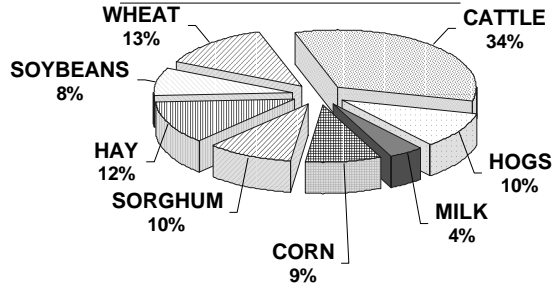
ACRES PLANTED	25,600	46
ACRES HARV. FOR GRAIN	24,100	43
YIELD - BU./ACRE	130.0	32
PROD. - BU.	3,145,000	35
FARM VALUE	\$6,352,800	35
IRRIGATED ACRES HARV.	10,700	33
YIELD - BU./ACRE	174.0	15
PROD. - BU.	1,860,000	31
NON-IRRIGATED ACRES HARV.	13,400	20
YIELD - BU./ACRE	96.0	2
PROD. - BU.	1,285,000	12
ACRES HARV. FOR SILAGE	1,300	44
YIELD - TONS/ACRE	17.3	23
PROD. - TONS	22,500	30
FARM VALUE	\$417,400	31

FARM FACTS 2000-2001



RANK IN
STATE

VALUE OF PRODUCTION RILEY COUNTY



161

		RANK IN STATE
POPULATION-2000-U.S. CENSUS EST.	62,843	8
NO. OF FARMS 2000	510	56
LAND IN FARMS 2000-ACRES	243,000	98
ACRES HARVESTED 2000	103,230	93
VALUE OF CROPS HARV. 2000	\$12,279,300	90
VALUE OF LIVESTOCK PROD. 2000	\$11,323,403	88
PRECIPITATION JAN.-DEC. 2000-IN.	25.20	61
PRECIPITATION LONGTIME AVERAGE-IN.	33.82	36

WHEAT 2000

ACRES SEEDED IN 1999	28,000	79
ACRES HARVESTED IN 2000	26,800	79
YIELD-BU./ACRE	41.0	25
PROD-BU.	1,089,000	79
FARM VALUE	\$2,985,000	79
IRRIGATED ACRES HARV.	1/	
YIELD - BU./ACRE	1/	
PROD. - BU.	1/	
CONT. CROP DRYLAND ACRES HARV.	26,800	54
YIELD - BU./ACRE	41.0	22
PROD. - BU.	1,089,000	48
SUMMER FALLOW ACRES HARV.	1/	
YIELD - BU./ACRE	1/	
PROD. - BU.	1/	

CORN 2000

ACRES PLANTED	10,000	78
ACRES HARV. FOR GRAIN	8,800	77
YIELD - BU./ACRE	119.0	41
PROD. - BU.	1,044,000	74
FARM VALUE	\$1,920,900	77
IRRIGATED ACRES HARV.	1/	
YIELD - BU./ACRE	1/	
PROD. - BU.	1/	
NON-IRRIGATED ACRES HARV.	1/	
YIELD - BU./ACRE	1/	
PROD. - BU.	1/	
ACRES HARV. FOR SILAGE	1,000	55
YIELD - TONS/ACRE	11.6	51
PROD. - TONS	11,600	58
FARM VALUE	\$196,500	59

SORGHUM 2000

ACRES PLANTED	20,400	68
ACRES HARV. FOR GRAIN	19,300	63
YIELD - BU./ACRE	72.0	23
PROD. - BU.	1,391,300	52
FARM VALUE	\$2,378,500	54
IRRIGATED ACRES HARV.	1/	
YIELD - BU./ACRE	1/	
PROD. - BU.	1/	
NON-IRRIGATED ACRES HARV.	19,300	31
YIELD - BU./ACRE	72.0	22
PROD. - BU.	1,391,300	22
ACRES HARV. FOR SILAGE	400	41
YIELD - TONS/ACRE	9.0	62
PROD. - TONS	3,600	47
FARM VALUE	\$51,400	49

SUNFLOWERS 2000

ACRES PLANTED	1/
ACRES HARVESTED	1/
YIELD - LB./ACRE	1/
PROD. - LB.	1/
FARM VALUE	1/

SOYBEANS 2000

ACRES PLANTED	24,800	47
ACRES HARVESTED	22,800	46
YIELD - BU./ACRE	18.0	67
PROD. - BU.	402,600	50
FARM VALUE	\$1,914,000	51
IRRIGATED ACRES HARV.	1/	
YIELD - BU./ACRE	1/	
PROD. - BU.	1/	
NON-IRRIGATED ACRES HARV.	1/	
YIELD - BU./ACRE	1/	
PROD. - BU.	1/	

ALFALFA HAY 2000

ACRES HARVESTED	5,400	54
YIELD - TONS/ACRE	3.4	46
PROD. - TONS	18,600	60
FARM VALUE	\$1,680,500	55

ALL OTHER HAY 2000

ACRES HARVESTED	17,700	40
YIELD - TONS/ACRE	1.2	84
PROD. - TONS	20,500	57
FARM VALUE	\$1,078,500	60

ALL HAY 2000

ACRES HARVESTED	23,100	53
YIELD - TONS/ACRE	1.7	76
PROD. - TONS	39,100	75
FARM VALUE	\$2,759,000	72
PASTURE ACREAGE-1997 CENSUS OF AG	135,000	63

LIVESTOCK INVENTORIES

ALL CATTLE, JAN. 1, 2001	29,600	91
COWS THAT HAVE CALVED	11,200	77
BEEF	2/	
MILK	2/	
OTHER CATTLE	18,400	85
CATTLE ON FEED-JAN. 1, 2001	2/	
CALVES BORN - 2000	10,600	74
HOGS - DEC. 1, 2000	10,900	25
ALL SHEEP AND LAMBS, JAN 1, 2001	1,500	12
CHICKENS, DEC. 1, 2000	2/	

INVENTORY VALUES

CATTLE AND CALVES-JAN. 1, 2001	\$20,425,000	91
HOGS AND PIGS-DEC. 1, 2000	\$763,000	25
SHEEP AND LAMBS-JAN. 1, 2001	\$172,000	12
CHICKENS-DEC. 1, 2000	2/	

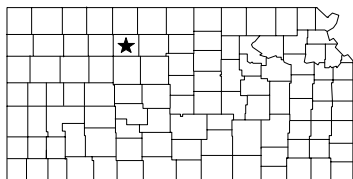
PRODUCTION

MILK-2000-1,000 LBS.	2/
FARM VALUE	2/
EGGS-2000 (000)	2/
FARM VALUE	2/

1/ DATA NOT PUBLISHED FOR ALL PRACTICES BECAUSE OF INSUFFICIENT REPORTS OR RELATIVE UNIMPORTANCE OF SOME PRACTICES.

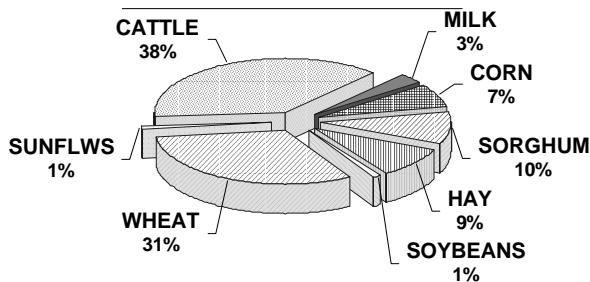
2/ DATA NOT PUBLISHED TO AVOID DISCLOSURE OF INDIVIDUAL REPORTS.

FARM FACTS 2000-2001



RANK IN
STATE

VALUE OF PRODUCTION ROOKS COUNTY



SORGHUM 2000

ACRES PLANTED	45,600	30
ACRES HARV. FOR GRAIN	38,700	34
YIELD - BU./ACRE	47.0	84
PROD. - BU.	1,831,100	40
FARM VALUE	\$3,203,600	41
IRRIGATED ACRES HARV.	1/	
YIELD - BU./ACRE	1/	
PROD. - BU.	1/	
NON-IRRIGATED ACRES HARV.	1/	
YIELD - BU./ACRE	1/	
PROD. - BU.	1/	
ACRES HARV. FOR SILAGE	1,200	19
YIELD - TONS/ACRE	5.9	93
PROD. - TONS	7,100	32
FARM VALUE	\$108,700	34

SUNFLOWERS 2000

ACRES PLANTED	4,700	12
ACRES HARVESTED	4,500	12
YIELD - LB./ACRE	1,289	10
PROD. - LB.	5,800,000	11
FARM VALUE	\$344,200	11

SOYBEANS 2000

ACRES PLANTED	7,200	74
ACRES HARVESTED	6,100	74
YIELD - BU./ACRE	14.0	79
PROD. - BU.	88,100	84
FARM VALUE	\$413,000	83
IRRIGATED ACRES HARV.	600	27
YIELD - BU./ACRE	52.0	3
PROD. - BU.	31,000	27
NON-IRRIGATED ACRES HARV.	5,500	22
YIELD - BU./ACRE	10.0	28
PROD. - BU.	57,100	25

ALFALFA HAY 2000

ACRES HARVESTED	8,500	37
YIELD - TONS/ACRE	3.6	39
PROD. - TONS	30,900	35
FARM VALUE	\$2,153,000	40

ALL OTHER HAY 2000

ACRES HARVESTED	8,600	68
YIELD - TONS/ACRE	2.0	15
PROD. - TONS	16,900	66
FARM VALUE	\$1,049,000	61

ALL HAY 2000

ACRES HARVESTED	17,100	71
YIELD - TONS/ACRE	2.8	30
PROD. - TONS	47,800	61
FARM VALUE	\$3,202,000	63
PASTURE ACREAGE-1997 CENSUS OF AG	258,000	17

LIVESTOCK INVENTORIES

ALL CATTLE, JAN. 1, 2001	52,400	46
COWS THAT HAVE CALVED	23,700	10
BEEF	2/	
MILK	2/	
OTHER CATTLE	28,700	54
CATTLE ON FEED-JAN. 1, 2001	2/	
CALVES BORN - 2000	21,200	10
HOGS - DEC. 1, 2000	2/	
ALL SHEEP AND LAMBS, JAN 1, 2001	500	36
CHICKENS, DEC. 1, 2000	2/	

INVENTORY VALUES

CATTLE AND CALVES-JAN. 1, 2001	\$36,155,000	46
HOGS AND PIGS-DEC. 1, 2000	2/	
SHEEP AND LAMBS-JAN. 1, 2001	\$57,000	37
CHICKENS-DEC. 1, 2000	2/	

PRODUCTION

MILK-2000-1,000 LBS.	2/
FARM VALUE	2/
EGGS-2000 (000)	2/
FARM VALUE	2/

1/ DATA NOT PUBLISHED FOR ALL PRACTICES BECAUSE OF INSUFFICIENT REPORTS OR RELATIVE UNIMPORTANCE OF SOME PRACTICES.

2/ DATA NOT PUBLISHED TO AVOID DISCLOSURE OF INDIVIDUAL REPORTS.

RANK IN
STATE

POPULATION-2000-U.S. CENSUS EST.	5,685	68
NO. OF FARMS 2000	440	73
LAND IN FARMS 2000-ACRES	585,000	18
ACRES HARVESTED 2000	194,290	54
VALUE OF CROPS HARV. 2000	\$20,024,000	65
VALUE OF LIVESTOCK PROD. 2000	\$13,740,601	73
PRECIPITATION JAN.-DEC. 2000-IN.	24.23	65
PRECIPITATION LONGTIME AVERAGE-IN.	23.20	75

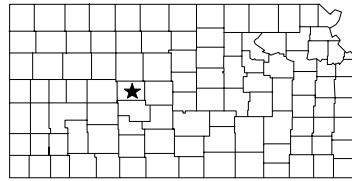
WHEAT 2000

ACRES SEEDED IN 1999	116,000	40
ACRES HARVESTED IN 2000	110,300	42
YIELD-BU./ACRE	35.0	77
PROD-BU.	3,835,000	46
FARM VALUE	\$10,400,000	44
IRRIGATED ACRES HARV.	1/	
YIELD - BU./ACRE	1/	
PROD. - BU.	1/	
CONT. CROP DRYLAND ACRES HARV.	35,100	45
YIELD - BU./ACRE	32.0	77
PROD. - BU.	1,129,900	46
SUMMER FALLOW ACRES HARV.	75,200	23
YIELD - BU./ACRE	36.0	35
PROD. - BU.	2,705,100	22

CORN 2000

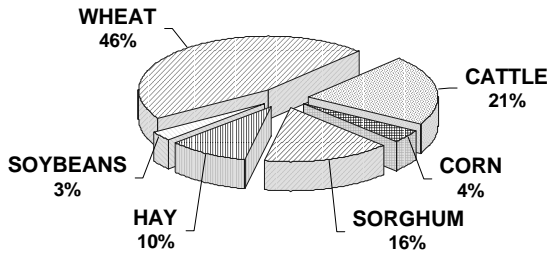
ACRES PLANTED	16,600	61
ACRES HARV. FOR GRAIN	13,700	65
YIELD - BU./ACRE	77.0	90
PROD. - BU.	1,052,000	73
FARM VALUE	\$2,019,800	74
IRRIGATED ACRES HARV.	500	62
YIELD - BU./ACRE	158.0	39
PROD. - BU.	79,000	63
NON-IRRIGATED ACRES HARV.	13,200	21
YIELD - BU./ACRE	74.0	20
PROD. - BU.	973,000	19
ACRES HARV. FOR SILAGE	2,100	26
YIELD - TONS/ACRE	8.1	88
PROD. - TONS	17,100	45
FARM VALUE	\$305,100	46

FARM FACTS 2000-2001



RANK IN
STATE

VALUE OF PRODUCTION RUSH COUNTY



165

		RANK IN STATE
POPULATION-2000-U.S. CENSUS EST.	3,551	82
NO. OF FARMS 2000	510	56
LAND IN FARMS 2000-ACRES	425,000	64
ACRES HARVESTED 2000	215,240	44
VALUE OF CROPS HARV. 2000	\$24,703,300	44
VALUE OF LIVESTOCK PROD. 2000	\$6,558,003	103
PRECIPITATION JAN.-DEC. 2000-IN.	28.01	52
PRECIPITATION LONGTIME AVERAGE-IN.	23.51	73

WHEAT 2000

ACRES SEEDED IN 1999	145,000	21
ACRES HARVESTED IN 2000	139,500	22
YIELD-BU./ACRE	37.0	64
PROD-BU.	5,218,000	21
FARM VALUE	\$14,250,000	20
IRRIGATED ACRES HARV.	1/	
YIELD - BU./ACRE	1/	
PROD. - BU.	1/	
CONT. CROP DRYLAND ACRES HARV.	43,700	35
YIELD - BU./ACRE	36.0	58
PROD. - BU.	1,594,300	33
SUMMER FALLOW ACRES HARV.	95,800	14
YIELD - BU./ACRE	38.0	25
PROD. - BU.	3,623,700	8

CORN 2000

ACRES PLANTED	7,500	85
ACRES HARV. FOR GRAIN	7,400	80
YIELD - BU./ACRE	88.0	83
PROD. - BU.	648,000	85
FARM VALUE	\$1,308,900	84
IRRIGATED ACRES HARV.	2,400	49
YIELD - BU./ACRE	154.0	41
PROD. - BU.	369,000	48
NON-IRRIGATED ACRES HARV.	5,000	41
YIELD - BU./ACRE	56.0	38
PROD. - BU.	279,000	43
ACRES HARV. FOR SILAGE	1/	
YIELD - TONS/ACRE	1/	
PROD. - TONS	1/	
FARM VALUE	1/	

SORGHUM 2000

ACRES PLANTED	42,900	34
ACRES HARV. FOR GRAIN	41,600	32
YIELD - BU./ACRE	65.0	42
PROD. - BU.	2,685,700	20
FARM VALUE	\$4,806,100	19
IRRIGATED ACRES HARV.	1/	
YIELD - BU./ACRE	1/	
PROD. - BU.	1/	
NON-IRRIGATED ACRES HARV.	1/	
YIELD - BU./ACRE	1/	
PROD. - BU.	1/	
ACRES HARV. FOR SILAGE	400	41
YIELD - TONS/ACRE	10.0	37
PROD. - TONS	4,000	43
FARM VALUE	\$63,300	44

SUNFLOWERS 2000

ACRES PLANTED	1/	
ACRES HARVESTED	1/	
YIELD - LB./ACRE	1/	
PROD. - LB.	1/	
FARM VALUE	1/	

SOYBEANS 2000

ACRES PLANTED	7,100	75
ACRES HARVESTED	6,900	72
YIELD - BU./ACRE	28.0	39
PROD. - BU.	194,000	70
FARM VALUE	\$928,000	70
IRRIGATED ACRES HARV.	4,200	16
YIELD - BU./ACRE	42.0	20
PROD. - BU.	175,000	16
NON-IRRIGATED ACRES HARV.	2,700	28
YIELD - BU./ACRE	7.0	35
PROD. - BU.	19,000	33

ALFALFA HAY 2000

ACRES HARVESTED	7,600	43
YIELD - TONS/ACRE	3.1	62
PROD. - TONS	23,900	49
FARM VALUE	\$1,991,500	44

ALL OTHER HAY 2000

ACRES HARVESTED	9,000	67
YIELD - TONS/ACRE	1.9	21
PROD. - TONS	17,400	63
FARM VALUE	\$1,094,000	58

ALL HAY 2000

ACRES HARVESTED	16,600	74
YIELD - TONS/ACRE	2.5	39
PROD. - TONS	41,300	70
FARM VALUE	\$3,085,500	66
PASTURE ACREAGE-1997 CENSUS OF AG	104,000	84

LIVESTOCK INVENTORIES

ALL CATTLE, JAN. 1, 2001	24,400	93
COWS THAT HAVE CALVED	9,000	86
BEEF	9,000	53
OTHER CATTLE	15,400	92
CATTLE ON FEED-JAN. 1, 2001	2/	
CALVES BORN - 2000	8,400	85
HOGS - DEC. 1, 2000	2/	
ALL SHEEP AND LAMBS, JAN 1, 2001	2/	
CHICKENS, DEC. 1, 2000	2/	

INVENTORY VALUES

CATTLE AND CALVES-JAN. 1, 2001	\$16,835,000	93
HOGS AND PIGS-DEC. 1, 2000	2/	
SHEEP AND LAMBS-JAN. 1, 2001	2/	
CHICKENS-DEC. 1, 2000	2/	

PRODUCTION

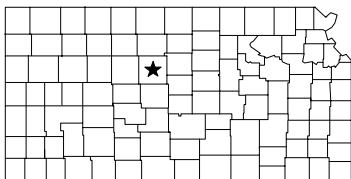
EGGS-2000 (000)	2/	
FARM VALUE	2/	

1/ DATA NOT PUBLISHED FOR ALL PRACTICES BECAUSE OF INSUFFICIENT REPORTS OR RELATIVE UNIMPORTANCE OF SOME PRACTICES.

2/ DATA NOT PUBLISHED TO AVOID DISCLOSURE OF INDIVIDUAL REPORTS.

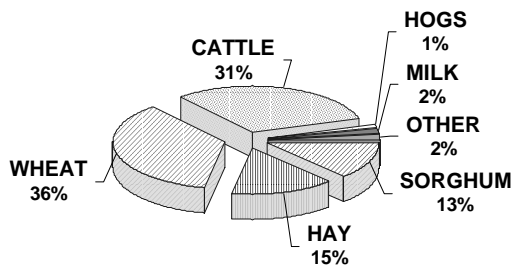
08/01 165

FARM FACTS 2000-2001



RANK IN
STATE

VALUE OF PRODUCTION RUSSELL COUNTY



SORGHUM 2000

ACRES PLANTED	36,300	38
ACRES HARV. FOR GRAIN	34,500	38
YIELD - BU./ACRE	62.0	48
PROD. - BU.	2,133,700	33
FARM VALUE	\$3,818,300	30
IRRIGATED ACRES HARV.	1/	
YIELD - BU./ACRE	1/	
PROD. - BU.	1/	
NON-IRRIGATED ACRES HARV.	1/	
YIELD - BU./ACRE	1/	
PROD. - BU.	1/	
ACRES HARV. FOR SILAGE	300	49
YIELD - TONS/ACRE	11.0	19
PROD. - TONS	3,300	48
FARM VALUE	\$52,200	47

SUNFLOWERS 2000

ACRES PLANTED	1/
ACRES HARVESTED	1/
YIELD - LB./ACRE	1/
PROD. - LB.	1/
FARM VALUE	1/

SOYBEANS 2000

ACRES PLANTED	2,600	92
ACRES HARVESTED	2,200	91
YIELD - BU./ACRE	13.0	84
PROD. - BU.	28,200	96
FARM VALUE	\$134,000	96
IRRIGATED ACRES HARV.	1/	
YIELD - BU./ACRE	1/	
PROD. - BU.	1/	
NON-IRRIGATED ACRES HARV.	2,200	29
YIELD - BU./ACRE	13.0	26
PROD. - BU.	28,200	30

ALFALFA HAY 2000

ACRES HARVESTED	7,000	47
YIELD - TONS/ACRE	3.2	59
PROD. - TONS	22,700	51
FARM VALUE	\$1,891,500	50

ALL OTHER HAY 2000

ACRES HARVESTED	20,000	36
YIELD - TONS/ACRE	2.1	13
PROD. - TONS	41,600	26
FARM VALUE	\$2,615,000	27

ALL HAY 2000

ACRES HARVESTED	27,000	45
YIELD - TONS/ACRE	2.4	44
PROD. - TONS	64,300	43
FARM VALUE	\$4,506,500	40
PASTURE ACREAGE-1997 CENSUS OF AG	191,000	34

LIVESTOCK INVENTORIES

ALL CATTLE, JAN. 1, 2001	35,600	78
COWS THAT HAVE CALVED	17,000	48
BEEF	16,700	31
MILK	300	39
OTHER CATTLE	18,600	83
CATTLE ON FEED-JAN. 1, 2001	2/	
CALVES BORN - 2000	15,600	46
HOGS - DEC. 1, 2000	2/	
ALL SHEEP AND LAMBS, JAN 1, 2001	800	29
CHICKENS, DEC. 1, 2000	2/	

INVENTORY VALUES

CATTLE AND CALVES-JAN. 1, 2001	\$24,565,000	78
HOGS AND PIGS-DEC. 1, 2000	2/	
SHEEP AND LAMBS-JAN. 1, 2001	\$92,000	29
CHICKENS-DEC. 1, 2000	2/	

PRODUCTION

MILK-2000-1,000 LBS.	4,700	40
FARM VALUE	\$545,200	40
EGGS-2000 (000)	2/	
FARM VALUE	2/	

1/ DATA NOT PUBLISHED FOR ALL PRACTICES BECAUSE OF INSUFFICIENT REPORTS OR RELATIVE UNIMPORTANCE OF SOME PRACTICES.

2/ DATA NOT PUBLISHED TO AVOID DISCLOSURE OF INDIVIDUAL REPORTS.

08/01 167

RANK IN
STATE

POPULATION-2000-U.S. CENSUS EST.	7,370	54
NO. OF FARMS 2000	520	53
LAND IN FARMS 2000-ACRES	457,000	51
ACRES HARVESTED 2000	163,350	69
VALUE OF CROPS HARV. 2000	\$19,525,500	67
VALUE OF LIVESTOCK PROD. 2000	\$10,202,103	97
PRECIPITATION JAN.-DEC. 2000-IN.	24.69	62
PRECIPITATION LONGTIME AVERAGE-IN.	26.45	60

WHEAT 2000

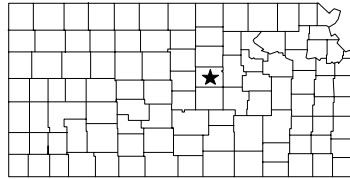
ACRES SEEDDED IN 1999	101,000	50
ACRES HARVESTED IN 2000	96,300	51
YIELD-BU./ACRE	40.0	31
PROD-BU.	3,897,000	41
FARM VALUE	\$10,645,000	40
IRRIGATED ACRES HARV.	1/	
YIELD - BU./ACRE	1/	
PROD. - BU.	1/	
CONT. CROP DRYLAND ACRES HARV.	45,900	34
YIELD - BU./ACRE	37.0	53
PROD. - BU.	1,704,500	32
SUMMER FALLOW ACRES HARV.	50,400	31
YIELD - BU./ACRE	44.0	8
PROD. - BU.	2,192,500	28

CORN 2000

ACRES PLANTED	1,600	101
ACRES HARV. FOR GRAIN	1,500	101
YIELD - BU./ACRE	75.0	93
PROD. - BU.	112,000	102
FARM VALUE	\$226,200	103
IRRIGATED ACRES HARV.	1/	
YIELD - BU./ACRE	1/	
PROD. - BU.	1/	
NON-IRRIGATED ACRES HARV.	1,500	59
YIELD - BU./ACRE	75.0	17
PROD. - BU.	112,000	56
ACRES HARV. FOR SILAGE	100	93
YIELD - TONS/ACRE	10.0	66
PROD. - TONS	1,000	97
FARM VALUE	\$18,600	97

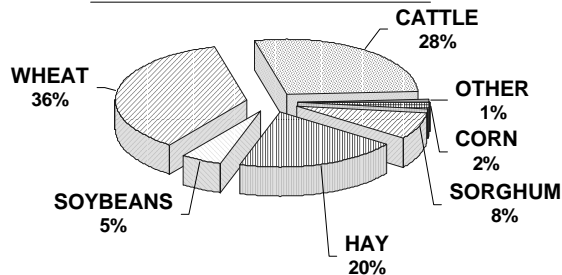
08/01 167

FARM FACTS 2000-2001



RANK IN
STATE

VALUE OF PRODUCTION SALINE COUNTY



169

		RANK IN STATE
POPULATION-2000-U.S. CENSUS EST.	53,597	10
NO. OF FARMS 2000	720	32
LAND IN FARMS 2000-ACRES	411,000	66
ACRES HARVESTED 2000	241,360	33
VALUE OF CROPS HARV. 2000	\$30,165,300	35
VALUE OF LIVESTOCK PROD. 2000	\$12,678,206	81
PRECIPITATION JAN.-DEC. 2000-IN.	26.82	56
PRECIPITATION LONGTIME AVERAGE-IN.	29.82	48

WHEAT 2000

ACRES SEEDED IN 1999	143,000	22
ACRES HARVESTED IN 2000	140,300	20
YIELD-BU./ACRE	40.0	31
PROD-BU.	5,610,000	15
FARM VALUE	\$15,320,000	15
IRRIGATED ACRES HARV.	1/	
YIELD - BU./ACRE	1/	
PROD. - BU.	1/	
CONT. CROP DRYLAND ACRES HARV.	133,200	9
YIELD - BU./ACRE	40.0	27
PROD. - BU.	5,294,100	9
SUMMER FALLOW ACRES HARV.	7,100	60
YIELD - BU./ACRE	44.0	8
PROD. - BU.	315,900	57

CORN 2000

ACRES PLANTED	4,300	92
ACRES HARV. FOR GRAIN	3,600	92
YIELD - BU./ACRE	116.0	46
PROD. - BU.	418,000	91
FARM VALUE	\$844,300	91
IRRIGATED ACRES HARV.	1,000	56
YIELD - BU./ACRE	168.0	23
PROD. - BU.	168,000	54
NON-IRRIGATED ACRES HARV.	2,600	52
YIELD - BU./ACRE	96.0	2
PROD. - BU.	250,000	46
ACRES HARV. FOR SILAGE	700	67
YIELD - TONS/ACRE	15.4	32
PROD. - TONS	10,800	59
FARM VALUE	\$200,400	58

SORGHUM 2000

ACRES PLANTED	31,200	44
ACRES HARV. FOR GRAIN	28,800	45
YIELD - BU./ACRE	61.0	51
PROD. - BU.	1,767,000	42
FARM VALUE	\$3,162,100	42
IRRIGATED ACRES HARV.	1/	
YIELD - BU./ACRE	1/	
PROD. - BU.	1/	
NON-IRRIGATED ACRES HARV.	1/	
YIELD - BU./ACRE	1/	
PROD. - BU.	1/	
ACRES HARV. FOR SILAGE	900	28
YIELD - TONS/ACRE	9.9	48
PROD. - TONS	8,900	27
FARM VALUE	\$140,800	28

SUNFLOWERS 2000

ACRES PLANTED	1/
ACRES HARVESTED	1/
YIELD - LB./ACRE	1/
PROD. - LB.	1/
FARM VALUE	1/

SOYBEANS 2000

ACRES PLANTED	24,300	48
ACRES HARVESTED	19,900	49
YIELD - BU./ACRE	21.0	57
PROD. - BU.	410,900	49
FARM VALUE	\$1,966,000	49
IRRIGATED ACRES HARV.	1,500	23
YIELD - BU./ACRE	48.0	13
PROD. - BU.	72,000	22
NON-IRRIGATED ACRES HARV.	18,400	11
YIELD - BU./ACRE	18.0	12
PROD. - BU.	338,900	9

ALFALFA HAY 2000

ACRES HARVESTED	17,700	11
YIELD - TONS/ACRE	4.2	27
PROD. - TONS	75,000	13
FARM VALUE	\$6,249,500	12

ALL OTHER HAY 2000

ACRES HARVESTED	27,300	29
YIELD - TONS/ACRE	1.2	84
PROD. - TONS	33,500	35
FARM VALUE	\$2,106,000	30

ALL HAY 2000

ACRES HARVESTED	45,000	16
YIELD - TONS/ACRE	2.4	44
PROD. - TONS	108,500	9
FARM VALUE	\$8,355,500	9
PASTURE ACREAGE-1997 CENSUS OF AG	153,000	50

LIVESTOCK INVENTORIES

ALL CATTLE, JAN. 1, 2001	44,600	59
COWS THAT HAVE CALVED	18,800	30
BEEF	18,500	20
MILK	300	39
OTHER CATTLE	25,800	62
CATTLE ON FEED-JAN. 1, 2001	2/	
CALVES BORN - 2000	16,800	34
HOGS - DEC. 1, 2000	1,400	48
ALL SHEEP AND LAMBS, JAN 1, 2001	2/	
CHICKENS, DEC. 1, 2000	2/	

INVENTORY VALUES

CATTLE AND CALVES-JAN. 1, 2001	\$30,775,000	59
HOGS AND PIGS-DEC. 1, 2000	\$98,000	48
SHEEP AND LAMBS-JAN. 1, 2001	2/	
CHICKENS-DEC. 1, 2000	2/	

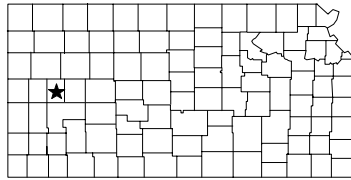
PRODUCTION

MILK-2000-1,000 LBS.	3,600	43
FARM VALUE	\$417,600	43
EGGS-2000 (000)	2/	
FARM VALUE	2/	

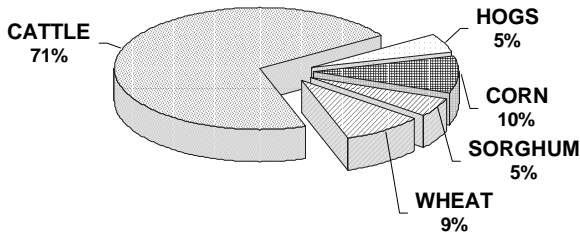
1/ DATA NOT PUBLISHED FOR ALL PRACTICES BECAUSE OF INSUFFICIENT REPORTS OR RELATIVE UNIMPORTANCE OF SOME PRACTICES.

2/ DATA NOT PUBLISHED TO AVOID DISCLOSURE OF INDIVIDUAL REPORTS.

FARM FACTS 2000-2001



VALUE OF PRODUCTION SCOTT COUNTY



RANK IN
STATE

SORGHUM 2000

ACRES PLANTED	67,800	12
ACRES HARV. FOR GRAIN	65,000	10
YIELD - BU./ACRE	71.0	26
PROD. - BU.	4,617,500	7
FARM VALUE	\$8,032,400	7
IRRIGATED ACRES HARV.	5,900	2
YIELD - BU./ACRE	90.0	22
PROD. - BU.	530,600	2
NON-IRRIGATED ACRES HARV.	59,100	5
YIELD - BU./ACRE	69.0	28
PROD. - BU.	4,086,900	4
ACRES HARV. FOR SILAGE	600	36
YIELD - TONS/ACRE	10.7	23
PROD. - TONS	6,400	36
FARM VALUE	\$111,100	32

SUNFLOWERS 2000

ACRES PLANTED	1/
ACRES HARVESTED	1/
YIELD - LB./ACRE	1/
PROD. - LB.	1/
FARM VALUE	1/

SOYBEANS 2000

ACRES PLANTED	3,000	88
ACRES HARVESTED	2,900	88
YIELD - BU./ACRE	31.0	29
PROD. - BU.	88,800	83
FARM VALUE	\$413,000	83
IRRIGATED ACRES HARV.	1/	
YIELD - BU./ACRE	1/	
PROD. - BU.	1/	
NON-IRRIGATED ACRES HARV.	1/	
YIELD - BU./ACRE	1/	
PROD. - BU.	1/	

ALFALFA HAY 2000

ACRES HARVESTED	1,300	100
YIELD - TONS/ACRE	2.8	74
PROD. - TONS	3,600	101
FARM VALUE	\$288,000	101

ALL OTHER HAY 2000

ACRES HARVESTED	1,600	100
YIELD - TONS/ACRE	2.4	8
PROD. - TONS	3,900	96
FARM VALUE	\$201,000	96

ALL HAY 2000

ACRES HARVESTED	2,900	103
YIELD - TONS/ACRE	2.6	37
PROD. - TONS	7,500	103
FARM VALUE	\$489,000	102
PASTURE ACREAGE-1997 CENSUS OF AG	80,000	93

LIVESTOCK INVENTORIES

ALL CATTLE, JAN. 1, 2001	244,800	3
COWS THAT HAVE CALVED	5,100	98
BEEF	5,100	61
OTHER CATTLE	239,700	3
CATTLE ON FEED-JAN. 1, 2001	226,500	2
CALVES BORN - 2000	4,800	98
HOGS - DEC. 1, 2000	88,000	5
ALL SHEEP AND LAMBS, JAN 1, 2001	2/	
CHICKENS, DEC. 1, 2000	2/	

INVENTORY VALUES

CATTLE AND CALVES-JAN. 1, 2001	\$168,915,000	3
HOGS AND PIGS-DEC. 1, 2000	\$6,160,000	5
SHEEP AND LAMBS-JAN. 1, 2001	2/	
CHICKENS-DEC. 1, 2000	2/	

PRODUCTION

EGGS-2000 (000)	2/
FARM VALUE	2/

1/ DATA NOT PUBLISHED FOR ALL PRACTICES BECAUSE OF INSUFFICIENT REPORTS OR RELATIVE UNIMPORTANCE OF SOME PRACTICES.

2/ DATA NOT PUBLISHED TO AVOID DISCLOSURE OF INDIVIDUAL REPORTS.

2 08/01 171

POPULATION-2000-U.S. CENSUS EST.	5,120	71
NO. OF FARMS 2000	360	84
LAND IN FARMS 2000-ACRES	495,000	39
ACRES HARVESTED 2000	273,780	25
VALUE OF CROPS HARV. 2000	\$38,490,100	26
VALUE OF LIVESTOCK PROD. 2000	\$117,494,601	2
PRECIPITATION JAN.-DEC. 2000-IN.	17.95	90
PRECIPITATION LONGTIME AVERAGE-IN.	20.30	87

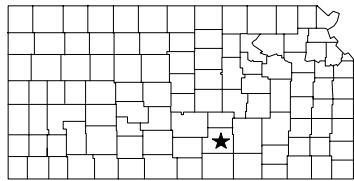
WHEAT 2000

ACRES SEEDED IN 1999	148,000	19
ACRES HARVESTED IN 2000	144,000	19
YIELD-BU./ACRE	37.0	64
PROD-BU.	5,398,000	18
FARM VALUE	\$14,470,000	18
IRRIGATED ACRES HARV.	10,500	15
YIELD - BU./ACRE	43.0	17
PROD. - BU.	450,800	16
CONT. CROP DRYLAND ACRES HARV.	27,200	52
YIELD - BU./ACRE	28.0	92
PROD. - BU.	774,200	57
SUMMER FALLOW ACRES HARV.	106,300	10
YIELD - BU./ACRE	39.0	22
PROD. - BU.	4,173,000	5

CORN 2000

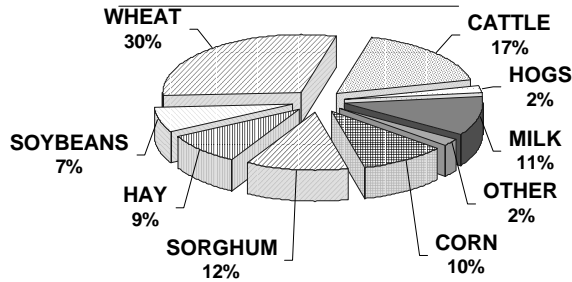
ACRES PLANTED	58,200	21
ACRES HARV. FOR GRAIN	51,800	21
YIELD - BU./ACRE	117.0	44
PROD. - BU.	6,074,000	21
FARM VALUE	\$12,633,600	20
IRRIGATED ACRES HARV.	26,800	21
YIELD - BU./ACRE	176.0	13
PROD. - BU.	4,706,000	19
NON-IRRIGATED ACRES HARV.	25,000	13
YIELD - BU./ACRE	55.0	39
PROD. - BU.	1,368,000	11
ACRES HARV. FOR SILAGE	5,800	3
YIELD - TONS/ACRE	20.5	9
PROD. - TONS	118,900	2
FARM VALUE	\$2,301,600	2

FARM FACTS 2000-2001



RANK IN
STATE

VALUE OF PRODUCTION SEDGWICK COUNTY



173

RANK IN
STATE

POPULATION-2000-U.S. CENSUS EST.	452,869	1
NO. OF FARMS 2000	1,510	1
LAND IN FARMS 2000-ACRES	553,000	25
ACRES HARVESTED 2000	376,260	6
VALUE OF CROPS HARV. 2000	\$45,451,800	17
VALUE OF LIVESTOCK PROD. 2000	\$20,618,630	46
PRECIPITATION JAN.-DEC. 2000-IN.	33.99	22
PRECIPITATION LONGTIME AVERAGE-IN.	29.33	49

WHEAT 2000

ACRES SEEDED IN 1999	213,000	5
ACRES HARVESTED IN 2000	205,500	5
YIELD-BU./ACRE	36.0	71
PROD.-BU.	7,373,000	7
FARM VALUE	\$19,845,000	7
IRRIGATED ACRES HARV.	4,000	27
YIELD - BU./ACRE	42.0	26
PROD. - BU.	168,900	27
CONT. CROP DRYLAND ACRES HARV.	190,200	5
YIELD - BU./ACRE	36.0	58
PROD. - BU.	6,859,400	6
SUMMER FALLOW ACRES HARV.	11,300	53
YIELD - BU./ACRE	31.0	55
PROD. - BU.	344,700	56

CORN 2000

ACRES PLANTED	21,300	51
ACRES HARV. FOR GRAIN	18,400	54
YIELD - BU./ACRE	152.0	17
PROD. - BU.	2,789,000	40
FARM VALUE	\$5,801,000	38
IRRIGATED ACRES HARV.	13,300	29
YIELD - BU./ACRE	170.0	18
PROD. - BU.	2,262,000	29
NON-IRRIGATED ACRES HARV.	5,100	40
YIELD - BU./ACRE	103.0	1
PROD. - BU.	527,000	29
ACRES HARV. FOR SILAGE	2,600	21
YIELD - TONS/ACRE	12.6	45
PROD. - TONS	32,800	20
FARM VALUE	\$648,200	18

SORGHUM 2000

ACRES PLANTED	83,200	3
ACRES HARV. FOR GRAIN	78,100	3
YIELD - BU./ACRE	58.0	58
PROD. - BU.	4,556,700	9
FARM VALUE	\$7,926,700	9
IRRIGATED ACRES HARV.	1/	1/
YIELD - BU./ACRE	1/	1/
PROD. - BU.	1/	1/
NON-IRRIGATED ACRES HARV.	1/	1/
YIELD - BU./ACRE	1/	1/
PROD. - BU.	1/	1/
ACRES HARV. FOR SILAGE	1,200	19
YIELD - TONS/ACRE	10.3	31
PROD. - TONS	12,400	18
FARM VALUE	\$208,900	14

SUNFLOWERS 2000

ACRES PLANTED	1/
ACRES HARVESTED	1/
YIELD - LB./ACRE	1/
PROD. - LB.	1/
FARM VALUE	1/

SOYBEANS 2000

ACRES PLANTED	38,200	32
ACRES HARVESTED	32,000	32
YIELD - BU./ACRE	32.0	26
PROD. - BU.	1,033,400	10
FARM VALUE	\$4,934,000	10
IRRIGATED ACRES HARV.	14,300	8
YIELD - BU./ACRE	49.0	11
PROD. - BU.	701,000	8
NON-IRRIGATED ACRES HARV.	17,700	12
YIELD - BU./ACRE	19.0	7
PROD. - BU.	332,400	10

ALFALFA HAY 2000

ACRES HARVESTED	17,300	13
YIELD - TONS/ACRE	3.4	46
PROD. - TONS	59,500	20
FARM VALUE	\$4,382,000	21

ALL OTHER HAY 2000

ACRES HARVESTED	18,800	38
YIELD - TONS/ACRE	1.5	55
PROD. - TONS	28,100	42
FARM VALUE	\$1,392,500	50

ALL HAY 2000

ACRES HARVESTED	36,100	28
YIELD - TONS/ACRE	2.4	44
PROD. - TONS	87,600	19
FARM VALUE	\$5,774,500	23
PASTURE ACREAGE-1997 CENSUS OF AG	144,000	57

LIVESTOCK INVENTORIES

ALL CATTLE, JAN. 1, 2001	38,800	72
COWS THAT HAVE CALVED	14,600	58
BEEF	11,400	49
MILK	3,200	3
OTHER CATTLE	24,200	67
CATTLE ON FEED-JAN. 1, 2001	2/	
CALVES BORN - 2000	13,600	56
HOGS - DEC. 1, 2000	7,100	32
ALL SHEEP AND LAMBS, JAN 1, 2001	7,700	1
CHICKENS, DEC. 1, 2000	2/	

INVENTORY VALUES

CATTLE AND CALVES-JAN. 1, 2001	\$26,770,000	72
HOGS AND PIGS-DEC. 1, 2000	\$497,000	32
SHEEP AND LAMBS-JAN. 1, 2001	\$886,000	1
CHICKENS-DEC. 1, 2000	2/	

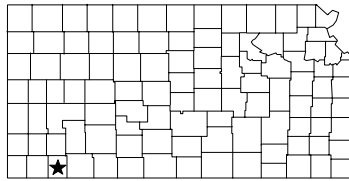
PRODUCTION

MILK-2000-1,000 LBS.	64,300	3
FARM VALUE	\$7,458,800	3
EGGS-2000 (000)	2/	
FARM VALUE	2/	

1/ DATA NOT PUBLISHED FOR ALL PRACTICES BECAUSE OF INSUFFICIENT REPORTS OR RELATIVE UNIMPORTANCE OF SOME PRACTICES.

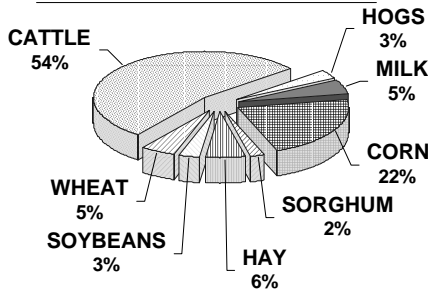
2/ DATA NOT PUBLISHED TO AVOID DISCLOSURE OF INDIVIDUAL REPORTS.

FARM FACTS 2000-2001



RANK IN
STATE

VALUE OF PRODUCTION SEWARD COUNTY



175

SORGHUM 2000

ACRES PLANTED	31,200	44
ACRES HARV. FOR GRAIN	27,900	48
YIELD - BU./ACRE	48.0	81
PROD. - BU.	1,334,300	56
FARM VALUE	\$2,441,200	52
IRRIGATED ACRES HARV.	2,900	13
YIELD - BU./ACRE	95.0	10
PROD. - BU.	276,300	13
NON-IRRIGATED ACRES HARV.	25,000	22
YIELD - BU./ACRE	42.0	58
PROD. - BU.	1,058,000	35
ACRES HARV. FOR SILAGE	200	61
YIELD - TONS/ACRE	10.0	37
PROD. - TONS	2,000	64
FARM VALUE	\$33,700	63

SUNFLOWERS 2000

ACRES PLANTED	1/
ACRES HARVESTED	1/
YIELD - LB./ACRE	1/
PROD. - LB.	1/
FARM VALUE	1/

SOYBEANS 2000

ACRES PLANTED	14,100	60
ACRES HARVESTED	14,000	57
YIELD - BU./ACRE	50.0	2
PROD. - BU.	695,400	24
FARM VALUE	\$3,241,000	24
IRRIGATED ACRES HARV.	1/	
YIELD - BU./ACRE	1/	
PROD. - BU.	1/	
NON-IRRIGATED ACRES HARV.	1/	
YIELD - BU./ACRE	1/	
PROD. - BU.	1/	

RANK IN
STATE

POPULATION-2000-U.S. CENSUS EST.	22,510	27
NO. OF FARMS 2000	280	94
LAND IN FARMS 2000-ACRES	342,000	82
ACRES HARVESTED 2000	185,600	58
VALUE OF CROPS HARV. 2000	\$43,717,000	20
VALUE OF LIVESTOCK PROD. 2000	\$69,606,801	10
PRECIPITATION JAN.-DEC. 2000-IN.	20.68	76
PRECIPITATION LONGTIME AVERAGE-IN.	19.14	93

ALFALFA HAY 2000

ACRES HARVESTED	11,500	29
YIELD - TONS/ACRE	7.3	1
PROD. - TONS	84,000	8
FARM VALUE	\$7,181,500	7

ALL OTHER HAY 2000

ACRES HARVESTED	2,100	96
YIELD - TONS/ACRE	1.2	84
PROD. - TONS	2,600	102
FARM VALUE	\$160,000	100

ALL HAY 2000

ACRES HARVESTED	13,600	81
YIELD - TONS/ACRE	6.4	3
PROD. - TONS	86,600	22
FARM VALUE	\$7,341,500	12
PASTURE ACREAGE-1997 CENSUS OF AG	89,000	89

LIVESTOCK INVENTORIES

ALL CATTLE, JAN. 1, 2001	2/
COWS THAT HAVE CALVED	2/
BEEF	2/
MILK	2/
OTHER CATTLE	2/
CATTLE ON FEED-JAN. 1, 2001	2/
CALVES BORN - 2000	2/
HOGS - DEC. 1, 2000	2/
ALL SHEEP AND LAMBS, JAN 1, 2001	2/
CHICKENS, DEC. 1, 2000	2/

INVENTORY VALUES

CATTLE AND CALVES-JAN. 1, 2001	2/
HOGS AND PIGS-DEC. 1, 2000	2/
SHEEP AND LAMBS-JAN. 1, 2001	2/
CHICKENS-DEC. 1, 2000	2/

PRODUCTION

MILK-2000-1,000 LBS.	2/
FARM VALUE	2/
EGGS-2000 (000)	2/
FARM VALUE	2/

1/ DATA NOT PUBLISHED FOR ALL PRACTICES BECAUSE OF INSUFFICIENT REPORTS OR RELATIVE UNIMPORTANCE OF SOME PRACTICES.

2/ DATA NOT PUBLISHED TO AVOID DISCLOSURE OF INDIVIDUAL REPORTS.

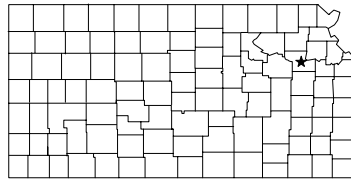
WHEAT 2000

ACRES SEEDED IN 1999	69,000	67
ACRES HARVESTED IN 2000	62,900	68
YIELD-BU./ACRE	33.0	86
PROD-BU.	2,048,000	68
FARM VALUE	\$5,510,000	68
IRRIGATED ACRES HARV.	21,600	9
YIELD - BU./ACRE	43.0	17
PROD. - BU.	934,800	8
CONT. CROP DRYLAND ACRES HARV.	13,500	76
YIELD - BU./ACRE	26.0	95
PROD. - BU.	353,200	85
SUMMER FALLOW ACRES HARV.	27,800	43
YIELD - BU./ACRE	27.0	63
PROD. - BU.	760,000	50

CORN 2000

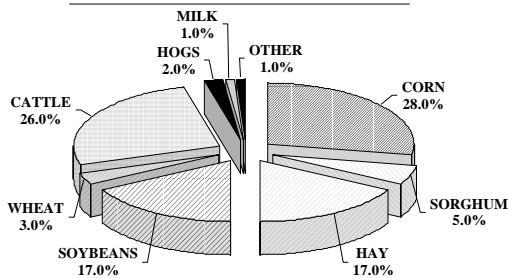
ACRES PLANTED	65,700	16
ACRES HARV. FOR GRAIN	64,300	16
YIELD - BU./ACRE	175.0	5
PROD. - BU.	11,255,000	11
FARM VALUE	\$24,647,700	10
IRRIGATED ACRES HARV.	57,700	10
YIELD - BU./ACRE	190.0	6
PROD. - BU.	10,969,000	9
NON-IRRIGATED ACRES HARV.	6,600	36
YIELD - BU./ACRE	43.0	55
PROD. - BU.	286,000	42
ACRES HARV. FOR SILAGE	1,100	52
YIELD - TONS/ACRE	16.8	25
PROD. - TONS	18,500	40
FARM VALUE	\$376,800	35

FARM FACTS 2000-2001



RANK IN
STATE

VALUE OF PRODUCTION SHAWNEE COUNTY



177

RANK IN
STATE

POPULATION-2000-U.S. CENSUS EST.	169,871	3
NO. OF FARMS 2000	860	21
LAND IN FARMS 2000-ACRES	227,000	99
ACRES HARVESTED 2000	118,770	89
VALUE OF CROPS HARV. 2000	\$16,266,800	79
VALUE OF LIVESTOCK PROD. 2000	\$6,955,204	101
PRECIPITATION JAN.-DEC. 2000-IN.	33.78	23
PRECIPITATION LONGTIME AVERAGE-IN.	35.23	29

WHEAT 2000

ACRES SEEDED IN 1999	5,900	102
ACRES HARVESTED IN 2000	5,800	101
YIELD-BU./ACRE	43.0	12
PROD.-BU.	247,000	99
FARM VALUE	\$660,000	99
IRRIGATED ACRES HARV.	1/	
YIELD - BU./ACRE	1/	
PROD. - BU.	1/	
CONT. CROP DRYLAND ACRES HARV.	5,800	101
YIELD - BU./ACRE	43.0	11
PROD. - BU.	247,000	96
SUMMER FALLOW ACRES HARV.	1/	
YIELD - BU./ACRE	1/	
PROD. - BU.	1/	

CORN 2000

ACRES PLANTED	28,600	39
ACRES HARV. FOR GRAIN	27,900	38
YIELD - BU./ACRE	129.0	35
PROD. - BU.	3,597,000	32
FARM VALUE	\$6,546,400	33
IRRIGATED ACRES HARV.	1/	
YIELD - BU./ACRE	1/	
PROD. - BU.	1/	
NON-IRRIGATED ACRES HARV.	1/	
YIELD - BU./ACRE	1/	
PROD. - BU.	1/	
ACRES HARV. FOR SILAGE	300	82
YIELD - TONS/ACRE	11.0	56
PROD. - TONS	3,300	83
FARM VALUE	\$56,600	84

SORGHUM 2000

ACRES PLANTED	10,400	85
ACRES HARV. FOR GRAIN	9,900	84
YIELD - BU./ACRE	72.0	23
PROD. - BU.	716,800	80
FARM VALUE	\$1,189,600	80
IRRIGATED ACRES HARV.	1/	
YIELD - BU./ACRE	1/	
PROD. - BU.	1/	
NON-IRRIGATED ACRES HARV.	9,900	51
YIELD - BU./ACRE	72.0	22
PROD. - BU.	716,800	45
ACRES HARV. FOR SILAGE	100	73
YIELD - TONS/ACRE	12.0	8
PROD. - TONS	1,200	73
FARM VALUE	\$17,800	75

SUNFLOWERS 2000

ACRES PLANTED	1/
ACRES HARVESTED	1/
YIELD - LB./ACRE	1/
PROD. - LB.	1/
FARM VALUE	1/

SOYBEANS 2000

ACRES PLANTED	38,600	31
ACRES HARVESTED	38,000	26
YIELD - BU./ACRE	21.0	57
PROD. - BU.	804,500	17
FARM VALUE	\$3,841,000	17
IRRIGATED ACRES HARV.	1/	
YIELD - BU./ACRE	1/	
PROD. - BU.	1/	
NON-IRRIGATED ACRES HARV.	1/	
YIELD - BU./ACRE	1/	
PROD. - BU.	1/	

ALFALFA HAY 2000

ACRES HARVESTED	3,200	77
YIELD - TONS/ACRE	2.5	85
PROD. - TONS	8,100	84
FARM VALUE	\$724,500	83

ALL OTHER HAY 2000

ACRES HARVESTED	32,900	20
YIELD - TONS/ACRE	1.4	63
PROD. - TONS	45,500	20
FARM VALUE	\$3,145,500	16

ALL HAY 2000

ACRES HARVESTED	36,100	28
YIELD - TONS/ACRE	1.5	92
PROD. - TONS	53,600	54
FARM VALUE	\$3,870,000	47
PASTURE ACREAGE-1997 CENSUS OF AG	83,000	92

LIVESTOCK INVENTORIES

ALL CATTLE, JAN. 1, 2001	21,700	96
COWS THAT HAVE CALVED	9,000	86
BEEF	2/	
MILK	2/	
OTHER CATTLE	12,700	95
CATTLE ON FEED-JAN. 1, 2001	2/	
CALVES BORN - 2000	8,300	88
HOGS - DEC. 1, 2000	2/	
ALL SHEEP AND LAMBS, JAN 1, 2001	2/	
CHICKENS, DEC. 1, 2000	2/	

INVENTORY VALUES

CATTLE AND CALVES-JAN. 1, 2001	\$14,970,000	96
HOGS AND PIGS-DEC. 1, 2000	2/	
SHEEP AND LAMBS-JAN. 1, 2001	2/	
CHICKENS-DEC. 1, 2000	2/	

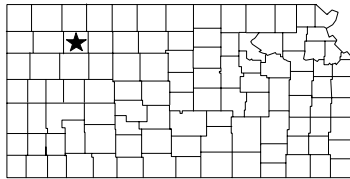
PRODUCTION

MILK-2000-1,000 LBS.	2/
FARM VALUE	2/
EGGS-2000 (000)	2/
FARM VALUE	2/

1/ DATA NOT PUBLISHED FOR ALL PRACTICES BECAUSE OF INSUFFICIENT REPORTS OR RELATIVE UNIMPORTANCE OF SOME PRACTICES.

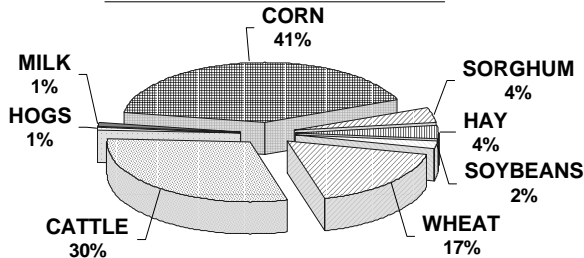
2/ DATA NOT PUBLISHED TO AVOID DISCLOSURE OF INDIVIDUAL REPORTS.

FARM FACTS 2000-2001



RANK IN
STATE

VALUE OF PRODUCTION SHERIDAN COUNTY



SORGHUM 2000

ACRES PLANTED	28,300	53
ACRES HARV. FOR GRAIN	24,900	54
YIELD - BU./ACRE	53.0	70
PROD. - BU.	1,314,600	57
FARM VALUE	\$2,247,400	57
IRRIGATED ACRES HARV.	900	19
YIELD - BU./ACRE	93.0	14
PROD. - BU.	84,000	19
NON-IRRIGATED ACRES HARV.	24,000	24
YIELD - BU./ACRE	51.0	52
PROD. - BU.	1,230,600	25
ACRES HARV. FOR SILAGE	100	73
YIELD - TONS/ACRE	8.0	77
PROD. - TONS	800	89
FARM VALUE	\$12,600	90

SUNFLOWERS 2000

ACRES PLANTED	1/
ACRES HARVESTED	1/
YIELD - LB./ACRE	1/
PROD. - LB.	1/
FARM VALUE	1/

SOYBEANS 2000

ACRES PLANTED	9,500	68
ACRES HARVESTED	9,400	67
YIELD - BU./ACRE	34.0	20
PROD. - BU.	323,300	60
FARM VALUE	\$1,505,000	61
IRRIGATED ACRES HARV.	1/	
YIELD - BU./ACRE	1/	
PROD. - BU.	1/	
NON-IRRIGATED ACRES HARV.	1/	
YIELD - BU./ACRE	1/	
PROD. - BU.	1/	

ALFALFA HAY 2000

ACRES HARVESTED	6,500	51
YIELD - TONS/ACRE	3.7	38
PROD. - TONS	24,200	46
FARM VALUE	\$1,900,500	48

ALL OTHER HAY 2000

ACRES HARVESTED	3,900	88
YIELD - TONS/ACRE	1.9	21
PROD. - TONS	7,600	81
FARM VALUE	\$470,500	80

ALL HAY 2000

ACRES HARVESTED	10,400	88
YIELD - TONS/ACRE	3.1	24
PROD. - TONS	31,800	86
FARM VALUE	\$2,371,000	84
PASTURE ACREAGE-1997 CENSUS OF AG	168,000	43

LIVESTOCK INVENTORIES

ALL CATTLE, JAN. 1, 2001	61,200	30
COWS THAT HAVE CALVED	16,200	50
BEEF	2/	
MILK	2/	
OTHER CATTLE	45,000	30
CATTLE ON FEED-JAN. 1, 2001	2/	
CALVES BORN - 2000	15,600	46
HOGS - DEC. 1, 2000	4,100	37
ALL SHEEP AND LAMBS, JAN 1, 2001	2/	
CHICKENS, DEC. 1, 2000	2/	

INVENTORY VALUES

CATTLE AND CALVES-JAN. 1, 2001	\$42,230,000	30
HOGS AND PIGS-DEC. 1, 2000	\$287,000	37
SHEEP AND LAMBS-JAN. 1, 2001	2/	
CHICKENS-DEC. 1, 2000	2/	

PRODUCTION

MILK-2000-1,000 LBS.	2/
FARM VALUE	2/
EGGS-2000 (000)	2/
FARM VALUE	2/

1/ DATA NOT PUBLISHED FOR ALL PRACTICES BECAUSE OF INSUFFICIENT REPORTS OR RELATIVE UNIMPORTANCE OF SOME PRACTICES.

2/ DATA NOT PUBLISHED TO AVOID DISCLOSURE OF INDIVIDUAL REPORTS.

RANK IN
STATE

POPULATION-2000-U.S. CENSUS EST.	2,813	96
NO. OF FARMS 2000	490	65
LAND IN FARMS 2000-ACRES	550,000	26
ACRES HARVESTED 2000	282,200	20
VALUE OF CROPS HARV. 2000	\$43,299,400	21
VALUE OF LIVESTOCK PROD. 2000	\$20,536,810	47
PRECIPITATION JAN.-DEC. 2000-IN.	16.77	95
PRECIPITATION LONGTIME AVERAGE-IN.	20.42	86

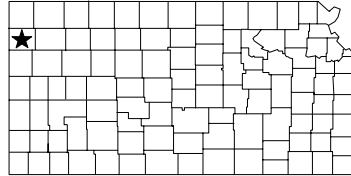
WHEAT 2000

ACRES SEEDED IN 1999	122,000	36
ACRES HARVESTED IN 2000	119,700	35
YIELD-BU./ACRE	33.0	86
PROD-BU.	3,948,000	39
FARM VALUE	\$10,705,000	39
IRRIGATED ACRES HARV.	3,800	28
YIELD - BU./ACRE	48.0	6
PROD. - BU.	182,900	26
CONT. CROP DRYLAND ACRES HARV.	36,000	44
YIELD - BU./ACRE	27.0	94
PROD. - BU.	966,100	52
SUMMER FALLOW ACRES HARV.	79,900	21
YIELD - BU./ACRE	35.0	37
PROD. - BU.	2,799,000	21

CORN 2000

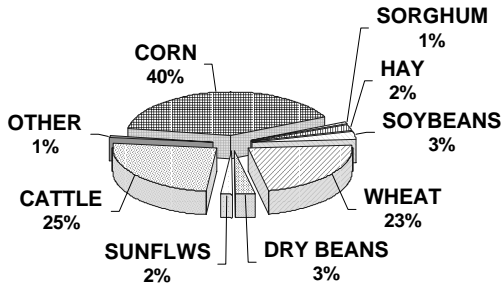
ACRES PLANTED	117,200	3
ACRES HARV. FOR GRAIN	111,900	4
YIELD - BU./ACRE	116.0	46
PROD. - BU.	12,961,000	8
FARM VALUE	\$25,662,100	9
IRRIGATED ACRES HARV.	61,400	9
YIELD - BU./ACRE	171.0	17
PROD. - BU.	10,497,000	10
NON-IRRIGATED ACRES HARV.	50,500	2
YIELD - BU./ACRE	49.0	47
PROD. - BU.	2,464,000	2
ACRES HARV. FOR SILAGE	3,700	10
YIELD - TONS/ACRE	9.5	75
PROD. - TONS	35,000	17
FARM VALUE	\$656,400	17

FARM FACTS 2000-2001



RANK IN
STATE

VALUE OF PRODUCTION SHERMAN COUNTY



SORGHUM 2000

ACRES PLANTED	9,200	88
ACRES HARV. FOR GRAIN	8,800	85
YIELD - BU./ACRE	45.0	86
PROD. - BU.	397,400	89
FARM VALUE	\$679,400	89
IRRIGATED ACRES HARV.	1,400	16
YIELD - BU./ACRE	94.0	11
PROD. - BU.	131,000	16
NON-IRRIGATED ACRES HARV.	7,400	53
YIELD - BU./ACRE	36.0	61
PROD. - BU.	266,400	60
ACRES HARV. FOR SILAGE	100	73
YIELD - TONS/ACRE	8.0	77
PROD. - TONS	800	89
FARM VALUE	\$12,600	90

SUNFLOWERS 2000

ACRES PLANTED	33,800	1
ACRES HARVESTED	29,500	1
YIELD - LB./ACRE	919	20
PROD. - LB.	27,100,000	1
FARM VALUE	\$1,647,100	1

SOYBEANS 2000

ACRES PLANTED	9,700	67
ACRES HARVESTED	8,700	69
YIELD - BU./ACRE	44.0	7
PROD. - BU.	378,800	55
FARM VALUE	\$1,764,000	55
IRRIGATED ACRES HARV.	1/	1/
YIELD - BU./ACRE	1/	1/
PROD. - BU.	1/	1/
NON-IRRIGATED ACRES HARV.	1/	1/
YIELD - BU./ACRE	1/	1/
PROD. - BU.	1/	1/

ALFALFA HAY 2000

ACRES HARVESTED	4,700	62
YIELD - TONS/ACRE	3.4	46
PROD. - TONS	15,800	65
FARM VALUE	\$1,241,000	66

ALL OTHER HAY 2000

ACRES HARVESTED	2,600	94
YIELD - TONS/ACRE	1.9	21
PROD. - TONS	4,900	94
FARM VALUE	\$303,500	92

ALL HAY 2000

ACRES HARVESTED	7,300	95
YIELD - TONS/ACRE	2.8	30
PROD. - TONS	20,700	98
FARM VALUE	\$1,544,500	97
PASTURE ACREAGE-1997 CENSUS OF AG	139,000	60

LIVESTOCK INVENTORIES

ALL CATTLE, JAN. 1, 2001	35,300	79
COWS THAT HAVE CALVED	8,100	93
BEEF	2/	2/
MILK	2/	2/
OTHER CATTLE	27,200	58
CATTLE ON FEED-JAN. 1, 2001	21,300	15
CALVES BORN - 2000	7,400	92
HOGS - DEC. 1, 2000	2/	2/
ALL SHEEP AND LAMBS, JAN 1, 2001	1,900	8
CHICKENS, DEC. 1, 2000	2/	2/

INVENTORY VALUES

CATTLE AND CALVES-JAN. 1, 2001	\$24,360,000	79
HOGS AND PIGS-DEC. 1, 2000	2/	2/
SHEEP AND LAMBS-JAN. 1, 2001	\$219,000	8
CHICKENS-DEC. 1, 2000	2/	2/

PRODUCTION

MILK-2000-1,000 LBS.	2/	2/
FARM VALUE	2/	2/
EGGS-2000 (000)	2/	2/
FARM VALUE	2/	2/

1/ DATA NOT PUBLISHED FOR ALL PRACTICES BECAUSE OF INSUFFICIENT REPORTS OR RELATIVE UNIMPORTANCE OF SOME PRACTICES.

2/ DATA NOT PUBLISHED TO AVOID DISCLOSURE OF INDIVIDUAL REPORTS.

		RANK IN STATE
POPULATION-2000-U.S. CENSUS EST.	6,760	58
NO. OF FARMS 2000	500	62
LAND IN FARMS 2000-ACRES	634,000	11
ACRES HARVESTED 2000	318,450	11
VALUE OF CROPS HARV. 2000	\$48,704,600	15
VALUE OF LIVESTOCK PROD. 2000	\$17,194,207	58
PRECIPITATION JAN.-DEC. 2000-IN.	19.61	81
PRECIPITATION LONGTIME AVERAGE-IN.	18.20	97

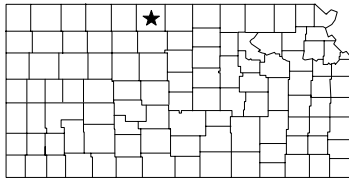
WHEAT 2000

ACRES SEEDED IN 1999	168,000	13
ACRES HARVESTED IN 2000	163,500	11
YIELD-BU./ACRE	34.0	81
PROD-BU.	5,526,000	17
FARM VALUE	\$14,980,000	16
IRRIGATED ACRES HARV.	23,700	7
YIELD - BU./ACRE	46.0	11
PROD. - BU.	1,100,000	7
CONT. CROP DRYLAND ACRES HARV.	22,100	58
YIELD - BU./ACRE	23.0	103
PROD. - BU.	500,900	71
SUMMER FALLOW ACRES HARV.	117,700	6
YIELD - BU./ACRE	33.0	47
PROD. - BU.	3,925,100	6

CORN 2000

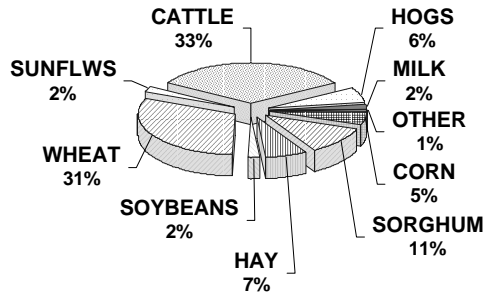
ACRES PLANTED	99,800	7
ACRES HARV. FOR GRAIN	93,400	7
YIELD - BU./ACRE	141.0	22
PROD. - BU.	13,202,000	7
FARM VALUE	\$26,139,300	8
IRRIGATED ACRES HARV.	71,200	7
YIELD - BU./ACRE	169.0	19
PROD. - BU.	12,060,000	8
NON-IRRIGATED ACRES HARV.	22,200	15
YIELD - BU./ACRE	51.0	44
PROD. - BU.	1,142,000	15
ACRES HARV. FOR SILAGE	700	67
YIELD - TONS/ACRE	14.0	39
PROD. - TONS	9,800	63
FARM VALUE	\$183,800	62

FARM FACTS 2000-2001



RANK IN
STATE

VALUE OF PRODUCTION SMITH COUNTY



183

RANK IN
STATE

POPULATION-2000-U.S. CENSUS EST.	4,536	74
NO. OF FARMS 2000	600	43
LAND IN FARMS 2000-ACRES	549,000	27
ACRES HARVESTED 2000	240,290	35
VALUE OF CROPS HARV. 2000	\$26,445,500	41
VALUE OF LIVESTOCK PROD. 2000	\$19,075,403	51
PRECIPITATION JAN.-DEC. 2000-IN.	15.55	98
PRECIPITATION LONGTIME AVERAGE-IN.	23.84	68

WHEAT 2000

ACRES SEEDDED IN 1999	139,000	24
ACRES HARVESTED IN 2000	125,700	30
YIELD-BU./ACRE	41.0	25
PROD-BU.	5,144,000	22
FARM VALUE	\$13,945,000	22
IRRIGATED ACRES HARV.	1/	
YIELD - BU./ACRE	1/	
PROD. - BU.	1/	
CONT. CROP DRYLAND ACRES HARV.	82,800	22
YIELD - BU./ACRE	38.0	42
PROD. - BU.	3,185,100	25
SUMMER FALLOW ACRES HARV.	42,900	36
YIELD - BU./ACRE	46.0	3
PROD. - BU.	1,958,900	33

CORN 2000

ACRES PLANTED	16,400	63
ACRES HARV. FOR GRAIN	12,600	69
YIELD - BU./ACRE	81.0	88
PROD. - BU.	1,019,000	76
FARM VALUE	\$1,956,400	76
IRRIGATED ACRES HARV.	4,800	42
YIELD - BU./ACRE	107.0	64
PROD. - BU.	514,000	46
NON-IRRIGATED ACRES HARV.	7,800	31
YIELD - BU./ACRE	65.0	28
PROD. - BU.	505,000	31
ACRES HARV. FOR SILAGE	2,000	28
YIELD - TONS/ACRE	6.3	96
PROD. - TONS	12,500	54
FARM VALUE	\$223,000	56

SORGHUM 2000

ACRES PLANTED	67,200	15
ACRES HARV. FOR GRAIN	55,700	19
YIELD - BU./ACRE	44.0	88
PROD. - BU.	2,442,500	24
FARM VALUE	\$4,273,200	23
IRRIGATED ACRES HARV.	1/	
YIELD - BU./ACRE	1/	
PROD. - BU.	1/	
NON-IRRIGATED ACRES HARV.	1/	
YIELD - BU./ACRE	1/	
PROD. - BU.	1/	
ACRES HARV. FOR SILAGE	4,000	1
YIELD - TONS/ACRE	11.9	11
PROD. - TONS	47,500	1
FARM VALUE	\$727,600	1

SUNFLOWERS 2000

ACRES PLANTED	10,300	4
ACRES HARVESTED	10,100	4
YIELD - LB./ACRE	1,757	1
PROD. - LB.	17,750,000	2
FARM VALUE	\$971,200	2

SOYBEANS 2000

ACRES PLANTED	13,700	61
ACRES HARVESTED	10,400	66
YIELD - BU./ACRE	23.0	48
PROD. - BU.	240,300	65
FARM VALUE	\$1,128,000	65
IRRIGATED ACRES HARV.	3,100	20
YIELD - BU./ACRE	39.0	28
PROD. - BU.	120,000	20
NON-IRRIGATED ACRES HARV.	7,300	19
YIELD - BU./ACRE	16.0	15
PROD. - BU.	120,300	16

ALFALFA HAY 2000

ACRES HARVESTED	9,500	35
YIELD - TONS/ACRE	3.5	43
PROD. - TONS	33,600	31
FARM VALUE	\$2,341,000	37

ALL OTHER HAY 2000

ACRES HARVESTED	9,300	65
YIELD - TONS/ACRE	1.4	63
PROD. - TONS	13,400	68
FARM VALUE	\$831,500	68

ALL HAY 2000

ACRES HARVESTED	18,800	68
YIELD - TONS/ACRE	2.5	39
PROD. - TONS	47,000	62
FARM VALUE	\$3,172,500	64
PASTURE ACREAGE-1997 CENSUS OF AG	178,000	37

LIVESTOCK INVENTORIES

ALL CATTLE, JAN. 1, 2001	51,300	49
COWS THAT HAVE CALVED	20,600	20
BEEF	20,000	16
MILK	600	22
OTHER CATTLE	30,700	49
CATTLE ON FEED-JAN. 1, 2001	2/	
CALVES BORN - 2000	19,000	21
HOGS - DEC. 1, 2000	10,400	27
ALL SHEEP AND LAMBS, JAN 1, 2001	2/	
CHICKENS, DEC. 1, 2000	2/	

INVENTORY VALUES

CATTLE AND CALVES-JAN. 1, 2001	\$35,395,000	49
HOGS AND PIGS-DEC. 1, 2000	\$728,000	27
SHEEP AND LAMBS-JAN. 1, 2001	2/	
CHICKENS-DEC. 1, 2000	2/	

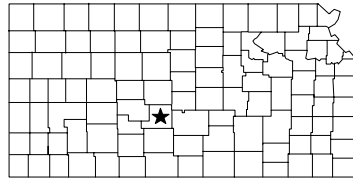
PRODUCTION

MILK-2000-1,000 LBS.	8,100	27
FARM VALUE	\$939,600	27
EGGS-2000 (000)	2/	
FARM VALUE	2/	

1/ DATA NOT PUBLISHED FOR ALL PRACTICES BECAUSE OF INSUFFICIENT REPORTS OR RELATIVE UNIMPORTANCE OF SOME PRACTICES.

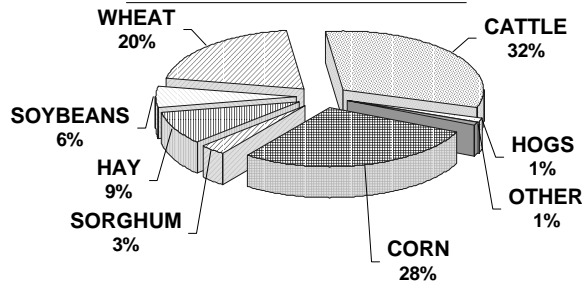
2/ DATA NOT PUBLISHED TO AVOID DISCLOSURE OF INDIVIDUAL REPORTS.

FARM FACTS 2000-2001



RANK IN
STATE

VALUE OF PRODUCTION STAFFORD COUNTY



185

RANK IN
STATE

POPULATION-2000-U.S. CENSUS EST.	4,789	72
NO. OF FARMS 2000	480	68
LAND IN FARMS 2000-ACRES	455,000	53
ACRES HARVESTED 2000	276,820	21
VALUE OF CROPS HARV. 2000	\$49,023,900	13
VALUE OF LIVESTOCK PROD. 2000	\$24,803,601	37
PRECIPITATION JAN.-DEC. 2000-IN.	32.18	33
PRECIPITATION LONGTIME AVERAGE-IN.	24.46	67

WHEAT 2000

ACRES SEEDED IN 1999	135,000	26
ACRES HARVESTED IN 2000	128,000	26
YIELD-BU./ACRE	43.0	12
PROD.-BU.	5,567,000	16
FARM VALUE	\$14,980,000	16
IRRIGATED ACRES HARV.	9,200	16
YIELD - BU./ACRE	52.0	3
PROD. - BU.	474,200	15
CONT. CROP DRYLAND ACRES HARV.	96,400	18
YIELD - BU./ACRE	42.0	15
PROD. - BU.	4,082,900	15
SUMMER FALLOW ACRES HARV.	22,400	48
YIELD - BU./ACRE	45.0	5
PROD. - BU.	1,009,900	44

CORN 2000

ACRES PLANTED	80,800	10
ACRES HARV. FOR GRAIN	73,000	12
YIELD - BU./ACRE	130.0	32
PROD. - BU.	9,492,000	17
FARM VALUE	\$19,742,900	16
IRRIGATED ACRES HARV.	44,800	16
YIELD - BU./ACRE	165.0	27
PROD. - BU.	7,411,000	16
NON-IRRIGATED ACRES HARV.	28,200	10
YIELD - BU./ACRE	74.0	20
PROD. - BU.	2,081,000	8
ACRES HARV. FOR SILAGE	2,700	18
YIELD - TONS/ACRE	17.5	22
PROD. - TONS	47,300	10
FARM VALUE	\$934,800	11

SORGHUM 2000

ACRES PLANTED	26,100	56
ACRES HARV. FOR GRAIN	24,400	55
YIELD - BU./ACRE	41.0	91
PROD. - BU.	1,004,200	70
FARM VALUE	\$1,746,900	71
IRRIGATED ACRES HARV.	1/	
YIELD - BU./ACRE	1/	
PROD. - BU.	1/	
NON-IRRIGATED ACRES HARV.	1/	
YIELD - BU./ACRE	1/	
PROD. - BU.	1/	
ACRES HARV. FOR SILAGE	800	31
YIELD - TONS/ACRE	13.3	2
PROD. - TONS	10,600	21
FARM VALUE	\$178,600	20

SUNFLOWERS 2000

ACRES PLANTED	1/
ACRES HARVESTED	1/
YIELD - LB./ACRE	1/
PROD. - LB.	1/
FARM VALUE	1/

SOYBEANS 2000

ACRES PLANTED	26,100	45
ACRES HARVESTED	23,300	43
YIELD - BU./ACRE	40.0	11
PROD. - BU.	924,600	14
FARM VALUE	\$4,414,000	14
IRRIGATED ACRES HARV.	17,000	4
YIELD - BU./ACRE	50.0	8
PROD. - BU.	843,000	2
NON-IRRIGATED ACRES HARV.	6,300	20
YIELD - BU./ACRE	13.0	26
PROD. - BU.	81,600	22

ALFALFA HAY 2000

ACRES HARVESTED	18,000	10
YIELD - TONS/ACRE	5.0	15
PROD. - TONS	90,700	7
FARM VALUE	\$6,679,500	9

ALL OTHER HAY 2000

ACRES HARVESTED	5,000	78
YIELD - TONS/ACRE	1.1	90
PROD. - TONS	5,400	93
FARM VALUE	\$267,500	94

ALL HAY 2000

ACRES HARVESTED	23,000	54
YIELD - TONS/ACRE	4.2	13
PROD. - TONS	96,100	14
FARM VALUE	\$6,947,000	18
PASTURE ACREAGE-1997 CENSUS OF AG	110,000	80

LIVESTOCK INVENTORIES

ALL CATTLE, JAN. 1, 2001	65,400	25
COWS THAT HAVE CALVED	11,200	77
BEEF	11,200	50
OTHER CATTLE	54,200	21
CATTLE ON FEED-JAN. 1, 2001	2/	
CALVES BORN - 2000	10,400	76
HOGS - DEC. 1, 2000	2/	
ALL SHEEP AND LAMBS, JAN 1, 2001	2/	
CHICKENS, DEC. 1, 2000	2/	

INVENTORY VALUES

CATTLE AND CALVES-JAN. 1, 2001	\$45,125,000	25
HOGS AND PIGS-DEC. 1, 2000	2/	
SHEEP AND LAMBS-JAN. 1, 2001	2/	
CHICKENS-DEC. 1, 2000	2/	

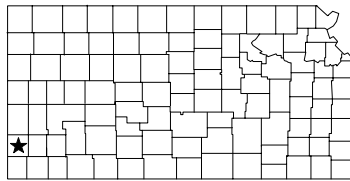
PRODUCTION

EGGS-2000 (000)	2/
FARM VALUE	2/

1/ DATA NOT PUBLISHED FOR ALL PRACTICES BECAUSE OF INSUFFICIENT REPORTS OR RELATIVE UNIMPORTANCE OF SOME PRACTICES.

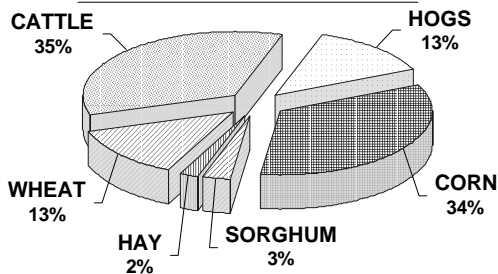
2/ DATA NOT PUBLISHED TO AVOID DISCLOSURE OF INDIVIDUAL REPORTS.

FARM FACTS 2000-2001



RANK IN
STATE

VALUE OF PRODUCTION STANTON COUNTY



187

SORGHUM 2000

ACRES PLANTED	29,700	49
ACRES HARV. FOR GRAIN	28,900	44
YIELD - BU./ACRE	40.0	94
PROD. - BU.	1,156,000	62
FARM VALUE	\$2,114,900	59
IRRIGATED ACRES HARV.	3,800	9
YIELD - BU./ACRE	92.0	17
PROD. - BU.	350,100	8
NON-IRRIGATED ACRES HARV.	25,100	21
YIELD - BU./ACRE	32.0	64
PROD. - BU.	805,900	42
ACRES HARV. FOR SILAGE	600	36
YIELD - TONS/ACRE	10.2	35
PROD. - TONS	6,100	37
FARM VALUE	\$102,700	36

SUNFLOWERS 2000

ACRES PLANTED	1/
ACRES HARVESTED	1/
YIELD - LB./ACRE	1/
PROD. - LB.	1/
FARM VALUE	1/

SOYBEANS 2000

ACRES PLANTED	600	104
ACRES HARVESTED	500	104
YIELD - BU./ACRE	21.0	57
PROD. - BU.	10,600	105
FARM VALUE	\$49,000	105
IRRIGATED ACRES HARV.	1/	
YIELD - BU./ACRE	1/	
PROD. - BU.	1/	
NON-IRRIGATED ACRES HARV.	1/	
YIELD - BU./ACRE	1/	
PROD. - BU.	1/	

ALFALFA HAY 2000

ACRES HARVESTED	3,100	80
YIELD - TONS/ACRE	7.2	2
PROD. - TONS	22,300	52
FARM VALUE	\$1,906,500	47

ALL OTHER HAY 2000

ACRES HARVESTED	1,000	104
YIELD - TONS/ACRE	2.0	15
PROD. - TONS	2,000	103
FARM VALUE	\$123,000	103

ALL HAY 2000

ACRES HARVESTED	4,100	102
YIELD - TONS/ACRE	5.9	5
PROD. - TONS	24,300	95
FARM VALUE	\$2,029,500	93
PASTURE ACREAGE-1997 CENSUS OF AG	55,000	99

LIVESTOCK INVENTORIES

ALL CATTLE, JAN. 1, 2001	2/	
COWS THAT HAVE CALVED	2/	
BEEF	2/	
MILK	2/	
OTHER CATTLE	2/	
CATTLE ON FEED-JAN. 1, 2001	2/	
CALVES BORN - 2000	2/	
HOGS - DEC. 1, 2000	17,000	18
ALL SHEEP AND LAMBS, JAN 1, 2001	2/	
CHICKENS, DEC. 1, 2000	2/	

INVENTORY VALUES

CATTLE AND CALVES-JAN. 1, 2001	2/	
HOGS AND PIGS-DEC. 1, 2000	\$1,190,000	18
SHEEP AND LAMBS-JAN. 1, 2001	2/	
CHICKENS-DEC. 1, 2000	2/	

PRODUCTION

MILK-2000-1,000 LBS.	2/
FARM VALUE	2/
EGGS-2000 (000)	2/
FARM VALUE	2/

1/ DATA NOT PUBLISHED FOR ALL PRACTICES BECAUSE OF INSUFFICIENT REPORTS OR RELATIVE UNIMPORTANCE OF SOME PRACTICES.

2/ DATA NOT PUBLISHED TO AVOID DISCLOSURE OF INDIVIDUAL REPORTS.

RANK IN
STATE

POPULATION-2000-U.S. CENSUS EST.	2,406	99
NO. OF FARMS 2000	240	103
LAND IN FARMS 2000-ACRES	422,000	65
ACRES HARVESTED 2000	213,930	46
VALUE OF CROPS HARV. 2000	\$42,877,700	22
VALUE OF LIVESTOCK PROD. 2000	\$39,386,700	20
PRECIPITATION JAN.-DEC. 2000-IN.	.00	0
PRECIPITATION LONGTIME AVERAGE-IN.	14.70	105

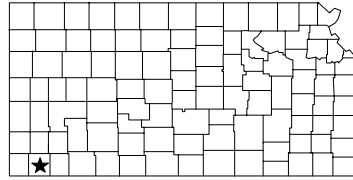
WHEAT 2000

ACRES SEEDING IN 1999	108,000	46
ACRES HARVESTED IN 2000	102,500	46
YIELD-BU./ACRE	38.0	51
PROD-BU.	3,936,000	40
FARM VALUE	\$10,595,000	41
IRRIGATED ACRES HARV.	38,000	4
YIELD - BU./ACRE	43.0	17
PROD. - BU.	1,632,500	4
CONT. CROP DRYLAND ACRES HARV.	12,000	79
YIELD - BU./ACRE	24.0	99
PROD. - BU.	284,800	89
SUMMER FALLOW ACRES HARV.	52,500	29
YIELD - BU./ACRE	38.0	25
PROD. - BU.	2,018,700	32

CORN 2000

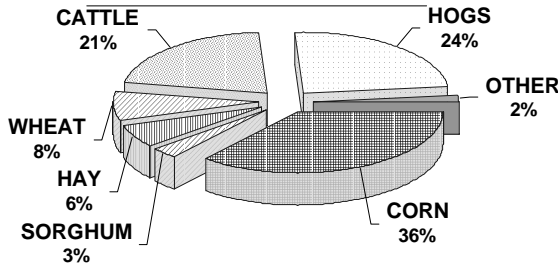
ACRES PLANTED	78,100	11
ACRES HARV. FOR GRAIN	75,000	10
YIELD - BU./ACRE	166.0	9
PROD. - BU.	12,459,000	9
FARM VALUE	\$27,284,400	7
IRRIGATED ACRES HARV.	70,300	8
YIELD - BU./ACRE	176.0	13
PROD. - BU.	12,344,000	7
NON-IRRIGATED ACRES HARV.	4,700	42
YIELD - BU./ACRE	24.0	65
PROD. - BU.	115,000	55
ACRES HARV. FOR SILAGE	1,600	37
YIELD - TONS/ACRE	19.2	14
PROD. - TONS	30,700	24
FARM VALUE	\$625,300	21

FARM FACTS 2000-2001



RANK IN
STATE

VALUE OF PRODUCTION STEVENS COUNTY



SORGHUM 2000

ACRES PLANTED	67,900	11
ACRES HARV. FOR GRAIN	63,700	12
YIELD - BU./ACRE	33.0	101
PROD. - BU.	2,087,700	35
FARM VALUE	\$3,819,500	29
IRRIGATED ACRES HARV.	4,100	5
YIELD - BU./ACRE	96.0	8
PROD. - BU.	393,200	7
NON-IRRIGATED ACRES HARV.	59,600	4
YIELD - BU./ACRE	28.0	66
PROD. - BU.	1,694,500	18
ACRES HARV. FOR SILAGE	200	61
YIELD - TONS/ACRE	9.5	56
PROD. - TONS	1,900	69
FARM VALUE	\$32,000	66

SUNFLOWERS 2000

ACRES PLANTED	1/
ACRES HARVESTED	1/
YIELD - LB./ACRE	1/
PROD. - LB.	1/
FARM VALUE	1/

SOYBEANS 2000

ACRES PLANTED	5,100	80
ACRES HARVESTED	5,000	78
YIELD - BU./ACRE	36.0	16
PROD. - BU.	181,900	72
FARM VALUE	\$846,000	72
IRRIGATED ACRES HARV.	1/	
YIELD - BU./ACRE	1/	
PROD. - BU.	1/	
NON-IRRIGATED ACRES HARV.	1/	
YIELD - BU./ACRE	1/	
PROD. - BU.	1/	

ALFALFA HAY 2000

ACRES HARVESTED	11,800	27
YIELD - TONS/ACRE	6.9	4
PROD. - TONS	81,000	9
FARM VALUE	\$6,925,500	8

ALL OTHER HAY 2000

ACRES HARVESTED	1,500	101
YIELD - TONS/ACRE	1.9	21
PROD. - TONS	2,900	100
FARM VALUE	\$178,500	99

ALL HAY 2000

ACRES HARVESTED	13,300	82
YIELD - TONS/ACRE	6.3	4
PROD. - TONS	83,900	23
FARM VALUE	\$7,104,000	15
PASTURE ACREAGE-1997 CENSUS OF AG	113,000	78

LIVESTOCK INVENTORIES

ALL CATTLE, JAN. 1, 2001	60,000	31
COWS THAT HAVE CALVED	7,500	94
BEEF	2/	
MILK	2/	
OTHER CATTLE	52,500	23
CATTLE ON FEED-JAN. 1, 2001	2/	
CALVES BORN - 2000	7,000	94
HOGS - DEC. 1, 2000	90,000	4
ALL SHEEP AND LAMBS, JAN 1, 2001	2/	
CHICKENS, DEC. 1, 2000	2/	

INVENTORY VALUES

CATTLE AND CALVES-JAN. 1, 2001	\$41,400,000	31
HOGS AND PIGS-DEC. 1, 2000	\$6,300,000	4
SHEEP AND LAMBS-JAN. 1, 2001	2/	
CHICKENS-DEC. 1, 2000	2/	

PRODUCTION

MILK-2000-1,000 LBS.	2/
FARM VALUE	2/
EGGS-2000 (000)	2/
FARM VALUE	2/

1/ DATA NOT PUBLISHED FOR ALL PRACTICES BECAUSE OF INSUFFICIENT REPORTS OR RELATIVE UNIMPORTANCE OF SOME PRACTICES.

2/ DATA NOT PUBLISHED TO AVOID DISCLOSURE OF INDIVIDUAL REPORTS.

		RANK IN STATE
POPULATION-2000-U.S. CENSUS EST.	5,463	69
NO. OF FARMS 2000	300	89
LAND IN FARMS 2000-ACRES	459,000	49
ACRES HARVESTED 2000	287,490	16
VALUE OF CROPS HARV. 2000	\$65,336,000	4
VALUE OF LIVESTOCK PROD. 2000	\$55,000,501	13
PRECIPITATION JAN.-DEC. 2000-IN.	19.42	82
PRECIPITATION LONGTIME AVERAGE-IN.	18.54	96

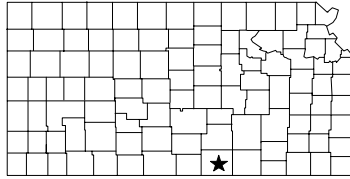
WHEAT 2000

ACRES SEEDING IN 1999	87,000	58
ACRES HARVESTED IN 2000	84,600	58
YIELD-BU./ACRE	41.0	25
PROD.-BU.	3,510,000	52
FARM VALUE	\$9,445,000	53
IRRIGATED ACRES HARV.	38,300	3
YIELD - BU./ACRE	53.0	1
PROD. - BU.	2,030,500	3
CONT. CROP DRYLAND ACRES HARV.	18,600	63
YIELD - BU./ACRE	25.0	97
PROD. - BU.	468,400	74
SUMMER FALLOW ACRES HARV.	27,700	44
YIELD - BU./ACRE	37.0	28
PROD. - BU.	1,011,100	43

CORN 2000

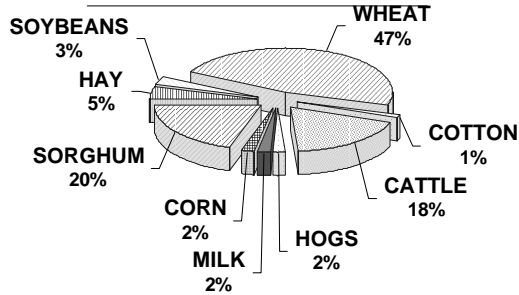
ACRES PLANTED	117,000	4
ACRES HARV. FOR GRAIN	116,600	3
YIELD - BU./ACRE	171.0	7
PROD. - BU.	19,956,000	3
FARM VALUE	\$43,702,300	3
IRRIGATED ACRES HARV.	104,500	2
YIELD - BU./ACRE	187.0	9
PROD. - BU.	19,534,000	3
NON-IRRIGATED ACRES HARV.	12,100	23
YIELD - BU./ACRE	35.0	63
PROD. - BU.	422,000	33
ACRES HARV. FOR SILAGE	200	85
YIELD - TONS/ACRE	16.0	27
PROD. - TONS	3,200	84
FARM VALUE	\$65,200	82

FARM FACTS 2000-2001



RANK IN
STATE

VALUE OF PRODUCTION SUMNER COUNTY



191

RANK IN
STATE

POPULATION-2000-U.S. CENSUS EST.	25,946	23
NO. OF FARMS 2000	1,160	6
LAND IN FARMS 2000-ACRES	710,000	4
ACRES HARVESTED 2000	559,640	1
VALUE OF CROPS HARV. 2000	\$60,303,900	5
VALUE OF LIVESTOCK PROD. 2000	\$17,309,105	57
PRECIPITATION JAN.-DEC. 2000-IN.	38.91	8
PRECIPITATION LONGTIME AVERAGE-IN.	32.26	39

WHEAT 2000

ACRES SEEDED IN 1999	377,000	1
ACRES HARVESTED IN 2000	369,500	1
YIELD-BU./ACRE	36.0	71
PROD-BU.	13,439,000	1
FARM VALUE	\$36,170,000	1
IRRIGATED ACRES HARV.	1,000	40
YIELD - BU./ACRE	40.0	32
PROD. - BU.	39,900	41
CONT. CROP DRYLAND ACRES HARV.	346,000	1
YIELD - BU./ACRE	36.0	58
PROD. - BU.	12,566,600	1
SUMMER FALLOW ACRES HARV.	22,500	47
YIELD - BU./ACRE	37.0	28
PROD. - BU.	832,500	49

CORN 2000

ACRES PLANTED	8,500	83
ACRES HARV. FOR GRAIN	7,000	84
YIELD - BU./ACRE	93.0	74
PROD. - BU.	652,000	84
FARM VALUE	\$1,356,100	83
IRRIGATED ACRES HARV.	1,600	50
YIELD - BU./ACRE	162.0	34
PROD. - BU.	259,000	51
NON-IRRIGATED ACRES HARV.	5,400	38
YIELD - BU./ACRE	73.0	22
PROD. - BU.	393,000	34
ACRES HARV. FOR SILAGE	1,300	44
YIELD - TONS/ACRE	12.2	48
PROD. - TONS	15,800	48
FARM VALUE	\$312,200	45

SORGHUM 2000

ACRES PLANTED	136,200	1
ACRES HARV. FOR GRAIN	126,000	1
YIELD - BU./ACRE	70.0	29
PROD. - BU.	8,832,600	1
FARM VALUE	\$15,364,900	1
IRRIGATED ACRES HARV.	1/	
YIELD - BU./ACRE	1/	
PROD. - BU.	1/	
NON-IRRIGATED ACRES HARV.	1/	
YIELD - BU./ACRE	1/	
PROD. - BU.	1/	
ACRES HARV. FOR SILAGE	400	41
YIELD - TONS/ACRE	10.5	27
PROD. - TONS	4,200	42
FARM VALUE	\$70,800	41

SUNFLOWERS 2000

ACRES PLANTED	1/
ACRES HARVESTED	1/
YIELD - LB./ACRE	1/
PROD. - LB.	1/
FARM VALUE	1/

SOYBEANS 2000

ACRES PLANTED	37,900	34
ACRES HARVESTED	23,200	44
YIELD - BU./ACRE	23.0	48
PROD. - BU.	528,600	36
FARM VALUE	\$2,524,000	35
IRRIGATED ACRES HARV.	3,200	19
YIELD - BU./ACRE	52.0	3
PROD. - BU.	165,000	17
NON-IRRIGATED ACRES HARV.	20,000	10
YIELD - BU./ACRE	18.0	12
PROD. - BU.	363,600	8

ALFALFA HAY 2000

ACRES HARVESTED	10,000	32
YIELD - TONS/ACRE	3.4	46
PROD. - TONS	34,400	29
FARM VALUE	\$2,533,500	33

ALL OTHER HAY 2000

ACRES HARVESTED	15,100	48
YIELD - TONS/ACRE	1.5	55
PROD. - TONS	22,700	52
FARM VALUE	\$1,124,500	57

ALL HAY 2000

ACRES HARVESTED	25,100	47
YIELD - TONS/ACRE	2.3	50
PROD. - TONS	57,100	47
FARM VALUE	\$3,658,000	54
PASTURE ACREAGE-1997 CENSUS OF AG	132,000	65

LIVESTOCK INVENTORIES

ALL CATTLE, JAN. 1, 2001	35,700	77
COWS THAT HAVE CALVED	15,000	55
BEEF	14,200	36
MILK	800	17
OTHER CATTLE	20,700	79
CATTLE ON FEED-JAN. 1, 2001	2/	
CALVES BORN - 2000	13,500	57
HOGS - DEC. 1, 2000	2/	
ALL SHEEP AND LAMBS, JAN 1, 2001	2/	
CHICKENS, DEC. 1, 2000	2/	

INVENTORY VALUES

CATTLE AND CALVES-JAN. 1, 2001	\$24,635,000	77
HOGS AND PIGS-DEC. 1, 2000	2/	
SHEEP AND LAMBS-JAN. 1, 2001	2/	
CHICKENS-DEC. 1, 2000	2/	

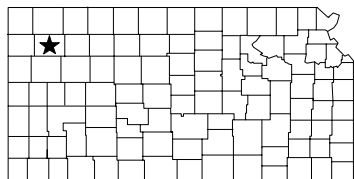
PRODUCTION

MILK-2000-1,000 LBS.	13,500	18
FARM VALUE	\$1,566,000	18
EGGS-2000 (000)	2/	
FARM VALUE	2/	

1/ DATA NOT PUBLISHED FOR ALL PRACTICES BECAUSE OF INSUFFICIENT REPORTS OR RELATIVE UNIMPORTANCE OF SOME PRACTICES.

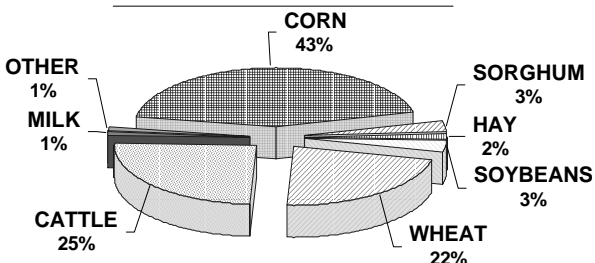
2/ DATA NOT PUBLISHED TO AVOID DISCLOSURE OF INDIVIDUAL REPORTS.

FARM FACTS 2000-2001



RANK IN
STATE

VALUE OF PRODUCTION THOMAS COUNTY



193

		RANK IN STATE
POPULATION-2000-U.S. CENSUS EST.	8,180	50
NO. OF FARMS 2000	550	49
LAND IN FARMS 2000-ACRES	707,000	5
ACRES HARVESTED 2000	385,190	4
VALUE OF CROPS HARV. 2000	\$56,428,700	6
VALUE OF LIVESTOCK PROD. 2000	\$20,043,001	49
PRECIPITATION JAN.-DEC. 2000-IN.	16.49	96
PRECIPITATION LONGTIME AVERAGE-IN.	19.14	93

WHEAT 2000

ACRES SEEDED IN 1999	198,000	7
ACRES HARVESTED IN 2000	194,000	7
YIELD-BU./ACRE	32.0	92
PROD.-BU.	6,174,000	10
FARM VALUE	\$16,740,000	10
IRRIGATED ACRES HARV.	5,600	22
YIELD - BU./ACRE	42.0	26
PROD. - BU.	234,900	22
CONT. CROP DRYLAND ACRES HARV.	28,600	51
YIELD - BU./ACRE	29.0	90
PROD. - BU.	824,600	55
SUMMER FALLOW ACRES HARV.	159,800	1
YIELD - BU./ACRE	32.0	50
PROD. - BU.	5,114,500	1

CORN 2000

ACRES PLANTED	142,800	1
ACRES HARV. FOR GRAIN	135,700	1
YIELD - BU./ACRE	122.0	37
PROD. - BU.	16,535,000	5
FARM VALUE	\$32,738,300	6
IRRIGATED ACRES HARV.	82,000	5
YIELD - BU./ACRE	169.0	19
PROD. - BU.	13,885,000	6
NON-IRRIGATED ACRES HARV.	53,700	1
YIELD - BU./ACRE	49.0	47
PROD. - BU.	2,650,000	1
ACRES HARV. FOR SILAGE	1,300	44
YIELD - TONS/ACRE	14.4	37
PROD. - TONS	18,700	39
FARM VALUE	\$350,700	40

SORGHUM 2000

ACRES PLANTED	29,800	48
ACRES HARV. FOR GRAIN	22,800	57
YIELD - BU./ACRE	54.0	64
PROD. - BU.	1,226,700	58
FARM VALUE	\$2,097,100	60
IRRIGATED ACRES HARV.	700	23
YIELD - BU./ACRE	68.0	31
PROD. - BU.	47,400	23
NON-IRRIGATED ACRES HARV.	22,100	27
YIELD - BU./ACRE	53.0	49
PROD. - BU.	1,179,300	28
ACRES HARV. FOR SILAGE	400	41
YIELD - TONS/ACRE	8.0	77
PROD. - TONS	3,200	49
FARM VALUE	\$50,600	50

SUNFLOWERS 2000

ACRES PLANTED	7,900	7
ACRES HARVESTED	7,400	7
YIELD - LB./ACRE	1,020	18
PROD. - LB.	7,550,000	8
FARM VALUE	\$557,000	6

SOYBEANS 2000

ACRES PLANTED	14,500	58
ACRES HARVESTED	14,400	56
YIELD - BU./ACRE	37.0	13
PROD. - BU.	535,400	35
FARM VALUE	\$2,493,000	36
IRRIGATED ACRES HARV.	1/	1/
YIELD - BU./ACRE	1/	1/
PROD. - BU.	1/	1/
NON-IRRIGATED ACRES HARV.	1/	1/
YIELD - BU./ACRE	1/	1/
PROD. - BU.	1/	1/

ALFALFA HAY 2000

ACRES HARVESTED	3,500	71
YIELD - TONS/ACRE	2.8	74
PROD. - TONS	9,800	77
FARM VALUE	\$769,500	81

ALL OTHER HAY 2000

ACRES HARVESTED	4,500	83
YIELD - TONS/ACRE	1.4	63
PROD. - TONS	6,200	88
FARM VALUE	\$383,500	88

ALL HAY 2000

ACRES HARVESTED	8,000	93
YIELD - TONS/ACRE	2.0	61
PROD. - TONS	16,000	99
FARM VALUE	\$1,153,000	99
PASTURE ACREAGE-1997 CENSUS OF AG	101,000	85

LIVESTOCK INVENTORIES

ALL CATTLE, JAN. 1, 2001	60,000	31
COWS THAT HAVE CALVED	12,700	64
BEEF	11,700	46
MILK	1,000	11
OTHER CATTLE	47,300	26
CATTLE ON FEED-JAN. 1, 2001	29,000	11
CALVES BORN - 2000	11,000	69
HOGS - DEC. 1, 2000	800	52
ALL SHEEP AND LAMBS, JAN 1, 2001	1,300	16
CHICKENS, DEC. 1, 2000	2/	2/

INVENTORY VALUES

CATTLE AND CALVES-JAN. 1, 2001	\$41,400,000	31
HOGS AND PIGS-DEC. 1, 2000	\$56,000	52
SHEEP AND LAMBS-JAN. 1, 2001	\$150,000	16
CHICKENS-DEC. 1, 2000	2/	2/

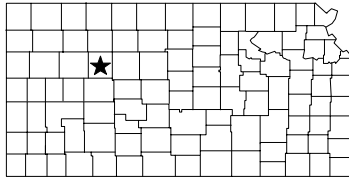
PRODUCTION

MILK-2000-1,000 LBS.	8,000	28
FARM VALUE	\$928,000	28
EGGS-2000 (000)	2/	2/
FARM VALUE	2/	2/

1/ DATA NOT PUBLISHED FOR ALL PRACTICES BECAUSE OF INSUFFICIENT REPORTS OR RELATIVE UNIMPORTANCE OF SOME PRACTICES.

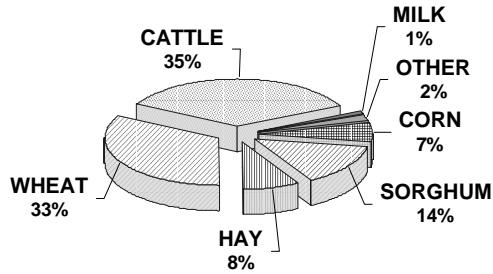
2/ DATA NOT PUBLISHED TO AVOID DISCLOSURE OF INDIVIDUAL REPORTS.

FARM FACTS 2000-2001



RANK IN
STATE

VALUE OF PRODUCTION TREGO COUNTY



SORGHUM 2000

ACRES PLANTED	38,700	37
ACRES HARV. FOR GRAIN	35,300	37
YIELD - BU./ACRE	68.0	33
PROD. - BU.	2,403,000	26
FARM VALUE	\$4,180,200	26
IRRIGATED ACRES HARV.	400	26
YIELD - BU./ACRE	91.0	19
PROD. - BU.	36,300	27
NON-IRRIGATED ACRES HARV.	34,900	15
YIELD - BU./ACRE	68.0	30
PROD. - BU.	2,366,700	11
ACRES HARV. FOR SILAGE	1,500	9
YIELD - TONS/ACRE	10.3	31
PROD. - TONS	15,400	9
FARM VALUE	\$267,200	9

SUNFLOWERS 2000

ACRES PLANTED	1/
ACRES HARVESTED	1/
YIELD - LB./ACRE	1/
PROD. - LB.	1/
FARM VALUE	1/

SOYBEANS 2000

ACRES PLANTED	1,500	96
ACRES HARVESTED	1,400	96
YIELD - BU./ACRE	14.0	79
PROD. - BU.	19,200	103
FARM VALUE	\$89,000	103
IRRIGATED ACRES HARV.	1/	
YIELD - BU./ACRE	1/	
PROD. - BU.	1/	
NON-IRRIGATED ACRES HARV.	1/	
YIELD - BU./ACRE	1/	
PROD. - BU.	1/	

ALFALFA HAY 2000

ACRES HARVESTED	3,700	68
YIELD - TONS/ACRE	2.6	82
PROD. - TONS	9,700	78
FARM VALUE	\$776,000	79

ALL OTHER HAY 2000

ACRES HARVESTED	10,500	63
YIELD - TONS/ACRE	3.0	4
PROD. - TONS	31,200	37
FARM VALUE	\$1,606,000	41

ALL HAY 2000

ACRES HARVESTED	14,200	78
YIELD - TONS/ACRE	2.9	29
PROD. - TONS	40,900	72
FARM VALUE	\$2,382,000	82
PASTURE ACREAGE-1997 CENSUS OF AG	192,000	33

LIVESTOCK INVENTORIES

ALL CATTLE, JAN. 1, 2001	41,500	64
COWS THAT HAVE CALVED	17,300	45
BEEF	17,000	27
MILK	300	39
OTHER CATTLE	24,200	67
CATTLE ON FEED-JAN. 1, 2001	2/	
CALVES BORN - 2000	15,700	45
HOGS - DEC. 1, 2000	2/	
ALL SHEEP AND LAMBS, JAN 1, 2001	2/	
CHICKENS, DEC. 1, 2000	2/	

INVENTORY VALUES

CATTLE AND CALVES-JAN. 1, 2001	\$28,635,000	64
HOGS AND PIGS-DEC. 1, 2000	2/	
SHEEP AND LAMBS-JAN. 1, 2001	2/	
CHICKENS-DEC. 1, 2000	2/	

PRODUCTION

MILK-2000-1,000 LBS.	3,800	42
FARM VALUE	\$440,800	42
EGGS-2000 (000)	2/	
FARM VALUE	2/	

1/ DATA NOT PUBLISHED FOR ALL PRACTICES BECAUSE OF INSUFFICIENT REPORTS OR RELATIVE UNIMPORTANCE OF SOME PRACTICES.

2/ DATA NOT PUBLISHED TO AVOID DISCLOSURE OF INDIVIDUAL REPORTS.

RANK IN
STATE

POPULATION-2000-U.S. CENSUS EST.	3,319	87
NO. OF FARMS 2000	450	70
LAND IN FARMS 2000-ACRES	495,000	39
ACRES HARVESTED 2000	167,220	67
VALUE OF CROPS HARV. 2000	\$19,507,200	68
VALUE OF LIVESTOCK PROD. 2000	\$11,435,101	87
PRECIPITATION JAN.-DEC. 2000-IN.	22.54	68
PRECIPITATION LONGTIME AVERAGE-IN.	22.28	77

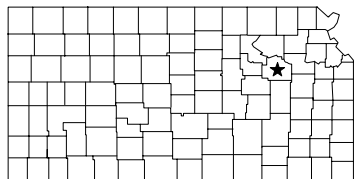
WHEAT 2000

ACRES SEEDED IN 1999	103,000	47
ACRES HARVESTED IN 2000	100,000	47
YIELD-BU./ACRE	38.0	51
PROD.-BU.	3,848,000	45
FARM VALUE	\$10,320,000	46
IRRIGATED ACRES HARV.	700	42
YIELD - BU./ACRE	38.0	38
PROD. - BU.	26,600	43
CONT. CROP DRYLAND ACRES HARV.	18,500	65
YIELD - BU./ACRE	33.0	72
PROD. - BU.	610,000	65
SUMMER FALLOW ACRES HARV.	80,800	20
YIELD - BU./ACRE	40.0	18
PROD. - BU.	3,211,400	15

CORN 2000

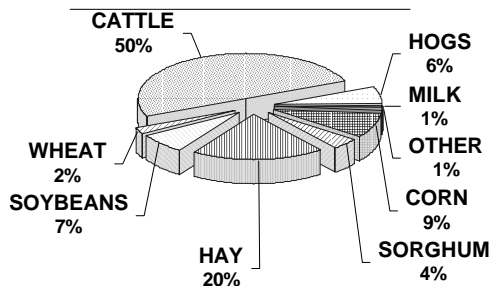
ACRES PLANTED	14,600	68
ACRES HARV. FOR GRAIN	13,800	64
YIELD - BU./ACRE	76.0	92
PROD. - BU.	1,044,000	74
FARM VALUE	\$2,171,500	71
IRRIGATED ACRES HARV.	1,300	53
YIELD - BU./ACRE	122.0	61
PROD. - BU.	159,000	57
NON-IRRIGATED ACRES HARV.	12,500	22
YIELD - BU./ACRE	71.0	23
PROD. - BU.	885,000	21
ACRES HARV. FOR SILAGE	200	85
YIELD - TONS/ACRE	12.0	49
PROD. - TONS	2,400	88
FARM VALUE	\$46,500	87

FARM FACTS 2000-2001



RANK IN
STATE

VALUE OF PRODUCTION WABAUNSEE COUNTY



197

		RANK IN STATE
POPULATION-2000-U.S. CENSUS EST.	6,885	57
NO. OF FARMS 2000	610	42
LAND IN FARMS 2000-ACRES	437,000	59
ACRES HARVESTED 2000	101,600	94
VALUE OF CROPS HARV. 2000	\$11,933,800	92
VALUE OF LIVESTOCK PROD. 2000	\$16,161,605	64
PRECIPITATION JAN.-DEC. 2000-IN.	25.38	59
PRECIPITATION LONGTIME AVERAGE-IN.	35.61	27

WHEAT 2000

ACRES SEEDED IN 1999	7,200	96
ACRES HARVESTED IN 2000	7,000	95
YIELD-BU./ACRE	38.0	51
PROD-BU.	263,000	97
FARM VALUE	\$700,000	97
IRRIGATED ACRES HARV.	1/	
YIELD - BU./ACRE	1/	
PROD. - BU.	1/	
CONT. CROP DRYLAND ACRES HARV.	7,000	95
YIELD - BU./ACRE	38.0	42
PROD. - BU.	263,000	93
SUMMER FALLOW ACRES HARV.	1/	
YIELD - BU./ACRE	1/	
PROD. - BU.	1/	

CORN 2000

ACRES PLANTED	14,400	69
ACRES HARV. FOR GRAIN	12,100	70
YIELD - BU./ACRE	103.0	63
PROD. - BU.	1,248,000	68
FARM VALUE	\$2,271,300	70
IRRIGATED ACRES HARV.	1/	
YIELD - BU./ACRE	1/	
PROD. - BU.	1/	
NON-IRRIGATED ACRES HARV.	1/	
YIELD - BU./ACRE	1/	
PROD. - BU.	1/	
ACRES HARV. FOR SILAGE	1,600	37
YIELD - TONS/ACRE	11.1	53
PROD. - TONS	17,700	43
FARM VALUE	\$303,400	47

SORGHUM 2000

ACRES PLANTED	10,800	84
ACRES HARV. FOR GRAIN	10,200	83
YIELD - BU./ACRE	67.0	34
PROD. - BU.	682,400	82
FARM VALUE	\$1,132,500	82
IRRIGATED ACRES HARV.	1/	
YIELD - BU./ACRE	1/	
PROD. - BU.	1/	
NON-IRRIGATED ACRES HARV.	10,200	50
YIELD - BU./ACRE	67.0	31
PROD. - BU.	682,400	48
ACRES HARV. FOR SILAGE	300	49
YIELD - TONS/ACRE	12.3	6
PROD. - TONS	3,700	45
FARM VALUE	\$54,700	46

SUNFLOWERS 2000

ACRES PLANTED	1/
ACRES HARVESTED	1/
YIELD - LB./ACRE	1/
PROD. - LB.	1/
FARM VALUE	1/

SOYBEANS 2000

ACRES PLANTED	28,800	43
ACRES HARVESTED	26,700	39
YIELD - BU./ACRE	15.0	75
PROD. - BU.	401,400	51
FARM VALUE	\$1,916,000	50
IRRIGATED ACRES HARV.	1/	
YIELD - BU./ACRE	1/	
PROD. - BU.	1/	
NON-IRRIGATED ACRES HARV.	1/	
YIELD - BU./ACRE	1/	
PROD. - BU.	1/	

ALFALFA HAY 2000

ACRES HARVESTED	7,500	44
YIELD - TONS/ACRE	2.9	71
PROD. - TONS	22,100	53
FARM VALUE	\$1,977,000	45

ALL OTHER HAY 2000

ACRES HARVESTED	35,600	15
YIELD - TONS/ACRE	1.4	63
PROD. - TONS	51,100	16
FARM VALUE	\$3,533,000	12

ALL HAY 2000

ACRES HARVESTED	43,100	18
YIELD - TONS/ACRE	1.7	76
PROD. - TONS	73,200	30
FARM VALUE	\$5,510,000	26
PASTURE ACREAGE-1997 CENSUS OF AG	339,000	8

LIVESTOCK INVENTORIES

ALL CATTLE, JAN. 1, 2001	51,600	48
COWS THAT HAVE CALVED	21,700	15
BEEF	21,500	10
MILK	200	44
OTHER CATTLE	29,900	51
CATTLE ON FEED-JAN. 1, 2001	2/	
CALVES BORN - 2000	20,500	12
HOGS - DEC. 1, 2000	7,500	31
ALL SHEEP AND LAMBS, JAN 1, 2001	2/	
CHICKENS, DEC. 1, 2000	2/	

INVENTORY VALUES

CATTLE AND CALVES-JAN. 1, 2001	\$35,600,000	48
HOGS AND PIGS-DEC. 1, 2000	\$525,000	31
SHEEP AND LAMBS-JAN. 1, 2001	2/	
CHICKENS-DEC. 1, 2000	2/	

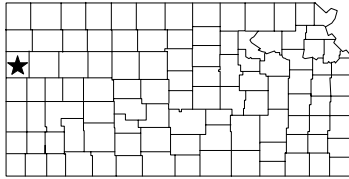
PRODUCTION

MILK-2000-1,000 LBS.	3,100	45
FARM VALUE	\$359,600	45
EGGS-2000 (000)	2/	
FARM VALUE	2/	

1/ DATA NOT PUBLISHED FOR ALL PRACTICES BECAUSE OF INSUFFICIENT REPORTS OR RELATIVE UNIMPORTANCE OF SOME PRACTICES.

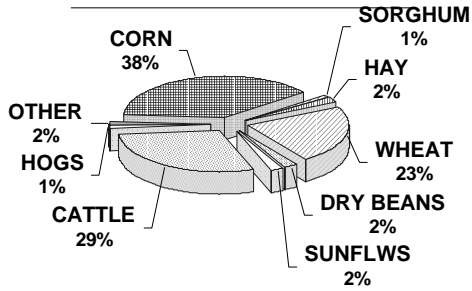
2/ DATA NOT PUBLISHED TO AVOID DISCLOSURE OF INDIVIDUAL REPORTS.

FARM FACTS 2000-2001



RANK IN
STATE

VALUE OF PRODUCTION WALLACE COUNTY



SORGHUM 2000

ACRES PLANTED	10,000	86
ACRES HARV. FOR GRAIN	6,400	90
YIELD - BU./ACRE	33.0	101
PROD. - BU.	211,200	97
FARM VALUE	\$367,400	97
IRRIGATED ACRES HARV.	900	19
YIELD - BU./ACRE	90.0	22
PROD. - BU.	80,800	21
NON-IRRIGATED ACRES HARV.	5,500	58
YIELD - BU./ACRE	24.0	70
PROD. - BU.	130,400	66
ACRES HARV. FOR SILAGE	100	73
YIELD - TONS/ACRE	10.0	37
PROD. - TONS	1,000	78
FARM VALUE	\$17,400	76

SUNFLOWERS 2000

ACRES PLANTED	1/
ACRES HARVESTED	1/
YIELD - LB./ACRE	1/
PROD. - LB.	1/
FARM VALUE	1/

SOYBEANS 2000

ACRES PLANTED	800	100
ACRES HARVESTED	700	100
YIELD - BU./ACRE	33.0	22
PROD. - BU.	22,900	101
FARM VALUE	\$107,000	100
IRRIGATED ACRES HARV.	1/	
YIELD - BU./ACRE	1/	
PROD. - BU.	1/	
NON-IRRIGATED ACRES HARV.	1/	
YIELD - BU./ACRE	1/	
PROD. - BU.	1/	

ALFALFA HAY 2000

ACRES HARVESTED	1,300	100
YIELD - TONS/ACRE	3.5	43
PROD. - TONS	4,600	97
FARM VALUE	\$368,000	99

ALL OTHER HAY 2000

ACRES HARVESTED	5,500	76
YIELD - TONS/ACRE	.9	102
PROD. - TONS	4,900	94
FARM VALUE	\$252,000	95

ALL HAY 2000

ACRES HARVESTED	6,800	97
YIELD - TONS/ACRE	1.4	98
PROD. - TONS	9,500	101
FARM VALUE	\$620,000	101
PASTURE ACREAGE-1997 CENSUS OF AG	218,000	23

LIVESTOCK INVENTORIES

ALL CATTLE, JAN. 1, 2001	23,500	94
COWS THAT HAVE CALVED	8,500	90
BEEF	8,500	56
OTHER CATTLE	15,000	93
CATTLE ON FEED-JAN. 1, 2001	2/	
CALVES BORN - 2000	8,200	89
HOGS - DEC. 1, 2000	2,000	44
ALL SHEEP AND LAMBS, JAN 1, 2001	1,300	16
CHICKENS, DEC. 1, 2000	2/	

INVENTORY VALUES

CATTLE AND CALVES-JAN. 1, 2001	\$16,215,000	94
HOGS AND PIGS-DEC. 1, 2000	\$140,000	44
SHEEP AND LAMBS-JAN. 1, 2001	\$150,000	16
CHICKENS-DEC. 1, 2000	2/	

PRODUCTION

EGGS-2000 (000)	2/
FARM VALUE	2/

1/ DATA NOT PUBLISHED FOR ALL PRACTICES BECAUSE OF INSUFFICIENT REPORTS OR RELATIVE UNIMPORTANCE OF SOME PRACTICES.

2/ DATA NOT PUBLISHED TO AVOID DISCLOSURE OF INDIVIDUAL REPORTS.

08/01 199

RANK IN
STATE

POPULATION-2000-U.S. CENSUS EST.	1,749	104
NO. OF FARMS 2000	280	94
LAND IN FARMS 2000-ACRES	485,000	43
ACRES HARVESTED 2000	159,030	73
VALUE OF CROPS HARV. 2000	\$19,311,200	69
VALUE OF LIVESTOCK PROD. 2000	\$8,244,301	100
PRECIPITATION JAN.-DEC. 2000-IN.	18.58	83
PRECIPITATION LONGTIME AVERAGE-IN.	19.11	95

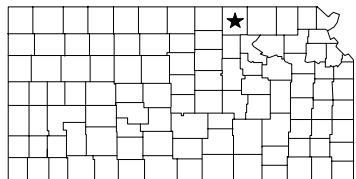
WHEAT 2000

ACRES SEEDED IN 1999	87,000	58
ACRES HARVESTED IN 2000	85,000	56
YIELD-BU./ACRE	28.0	103
PROD-BU.	2,401,000	65
FARM VALUE	\$6,440,000	65
IRRIGATED ACRES HARV.	13,300	13
YIELD - BU./ACRE	43.0	17
PROD. - BU.	573,400	12
CONT. CROP DRYLAND ACRES HARV.	9,600	86
YIELD - BU./ACRE	22.0	104
PROD. - BU.	215,400	100
SUMMER FALLOW ACRES HARV.	62,100	26
YIELD - BU./ACRE	26.0	65
PROD. - BU.	1,612,200	35

CORN 2000

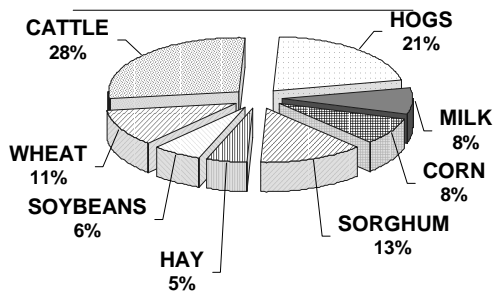
ACRES PLANTED	48,900	26
ACRES HARV. FOR GRAIN	46,400	27
YIELD - BU./ACRE	107.0	59
PROD. - BU.	4,947,000	25
FARM VALUE	\$10,289,500	25
IRRIGATED ACRES HARV.	26,200	22
YIELD - BU./ACRE	161.0	36
PROD. - BU.	4,224,000	22
NON-IRRIGATED ACRES HARV.	20,200	16
YIELD - BU./ACRE	36.0	61
PROD. - BU.	723,000	25
ACRES HARV. FOR SILAGE	700	67
YIELD - TONS/ACRE	20.9	7
PROD. - TONS	14,600	52
FARM VALUE	\$282,600	49

FARM FACTS 2000-2001



RANK IN
STATE

VALUE OF PRODUCTION WASHINGTON COUNTY



201

		RANK IN STATE
POPULATION-2000-U.S. CENSUS EST.	6,483	61
NO. OF FARMS 2000	820	22
LAND IN FARMS 2000-ACRES	533,000	31
ACRES HARVESTED 2000	292,500	14
VALUE OF CROPS HARV. 2000	\$31,124,900	34
VALUE OF LIVESTOCK PROD. 2000	\$40,513,906	18
PRECIPITATION JAN.-DEC. 2000-IN.	22.09	69
PRECIPITATION LONGTIME AVERAGE-IN.	31.80	41

WHEAT 2000

ACRES SEEDED IN 1999	80,000	62
ACRES HARVESTED IN 2000	78,400	62
YIELD-BU./ACRE	38.0	51
PROD.-BU.	3,018,000	60
FARM VALUE	\$8,185,000	60
IRRIGATED ACRES HARV.	1/	
YIELD - BU./ACRE	1/	
PROD. - BU.	1/	
CONT. CROP DRYLAND ACRES HARV.	75,400	27
YIELD - BU./ACRE	39.0	35
PROD. - BU.	2,913,000	27
SUMMER FALLOW ACRES HARV.	3,000	65
YIELD - BU./ACRE	35.0	37
PROD. - BU.	105,000	65

CORN 2000

ACRES PLANTED	38,200	32
ACRES HARV. FOR GRAIN	33,800	35
YIELD - BU./ACRE	75.0	93
PROD. - BU.	2,528,000	47
FARM VALUE	\$4,853,600	47
IRRIGATED ACRES HARV.	3,100	47
YIELD - BU./ACRE	118.0	62
PROD. - BU.	367,000	49
NON-IRRIGATED ACRES HARV.	30,700	8
YIELD - BU./ACRE	70.0	25
PROD. - BU.	2,161,000	4
ACRES HARV. FOR SILAGE	3,900	9
YIELD - TONS/ACRE	8.3	86
PROD. - TONS	32,400	21
FARM VALUE	\$578,200	24

SORGHUM 2000

ACRES PLANTED	75,100	9
ACRES HARV. FOR GRAIN	72,100	7
YIELD - BU./ACRE	70.0	29
PROD. - BU.	5,023,700	3
FARM VALUE	\$8,789,100	4
IRRIGATED ACRES HARV.	1/	
YIELD - BU./ACRE	1/	
PROD. - BU.	1/	
NON-IRRIGATED ACRES HARV.	1/	
YIELD - BU./ACRE	1/	
PROD. - BU.	1/	
ACRES HARV. FOR SILAGE	2,200	5
YIELD - TONS/ACRE	10.7	23
PROD. - TONS	23,500	4
FARM VALUE	\$359,900	4

SUNFLOWERS 2000

ACRES PLANTED	1/
ACRES HARVESTED	1/
YIELD - LB./ACRE	1/
PROD. - LB.	1/
FARM VALUE	1/

SOYBEANS 2000

ACRES PLANTED	70,500	10
ACRES HARVESTED	66,000	6
YIELD - BU./ACRE	15.0	75
PROD. - BU.	981,000	13
FARM VALUE	\$4,605,000	13
IRRIGATED ACRES HARV.	1,900	22
YIELD - BU./ACRE	37.0	32
PROD. - BU.	71,000	23
NON-IRRIGATED ACRES HARV.	64,100	1
YIELD - BU./ACRE	14.0	21
PROD. - BU.	910,000	1

ALFALFA HAY 2000

ACRES HARVESTED	13,000	22
YIELD - TONS/ACRE	2.5	85
PROD. - TONS	33,000	32
FARM VALUE	\$2,299,000	38

ALL OTHER HAY 2000

ACRES HARVESTED	20,800	35
YIELD - TONS/ACRE	1.0	99
PROD. - TONS	21,200	54
FARM VALUE	\$1,316,000	52

ALL HAY 2000

ACRES HARVESTED	33,800	33
YIELD - TONS/ACRE	1.6	83
PROD. - TONS	54,200	51
FARM VALUE	\$3,615,000	55
PASTURE ACREAGE-1997 CENSUS OF AG	214,000	24

LIVESTOCK INVENTORIES

ALL CATTLE, JAN. 1, 2001	68,000	24
COWS THAT HAVE CALVED	27,900	4
BEEF	24,900	4
MILK	3,000	4
OTHER CATTLE	40,100	35
CATTLE ON FEED-JAN. 1, 2001	2/	
CALVES BORN - 2000	25,400	3
HOGS - DEC. 1, 2000	82,600	6
ALL SHEEP AND LAMBS, JAN 1, 2001	2/	
CHICKENS, DEC. 1, 2000	2/	

INVENTORY VALUES

CATTLE AND CALVES-JAN. 1, 2001	\$46,920,000	24
HOGS AND PIGS-DEC. 1, 2000	\$5,782,000	6
SHEEP AND LAMBS-JAN. 1, 2001	2/	
CHICKENS-DEC. 1, 2000	2/	

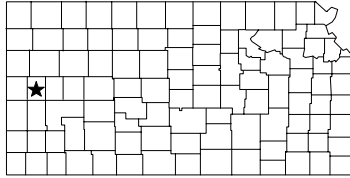
PRODUCTION

MILK-2000-1,000 LBS.	49,000	4
FARM VALUE	\$5,684,000	4
EGGS-2000 (000)	2/	
FARM VALUE	2/	

1/ DATA NOT PUBLISHED FOR ALL PRACTICES BECAUSE OF INSUFFICIENT REPORTS OR RELATIVE UNIMPORTANCE OF SOME PRACTICES.

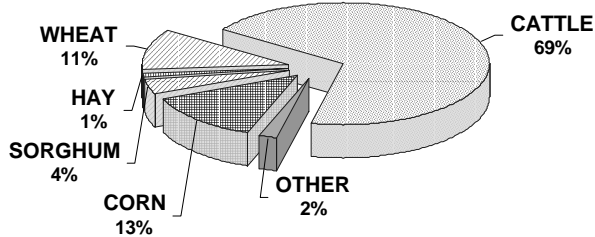
2/ DATA NOT PUBLISHED TO AVOID DISCLOSURE OF INDIVIDUAL REPORTS.

FARM FACTS 2000-2001



RANK IN
STATE

VALUE OF PRODUCTION WICHITA COUNTY



203

SORGHUM 2000

ACRES PLANTED	41,400	35
ACRES HARV. FOR GRAIN	38,500	35
YIELD - BU./ACRE	66.0	37
PROD. - BU.	2,527,500	22
FARM VALUE	\$4,396,800	22
IRRIGATED ACRES HARV.	4,000	7
YIELD - BU./ACRE	101.0	1
PROD. - BU.	403,400	6
NON-IRRIGATED ACRES HARV.	34,500	16
YIELD - BU./ACRE	62.0	38
PROD. - BU.	2,124,100	15
ACRES HARV. FOR SILAGE	1,500	9
YIELD - TONS/ACRE	9.1	61
PROD. - TONS	13,600	11
FARM VALUE	\$236,000	11

SUNFLOWERS 2000

ACRES PLANTED	2,400	16
ACRES HARVESTED	2,300	16
YIELD - LB./ACRE	1,130	15
PROD. - LB.	2,600,000	16
FARM VALUE	\$171,900	16

SOYBEANS 2000

ACRES PLANTED	3,800	85
ACRES HARVESTED	3,700	85
YIELD - BU./ACRE	33.0	22
PROD. - BU.	122,700	76
FARM VALUE	\$571,000	76
IRRIGATED ACRES HARV.	1/	
YIELD - BU./ACRE	1/	
PROD. - BU.	1/	
NON-IRRIGATED ACRES HARV.	1/	
YIELD - BU./ACRE	1/	
PROD. - BU.	1/	

ALFALFA HAY 2000

ACRES HARVESTED	3,400	75
YIELD - TONS/ACRE	3.3	52
PROD. - TONS	11,300	74
FARM VALUE	\$904,000	74

ALL OTHER HAY 2000

ACRES HARVESTED	4,000	87
YIELD - TONS/ACRE	2.4	8
PROD. - TONS	9,500	78
FARM VALUE	\$489,000	79

ALL HAY 2000

ACRES HARVESTED	7,400	94
YIELD - TONS/ACRE	2.8	30
PROD. - TONS	20,800	97
FARM VALUE	\$1,393,000	98
PASTURE ACREAGE-1997 CENSUS OF AG	92,000	86

LIVESTOCK INVENTORIES

ALL CATTLE, JAN. 1, 2001	2/	
COWS THAT HAVE CALVED	2/	
BEEF	2/	
MILK	2/	
OTHER CATTLE	2/	
CATTLE ON FEED-JAN. 1, 2001	2/	
CALVES BORN - 2000	2/	
HOGS - DEC. 1, 2000	97,000	3
ALL SHEEP AND LAMBS, JAN 1, 2001	2/	
CHICKENS, DEC. 1, 2000	2/	

INVENTORY VALUES

CATTLE AND CALVES-JAN. 1, 2001	2/	
HOGS AND PIGS-DEC. 1, 2000	\$6,790,000	3
SHEEP AND LAMBS-JAN. 1, 2001	2/	
CHICKENS-DEC. 1, 2000	2/	

PRODUCTION

MILK-2000-1,000 LBS.	2/	
FARM VALUE	2/	
EGGS-2000 (000)	2/	
FARM VALUE	2/	

1/ DATA NOT PUBLISHED FOR ALL PRACTICES BECAUSE OF INSUFFICIENT REPORTS OR RELATIVE UNIMPORTANCE OF SOME PRACTICES.

2/ DATA NOT PUBLISHED TO AVOID DISCLOSURE OF INDIVIDUAL REPORTS.

RANK IN
STATE

POPULATION-2000-U.S. CENSUS EST.	2,531	98
NO. OF FARMS 2000	300	89
LAND IN FARMS 2000-ACRES	457,000	51
ACRES HARVESTED 2000	239,970	36
VALUE OF CROPS HARV. 2000	\$33,694,000	31
VALUE OF LIVESTOCK PROD. 2000	\$77,953,901	8
PRECIPITATION JAN.-DEC. 2000-IN.	21.71	71
PRECIPITATION LONGTIME AVERAGE-IN.	17.12	99

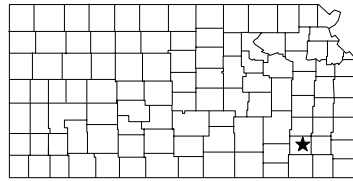
WHEAT 2000

ACRES SEEDDED IN 1999	146,000	20
ACRES HARVESTED IN 2000	140,100	21
YIELD-BU./ACRE	32.0	92
PROD-BU.	4,550,000	30
FARM VALUE	\$12,200,000	30
IRRIGATED ACRES HARV.	19,900	10
YIELD - BU./ACRE	43.0	17
PROD. - BU.	849,700	10
CONT. CROP DRYLAND ACRES HARV.	18,600	63
YIELD - BU./ACRE	30.0	88
PROD. - BU.	562,700	68
SUMMER FALLOW ACRES HARV.	101,600	11
YIELD - BU./ACRE	31.0	55
PROD. - BU.	3,137,600	17

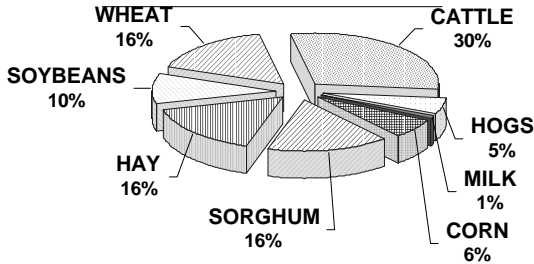
CORN 2000

ACRES PLANTED	45,900	28
ACRES HARV. FOR GRAIN	37,100	30
YIELD - BU./ACRE	141.0	22
PROD. - BU.	5,225,000	24
FARM VALUE	\$10,867,700	22
IRRIGATED ACRES HARV.	29,400	19
YIELD - BU./ACRE	167.0	24
PROD. - BU.	4,899,000	18
NON-IRRIGATED ACRES HARV.	7,700	33
YIELD - BU./ACRE	42.0	57
PROD. - BU.	326,000	39
ACRES HARV. FOR SILAGE	7,800	1
YIELD - TONS/ACRE	24.8	1
PROD. - TONS	193,300	1
FARM VALUE	\$3,741,800	1

FARM FACTS 2000-2001



VALUE OF PRODUCTION WILSON COUNTY



205

RANK IN
STATE

SORGHUM 2000

ACRES PLANTED	28,400	52
ACRES HARV. FOR GRAIN	27,800	49
YIELD - BU./ACRE	90.0	5
PROD. - BU.	2,500,100	23
FARM VALUE	\$4,249,100	24
IRRIGATED ACRES HARV.	1/	
YIELD - BU./ACRE	1/	
PROD. - BU.	1/	
NON-IRRIGATED ACRES HARV.	27,800	18
YIELD - BU./ACRE	90.0	5
PROD. - BU.	2,500,100	9
ACRES HARV. FOR SILAGE	1/	
YIELD - TONS/ACRE	1/	
PROD. - TONS	1/	
FARM VALUE	1/	

SUNFLOWERS 2000

ACRES PLANTED	1/
ACRES HARVESTED	1/
YIELD - LB./ACRE	1/
PROD. - LB.	1/
FARM VALUE	1/

SOYBEANS 2000

ACRES PLANTED	65,900	14
ACRES HARVESTED	49,400	15
YIELD - BU./ACRE	11.0	89
PROD. - BU.	547,600	33
FARM VALUE	\$2,629,000	33
IRRIGATED ACRES HARV.	1/	
YIELD - BU./ACRE	1/	
PROD. - BU.	1/	
NON-IRRIGATED ACRES HARV.	1/	
YIELD - BU./ACRE	1/	
PROD. - BU.	1/	

ALFALFA HAY 2000

ACRES HARVESTED	4,500	64
YIELD - TONS/ACRE	3.3	52
PROD. - TONS	15,000	67
FARM VALUE	\$1,236,500	67

ALL OTHER HAY 2000

ACRES HARVESTED	34,400	17
YIELD - TONS/ACRE	1.4	63
PROD. - TONS	47,000	17
FARM VALUE	\$3,088,000	17

ALL HAY 2000

ACRES HARVESTED	38,900	22
YIELD - TONS/ACRE	1.6	83
PROD. - TONS	62,000	45
FARM VALUE	\$4,324,500	43
PASTURE ACREAGE-1997 CENSUS OF AG	134,000	64

LIVESTOCK INVENTORIES

ALL CATTLE, JAN. 1, 2001	30,800	88
COWS THAT HAVE CALVED	17,400	43
BEEF	2/	
MILK	2/	
OTHER CATTLE	13,400	94
CATTLE ON FEED-JAN. 1, 2001	2/	
CALVES BORN - 2000	16,000	41
HOGS - DEC. 1, 2000	2/	
ALL SHEEP AND LAMBS, JAN 1, 2001	2/	
CHICKENS, DEC. 1, 2000	2/	

INVENTORY VALUES

CATTLE AND CALVES-JAN. 1, 2001	\$21,250,000	88
HOGS AND PIGS-DEC. 1, 2000	2/	
SHEEP AND LAMBS-JAN. 1, 2001	2/	
CHICKENS-DEC. 1, 2000	2/	

PRODUCTION

MILK-2000-1,000 LBS.	2/
FARM VALUE	2/
EGGS-2000 (000)	2/
FARM VALUE	2/

1/ DATA NOT PUBLISHED FOR ALL PRACTICES BECAUSE OF INSUFFICIENT REPORTS OR RELATIVE UNIMPORTANCE OF SOME PRACTICES.

2/ DATA NOT PUBLISHED TO AVOID DISCLOSURE OF INDIVIDUAL REPORTS.

		RANK IN STATE
POPULATION-2000-U.S. CENSUS EST.	10,332	42
NO. OF FARMS 2000	540	51
LAND IN FARMS 2000-ACRES	311,000	89
ACRES HARVESTED 2000	163,050	70
VALUE OF CROPS HARV. 2000	\$17,070,600	78
VALUE OF LIVESTOCK PROD. 2000	\$10,176,403	98
PRECIPITATION JAN.-DEC. 2000-IN.	38.97	7
PRECIPITATION LONGTIME AVERAGE-IN.	38.78	17

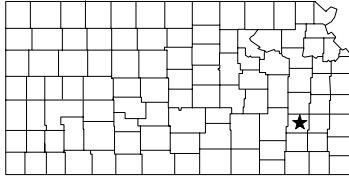
WHEAT 2000

ACRES SEEDED IN 1999	38,600	74
ACRES HARVESTED IN 2000	38,000	73
YIELD-BU./ACRE	42.0	19
PROD.-BU.	1,594,000	72
FARM VALUE	\$4,225,000	72
IRRIGATED ACRES HARV.	1/	
YIELD - BU./ACRE	1/	
PROD. - BU.	1/	
CONT. CROP DRYLAND ACRES HARV.	38,000	39
YIELD - BU./ACRE	42.0	15
PROD. - BU.	1,594,000	34
SUMMER FALLOW ACRES HARV.	1/	
YIELD - BU./ACRE	1/	
PROD. - BU.	1/	

CORN 2000

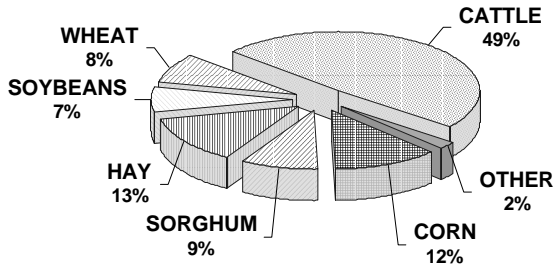
ACRES PLANTED	7,500	85
ACRES HARV. FOR GRAIN	7,000	84
YIELD - BU./ACRE	109.0	58
PROD. - BU.	763,000	82
FARM VALUE	\$1,464,900	82
IRRIGATED ACRES HARV.	1/	
YIELD - BU./ACRE	1/	
PROD. - BU.	1/	
NON-IRRIGATED ACRES HARV.	1/	
YIELD - BU./ACRE	1/	
PROD. - BU.	1/	
ACRES HARV. FOR SILAGE	400	80
YIELD - TONS/ACRE	9.0	76
PROD. - TONS	3,600	80
FARM VALUE	\$65,300	81

FARM FACTS 2000-2001



RANK IN
STATE

VALUE OF PRODUCTION WOODSON COUNTY



207

SORGHUM 2000

ACRES PLANTED	12,100	81
ACRES HARV. FOR GRAIN	12,000	79
YIELD - BU./ACRE	99.0	1
PROD. - BU.	1,188,700	59
FARM VALUE	\$2,020,300	61
IRRIGATED ACRES HARV.	1/	
YIELD - BU./ACRE	1/	
PROD. - BU.	1/	
NON-IRRIGATED ACRES HARV.	12,000	46
YIELD - BU./ACRE	99.0	1
PROD. - BU.	1,188,700	27
ACRES HARV. FOR SILAGE	1/	
YIELD - TONS/ACRE	1/	
PROD. - TONS	1/	
FARM VALUE	1/	

SUNFLOWERS 2000

ACRES PLANTED	1/
ACRES HARVESTED	1/
YIELD - LB./ACRE	1/
PROD. - LB.	1/
FARM VALUE	1/

SOYBEANS 2000

ACRES PLANTED	35,100	38
ACRES HARVESTED	27,500	38
YIELD - BU./ACRE	12.0	88
PROD. - BU.	341,800	57
FARM VALUE	\$1,642,000	57
IRRIGATED ACRES HARV.	1/	
YIELD - BU./ACRE	1/	
PROD. - BU.	1/	
NON-IRRIGATED ACRES HARV.	1/	
YIELD - BU./ACRE	1/	
PROD. - BU.	1/	

ALFALFA HAY 2000

ACRES HARVESTED	1,400	99
YIELD - TONS/ACRE	4.6	19
PROD. - TONS	6,500	90
FARM VALUE	\$536,000	91

ALL OTHER HAY 2000

ACRES HARVESTED	30,400	26
YIELD - TONS/ACRE	1.2	84
PROD. - TONS	36,400	33
FARM VALUE	\$2,391,500	29

ALL HAY 2000

ACRES HARVESTED	31,800	36
YIELD - TONS/ACRE	1.3	101
PROD. - TONS	42,900	67
FARM VALUE	\$2,927,500	67
PASTURE ACREAGE-1997 CENSUS OF AG	146,000	54

LIVESTOCK INVENTORIES

ALL CATTLE, JAN. 1, 2001	32,300	83
COWS THAT HAVE CALVED	12,100	69
BEEF	12,100	43
OTHER CATTLE	20,200	80
CATTLE ON FEED-JAN. 1, 2001	2/	
CALVES BORN - 2000	11,100	68
HOGS - DEC. 1, 2000	2/	
ALL SHEEP AND LAMBS, JAN 1, 2001	1,200	20
CHICKENS, DEC. 1, 2000	2/	

INVENTORY VALUES

CATTLE AND CALVES-JAN. 1, 2001	\$22,290,000	83
HOGS AND PIGS-DEC. 1, 2000	2/	
SHEEP AND LAMBS-JAN. 1, 2001	\$138,000	20
CHICKENS-DEC. 1, 2000	2/	

PRODUCTION

EGGS-2000 (000)	2/
FARM VALUE	2/

1/ DATA NOT PUBLISHED FOR ALL PRACTICES BECAUSE OF INSUFFICIENT REPORTS OR RELATIVE UNIMPORTANCE OF SOME PRACTICES.

2/ DATA NOT PUBLISHED TO AVOID DISCLOSURE OF INDIVIDUAL REPORTS.

08/01 207

RANK IN
STATE

POPULATION-2000-U.S. CENSUS EST.	3,788	80
NO. OF FARMS 2000	360	84
LAND IN FARMS 2000-ACRES	264,000	96
ACRES HARVESTED 2000	99,310	95
VALUE OF CROPS HARV. 2000	\$10,928,900	95
VALUE OF LIVESTOCK PROD. 2000	\$11,191,301	89
PRECIPITATION JAN.-DEC. 2000-IN.	34.09	21
PRECIPITATION LONGTIME AVERAGE-IN.	41.67	4

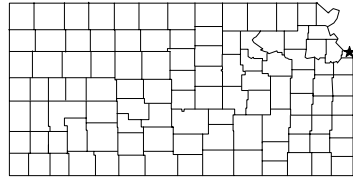
WHEAT 2000

ACRES SEEDED IN 1999	15,500	85
ACRES HARVESTED IN 2000	15,200	83
YIELD-BU./ACRE	43.0	12
PROD-BU.	651,000	84
FARM VALUE	\$1,725,000	84
IRRIGATED ACRES HARV.	1/	
YIELD - BU./ACRE	1/	
PROD. - BU.	1/	
CONT. CROP DRYLAND ACRES HARV.	15,200	71
YIELD - BU./ACRE	43.0	11
PROD. - BU.	651,000	61
SUMMER FALLOW ACRES HARV.	1/	
YIELD - BU./ACRE	1/	
PROD. - BU.	1/	

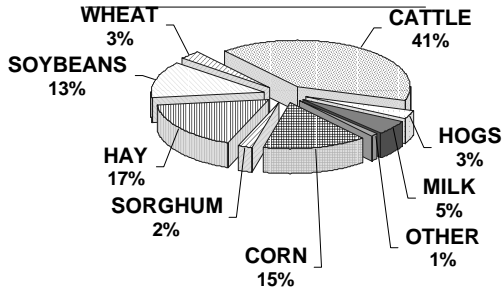
CORN 2000

ACRES PLANTED	12,200	73
ACRES HARV. FOR GRAIN	12,100	70
YIELD - BU./ACRE	111.0	56
PROD. - BU.	1,339,000	65
FARM VALUE	\$2,570,800	65
IRRIGATED ACRES HARV.	1/	
YIELD - BU./ACRE	1/	
PROD. - BU.	1/	
NON-IRRIGATED ACRES HARV.	1/	
YIELD - BU./ACRE	1/	
PROD. - BU.	1/	
ACRES HARV. FOR SILAGE	1/	
YIELD - TONS/ACRE	1/	
PROD. - TONS	1/	
FARM VALUE	1/	

FARM FACTS 2000-2001



VALUE OF PRODUCTION WYANDOTTE COUNTY



209

		RANK IN STATE
POPULATION-2000-U.S. CENSUS EST.	157,882	4
NO. OF FARMS 2000	200	105
LAND IN FARMS 2000-ACRES	25,000	105
ACRES HARVESTED 2000	12,800	105
VALUE OF CROPS HARV. 2000	\$1,371,400	105
VALUE OF LIVESTOCK PROD. 2000	\$1,356,101	105
PRECIPITATION JAN.-DEC. 2000-IN.	33.78	23
PRECIPITATION LONGTIME AVERAGE-IN.	37.62	21

WHEAT 2000

ACRES SEEDED IN 1999	700	105
ACRES HARVESTED IN 2000	600	105
YIELD-BU./ACRE	42.0	19
PROD.-BU.	25,000	105
FARM VALUE	\$70,000	105
IRRIGATED ACRES HARV.	1/	
YIELD - BU./ACRE	1/	
PROD. - BU.	1/	
CONT. CROP DRYLAND ACRES HARV.	600	105
YIELD - BU./ACRE	42.0	15
PROD. - BU.	25,000	105
SUMMER FALLOW ACRES HARV.	1/	
YIELD - BU./ACRE	1/	
PROD. - BU.	1/	

CORN 2000

ACRES PLANTED	2,700	97
ACRES HARV. FOR GRAIN	1,900	99
YIELD - BU./ACRE	100.0	68
PROD. - BU.	190,000	99
FARM VALUE	\$349,600	100
IRRIGATED ACRES HARV.	1/	
YIELD - BU./ACRE	1/	
PROD. - BU.	1/	
NON-IRRIGATED ACRES HARV.	1/	
YIELD - BU./ACRE	1/	
PROD. - BU.	1/	
ACRES HARV. FOR SILAGE	300	82
YIELD - TONS/ACRE	10.0	66
PROD. - TONS	3,000	86
FARM VALUE	\$50,800	86

08/01 209

RANK IN STATE

SORGHUM 2000

ACRES PLANTED	500	104
ACRES HARV. FOR GRAIN	500	104
YIELD - BU./ACRE	70.0	29
PROD. - BU.	35,000	104
FARM VALUE	\$59,800	104
IRRIGATED ACRES HARV.	1/	
YIELD - BU./ACRE	1/	
PROD. - BU.	1/	
NON-IRRIGATED ACRES HARV.	500	69
YIELD - BU./ACRE	70.0	27
PROD. - BU.	35,000	68
ACRES HARV. FOR SILAGE	1/	
YIELD - TONS/ACRE	1/	
PROD. - TONS	1/	
FARM VALUE	1/	

SUNFLOWERS 2000

ACRES PLANTED	1/
ACRES HARVESTED	1/
YIELD - LB./ACRE	1/
PROD. - LB.	1/
FARM VALUE	1/

SOYBEANS 2000

ACRES PLANTED	4,600	83
ACRES HARVESTED	4,000	83
YIELD - BU./ACRE	19.0	64
PROD. - BU.	75,600	87
FARM VALUE	\$359,000	87
IRRIGATED ACRES HARV.	1/	
YIELD - BU./ACRE	1/	
PROD. - BU.	1/	
NON-IRRIGATED ACRES HARV.	1/	
YIELD - BU./ACRE	1/	
PROD. - BU.	1/	

ALFALFA HAY 2000

ACRES HARVESTED	400	105
YIELD - TONS/ACRE	2.0	102
PROD. - TONS	800	105
FARM VALUE	\$72,500	105

ALL OTHER HAY 2000

ACRES HARVESTED	5,000	78
YIELD - TONS/ACRE	1.5	55
PROD. - TONS	7,600	81
FARM VALUE	\$400,000	85

ALL HAY 2000

ACRES HARVESTED	5,400	100
YIELD - TONS/ACRE	1.6	83
PROD. - TONS	8,400	102
FARM VALUE	\$472,500	103
PASTURE ACREAGE-1997 CENSUS OF AG	7,000	105

LIVESTOCK INVENTORIES

ALL CATTLE, JAN. 1, 2001	3,200	100
COWS THAT HAVE CALVED	1,500	100
BEEF	2/	
MILK	2/	
OTHER CATTLE	1,700	100
CATTLE ON FEED-JAN. 1, 2001	2/	
CALVES BORN - 2000	1,400	100
HOGS - DEC. 1, 2000	2/	
ALL SHEEP AND LAMBS, JAN 1, 2001	2/	
CHICKENS, DEC. 1, 2000	2/	

INVENTORY VALUES

CATTLE AND CALVES-JAN. 1, 2001	\$2,210,000	100
HOGS AND PIGS-DEC. 1, 2000	2/	
SHEEP AND LAMBS-JAN. 1, 2001	2/	
CHICKENS-DEC. 1, 2000	2/	

PRODUCTION

MILK-2000-1,000 LBS.	2/
FARM VALUE	2/
EGGS-2000 (000)	2/
FARM VALUE	2/

1/ DATA NOT PUBLISHED FOR ALL PRACTICES BECAUSE OF INSUFFICIENT REPORTS OR RELATIVE UNIMPORTANCE OF SOME PRACTICES.

2/ DATA NOT PUBLISHED TO AVOID DISCLOSURE OF INDIVIDUAL REPORTS.

08/01 209

