

**Table 1. Summary Statistics: 1997 and Earlier Years**

[Detail may not add to total because of rounding. For meaning of abbreviations and symbols, see introductory text. For explanation of terms, see Appendix A]

Year	Establishments (number)	Proprietors and partners (number)	Unpaid family workers <sup>1</sup> (number)	All employees+		Value added by manufacture (\$1,000)	Cost of materials (\$1,000)	Value of shipments (\$1,000)
				Total (number)	Payroll (\$1,000)			
1997 .....	2 092	601	108	163 605	3 318 862	36 426 559	10 343 299	46 875 995
1992 .....	2 258	583	110	158 181	2 706 515	22 736 655	8 622 651	31 325 784
1987 .....	2 328	552	167	149 968	1 945 702	13 708 801	9 451 687	23 130 334
1982 .....	2 285	362	117	143 218	1 573 023	8 605 601	7 198 725	15 906 419
1977 .....	2 297	276	N	146 861	996 984	4 097 156	6 042 363	10 137 143
1972 .....	2 340	638	N	149 748	616 756	1 915 432	2 237 607	4 143 581
1967 .....	2 367	955	N	121 537	371 847	1 002 817	N	2 272 647
1963 .....	2 243	1 079	N	98 597	241 021	620 815	N	1 480 379
1958 .....	2 042	1 181	N	71 188	132 169	292 142	N	774 351
1954 .....	1 938	1 298	N	69 022	83 263	199 706	N	481 133

<sup>1</sup>First collected in 1982.

**Table 2. Summary Statistics by Employment Size of Establishments: 1997 and 1992**

[Detail may not add to total because of rounding. For meaning of abbreviations and symbols, see introductory text. For explanation of terms, see Appendix A]

Employment size	Establishments (number)	Proprietors and partners (number)	Unpaid family workers (number)	All employees+		Value added by manufacture (\$1,000)	Cost of materials (\$1,000)	Value of shipments (\$1,000)
				Total (number)	Payroll (\$1,000)			
<b>1997</b>								
<b>All manufacturing establishments .....</b>	<b>2 092</b>	<b>601</b>	<b>108</b>	<b>163 605</b>	<b>3 318 862</b>	<b>36 426 559</b>	<b>10 343 299</b>	<b>46 875 995</b>
Establishments with an average of—								
1 to 4 employees .....	545	413	71	1 314	12 402	74 468	43 076	115 575
5 to 9 employees .....	266	99	11	1 817	23 389	102 614	69 413	171 258
10 to 19 employees .....	379	70	17	5 237	70 631	361 316	206 944	562 016
20 to 49 employees .....	384	19	9	12 004	186 606	1 440 086	795 441	2 224 613
50 to 99 employees .....	168	—	—	11 813	204 553	1 714 258	735 702	2 442 466
100 to 249 employees .....	167	—	—	26 454	558 554	6 966 466	2 287 193	9 302 234
250 to 499 employees .....	109	—	—	38 303	843 626	7 966 749	2 535 724	10 503 543
500 employees or more .....	74	—	—	66 663	1 419 101	17 800 602	3 669 806	21 554 290
<b>1992</b>								
<b>All manufacturing establishments .....</b>	<b>2 258</b>	<b>583</b>	<b>110</b>	<b>158 181</b>	<b>2 706 515</b>	<b>22 736 655</b>	<b>8 622 651</b>	<b>31 325 784</b>
Establishments with an average of—								
1 to 4 employees .....	685	414	64	1 367	12 170	88 326	139 639	227 985
5 to 9 employees .....	280	88	26	1 892	19 270	102 240	71 533	173 777
10 to 19 employees .....	333	47	16	4 608	55 954	291 211	191 350	482 915
20 to 49 employees .....	384	19	4	11 817	156 616	844 522	421 765	1 259 923
50 to 99 employees .....	193	9	—	13 741	206 029	1 374 227	943 573	2 364 418
100 to 249 employees .....	205	4	—	32 709	559 310	5 710 537	1 606 946	7 314 124
250 to 499 employees .....	111	2	—	38 536	699 387	5 651 283	2 679 456	8 305 884
500 employees or more .....	67	—	—	53 511	997 779	8 674 309	2 568 389	11 196 758

**Table 3. Summary Statistics by Major Group: 1997 and 1992**

[Detail may not add to total because of rounding. For meaning of abbreviations and symbols, see introductory text. For explanation of terms, see Appendix A]

SIC code	Major group	Establishments (number)	Proprietors and partners (number)	Unpaid family workers (number)	All employees+		Value added by manufacture (\$1,000)	Cost of materials (\$1,000)	Value of shipments (\$1,000)
					Total (number)	Payroll (\$1,000)			
<b>1997</b>									
	<b>All manufacturing industries .....</b>	<b>2 092</b>	<b>601</b>	<b>108</b>	<b>163 605</b>	<b>3 318 862</b>	<b>36 426 559</b>	<b>10 343 299</b>	<b>46 875 995</b>
20	Food and kindred products .....	287	94	14	18 094	351 826	3 531 542	1 803 389	5 332 954
21	Tobacco products .....	4	D	-	g	D	D	D	D
22	Textile mill products .....	20	8	2	2 555	31 872	88 871	37 925	129 403
23	Apparel and other textile products .....	223	55	15	21 818	232 521	678 159	404 493	1 079 676
24	Lumber and wood products .....	117	D	D	g	D	D	D	D
25	Furniture and fixtures .....	146	65	7	2 472	29 659	96 817	68 687	164 696
26	Paper and allied products .....	41	2	1	2 152	42 773	162 318	120 756	283 326
27	Printing and publishing .....	208	93	27	6 469	126 166	430 227	283 899	712 753
28	Chemicals and allied products .....	186	11	2	37 860	1 149 498	21 392 844	3 918 796	25 418 347
29	Petroleum and coal products .....	28	-	3	1 555	48 571	848 676	378 763	1 219 881
30	Rubber and miscellaneous plastics products .....	71	5	1	4 924	86 935	376 623	235 817	612 657
31	Leather and leather products .....	25	4	-	5 752	80 296	218 489	205 236	426 102
32	Stone, clay, and glass products .....	159	37	5	5 298	105 978	565 171	160 728	726 497
33	Primary metal industries .....	24	7	1	727	13 176	76 506	36 890	110 867
34	Fabricated metal products .....	229	87	11	6 048	90 851	404 836	213 587	622 875
35	Industrial machinery and equipment .....	78	29	5	4 301	106 766	2 665 239	261 965	2 940 021
36	Electronic and other electrical equipment .....	87	6	1	24 931	455 767	2 896 516	1 470 920	4 360 154
37	Transportation equipment .....	34	9	2	1 484	26 890	117 507	46 508	165 779
38	Instruments and related products .....	64	3	-	12 260	254 923	1 521 030	556 012	2 076 645
39	Miscellaneous manufacturing industries .....	61	18	3	2 208	38 704	163 802	54 881	217 551
<b>1992</b>									
	<b>All manufacturing industries .....</b>	<b>2 258</b>	<b>583</b>	<b>110</b>	<b>158 181</b>	<b>2 706 515</b>	<b>22 736 655</b>	<b>8 622 651</b>	<b>31 325 784</b>
20	Food and kindred products .....	331	127	41	20 193	310 293	3 677 093	1 574 625	5 240 042
21	Tobacco products .....	6	D	D	D	D	D	D	D
22	Textile mill products .....	26	5	3	3 324	34 811	105 626	74 883	180 064
23	Apparel and other textile products .....	285	54	9	31 320	312 315	900 183	507 445	1 412 329
24	Lumber and wood products .....	106	D	D	D	D	D	D	D
25	Furniture and fixtures .....	143	55	10	2 310	22 515	112 589	66 800	179 410
26	Paper and allied products .....	55	7	1	2 732	43 793	171 795	150 716	321 621
27	Printing and publishing .....	192	72	17	4 121	82 303	325 177	126 421	448 343
28	Chemicals and allied products .....	190	17	-	31 161	861 317	11 014 927	2 212 983	13 253 432
29	Petroleum and coal products .....	24	-	-	1 562	47 162	1 055 516	680 782	1 707 480
30	Rubber and miscellaneous plastics products .....	92	10	1	4 252	65 782	243 964	172 123	415 654
31	Leather and leather products .....	31	3	-	5 785	64 976	226 890	164 212	387 524
32	Stone, clay, and glass products .....	174	44	3	4 517	81 267	318 760	198 365	518 629
33	Primary metal industries .....	27	D	D	D	D	D	D	D
34	Fabricated metal products .....	211	53	11	4 924	67 393	313 449	173 615	492 049
35	Industrial machinery and equipment .....	74	19	3	5 373	109 514	702 396	598 595	1 292 020
36	Electronic and other electrical equipment .....	114	6	1	17 224	277 196	1 691 770	1 097 242	2 778 994
37	Transportation equipment .....	34	10	1	1 315	20 515	98 584	51 504	151 466
38	Instruments and related products .....	65	1	-	12 398	220 346	1 296 702	578 401	1 873 789
39	Miscellaneous manufacturing industries .....	78	23	1	2 754	39 706	215 247	51 040	264 752

**Table 4. Selected Statistics by Legal Form of Organization for Major Groups: 1997 and 1992**

[Detail may not add to total because of rounding. For meaning of abbreviations and symbols, see introductory text. For explanation of terms, see Appendix A]

SIC code	Major group and legal form of organization	Establishments (number)	All employees+		Value added by manufacture (\$1,000)	Value of shipments (\$1,000)
			Total (number)	Payroll (\$1,000)		
<b>1997</b>	<b>All manufacturing industries</b> .....	<b>2 092</b>	<b>163 605</b>	<b>3 318 862</b>	<b>36 426 559</b>	<b>46 875 995</b>
	Individual proprietors .....	542	h	D	D	D
	Corporations .....	1 528	160 380	3 279 380	36 018 662	46 394 297
	Type of corporation:					
	Domestic .....	782	51 885	865 536	5 269 817	7 381 961
	Nondomestic under section 936 .....	232	66 824	1 610 141	26 229 049	32 242 584
	Nondomestic under section 30A .....	19	7 266	173 742	1 236 218	1 607 458
	Other nondomestic .....	58	4 955	99 219	821 212	1 208 139
	Not reported .....	437	29 450	530 742	2 462 366	3 954 155
	Other types of legal form of organization <sup>1</sup> .....	22	f	D	D	D
<b>20</b>	<b>Food and kindred products</b> .....	<b>287</b>	<b>18 094</b>	<b>351 826</b>	<b>3 531 542</b>	<b>5 332 954</b>
	Individual proprietors .....	83	e	D	D	D
	Corporations .....	200	17 638	348 560	3 515 226	5 307 602
	Type of corporation:					
	Domestic .....	104	7 799	126 390	716 025	1 077 654
	Nondomestic under section 936 .....	28	6 456	151 626	2 447 572	3 672 002
	Nondomestic under section 30A .....	1	e	D	D	D
	Other nondomestic .....	5	e	D	D	D
	Not reported .....	62	h	D	D	D
	Other types of legal form of organization <sup>1</sup> .....	4	b	D	D	D
<b>21</b>	<b>Tobacco products</b> .....	<b>4</b>	<b>g</b>	<b>D</b>	<b>D</b>	<b>D</b>
	Individual proprietors .....	1	a	D	D	D
	Corporations .....	3	g	D	D	D
	Type of corporation:					
	Domestic .....	1	a	D	D	D
	Nondomestic under section 936 .....	—	—	—	—	—
	Nondomestic under section 30A .....	2	g	D	D	D
	Other nondomestic .....	—	—	—	—	—
	Not reported .....	—	—	—	—	—
	Other types of legal form of organization <sup>1</sup> .....	—	—	—	—	—
<b>22</b>	<b>Textile mill products</b> .....	<b>20</b>	<b>2 555</b>	<b>31 872</b>	<b>88 871</b>	<b>129 403</b>
	Individual proprietors .....	5	a	D	D	D
	Corporations .....	14	h	D	D	D
	Type of corporation:					
	Domestic .....	7	1 053	11 313	31 354	56 567
	Nondomestic under section 936 .....	2	c	D	D	D
	Nondomestic under section 30A .....	1	g	D	D	D
	Other nondomestic .....	—	—	—	—	—
	Not reported .....	4	c	D	D	D
	Other types of legal form of organization <sup>1</sup> .....	1	a	D	D	D
<b>23</b>	<b>Apparel and other textile products</b> .....	<b>223</b>	<b>21 818</b>	<b>232 521</b>	<b>678 159</b>	<b>1 079 676</b>
	Individual proprietors .....	46	e	D	D	D
	Corporations .....	176	21 504	230 343	670 767	1 069 945
	Type of corporation:					
	Domestic .....	87	9 857	102 545	272 761	415 759
	Nondomestic under section 936 .....	30	7 213	83 158	284 699	467 280
	Nondomestic under section 30A .....	6	606	5 935	11 536	13 988
	Other nondomestic .....	5	281	2 938	4 230	8 210
	Not reported .....	48	3 547	35 767	97 541	164 708
	Other types of legal form of organization <sup>1</sup> .....	1	b	D	D	D
<b>24</b>	<b>Lumber and wood products</b> .....	<b>117</b>	<b>g</b>	<b>D</b>	<b>D</b>	<b>D</b>
	Individual proprietors .....	62	c	D	D	D
	Corporations .....	55	g	D	D	D
	Type of corporation:					
	Domestic .....	32	f	D	D	D
	Nondomestic under section 936 .....	—	—	—	—	—
	Nondomestic under section 30A .....	—	—	—	—	—
	Other nondomestic .....	—	—	—	—	—
	Not reported .....	23	292	2 918	21 656	29 055
	Other types of legal form of organization <sup>1</sup> .....	—	—	—	—	—
<b>25</b>	<b>Furniture and fixtures</b> .....	<b>146</b>	<b>2 472</b>	<b>29 659</b>	<b>96 817</b>	<b>164 696</b>
	Individual proprietors .....	59	e	D	D	D
	Corporations .....	83	g	D	D	D
	Type of corporation:					
	Domestic .....	39	1 394	17 111	53 200	88 197
	Nondomestic under section 936 .....	1	b	D	D	D
	Nondomestic under section 30A .....	—	—	—	—	—
	Other nondomestic .....	6	c	D	D	D
	Not reported .....	37	602	7 449	24 193	42 929
	Other types of legal form of organization <sup>1</sup> .....	4	b	D	D	D

See footnotes at end of table.

**Table 4. Selected Statistics by Legal Form of Organization for Major Groups: 1997 and 1992—Con.**

[Detail may not add to total because of rounding. For meaning of abbreviations and symbols, see introductory text. For explanation of terms, see Appendix A]

SIC code	Major group and legal form of organization	Establishments (number)	All employees+		Value added by manufacture (\$1,000)	Value of shipments (\$1,000)
			Total (number)	Payroll (\$1,000)		
<b>1997—Con.</b>						
<b>26</b>	<b>Paper and allied products</b> .....	<b>41</b>	<b>2 152</b>	<b>42 773</b>	<b>162 318</b>	<b>283 326</b>
	Individual proprietors .....	2	a	D	D	D
	Corporations .....	39	g	D	D	D
	Type of corporation:					
	Domestic .....	25	1 245	24 634	91 248	176 379
	Nondomestic under section 936 .....	4	f	D	D	D
	Nondomestic under section 30A .....	1	a	D	D	D
	Other nondomestic .....	1	b	D	D	D
	Not reported .....	8	e	D	D	D
	Other types of legal form of organization <sup>1</sup> .....	—	—	—	—	—
<b>27</b>	<b>Printing and publishing</b> .....	<b>208</b>	<b>6 469</b>	<b>126 166</b>	<b>430 227</b>	<b>712 753</b>
	Individual proprietors .....	83	313	3 177	10 519	17 717
	Corporations .....	120	6 130	122 811	419 279	694 207
	Type of corporation:					
	Domestic .....	42	g	D	D	D
	Nondomestic under section 936 .....	9	f	D	D	D
	Nondomestic under section 30A .....	1	b	D	D	D
	Other nondomestic .....	8	138	2 204	5 183	8 341
	Not reported .....	60	3 881	81 214	300 926	503 217
	Other types of legal form of organization <sup>1</sup> .....	5	26	178	429	829
<b>28</b>	<b>Chemicals and allied products</b> .....	<b>186</b>	<b>37 860</b>	<b>1 149 498</b>	<b>21 392 844</b>	<b>25 418 347</b>
	Individual proprietors .....	11	b	D	D	D
	Corporations .....	174	k	D	D	D
	Type of corporation:					
	Domestic .....	61	5 200	141 830	2 025 516	2 338 139
	Nondomestic under section 936 .....	77	28 063	861 008	18 019 850	21 178 043
	Nondomestic under section 30A .....	4	f	D	D	D
	Other nondomestic .....	7	f	D	D	D
	Not reported .....	25	2 847	80 879	478 906	714 230
	Other types of legal form of organization <sup>1</sup> .....	1	e	D	D	D
<b>29</b>	<b>Petroleum and coal products</b> .....	<b>28</b>	<b>1 555</b>	<b>48 571</b>	<b>848 676</b>	<b>1 219 881</b>
	Individual proprietors .....	—	—	—	—	—
	Corporations .....	27	g	D	D	D
	Type of corporation:					
	Domestic .....	16	771	15 789	54 312	151 006
	Nondomestic under section 936 .....	5	700	31 225	773 102	1 034 063
	Nondomestic under section 30A .....	—	—	—	—	—
	Other nondomestic .....	1	a	D	D	D
	Not reported .....	5	b	D	D	D
	Other types of legal form of organization <sup>1</sup> .....	1	a	D	D	D
<b>30</b>	<b>Rubber and miscellaneous plastics products</b> .....	<b>71</b>	<b>4 924</b>	<b>86 935</b>	<b>376 623</b>	<b>612 657</b>
	Individual proprietors .....	4	19	128	697	1 057
	Corporations .....	67	4 905	86 807	375 926	611 600
	Type of corporation:					
	Domestic .....	36	1 977	33 148	146 753	255 605
	Nondomestic under section 936 .....	11	1 252	23 275	123 416	181 585
	Nondomestic under section 30A .....	—	—	—	—	—
	Other nondomestic .....	5	414	5 792	27 174	34 767
	Not reported .....	15	1 262	24 592	78 583	139 643
	Other types of legal form of organization <sup>1</sup> .....	—	—	—	—	—
<b>31</b>	<b>Leather and leather products</b> .....	<b>25</b>	<b>5 752</b>	<b>80 296</b>	<b>218 489</b>	<b>426 102</b>
	Individual proprietors .....	4	9	51	135	245
	Corporations .....	21	5 743	80 245	218 354	425 857
	Type of corporation:					
	Domestic .....	7	1 780	24 749	86 810	194 521
	Nondomestic under section 936 .....	7	3 659	50 686	117 699	206 716
	Nondomestic under section 30A .....	—	—	—	—	—
	Other nondomestic .....	—	—	—	—	—
	Not reported .....	7	304	4 810	13 845	24 620
	Other types of legal form of organization <sup>1</sup> .....	—	—	—	—	—
<b>32</b>	<b>Stone, clay, and glass products</b> .....	<b>159</b>	<b>5 298</b>	<b>105 978</b>	<b>565 171</b>	<b>726 497</b>
	Individual proprietors .....	36	c	D	D	D
	Corporations .....	121	5 034	103 141	549 733	706 239
	Type of corporation:					
	Domestic .....	96	4 215	90 333	497 519	632 148
	Nondomestic under section 936 .....	1	b	D	D	D
	Nondomestic under section 30A .....	—	—	—	—	—
	Other nondomestic .....	2	b	D	D	D
	Not reported .....	22	722	10 744	40 906	60 633
	Other types of legal form of organization <sup>1</sup> .....	2	b	D	D	D

See footnotes at end of table.

**Table 4. Selected Statistics by Legal Form of Organization for Major Groups: 1997 and 1992—Con.**

[Detail may not add to total because of rounding. For meaning of abbreviations and symbols, see introductory text. For explanation of terms, see Appendix A]

SIC code	Major group and legal form of organization	Establishments (number)	All employees+		Value added by manufacture (\$1,000)	Value of shipments (\$1,000)
			Total (number)	Payroll (\$1,000)		
	<b>1997—Con.</b>					
<b>33</b>	<b>Primary metal industries</b> .....	<b>24</b>	<b>727</b>	<b>13 176</b>	<b>76 506</b>	<b>110 867</b>
	Individual proprietors .....	5	b	D	D	D
	Corporations .....	19	f	D	D	D
	Type of corporation:					
	Domestic .....	11	315	5 714	33 116	47 914
	Nondomestic under section 936 .....	—	—	—	—	—
	Nondomestic under section 30A .....	—	—	—	—	—
	Other nondomestic .....	3	c	D	D	D
	Not reported .....	5	c	D	D	D
	Other types of legal form of organization <sup>1</sup> .....	—	—	—	—	—
<b>34</b>	<b>Fabricated metal products</b> .....	<b>229</b>	<b>6 048</b>	<b>90 851</b>	<b>404 836</b>	<b>622 875</b>
	Individual proprietors .....	81	e	D	D	D
	Corporations .....	147	5 631	86 984	385 255	596 738
	Type of corporation:					
	Domestic .....	97	4 089	64 073	285 835	424 752
	Nondomestic under section 936 .....	9	e	D	D	D
	Nondomestic under section 30A .....	—	—	—	—	—
	Other nondomestic .....	3	b	D	D	D
	Not reported .....	38	g	D	D	D
	Other types of legal form of organization <sup>1</sup> .....	1	a	D	D	D
<b>35</b>	<b>Industrial machinery and equipment</b> .....	<b>78</b>	<b>4 301</b>	<b>106 766</b>	<b>2 665 239</b>	<b>2 940 021</b>
	Individual proprietors .....	29	91	909	3 883	6 643
	Corporations .....	49	4 210	105 857	2 661 356	2 933 378
	Type of corporation:					
	Domestic .....	20	g	D	D	D
	Nondomestic under section 936 .....	5	g	D	D	D
	Nondomestic under section 30A .....	—	—	—	—	—
	Other nondomestic .....	1	b	D	D	D
	Not reported .....	23	f	D	D	D
	Other types of legal form of organization <sup>1</sup> .....	—	—	—	—	—
<b>36</b>	<b>Electronic and other electric equipment</b> .....	<b>87</b>	<b>24 931</b>	<b>455 767</b>	<b>2 896 516</b>	<b>4 360 154</b>
	Individual proprietors .....	4	a	D	D	D
	Corporations .....	82	24 906	455 427	2 895 702	4 358 624
	Type of corporation:					
	Domestic .....	32	i	D	D	D
	Nondomestic under section 936 .....	19	7 744	136 505	836 229	1 296 131
	Nondomestic under section 30A .....	1	h	D	D	D
	Other nondomestic .....	5	g	D	D	D
	Not reported .....	25	7 611	131 354	636 560	1 151 167
	Other types of legal form of organization <sup>1</sup> .....	1	a	D	D	D
<b>37</b>	<b>Transportation equipment</b> .....	<b>34</b>	<b>1 484</b>	<b>26 890</b>	<b>117 507</b>	<b>165 779</b>
	Individual proprietors .....	8	b	D	D	D
	Corporations .....	26	g	D	D	D
	Type of corporation:					
	Domestic .....	19	1 008	17 569	63 990	105 982
	Nondomestic under section 936 .....	2	b	D	D	D
	Nondomestic under section 30A .....	—	—	—	—	—
	Other nondomestic .....	—	—	—	—	—
	Not reported .....	5	e	D	D	D
	Other types of legal form of organization <sup>1</sup> .....	—	—	—	—	—
<b>38</b>	<b>Instruments and related products</b> .....	<b>64</b>	<b>12 260</b>	<b>254 923</b>	<b>1 521 030</b>	<b>2 076 645</b>
	Individual proprietors .....	3	7	58	255	381
	Corporations .....	60	j	D	D	D
	Type of corporation:					
	Domestic .....	22	1 274	19 133	116 521	148 772
	Nondomestic under section 936 .....	21	8 128	171 171	1 080 071	1 469 960
	Nondomestic under section 30A .....	2	f	D	D	D
	Other nondomestic .....	5	f	D	D	D
	Not reported .....	10	1 614	36 386	176 088	261 643
	Other types of legal form of organization <sup>1</sup> .....	1	c	D	D	D
<b>39</b>	<b>Miscellaneous manufacturing industries</b> .....	<b>61</b>	<b>2 208</b>	<b>38 704</b>	<b>163 802</b>	<b>217 551</b>
	Individual proprietors .....	16	84	973	3 686	5 262
	Corporations .....	45	2 124	37 731	160 116	212 289
	Type of corporation:					
	Domestic .....	28	f	D	D	D
	Nondomestic under section 936 .....	1	c	D	D	D
	Nondomestic under section 30A .....	—	—	—	—	—
	Other nondomestic .....	1	c	D	D	D
	Not reported .....	15	1 139	20 914	90 528	111 977
	Other types of legal form of organization <sup>1</sup> .....	—	—	—	—	—

See footnotes at end of table.

**Table 4. Selected Statistics by Legal Form of Organization for Major Groups: 1997 and 1992—Con.**

[Detail may not add to total because of rounding. For meaning of abbreviations and symbols, see introductory text. For explanation of terms, see Appendix A]

SIC code	Major group and legal form of organization	Establishments (number)	All employees+		Value added by manufacture (\$1,000)	Value of shipments (\$1,000)
			Total (number)	Payroll (\$1,000)		
	<b>1992</b>					
	<b>All manufacturing industries</b> .....	<b>2 258</b>	<b>158 181</b>	<b>2 706 515</b>	<b>22 736 655</b>	<b>31 325 784</b>
	Individual proprietors .....	484	2 006	13 816	59 661	103 373
	Corporations .....	1 728	154 432	2 661 231	22 531 572	31 035 100
	Type of corporation:					
	Domestic .....	779	50 456	734 765	4 412 283	6 077 114
	Nondomestic under section 936 .....	273	66 732	1 314 139	14 619 407	19 074 400
	Other nondomestic .....	31	3 203	56 735	413 512	897 986
	Not reported .....	645	34 041	555 592	3 086 370	4 985 600
	Other types of legal form of organization <sup>1</sup> .....	46	1 743	31 468	145 422	187 311
<b>20</b>	<b>Food and kindred products</b> .....	<b>331</b>	<b>20 193</b>	<b>310 293</b>	<b>3 677 093</b>	<b>5 240 042</b>
	Individual proprietors .....	105	473	2 539	12 770	20 937
	Corporations .....	219	19 651	307 329	3 663 394	5 217 464
	Type of corporation:					
	Domestic .....	106	11 402	173 307	909 459	1 416 433
	Nondomestic under section 936 .....	20	3 509	67 838	2 453 749	3 280 632
	Other nondomestic .....	4	D	D	D	D
	Not reported .....	89	D	D	D	D
	Other types of legal form of organization <sup>1</sup> .....	7	69	425	929	1 641
<b>21</b>	<b>Tobacco products</b> .....	<b>6</b>	<b>D</b>	<b>D</b>	<b>D</b>	<b>D</b>
	Individual proprietors .....	1	D	D	D	D
	Corporations .....	4	D	D	D	D
	Type of corporation:					
	Domestic .....	1	D	D	D	D
	Nondomestic under section 936 .....	1	D	D	D	D
	Other nondomestic .....	2	D	D	D	D
	Not reported .....	2	D	D	D	D
	Other types of legal form of organization <sup>1</sup> .....	1	D	D	D	D
<b>22</b>	<b>Textile mill products</b> .....	<b>26</b>	<b>3 324</b>	<b>34 811</b>	<b>105 626</b>	<b>180 064</b>
	Individual proprietors .....	4	13	93	332	584
	Corporations .....	22	3 311	34 718	105 294	179 480
	Type of corporation:					
	Domestic .....	7	605	5 288	8 818	16 119
	Nondomestic under section 936 .....	6	1 270	12 463	22 707	37 004
	Other nondomestic .....	—	—	—	—	—
	Not reported .....	9	1 436	16 967	73 769	126 357
	Other types of legal form of organization <sup>1</sup> .....	—	—	—	—	—
<b>23</b>	<b>Apparel and other textile products</b> .....	<b>285</b>	<b>31 320</b>	<b>312 315</b>	<b>900 183</b>	<b>1 412 329</b>
	Individual proprietors .....	43	283	1 880	7 380	11 419
	Corporations .....	237	30 771	308 256	888 664	1 396 217
	Type of corporation:					
	Domestic .....	111	D	D	D	D
	Nondomestic under section 936 .....	42	12 620	136 873	416 119	584 908
	Other nondomestic .....	4	D	D	D	D
	Not reported .....	80	7 459	78 057	241 472	467 830
	Other types of legal form of organization <sup>1</sup> .....	5	266	2 179	4 139	4 693
<b>24</b>	<b>Lumber and wood products</b> .....	<b>106</b>	<b>D</b>	<b>D</b>	<b>D</b>	<b>D</b>
	Individual proprietors .....	56	224	1 536	6 244	14 111
	Corporations .....	46	D	D	D	D
	Type of corporation:					
	Domestic .....	27	D	D	D	D
	Nondomestic under section 936 .....	—	—	—	—	—
	Other nondomestic .....	—	—	—	—	—
	Not reported .....	19	119	1 141	3 634	9 735
	Other types of legal form of organization <sup>1</sup> .....	4	D	D	D	D
<b>25</b>	<b>Furniture and fixtures</b> .....	<b>143</b>	<b>2 310</b>	<b>22 515</b>	<b>112 589</b>	<b>179 410</b>
	Individual proprietors .....	50	D	D	D	D
	Corporations .....	91	2 084	20 717	105 562	166 757
	Type of corporation:					
	Domestic .....	50	1 077	8 795	42 347	55 452
	Nondomestic under section 936 .....	3	367	5 331	29 817	56 245
	Other nondomestic .....	2	D	D	D	D
	Not reported .....	36	D	D	D	D
	Other types of legal form of organization <sup>1</sup> .....	2	D	D	D	D

See footnotes at end of table.

**Table 4. Selected Statistics by Legal Form of Organization for Major Groups: 1997 and 1992—Con.**

[Detail may not add to total because of rounding. For meaning of abbreviations and symbols, see introductory text. For explanation of terms, see Appendix A]

SIC code	Major group and legal form of organization	Establishments (number)	All employees+		Value added by manufacture (\$1,000)	Value of shipments (\$1,000)
			Total (number)	Payroll (\$1,000)		
	<b>1992—Con.</b>					
<b>26</b>	<b>Paper and allied products</b> .....	<b>55</b>	<b>2 732</b>	<b>43 793</b>	<b>171 795</b>	<b>321 621</b>
	Individual proprietors .....	3	D	D	D	D
	Corporations .....	50	2 689	43 367	169 714	317 758
	Type of corporation:					
	Domestic .....	27	1 495	21 155	75 349	159 311
	Nondomestic under section 936 .....	8	726	14 419	58 387	92 200
	Other nondomestic .....	1	D	D	D	D
	Not reported .....	14	D	D	D	D
	Other types of legal form of organization <sup>1</sup> .....	2	D	D	D	D
<b>27</b>	<b>Printing and publishing</b> .....	<b>192</b>	<b>4 121</b>	<b>82 303</b>	<b>325 177</b>	<b>448 343</b>
	Individual proprietors .....	61	232	1 891	8 294	12 575
	Corporations .....	124	3 562	73 168	302 028	413 566
	Type of corporation:					
	Domestic .....	47	1 904	36 130	138 046	186 727
	Nondomestic under section 936 .....	9	D	D	D	D
	Other nondomestic .....	1	D	D	D	D
	Not reported .....	67	1 322	30 922	124 889	178 974
	Other types of legal form of organization <sup>1</sup> .....	7	327	7 244	14 855	22 202
<b>28</b>	<b>Chemicals and allied products</b> .....	<b>190</b>	<b>31 161</b>	<b>861 317</b>	<b>11 014 927</b>	<b>13 253 432</b>
	Individual proprietors .....	9	D	D	D	D
	Corporations .....	177	30 582	845 994	10 916 951	13 135 345
	Type of corporation:					
	Domestic .....	72	5 243	124 522	1 506 413	1 810 760
	Nondomestic under section 936 .....	61	21 862	615 380	8 280 955	9 600 248
	Other nondomestic .....	2	D	D	D	D
	Not reported .....	42	D	D	D	D
	Other types of legal form of organization <sup>1</sup> .....	4	D	D	D	D
<b>29</b>	<b>Petroleum and coal products</b> .....	<b>24</b>	<b>1 562</b>	<b>47 162</b>	<b>1 055 516</b>	<b>1 707 480</b>
	Individual proprietors .....	—	—	—	—	—
	Corporations .....	24	1 562	47 162	1 055 516	1 707 480
	Type of corporation:					
	Domestic .....	13	D	D	D	D
	Nondomestic under section 936 .....	4	720	27 820	622 178	1 128 199
	Other nondomestic .....	1	D	D	D	D
	Not reported .....	6	D	D	D	D
	Other types of legal form of organization <sup>1</sup> .....	—	—	—	—	—
<b>30</b>	<b>Rubber and miscellaneous plastics products</b> .....	<b>92</b>	<b>4 252</b>	<b>65 782</b>	<b>243 964</b>	<b>415 654</b>
	Individual proprietors .....	4	D	D	D	D
	Corporations .....	85	4 192	65 182	241 561	412 486
	Type of corporation:					
	Domestic .....	37	1 317	17 249	62 491	94 597
	Nondomestic under section 936 .....	13	D	D	D	D
	Other nondomestic .....	2	D	D	D	D
	Not reported .....	33	1 789	29 686	117 754	214 928
	Other types of legal form of organization <sup>1</sup> .....	3	D	D	D	D
<b>31</b>	<b>Leather and leather products</b> .....	<b>31</b>	<b>5 785</b>	<b>64 976</b>	<b>226 890</b>	<b>387 524</b>
	Individual proprietors .....	3	D	D	D	D
	Corporations .....	28	D	D	D	D
	Type of corporation:					
	Domestic .....	9	2 201	25 803	92 698	124 090
	Nondomestic under section 936 .....	4	1 873	21 320	58 651	136 339
	Other nondomestic .....	1	D	D	D	D
	Not reported .....	14	1 668	17 390	71 459	122 564
	Other types of legal form of organization <sup>1</sup> .....	—	—	—	—	—
<b>32</b>	<b>Stone, clay, and glass products</b> .....	<b>174</b>	<b>4 517</b>	<b>81 267</b>	<b>318 760</b>	<b>518 629</b>
	Individual proprietors .....	34	147	1 125	5 539	8 887
	Corporations .....	134	4 258	78 959	308 330	503 558
	Type of corporation:					
	Domestic .....	73	2 720	48 525	168 471	276 827
	Nondomestic under section 936 .....	4	110	2 098	13 475	15 768
	Other nondomestic .....	—	—	—	—	—
	Not reported .....	57	1 428	28 336	126 384	210 963
	Other types of legal form of organization <sup>1</sup> .....	6	112	1 183	4 891	6 184

See footnotes at end of table.

**Table 4. Selected Statistics by Legal Form of Organization for Major Groups: 1997 and 1992—Con.**

[Detail may not add to total because of rounding. For meaning of abbreviations and symbols, see introductory text. For explanation of terms, see Appendix A]

SIC code	Major group and legal form of organization	Establishments (number)	All employees+		Value added by manufacture (\$1,000)	Value of shipments (\$1,000)
			Total (number)	Payroll (\$1,000)		
	<b>1992—Con.</b>					
<b>33</b>	<b>Primary metal industries</b> .....	<b>27</b>	<b>D</b>	<b>D</b>	<b>D</b>	<b>D</b>
	Individual proprietors .....	9	D	D	D	D
	Corporations .....	18	D	D	D	D
	Type of corporation:					
	Domestic .....	10	391	5 542	19 642	26 935
	Nondomestic under section 936 .....	1	D	D	D	D
	Other nondomestic .....	1	D	D	D	D
	Not reported .....	6	93	1 281	6 931	16 957
	Other types of legal form of organization <sup>1</sup> .....	—	—	—	—	—
<b>34</b>	<b>Fabricated metal products</b> .....	<b>211</b>	<b>4 924</b>	<b>67 393</b>	<b>313 449</b>	<b>492 049</b>
	Individual proprietors .....	50	D	D	D	D
	Corporations .....	160	4 767	66 178	309 236	481 478
	Type of corporation:					
	Domestic .....	88	3 255	42 608	210 979	285 650
	Nondomestic under section 936 .....	16	792	13 887	42 842	99 137
	Other nondomestic .....	4	101	1 192	4 842	8 976
	Not reported .....	52	619	8 491	50 573	87 715
	Other types of legal form of organization <sup>1</sup> .....	1	D	D	D	D
<b>35</b>	<b>Industrial machinery and equipment</b> .....	<b>74</b>	<b>5 373</b>	<b>109 514</b>	<b>702 396</b>	<b>1 292 020</b>
	Individual proprietors .....	16	D	D	D	D
	Corporations .....	57	5 329	109 131	700 506	1 288 480
	Type of corporation:					
	Domestic .....	20	780	12 064	42 687	91 669
	Nondomestic under section 936 .....	12	3 095	61 116	442 329	769 835
	Other nondomestic .....	—	—	—	—	—
	Not reported .....	25	1 454	35 951	215 490	426 976
	Other types of legal form of organization <sup>1</sup> .....	1	D	D	D	D
<b>36</b>	<b>Electronic and other electric equipment</b> .....	<b>114</b>	<b>17 224</b>	<b>277 196</b>	<b>1 691 770</b>	<b>2 778 994</b>
	Individual proprietors .....	5	D	D	D	D
	Corporations .....	108	17 152	276 720	1 690 473	2 777 273
	Type of corporation:					
	Domestic .....	29	1 963	32 482	110 134	216 861
	Nondomestic under section 936 .....	37	9 581	153 421	1 171 817	1 810 735
	Other nondomestic .....	—	—	—	—	—
	Not reported .....	42	5 608	90 817	408 522	749 677
	Other types of legal form of organization <sup>1</sup> .....	1	D	D	D	D
<b>37</b>	<b>Transportation equipment</b> .....	<b>34</b>	<b>1 315</b>	<b>20 515</b>	<b>98 584</b>	<b>151 466</b>
	Individual proprietors .....	9	26	297	1 339	2 225
	Corporations .....	25	1 289	20 218	97 245	149 241
	Type of corporation:					
	Domestic .....	11	D	D	D	D
	Nondomestic under section 936 .....	3	D	D	D	D
	Other nondomestic .....	—	—	—	—	—
	Not reported .....	11	581	9 631	37 794	64 363
	Other types of legal form of organization <sup>1</sup> .....	—	—	—	—	—
<b>38</b>	<b>Instruments and related products</b> .....	<b>65</b>	<b>12 398</b>	<b>220 346</b>	<b>1 296 702</b>	<b>1 873 789</b>
	Individual proprietors .....	—	—	—	—	—
	Corporations .....	63	D	D	D	D
	Type of corporation:					
	Domestic .....	19	2 695	39 682	245 013	333 498
	Nondomestic under section 936 .....	25	7 439	137 632	787 651	1 154 397
	Other nondomestic .....	4	D	D	D	D
	Not reported .....	15	1 714	33 421	154 713	252 105
	Other types of legal form of organization <sup>1</sup> .....	2	D	D	D	D
<b>39</b>	<b>Miscellaneous manufacturing industries</b> .....	<b>78</b>	<b>2 754</b>	<b>39 706</b>	<b>215 247</b>	<b>264 752</b>
	Individual proprietors .....	22	57	344	1 270	2 777
	Corporations .....	56	2 697	39 362	213 977	261 975
	Type of corporation:					
	Domestic .....	22	1 607	23 896	116 485	126 390
	Nondomestic under section 936 .....	4	342	5 948	46 422	52 289
	Other nondomestic .....	4	443	5 914	39 082	41 755
	Not reported .....	26	305	3 604	11 988	41 541
	Other types of legal form of organization <sup>1</sup> .....	—	—	—	—	—

<sup>1</sup>Includes establishments whose legal form of organization was other than corporations or individual proprietors. Establishments not indicating legal form of organization were assigned to one of the three classifications based on their mailing label.



**Table 5. Selected Statistics by Type of Corporation for Major Groups: 1997**

[Detail may not add to total because of rounding. For meaning of abbreviations and symbols, see introductory text. For explanation of terms, see Appendix A]

SIC code	Major group and type of corporation	Establishments (number)	All employees+		Value added by manufacture (\$1,000)	Value of shipments (\$1,000)
			Total (number)	Payroll (\$1,000)		
	<b>ALL MANUFACTURING INDUSTRIES</b>					
	Corporations .....	1 528	160 380	3 279 380	36 018 662	46 394 297
	Type of corporation:					
	Private .....	1 185	112 612	2 197 397	23 420 902	30 871 637
	Public .....	88	24 965	644 439	9 649 872	11 258 884
	Not reported .....	255	22 803	437 544	2 947 888	4 263 776
<b>20</b>	<b>Food and kindred products</b>					
	Corporations .....	200	17 638	348 560	3 515 226	5 307 602
	Type of corporation:					
	Private .....	158	15 710	303 154	3 274 843	4 925 772
	Public .....	6	739	19 532	113 290	159 522
	Not reported .....	36	1 189	25 874	127 093	222 308
<b>21</b>	<b>Tobacco products</b>					
	Corporations .....	3	g	D	D	D
	Type of corporation:					
	Private .....	2	e	D	D	D
	Public .....	—	f	D	D	D
	Not reported .....	1	f	D	D	D
<b>22</b>	<b>Textile mill products</b>					
	Corporations .....	14	h	D	D	D
	Type of corporation:					
	Private .....	11	f	D	D	D
	Public .....	2	g	D	D	D
	Not reported .....	1	b	D	D	D
<b>23</b>	<b>Apparel and other textile products</b>					
	Corporations .....	176	21 504	230 343	670 767	1 069 945
	Type of corporation:					
	Private .....	143	18 352	198 115	587 546	931 905
	Public .....	1	c	D	D	D
	Not reported .....	32	h	D	D	D
<b>24</b>	<b>Lumber and wood products</b>					
	Corporations .....	55	g	D	D	D
	Type of corporation:					
	Private .....	44	g	D	D	D
	Public .....	—	—	—	—	—
	Not reported .....	11	118	1 140	4 157	8 336
<b>25</b>	<b>Furniture and fixtures</b>					
	Corporations .....	83	g	D	D	D
	Type of corporation:					
	Private .....	68	1 722	21 903	73 401	122 251
	Public .....	3	e	D	D	D
	Not reported .....	12	c	D	D	D
<b>26</b>	<b>Paper and allied products</b>					
	Corporations .....	39	g	D	D	D
	Type of corporation:					
	Private .....	29	1 678	33 175	120 310	223 213
	Public .....	2	c	D	D	D
	Not reported .....	8	e	D	D	D
<b>27</b>	<b>Printing and publishing</b>					
	Corporations .....	120	6 130	122 811	419 279	694 207
	Type of corporation:					
	Private .....	89	4 012	85 866	291 928	478 398
	Public .....	6	466	10 237	25 977	40 979
	Not reported .....	25	1 652	26 708	101 374	174 830
<b>28</b>	<b>Chemicals and allied products</b>					
	Corporations .....	174	k	D	D	D
	Type of corporation:					
	Private .....	128	25 420	706 838	13 791 278	16 588 933
	Public .....	19	7 350	281 964	5 679 712	6 421 172
	Not reported .....	27	h	D	D	D
<b>29</b>	<b>Petroleum and coal products</b>					
	Corporations .....	27	g	D	D	D
	Type of corporation:					
	Private .....	25	1 489	47 241	828 460	1 186 548
	Public .....	—	—	—	—	—
	Not reported .....	2	b	D	D	D

See footnotes at end of table.

**Table 5. Selected Statistics by Type of Corporation for Major Groups: 1997—Con.**

[Detail may not add to total because of rounding. For meaning of abbreviations and symbols, see introductory text. For explanation of terms, see Appendix A]

SIC code	Major group and type of corporation	Establishments (number)	All employees+		Value added by manufacture (\$1,000)	Value of shipments (\$1,000)
			Total (number)	Payroll (\$1,000)		
<b>30</b>	<b>Rubber and miscellaneous plastics products</b>					
	Corporations .....	67	4 905	86 807	375 926	611 600
	Type of corporation:					
	Private .....	51	3 326	54 957	226 202	386 532
	Public .....	6	901	20 241	101 790	143 264
	Not reported .....	10	678	11 609	47 934	81 804
<b>31</b>	<b>Leather and leather products</b>					
	Corporations .....	21	5 743	80 245	218 354	425 857
	Type of corporation:					
	Private .....	15	4 012	53 974	121 963	229 299
	Public .....	2	g	D	D	D
	Not reported .....	4	e	D	D	D
<b>32</b>	<b>Stone, clay, and glass products</b>					
	Corporations .....	121	5 034	103 141	549 733	706 239
	Type of corporation:					
	Private .....	108	4 113	83 156	463 929	585 409
	Public .....	3	e	D	D	D
	Not reported .....	10	e	D	D	D
<b>33</b>	<b>Primary metal industries</b>					
	Corporations .....	19	f	D	D	D
	Type of corporation:					
	Private .....	16	f	D	D	D
	Public .....	1	b	D	D	D
	Not reported .....	2	c	D	D	D
<b>34</b>	<b>Fabricated metal products</b>					
	Corporations .....	147	5 631	86 984	385 255	596 738
	Type of corporation:					
	Private .....	120	4 580	71 271	310 527	458 176
	Public .....	4	174	4 538	22 148	48 545
	Not reported .....	23	877	11 175	52 580	90 017
<b>35</b>	<b>Industrial machinery and equipment</b>					
	Corporations .....	49	4 210	105 857	2 661 356	2 933 378
	Type of corporation:					
	Private .....	33	g	D	D	D
	Public .....	2	g	D	D	D
	Not reported .....	14	e	D	D	D
<b>36</b>	<b>Electronic and other electric equipment</b>					
	Corporations .....	82	24 906	455 427	2 895 702	4 358 624
	Type of corporation:					
	Private .....	45	12 117	227 593	1 636 836	2 275 720
	Public .....	19	6 758	117 218	738 278	1 171 356
	Not reported .....	18	6 031	110 616	520 588	911 548
<b>37</b>	<b>Transportation equipment</b>					
	Corporations .....	26	g	D	D	D
	Type of corporation:					
	Private .....	22	f	D	D	D
	Public .....	3	f	D	D	D
	Not reported .....	1	b	D	D	D
<b>38</b>	<b>Instruments and related products</b>					
	Corporations .....	60	j	D	D	D
	Type of corporation:					
	Private .....	44	8 206	164 977	997 618	1 402 231
	Public .....	8	2 524	60 876	368 694	445 991
	Not reported .....	8	g	D	D	D
<b>39</b>	<b>Miscellaneous manufacturing industries</b>					
	Corporations .....	45	2 124	37 731	160 116	212 289
	Type of corporation:					
	Private .....	34	1 816	33 121	128 392	172 013
	Public .....	1	a	D	D	D
	Not reported .....	10	e	D	D	D

Note: Corporations data correspond to data shown in the "Corporations" row in Table 4.

**Table 6. Distribution of Establishments by Employment Size and Legal Form of Organization for Major Groups: 1997**

[Major group descriptions are: 20—Food and kindred products; 21—Tobacco products; 22—Textile mill products; 23—Apparel and other textile products; 24—Lumber and wood products; 25—Furniture and fixtures; 26—Paper and allied products; 27—Printing and publishing; 28—Chemicals and allied products; 29—Petroleum and coal products; 30—Rubber and miscellaneous plastics products; 31—Leather and leather products; 32—Stone, clay, and glass products; 33—Primary metal industries; 34—Fabricated metal products; 35—Industrial machinery and equipment; 36—Electronic and other electric equipment; 37—Transportation equipment; 38—Instruments and related products; 39—Miscellaneous manufacturing industries. For meaning of abbreviations and symbols, see introductory text. For explanation of terms, see Appendix A.]

Legal form of organization and employment size of establishment	All establishments	Major groups																			
		20	21	22	23	24	25	26	27	28	29	30	31	32	33	34	35	36	37	38	39
<b>TOTAL</b>																					
<b>All manufacturing establishments</b> .....	<b>2 092</b>	<b>287</b>	<b>4</b>	<b>20</b>	<b>223</b>	<b>117</b>	<b>146</b>	<b>41</b>	<b>208</b>	<b>186</b>	<b>28</b>	<b>71</b>	<b>25</b>	<b>159</b>	<b>24</b>	<b>229</b>	<b>78</b>	<b>87</b>	<b>34</b>	<b>64</b>	<b>61</b>
Establishments with an average of—																					
1 to 4 employees .....	545	75	1	3	41	59	55	2	88	15	5	7	6	31	4	81	37	6	6	6	17
5 to 9 employees .....	266	45	—	5	24	22	25	4	40	13	3	3	3	21	6	25	9	4	6	2	6
10 to 19 employees .....	379	54	1	2	37	18	30	7	37	24	6	19	3	43	3	47	8	10	8	8	14
20 to 49 employees .....	384	55	—	2	41	14	27	12	27	26	8	20	—	46	8	50	10	7	10	8	13
50 to 99 employees .....	168	25	—	5	25	1	6	10	5	25	1	10	1	9	1	16	4	7	1	9	7
100 to 249 employees .....	167	15	—	—	25	3	3	6	8	36	3	6	5	5	2	7	5	16	1	19	2
250 to 499 employees .....	109	13	1	2	18	—	—	—	—	25	2	5	3	3	—	2	4	20	2	7	2
500 employees or more .....	74	5	1	1	12	—	—	—	3	22	—	1	4	1	—	1	17	—	—	5	—
<b>Individual Proprietors</b>																					
<b>All manufacturing establishments</b> .....	<b>542</b>	<b>83</b>	<b>1</b>	<b>5</b>	<b>46</b>	<b>62</b>	<b>59</b>	<b>2</b>	<b>83</b>	<b>11</b>	<b>—</b>	<b>4</b>	<b>4</b>	<b>36</b>	<b>5</b>	<b>81</b>	<b>29</b>	<b>4</b>	<b>8</b>	<b>3</b>	<b>16</b>
Establishments with an average of—																					
1 to 4 employees .....	383	53	1	3	25	49	39	1	62	9	—	3	4	24	3	64	24	3	4	3	9
5 to 9 employees .....	87	17	—	2	13	8	11	—	13	1	—	—	—	3	2	7	4	—	2	—	4
10 to 19 employees .....	62	12	—	—	6	4	8	1	8	1	—	1	—	8	—	6	1	1	2	—	3
20 to 49 employees .....	10	1	—	—	2	1	1	—	—	—	—	—	—	1	—	4	—	—	—	—	—
50 to 99 employees .....	—	—	—	—	—	—	—	—	—	—	—	—	—	—	—	—	—	—	—	—	—
100 to 249 employees .....	—	—	—	—	—	—	—	—	—	—	—	—	—	—	—	—	—	—	—	—	—
250 to 499 employees .....	—	—	—	—	—	—	—	—	—	—	—	—	—	—	—	—	—	—	—	—	—
500 employees or more .....	—	—	—	—	—	—	—	—	—	—	—	—	—	—	—	—	—	—	—	—	—
<b>Corporations</b>																					
<b>All manufacturing establishments</b> .....	<b>1 528</b>	<b>200</b>	<b>3</b>	<b>14</b>	<b>176</b>	<b>55</b>	<b>83</b>	<b>39</b>	<b>120</b>	<b>174</b>	<b>27</b>	<b>67</b>	<b>21</b>	<b>121</b>	<b>19</b>	<b>147</b>	<b>49</b>	<b>82</b>	<b>26</b>	<b>60</b>	<b>45</b>
Establishments with an average of—																					
1 to 4 employees .....	156	20	—	—	16	10	15	1	23	6	5	4	2	7	1	17	13	3	2	3	8
5 to 9 employees .....	173	27	—	2	11	14	14	4	25	12	3	3	3	17	4	18	5	3	4	2	2
10 to 19 employees .....	313	42	1	2	31	14	20	6	29	23	5	18	3	35	3	40	7	9	6	8	11
20 to 49 employees .....	370	53	—	2	38	13	25	12	27	26	8	20	—	44	8	46	10	7	10	8	13
50 to 99 employees .....	168	25	—	5	25	1	6	10	5	25	1	10	1	9	1	16	4	7	1	9	7
100 to 249 employees .....	166	15	—	—	25	3	3	6	8	36	3	6	5	5	2	7	5	16	1	18	2
250 to 499 employees .....	108	13	1	2	18	—	—	—	—	24	2	5	3	3	—	2	4	20	2	7	2
500 employees or more .....	74	5	1	1	12	—	—	—	3	22	—	1	4	1	—	1	17	—	—	5	—
<b>Other Types of Legal Form of Organization<sup>1</sup></b>																					
<b>All manufacturing establishments</b> .....	<b>22</b>	<b>4</b>	<b>—</b>	<b>1</b>	<b>1</b>	<b>—</b>	<b>4</b>	<b>—</b>	<b>5</b>	<b>1</b>	<b>1</b>	<b>—</b>	<b>—</b>	<b>2</b>	<b>—</b>	<b>1</b>	<b>—</b>	<b>1</b>	<b>—</b>	<b>1</b>	<b>—</b>
Establishments with an average of—																					
1 to 4 employees .....	6	2	—	—	—	—	1	—	3	—	—	—	—	—	—	—	—	—	—	—	—
5 to 9 employees .....	6	1	—	1	—	—	—	—	2	—	—	—	—	1	—	—	—	—	—	—	—
10 to 19 employees .....	4	—	—	—	—	—	—	—	—	—	—	—	—	—	—	—	—	—	—	—	—
20 to 49 employees .....	4	1	—	—	1	—	1	—	—	—	—	—	—	1	—	—	—	—	—	—	—
50 to 99 employees .....	—	—	—	—	—	—	—	—	—	—	—	—	—	—	—	—	—	—	—	—	—
100 to 249 employees .....	1	—	—	—	—	—	—	—	—	—	—	—	—	—	—	—	—	—	—	—	—
250 to 499 employees .....	1	—	—	—	—	—	—	—	—	1	—	—	—	—	—	—	—	—	—	—	—
500 employees or more .....	—	—	—	—	—	—	—	—	—	—	—	—	—	—	—	—	—	—	—	—	—

<sup>1</sup>Includes establishments whose legal form of organization was other than corporations or individual proprietors. Establishments not indicating legal form of organization were assigned to one of the three classifications based on their mailing label.

**Table 1. Current and Historical Data by Industry Group and Industry: 1997 and 1992**

[Detail may not add to total because of rounding. For meaning of abbreviations and symbols, see introductory text. For explanation of terms, see Appendix A]

SIC code	Industry	Establishments (number)	All employees+ (number)	Value added by manufacture (\$1,000)
<b>1997</b>				
	<b>All manufacturing industries .....</b>	<b>2 092</b>	<b>163 605</b>	<b>36 426 559</b>
<b>20</b>	<b>Food &amp; kindred products .....</b>	<b>287</b>	<b>18 094</b>	<b>3 531 542</b>
201	Meat products .....	18	1 706	128 446
2011	Meat packing plants .....	7	359	19 116
2013	Sausages & other prepared meats .....	7	c	D
2015	Poultry & egg processing .....	4	g	D
202	Dairy products .....	22	1 814	246 106
2021	Creamery butter .....	—	—	—
2022	Cheese, natural & processed .....	5	c	D
2023	Condensed & evaporated milk .....	1	b	D
2024	Ice cream & frozen desserts .....	12	216	17 431
2026	Fluid milk .....	4	g	D
203	Preserved fruits & vegetables .....	36	1 154	65 400
2032	Canned specialties .....	1	c	D
2033	Canned fruits & vegetables .....	19	335	15 511
2034	Dehydrated fruits, vegetables, & soups .....	1	a	D
2035	Pickles, sauces, & salad dressings .....	1	b	D
2037	Frozen fruits & vegetables .....	4	c	D
2038	Frozen specialties, nec .....	10	412	23 083
204	Grain mill products .....	23	994	178 375
2041	Flour & other grain mill products .....	3	c	D
2043	Cereal breakfast foods .....	—	—	—
2044	Rice milling .....	1	e	D
2045	Blended & prepared flour .....	1	a	D
2046	Wet corn milling .....	—	—	—
2047	Dog & cat food .....	—	—	—
2048	Prepared feeds, nec .....	18	517	106 428
205	Bakery products .....	66	2 181	135 986
2051	Bread, cake, & related products .....	55	1 738	112 607
2052	Cookies & crackers .....	10	e	D
2053	Frozen bakery products, except bread .....	1	a	D
206	Sugar & confectionery products .....	18	826	89 947
2061	Raw cane sugar .....	—	—	—
2062	Cane sugar refining .....	—	—	—
2063	Beet sugar .....	1	b	D
2064	Candy & other confectionery products & chewing gum .....	17	f	D
2066	Chocolate & cocoa products .....	—	—	—
2067	Chewing gum .....	—	—	—
2068	Salted & roasted nuts & seeds .....	—	—	—
207	Fats & oils .....	3	279	37 458
2074	Cottonseed oil mills .....	—	—	—
2075	Soybean oil mills .....	1	a	D
2076	Vegetable oil mills, nec .....	—	—	—
2077	Animal & marine fats & oils .....	—	—	—
2079	Shortening & cooking oils .....	2	e	D
208	Beverages .....	49	3 336	2 062 554
2082	Malt beverages .....	2	e	D
2083	Malt .....	—	—	—
2084	Wines, brandy, & brandy spirits .....	1	a	D
2085	Distilled liquor, except brandy .....	3	f	D
2086	Bottled & canned soft drinks .....	30	1 481	159 508
2087	Flavoring extracts & syrups, nec .....	13	f	D
209	Miscellaneous food & kindred products .....	52	5 804	587 270
2091	Canned & cured seafood .....	2	h	D
2092	Fresh or frozen seafood .....	2	a	D
2095	Roasted coffee .....	9	405	69 643
2096	Potato chips & similar snacks .....	2	e	D
2097	Manufactured ice .....	24	244	7 591
2098	Macaroni & spaghetti .....	1	b	D
2099	Food preparations, nec .....	12	224	40 781
<b>21</b>	<b>Tobacco products .....</b>	<b>4</b>	<b>g</b>	<b>D</b>
211	Cigarettes .....	1	e	D
2111	Cigarettes .....	1	e	D
212	Cigars .....	3	f	D
2121	Cigars .....	3	f	D
213	Chewing & smoking tobacco .....	—	—	—
2131	Chewing & smoking tobacco .....	—	—	—
214	Tobacco stemming & redrying .....	—	—	—
2141	Tobacco stemming & redrying .....	—	—	—
<b>22</b>	<b>Textile mill products .....</b>	<b>20</b>	<b>2 555</b>	<b>88 871</b>
221	Broadwoven fabric mills, cotton .....	1	a	D
2211	Weaving mills, cotton .....	1	a	D
222	Broadwoven fabric mills, manmade fiber & silk .....	1	a	D
2221	Weaving mills, synthetics .....	1	a	D
223	Broadwoven fabric mills, wool .....	—	—	—
2231	Weaving & finishing mills, wool .....	—	—	—
224	Narrow fabric mills .....	—	—	—
2241	Narrow fabric mills .....	—	—	—
225	Knitting mills .....	8	2 138	60 816
2251	Women's hosiery, except socks .....	1	e	D
2252	Hosiery, nec .....	—	—	—
2253	Knit outerwear mills .....	7	g	D
2254	Knit underwear mills .....	—	—	—
2257	Circular knit fabric mills .....	—	—	—
2258	Lace & warp knit fabric mills .....	—	—	—
2259	Knitting mills, nec .....	—	—	—

**Table 1. Current and Historical Data by Industry Group and Industry: 1997 and 1992—Con.**

[Detail may not add to total because of rounding. For meaning of abbreviations and symbols, see introductory text. For explanation of terms, see Appendix A]

SIC code	Industry	Establishments (number)	All employees+ (number)	Value added by manufacture (\$1,000)
<b>1997—Con.</b>				
<b>22</b>	<b>Textile mill products—Con.</b>			
226	Textile finishing, except wool .....	3	b	D
2261	Finishing plants, cotton .....	2	a	D
2262	Finishing plants, synthetics .....	—	—	—
2269	Finishing plants, nec .....	1	b	D
227	Carpets & rugs .....	1	a	D
2273	Carpets & rugs .....	1	a	D
228	Yarn & thread mills .....	1	b	D
2281	Yarn spinning mills .....	1	b	D
2282	Yarn throwing & winding mills .....	—	—	—
2284	Thread mills .....	—	—	—
229	Miscellaneous textile goods .....	5	214	6 136
2295	Coated fabrics, not rubberized .....	—	—	—
2296	Tire cord & fabric .....	1	b	D
2297	Nonwoven fabrics .....	—	—	—
2298	Cordage & twine .....	—	—	—
2299	Textile goods, nec .....	4	c	D
<b>23</b>	<b>Apparel &amp; other textile products .....</b>	<b>223</b>	<b>21 818</b>	<b>678 159</b>
231	Men's & boys' suits & coats .....	10	1 415	30 232
2311	Men's & boys' suits & coats .....	10	1 415	30 232
232	Men's & boys' furnishings .....	69	9 312	306 647
2321	Shirts, men's & boys' .....	19	g	D
2322	Men's & boys' underwear & nightwear .....	8	g	D
2323	Men's & boys' neckwear .....	—	—	—
2325	Men's & boys' trousers & slacks .....	10	1 332	53 688
2326	Men's & boys' work clothing .....	16	2 180	81 288
2329	Men's & boys' clothing, nec .....	16	2 622	84 260
233	Women's & children's outerwear .....	52	1 829	54 211
2331	Women's blouses & waists .....	5	217	5 855
2335	Women's dresses .....	32	595	13 803
2337	Women's suits & coats .....	4	97	1 513
2339	Women's outerwear, nec .....	11	920	33 040
234	Women's & children's undergarments .....	35	6 719	216 644
2341	Women's & children's underwear .....	12	1 115	24 074
2342	Brassieres & allied garments .....	23	5 604	192 570
235	Hats, caps, & millinery .....	1	a	D
2353	Hats, caps, & millinery .....	1	a	D
236	Girls' & children's outerwear .....	10	477	16 057
2361	Girls' & children's dresses & blouses .....	2	b	D
2369	Girls' & children's outerwear, nec .....	8	e	D
237	Fur goods .....	—	—	—
2371	Fur goods .....	—	—	—
238	Miscellaneous apparel & accessories .....	3	c	D
2381	Fabric gloves & mittens .....	—	—	—
2384	Robes & dressing gowns .....	—	—	—
2385	Waterproof outer garments .....	—	—	—
2386	Leather & sheep-lined clothing .....	—	—	—
2387	Apparel belts .....	—	—	—
2389	Apparel & accessories, nec .....	3	c	D
239	Miscellaneous fabricated textile products .....	43	1 927	51 021
2391	Curtains & draperies .....	12	175	4 965
2392	Housefurnishings, nec .....	8	199	4 534
2393	Textile bags .....	2	f	D
2394	Canvas & related products .....	2	a	D
2395	Pleating & stitching .....	9	c	D
2396	Automotive & apparel trimmings .....	4	48	747
2397	Schiffli machine embroideries .....	—	—	—
2399	Fabricated textile products, nec .....	6	584	13 875
<b>24</b>	<b>Lumber &amp; wood products .....</b>	<b>117</b>	<b>g</b>	<b>D</b>
241	Logging .....	—	—	—
2411	Logging .....	—	—	—
242	Sawmills & planing mills .....	1	a	D
2421	Sawmills & planing mills, general .....	—	—	—
2426	Hardwood dimension & flooring mills .....	—	—	—
2429	Special product sawmills, nec .....	1	a	D
243	Millwork, plywood, & structural members .....	99	1 174	40 526
2431	Millwork .....	21	367	17 923
2434	Wood kitchen cabinets .....	75	800	22 313
2435	Hardwood veneer & plywood .....	—	—	—
2436	Softwood veneer & plywood .....	—	—	—
2439	Structural wood members, nec .....	3	7	290
244	Wood containers .....	10	c	D
2441	Nailed wood boxes & shooks .....	—	—	—
2448	Wood pallets & skids .....	9	c	D
2449	Wood containers, nec .....	1	b	D
245	Wood buildings & mobile homes .....	2	a	D
2451	Mobile homes .....	—	—	—
2452	Prefabricated wood buildings .....	2	a	D
249	Miscellaneous wood products .....	5	c	D
2491	Wood preserving .....	4	65	15 120
2493	Reconstituted wood products .....	—	—	—
2499	Wood products, nec .....	1	b	D

**Table 1. Current and Historical Data by Industry Group and Industry: 1997 and 1992—Con.**

[Detail may not add to total because of rounding. For meaning of abbreviations and symbols, see introductory text. For explanation of terms, see Appendix A]

SIC code	Industry	Establishments (number)	All employees+ (number)	Value added by manufacture (\$1,000)
<b>1997—Con.</b>				
<b>25</b>	<b>Furniture &amp; fixtures</b>	<b>146</b>	<b>2 472</b>	<b>96 817</b>
251	Household furniture	112	1 776	63 517
2511	Wood household furniture	63	771	21 338
2512	Upholstered household furniture	24	454	13 802
2514	Metal household furniture	3	b	D
2515	Mattresses & bedsprings	19	414	24 506
2517	Wood TV & radio cabinets	—	—	—
2519	Household furniture, nec	3	b	D
252	Office furniture	7	352	17 082
2521	Wood office furniture	3	b	D
2522	Office furniture, except wood	4	e	D
253	Public building & related furniture	9	168	7 126
2531	Public building & related furniture	9	168	7 126
254	Partitions & fixtures	8	46	4 534
2541	Wood partitions & fixtures	6	b	D
2542	Partitions & fixtures, except wood	2	a	D
259	Miscellaneous furniture & fixtures	10	130	4 558
2591	Drapery hardware, blinds, & shades	8	b	D
2599	Furniture & fixtures, nec	2	b	D
<b>26</b>	<b>Paper &amp; allied products</b>	<b>41</b>	<b>2 152</b>	<b>162 318</b>
261	Pulp mills	—	—	—
2611	Pulp mills	—	—	—
262	Paper mills	4	90	5 824
2621	Paper mills	4	90	5 824
263	Paperboard mills	6	128	25 594
2631	Paperboard mills	6	128	25 594
265	Paperboard containers & boxes	19	1 432	101 760
2652	Setup paperboard boxes	2	b	D
2653	Corrugated & solid fiber boxes	9	698	60 153
2655	Fiber cans, drums, & similar products	1	b	D
2656	Sanitary food containers	—	—	—
2657	Folding paperboard boxes	7	f	D
267	Miscellaneous converted paper products	12	502	29 140
2671	Paper—coated & laminated, packaging	1	a	D
2672	Paper—coated & laminated, nec	—	—	—
2673	Bags—plastics, laminated, & coated	2	b	D
2674	Bags—uncoated paper & multiwall	1	b	D
2675	Die-cut paper & board	—	—	—
2676	Sanitary paper products	3	56	2 487
2677	Envelopes	—	—	—
2678	Stationery products	1	b	D
2679	Converted paper products, nec	4	161	8 680
<b>27</b>	<b>Printing &amp; publishing</b>	<b>208</b>	<b>6 469</b>	<b>430 227</b>
271	Newspapers	26	3 608	260 200
2711	Newspapers	26	3 608	260 200
272	Periodicals	14	123	8 491
2721	Periodicals	14	123	8 491
273	Books	5	48	2 267
2731	Book publishing	4	b	D
2732	Book printing	1	b	D
274	Miscellaneous publishing	8	c	D
2741	Miscellaneous publishing	8	c	D
275	Commercial printing	148	2 264	107 504
2752	Commercial printing, lithographic	91	1 182	63 537
2754	Commercial printing, gravure	8	142	7 540
2759	Commercial printing, nec	49	940	36 427
276	Manifold business forms	3	c	D
2761	Manifold business forms	3	c	D
277	Greeting cards	—	—	—
2771	Greeting cards	—	—	—
278	Blankbooks & bookbinding	1	a	D
2782	Blankbooks & looseleaf binders	—	—	—
2789	Bookbinding & related work	1	a	D
279	Printing trade services	3	18	357
2791	Typesetting	—	—	—
2796	Platemaking services	3	18	357
<b>28</b>	<b>Chemicals &amp; allied products</b>	<b>186</b>	<b>37 860</b>	<b>21 392 844</b>
281	Industrial inorganic chemicals	10	e	D
2812	Alkalies & chlorine	—	—	—
2813	Industrial gases	—	—	—
2816	Inorganic pigments	1	a	D
2819	Industrial inorganic chemicals, nec	9	e	D
282	Plastics materials & synthetics	22	2 289	272 540
2821	Plastics materials & resins	20	g	D
2822	Synthetic rubber	—	—	—
2823	Cellulosic manmade fibers	1	b	D
2824	Organic fibers, noncellulosic	1	a	D
283	Drugs	92	30 561	19 656 200
2833	Medicinals & botanicals	8	1 679	1 210 166
2834	Pharmaceutical preparations	77	27 383	17 825 365
2835	Diagnostic substances	6	g	D
2836	Biological products, except diagnostic	1	c	D
284	Soaps, cleaners, & toilet goods	27	2 865	478 639
2841	Soap & other detergents	7	150	9 318

**Table 1. Current and Historical Data by Industry Group and Industry: 1997 and 1992—Con.**

[Detail may not add to total because of rounding. For meaning of abbreviations and symbols, see introductory text. For explanation of terms, see Appendix A]

SIC code	Industry	Establishments (number)	All employees+ (number)	Value added by manufacture (\$1,000)
<b>1997—Con.</b>				
<b>28</b>	<b>Chemicals &amp; allied products—Con.</b>			
284	Soaps, cleaners, & toilet goods—Con.			
2842	Polishes & sanitation goods .....	4	c	D
2843	Surface active agents .....	1	b	D
2844	Toilet preparations .....	15	2 510	443 339
285	Paints & allied products .....	12	750	84 896
2851	Paints & allied products .....	12	750	84 896
286	Industrial organic chemicals .....	—	—	—
2861	Gum & wood chemicals .....	—	—	—
2865	Cyclic crudes & intermediates .....	—	—	—
2869	Industrial organic chemicals, nec .....	—	—	—
287	Agricultural chemicals .....	5	e	D
2873	Nitrogenous fertilizers .....	1	a	D
2874	Phosphatic fertilizers .....	1	b	D
2875	Fertilizers, mixing only .....	2	c	D
2879	Agricultural chemicals, nec .....	1	c	D
289	Miscellaneous chemical products .....	18	657	271 885
2891	Adhesives & sealants .....	7	e	D
2892	Explosives .....	—	—	—
2893	Printing ink .....	1	a	D
2895	Carbon black .....	—	—	—
2899	Chemical preparations, nec .....	10	e	D
<b>29</b>	<b>Petroleum &amp; coal products .....</b>	<b>28</b>	<b>1 555</b>	<b>848 676</b>
291	Petroleum refining .....	9	781	806 283
2911	Petroleum refining .....	9	781	806 283
295	Asphalt paving & roofing materials .....	16	f	D
2951	Asphalt paving mixtures & blocks .....	15	f	D
2952	Asphalt felts & coatings .....	1	b	D
299	Miscellaneous petroleum & coal products .....	3	b	D
2992	Lubricating oils & greases .....	2	b	D
2999	Petroleum & coal products, nec .....	1	a	D
<b>30</b>	<b>Rubber &amp; miscellaneous plastics products .....</b>	<b>71</b>	<b>4 924</b>	<b>376 623</b>
301	Tires & inner tubes .....	3	116	5 170
3011	Tires & inner tubes .....	3	116	5 170
302	Rubber & plastics footwear .....	—	—	—
3021	Rubber & plastics footwear .....	—	—	—
305	Hose & belting & gaskets & packing .....	2	b	D
3052	Rubber & plastics hose & belting .....	—	—	—
3053	Gaskets, packing & sealing devices .....	2	b	D
306	Fabricated rubber products, nec .....	2	b	D
3061	Mechanical rubber goods .....	—	—	—
3069	Fabricated rubber products, nec .....	2	b	D
308	Miscellaneous plastics products, nec .....	64	4 693	365 318
3081	Unsupported plastics film & sheet .....	—	—	—
3082	Unsupported plastics profile shapes .....	—	—	—
3083	Laminated plastics plate & sheet .....	4	c	D
3084	Plastics pipe .....	—	—	—
3085	Plastics bottles .....	14	1 253	96 051
3086	Plastics foam products .....	5	f	D
3087	Custom compound purchased resins .....	—	—	—
3088	Plastics plumbing fixtures .....	—	—	—
3089	Plastics products, nec .....	41	2 667	213 435
<b>31</b>	<b>Leather &amp; leather products .....</b>	<b>25</b>	<b>5 752</b>	<b>218 489</b>
311	Leather tanning & finishing .....	—	—	—
3111	Leather tanning & finishing .....	—	—	—
313	Footwear cut stock .....	—	—	—
3131	Footwear cut stock & findings .....	—	—	—
314	Footwear, except rubber .....	15	4 888	189 519
3142	House slippers .....	1	a	D
3143	Men's footwear, except athletic .....	10	h	D
3144	Women's footwear, except athletic .....	2	f	D
3149	Footwear, except rubber, nec .....	2	c	D
315	Leather gloves & mittens .....	—	—	—
3151	Leather gloves & mittens .....	—	—	—
316	Luggage .....	1	a	D
3161	Luggage .....	1	a	D
317	Handbags & personal leather goods .....	5	c	D
3171	Women's handbags & purses .....	1	a	D
3172	Personal leather goods, nec .....	4	c	D
319	Leather goods, nec .....	4	f	D
3199	Leather goods, nec .....	4	f	D

**Table 1. Current and Historical Data by Industry Group and Industry: 1997 and 1992—Con.**

[Detail may not add to total because of rounding. For meaning of abbreviations and symbols, see introductory text. For explanation of terms, see Appendix A]

SIC code	Industry	Establishments (number)	All employees+ (number)	Value added by manufacture (\$1,000)
<b>1997—Con.</b>				
<b>32</b>	<b>Stone, clay, &amp; glass products</b>	<b>159</b>	<b>5 298</b>	<b>565 171</b>
321	Flat glass	2	b	D
3211	Flat glass	2	b	D
322	Glass & glassware, pressed or blown	—	—	—
3221	Glass containers	—	—	—
3229	Pressed & blown glass, nec	—	—	—
323	Products of purchased glass	6	f	D
3231	Products of purchased glass	6	f	D
324	Cement, hydraulic	1	c	D
3241	Cement, hydraulic	1	c	D
325	Structural clay products	1	a	D
3251	Brick & structural clay tile	1	a	D
3253	Ceramic wall & floor tile	—	—	—
3255	Clay refractories	—	—	—
3259	Structural clay products, nec	—	—	—
326	Pottery & related products	4	b	D
3261	Vitreous plumbing fixtures	1	b	D
3262	Vitreous china food utensils	—	—	—
3263	Fine earthenware food utensils	—	—	—
3264	Porcelain electrical supplies	—	—	—
3269	Pottery products, nec	3	13	273
327	Concrete, gypsum, & plaster products	110	3 462	386 372
3271	Concrete brick & block	34	556	32 958
3272	Concrete products, nec	27	1 166	155 616
3273	Ready-mixed concrete	49	1 740	197 798
3274	Lime	—	—	—
3275	Gypsum products	—	—	—
328	Cut stone & stone products	25	670	37 778
3281	Cut stone & stone products	25	670	37 778
329	Miscellaneous nonmetallic mineral products	10	323	27 111
3291	Abrasive products	1	c	D
3292	Asbestos products	—	—	—
3295	Minerals, ground or treated	—	—	—
3296	Mineral wool	—	—	—
3297	Nonclay refractories	—	—	—
3299	Nonmetallic mineral products, nec	9	c	D
<b>33</b>	<b>Primary metal industries</b>	<b>24</b>	<b>727</b>	<b>76 506</b>
331	Blast furnace & basic steel products	8	304	41 432
3312	Blast furnaces & steel mills	4	84	12 502
3313	Electrometallurgical products	—	—	—
3315	Steel wire & related products	4	220	28 930
3316	Cold finishing of steel shapes	—	—	—
3317	Steel pipe & tubes	—	—	—
332	Iron & steel foundries	—	—	—
3321	Gray iron foundries	—	—	—
3322	Malleable iron foundries	—	—	—
3324	Steel investment foundries	—	—	—
3325	Steel foundries, nec	—	—	—
333	Primary nonferrous metals	—	—	—
3331	Primary copper	—	—	—
3334	Primary aluminum	—	—	—
3339	Primary nonferrous metals, nec	—	—	—
334	Secondary nonferrous metals	3	a	D
3341	Secondary nonferrous metals	3	a	D
335	Nonferrous rolling & drawing	2	c	D
3351	Copper rolling & drawing	—	—	—
3353	Aluminum sheet, plate, & foil	—	—	—
3354	Aluminum extruded products	2	c	D
3355	Aluminum rolling & drawing, nec	—	—	—
3356	Nonferrous rolling & drawing, nec	—	—	—
3357	Nonferrous wire drawing & insulating	—	—	—
336	Nonferrous foundries (castings)	1	b	D
3363	Aluminum die-castings	1	b	D
3364	Nonferrous die-casting, except aluminum	—	—	—
3365	Aluminum foundries	—	—	—
3366	Copper foundries	—	—	—
3369	Nonferrous foundries, nec	—	—	—
339	Miscellaneous primary metal products	10	184	21 259
3398	Metal heat treating	1	a	D
3399	Primary metal products, nec	9	c	D
<b>34</b>	<b>Fabricated metal products</b>	<b>229</b>	<b>6 048</b>	<b>404 836</b>
341	Metal cans & shipping containers	10	729	126 980
3411	Metal cans	10	729	126 980
3412	Metal barrels, drums, & pails	—	—	—
342	Cutlery, handtools, & hardware	4	134	10 641
3421	Cutlery	1	b	D
3423	Hand & edge tools, nec	1	a	D
3425	Hand saws & saw blades	—	—	—
3429	Hardware, nec	2	b	D
343	Plumbing & heating, except electric	5	62	2 980
3431	Metal sanitary ware	—	—	—
3432	Plumbing fittings & brass goods	—	—	—
3433	Heating equipment, except electric	5	62	2 980
344	Fabricated structural metal products	156	4 036	201 778
3441	Fabricated structural metal	14	505	34 931
3442	Metal doors, sash, & trim	60	2 241	98 495
3443	Fabricated plate work, boiler shops	9	200	11 976



**Table 1. Current and Historical Data by Industry Group and Industry: 1997 and 1992—Con.**

[Detail may not add to total because of rounding. For meaning of abbreviations and symbols, see introductory text. For explanation of terms, see Appendix A]

SIC code	Industry	Establishments (number)	All employees+ (number)	Value added by manufacture (\$1,000)
<b>1997—Con.</b>				
<b>34</b>	<b>Fabricated metal products—Con.</b>			
344	Fabricated structural metal products—Con.			
3444	Sheet metal work .....	16	313	12 395
3446	Architectural metal work .....	42	436	14 490
3448	Prefabricated metal buildings .....	—	—	—
3449	Miscellaneous metal work .....	15	341	29 491
345	Screw machine products, bolts, etc .....	16	177	9 376
3451	Screw machine products .....	3	45	2 213
3452	Bolts, nuts, rivets, & washers .....	13	132	7 163
346	Metal forgings & stampings .....	8	125	4 735
3462	Iron & steel forgings .....	1	a	D
3463	Nonferrous forgings .....	—	—	—
3465	Automotive stampings .....	—	—	—
3466	Crowns & closures .....	—	—	—
3469	Metal stampings, nec .....	7	c	D
347	Metal services, nec .....	14	460	35 253
3471	Plating & polishing .....	14	460	35 253
3479	Metal coating & allied services .....	—	—	—
348	Ordnance & accessories, nec .....	—	—	—
3482	Small arms ammunition .....	—	—	—
3483	Ammunition, except small arms, nec .....	—	—	—
3484	Small arms .....	—	—	—
3489	Ordnance & accessories, nec .....	—	—	—
349	Miscellaneous fabricated metal products .....	16	325	13 093
3491	Industrial valves .....	1	b	D
3492	Fluid power valves & hose fittings .....	—	—	—
3493	Steel springs, except wire .....	—	—	—
3494	Valves & pipe fittings, nec .....	2	b	D
3495	Wire springs .....	—	—	—
3496	Miscellaneous fabricated wire products .....	4	39	1 849
3497	Metal foil & leaf .....	—	—	—
3498	Fabricated pipe & fittings .....	—	—	—
3499	Fabricated metal products, nec .....	9	178	7 587
<b>35</b>	<b>Industrial machinery &amp; equipment</b> .....	<b>78</b>	<b>4 301</b>	<b>2 665 239</b>
351	Engines & turbines .....	—	—	—
3511	Turbines & turbine generator sets .....	—	—	—
3519	Internal combustion engines, nec .....	—	—	—
352	Farm & garden machinery .....	2	b	D
3523	Farm machinery & equipment .....	1	b	D
3524	Lawn & garden equipment .....	1	a	D
353	Construction & related machinery .....	3	c	D
3531	Construction machinery .....	1	b	D
3532	Mining machinery .....	—	—	—
3533	Oil field machinery .....	—	—	—
3534	Elevators & moving stairways .....	—	—	—
3535	Conveyors & conveying equipment .....	1	c	D
3536	Hoists, cranes, & monorails .....	—	—	—
3537	Industrial trucks & tractors .....	1	a	D
354	Metalworking machinery .....	25	291	17 850
3541	Machine tools, metal cutting types .....	—	—	—
3542	Machine tools, metal forming types .....	—	—	—
3543	Industrial patterns .....	—	—	—
3544	Special dies, tools, jigs, & fixtures .....	16	73	2 599
3545	Machine tool accessories .....	3	c	D
3546	Power-driven handtools .....	2	a	D
3547	Rolling mill machinery .....	—	—	—
3548	Welding apparatus .....	—	—	—
3549	Metalworking machinery, nec .....	4	b	D
355	Special industry machinery .....	4	11	558
3552	Textile machinery .....	—	—	—
3553	Woodworking machinery .....	1	a	D
3554	Paper industries machinery .....	—	—	—
3555	Printing trades machinery .....	—	—	—
3556	Food products machinery .....	3	a	D
3559	Special industry machinery, nec .....	—	—	—
356	General industrial machinery .....	7	f	D
3561	Pumps & pumping equipment .....	—	—	—
3562	Ball & roller bearings .....	1	a	D
3563	Air & gas compressors .....	—	—	—
3564	Blowers & fans .....	1	a	D
3565	Packaging machinery .....	1	a	D
3566	Speed changers, drives, & gears .....	—	—	—
3567	Industrial furnaces & ovens .....	—	—	—
3568	Power transmission equipment, nec .....	—	—	—
3569	General industrial machinery, nec .....	4	f	D
357	Computer & office equipment .....	10	g	D
3571	Electronic computers .....	4	109	31 271
3572	Computer storage devices .....	1	c	D
3575	Computer terminals .....	—	—	—
3577	Computer peripheral equipment, nec .....	2	g	D
3578	Calculating & accounting equipment .....	—	—	—
3579	Office machines, nec .....	3	c	D
358	Refrigeration & service machinery .....	11	g	D
3581	Automatic merchandising machines .....	—	—	—
3582	Commercial laundry equipment .....	—	—	—
3585	Refrigeration & heating equipment .....	9	g	D
3586	Measuring & dispensing pumps .....	—	—	—
3589	Service industry machinery, nec .....	2	b	D
359	Industrial machinery, nec .....	16	120	5 482
3592	Carburetors, pistons, rings, & valves .....	—	—	—
3593	Fluid power cylinders & actuators .....	—	—	—
3594	Fluid power pumps & motors .....	—	—	—
3596	Scales & balances, except laboratory .....	—	—	—

**Table 1. Current and Historical Data by Industry Group and Industry: 1997 and 1992—Con.**

[Detail may not add to total because of rounding. For meaning of abbreviations and symbols, see introductory text. For explanation of terms, see Appendix A]

SIC code	Industry	Establishments (number)	All employees+ (number)	Value added by manufacture (\$1,000)
<b>1997—Con.</b>				
<b>35</b>	<b>Industrial machinery &amp; equipment—Con.</b>			
359	Industrial machinery, nec—Con.			
3599	Industrial machinery, nec.....	16	120	5 482
<b>36</b>	<b>Electronic &amp; other electric equipment .....</b>	<b>87</b>	<b>24 931</b>	<b>2 896 516</b>
361	Electric distribution equipment .....	22	4 228	363 007
3612	Transformers .....	7	1 848	110 345
3613	Switchgear & switchboard apparatus .....	15	2 380	252 662
362	Electrical industrial apparatus .....	3	f	D
3621	Motors & generators .....	—	—	—
3624	Carbon & graphite products .....	—	—	—
3625	Relays & industrial controls .....	2	f	D
3629	Electrical industrial apparatus, nec .....	1	a	D
363	Household appliances .....	1	e	D
3631	Household cooking equipment .....	—	—	—
3632	Household refrigerators & freezers .....	—	—	—
3633	Household laundry equipment .....	—	—	—
3634	Electric housewares & fans .....	—	—	—
3635	Household vacuum cleaners .....	—	—	—
3639	Household appliances, nec .....	1	e	D
364	Electric lighting & wiring equipment .....	21	3 821	355 095
3641	Electric lamps .....	2	b	D
3643	Current-carrying wiring devices .....	10	3 033	292 671
3644	Noncurrent-carrying wiring devices .....	1	a	D
3645	Residential lighting fixtures .....	6	e	D
3646	Commercial lighting fixtures .....	—	—	—
3647	Vehicular lighting equipment .....	—	—	—
3648	Lighting equipment, nec .....	2	e	D
365	Household audio & video equipment .....	2	b	D
3651	Household audio & video equipment .....	—	—	—
3652	Prerecorded records & tapes .....	2	b	D
366	Communications equipment .....	9	3 195	430 773
3661	Telephone & telegraph apparatus .....	5	f	D
3663	Radio & TV communications equipment .....	3	g	D
3669	Communications equipment, nec .....	1	b	D
367	Electronic components & accessories .....	26	11 699	1 530 658
3671	Electron tubes .....	2	e	D
3672	Printed circuit boards .....	6	4 255	929 274
3674	Semiconductors & related devices .....	1	c	D
3675	Electronic capacitors .....	—	—	—
3676	Electronic resistors .....	—	—	—
3677	Electronic coils & transformers .....	4	1 599	115 313
3678	Electronic connectors .....	—	—	—
3679	Electronic components, nec .....	13	5 477	441 605
369	Miscellaneous electrical equipment & supplies .....	3	f	D
3691	Storage batteries .....	1	f	D
3692	Primary batteries, dry & wet .....	—	—	—
3694	Engine electrical equipment .....	1	a	D
3695	Magnetic & optical recording media .....	—	—	—
3699	Electrical equipment & supplies, nec .....	1	e	D
<b>37</b>	<b>Transportation equipment .....</b>	<b>34</b>	<b>1 484</b>	<b>117 507</b>
371	Motor vehicles & equipment .....	20	1 285	103 273
3711	Motor vehicles & car bodies .....	2	b	D
3713	Truck & bus bodies .....	2	b	D
3714	Motor vehicle parts & accessories .....	16	1 214	100 350
3715	Truck trailers .....	—	—	—
3716	Motor homes .....	—	—	—
372	Aircraft & parts .....	1	a	D
3721	Aircraft .....	—	—	—
3724	Aircraft engines & engine parts .....	—	—	—
3728	Aircraft parts & equipment, nec .....	1	a	D
373	Ship & boat building & repairing .....	11	c	D
3731	Ship building & repairing .....	2	b	D
3732	Boat building & repairing .....	9	b	D
374	Railroad equipment .....	—	—	—
3743	Railroad equipment .....	—	—	—
375	Motorcycles, bicycles, & parts .....	—	—	—
3751	Motorcycles, bicycles, & parts .....	—	—	—
376	Guided missiles, space vehicles, parts .....	—	—	—
3761	Guided missiles & space vehicles .....	—	—	—
3764	Space propulsion units & parts .....	—	—	—
3769	Space vehicle equipment, nec .....	—	—	—
379	Miscellaneous transportation equipment .....	2	b	D
3792	Travel trailer & campers .....	—	—	—
3795	Tanks & tank components .....	—	—	—
3799	Transportation equipment, nec .....	2	b	D
<b>38</b>	<b>Instruments &amp; related products .....</b>	<b>64</b>	<b>12 260</b>	<b>1 521 030</b>
381	Search & navigation equipment .....	—	—	—
3812	Search & navigation equipment .....	—	—	—
382	Measuring & controlling devices .....	12	1 249	145 503
3821	Laboratory apparatus & furniture .....	1	c	D
3822	Environmental controls .....	1	c	D
3823	Process control instruments .....	3	159	11 550
3824	Fluid meters & counting devices .....	1	c	D
3825	Instruments to measure electricity .....	2	c	D
3826	Analytical instruments .....	—	—	—
3827	Optical instruments & lenses .....	1	e	D
3829	Measuring & controlling devices, nec .....	3	b	D

**Table 1. Current and Historical Data by Industry Group and Industry: 1997 and 1992—Con.**

[Detail may not add to total because of rounding. For meaning of abbreviations and symbols, see introductory text. For explanation of terms, see Appendix A]

SIC code	Industry	Establishments (number)	All employees+ (number)	Value added by manufacture (\$1,000)
<b>1997—Con.</b>				
<b>38</b>	<b>Instruments &amp; related products—Con.</b>			
384	Medical instruments & supplies .....	43	9 856	1 314 435
3841	Surgical & medical instruments .....	24	8 317	1 093 030
3842	Surgical appliances & supplies .....	19	1 539	221 405
3843	Dental equipment & supplies .....	—	—	—
3844	X-ray apparatus & tubes .....	—	—	—
3845	Electromedical equipment .....	—	—	—
385	Ophthalmic goods .....	8	g	D
3851	Ophthalmic goods .....	8	g	D
386	Photographic equipment & supplies .....	—	—	—
3861	Photographic equipment & supplies .....	—	—	—
387	Watches, clocks, watchcases, & parts .....	1	c	D
3873	Watches, clocks, & watchcases .....	1	c	D
<b>39</b>	<b>Miscellaneous manufacturing industries .....</b>	<b>61</b>	<b>2 208</b>	<b>163 802</b>
391	Jewelry, silverware, & plated ware .....	12	601	69 379
3911	Jewelry, precious metal .....	11	e	D
3914	Silverware & plated ware .....	1	c	D
3915	Jewelers' materials & lapidary work .....	—	—	—
393	Musical instruments .....	—	—	—
3931	Musical instruments .....	—	—	—
394	Toys & sporting goods .....	4	b	D
3942	Dolls .....	—	—	—
3944	Games, toys, & children's vehicles .....	—	—	—
3949	Sporting & athletic goods, nec .....	4	b	D
395	Pens, pencils, office, & art supplies .....	1	a	D
3951	Pens & mechanical pencils .....	—	—	—
3952	Lead pencils & art goods .....	—	—	—
3953	Marking devices .....	1	a	D
3955	Carbon paper & inked ribbons .....	—	—	—
396	Costume jewelry & notions .....	8	f	D
3961	Costume jewelry .....	6	f	D
3965	Fasteners, buttons, needles, & pins .....	2	a	D
399	Miscellaneous mfg .....	36	695	33 254
3991	Brooms & brushes .....	1	a	D
3993	Signs & advertising displays .....	20	328	14 791
3995	Burial caskets .....	3	b	D
3996	Hard surface floor coverings .....	—	—	—
3999	Mfg industries, nec .....	12	268	13 965
<b>1992</b>				
<b>All manufacturing industries .....</b>		<b>2 258</b>	<b>158 181</b>	<b>22 736 655</b>
<b>20</b>	<b>Food &amp; kindred products .....</b>	<b>331</b>	<b>20 193</b>	<b>3 677 093</b>
201	Meat products .....	17	1 417	122 042
2011	Meat packing plants .....	6	D	D
2013	Sausages & other prepared meats .....	9	228	12 670
2015	Poultry & egg processing .....	2	D	D
202	Dairy products .....	25	3 406	125 972
2022	Cheese, natural & processed .....	5	D	D
2023	Condensed & evaporated milk .....	1	D	D
2024	Ice cream & frozen desserts .....	11	D	D
2026	Fluid milk .....	8	2 985	105 273
203	Preserved fruits & vegetables .....	36	1 474	98 392
2032	Canned specialties .....	7	D	D
2033	Canned fruits & vegetables .....	13	575	27 397
2034	Dehydrated fruits, vegetables, & soups .....	1	D	D
2035	Pickles, sauces, & salad dressings .....	3	36	686
2037	Frozen fruits & vegetables .....	3	D	D
2038	Frozen specialties, nec .....	9	319	16 331
204	Grain mill products .....	21	776	100 202
2041	Flour & other grain mill products .....	1	D	D
2045	Blended & prepared flour .....	2	D	D
2048	Prepared feeds, nec .....	18	D	D
205	Bakery products .....	117	2 315	92 536
2051	Bread, cake, & related products .....	106	1 705	63 863
2052	Cookies & crackers .....	9	D	D
2053	Frozen bakery products, except bread .....	2	D	D
206	Sugar & confectionery products .....	18	800	128 688
2062	Cane sugar refining .....	2	D	D
2064	Candy & other confectionery products & chewing gum .....	14	D	D
2066	Chocolate & cocoa products .....	2	D	D
207	Fats & oils .....	4	340	48 461
2076	Vegetable oil mills, nec .....	1	D	D
2079	Shortening & cooking oils .....	3	D	D
208	Beverages .....	39	3 029	2 637 927
2082	Malt beverages .....	1	D	D
2084	Wines, brandy, & brandy spirits .....	2	D	D
2085	Distilled liquor, except brandy .....	6	D	D
2086	Bottled & canned soft drinks .....	17	702	103 285
2087	Flavoring extracts & syrups, nec .....	13	D	D
209	Miscellaneous food & kindred products .....	54	6 636	322 873
2091	Canned & cured seafood .....	5	5 318	198 285
2092	Fresh or frozen seafood .....	1	D	D
2095	Roasted coffee .....	7	334	81 761
2096	Potato chips & similar snacks .....	3	D	D
2097	Manufactured ice .....	24	D	D
2098	Macaroni & spaghetti .....	2	D	D
2099	Food preparations, nec .....	12	248	10 578

**Table 1. Current and Historical Data by Industry Group and Industry: 1997 and 1992—Con.**

[Detail may not add to total because of rounding. For meaning of abbreviations and symbols, see introductory text. For explanation of terms, see Appendix A]

SIC code	Industry	Establishments (number)	All employees+ (number)	Value added by manufacture (\$1,000)
<b>1992—Con.</b>				
<b>21</b>	<b>Tobacco products .....</b>	<b>6</b>	<b>D</b>	<b>D</b>
211	Cigarettes .....	1	D	D
2111	Cigarettes .....	1	D	D
212	Cigars .....	4	D	D
2121	Cigars .....	4	D	D
214	Tobacco stemming & redrying .....	1	D	D
2141	Tobacco stemming & redrying .....	1	D	D
<b>22</b>	<b>Textile mill products .....</b>	<b>26</b>	<b>3 324</b>	<b>105 626</b>
221	Broadwoven fabric mills, cotton .....	1	D	D
2211	Weaving mills, cotton .....	1	D	D
222	Broadwoven fabric mills, manmade fiber & silk .....	1	D	D
2221	Weaving mills, synthetics .....	1	D	D
224	Narrow fabric mills .....	1	D	D
2241	Narrow fabric mills .....	1	D	D
225	Knitting mills .....	13	2 478	58 797
2253	Knit outerwear mills .....	11	D	D
2254	Knit underwear mills .....	1	D	D
2258	Lace & warp knit fabric mills .....	1	D	D
227	Carpets & rugs .....	3	D	D
2273	Carpets & rugs .....	3	D	D
228	Yarn & thread mills .....	1	D	D
2281	Yarn spinning mills .....	1	D	D
229	Miscellaneous textile goods .....	6	D	D
2299	Textile goods, nec .....	6	D	D
<b>23</b>	<b>Apparel &amp; other textile products .....</b>	<b>285</b>	<b>31 320</b>	<b>900 183</b>
231	Men's & boys' suits & coats .....	9	1 174	31 275
2311	Men's & boys' suits & coats .....	9	1 174	31 275
232	Men's & boys' furnishings .....	78	11 879	341 274
2321	Shirts, men's & boys' .....	14	1 700	20 222
2322	Men's & boys' underwear & nightwear .....	7	D	D
2323	Men's & boys' neckwear .....	1	D	D
2325	Men's & boys' trousers & slacks .....	14	2 853	75 682
2326	Men's & boys' work clothing .....	26	3 320	113 990
2329	Men's & boys' clothing, nec .....	16	D	D
233	Women's & children's outerwear .....	72	4 287	88 548
2331	Women's blouses & waists .....	17	2 068	42 569
2335	Women's dresses .....	45	1 378	28 571
2337	Women's suits & coats .....	1	D	D
2339	Women's outerwear, nec .....	9	D	D
234	Women's & children's undergarments .....	72	10 824	346 262
2341	Women's & children's underwear .....	40	5 120	103 533
2342	Brassieres & allied garments .....	32	5 704	242 729
235	Hats, caps, & millinery .....	1	D	D
2353	Hats, caps, & millinery .....	1	D	D
236	Girls' & children's outerwear .....	12	1 036	21 638
2361	Girls' & children's dresses & blouses .....	8	771	15 334
2369	Girls' & children's outerwear, nec .....	4	265	6 304
238	Miscellaneous apparel & accessories .....	5	D	D
2384	Robes & dressing gowns .....	2	D	D
2387	Apparel belts .....	1	D	D
2389	Apparel & accessories, nec .....	2	D	D
239	Miscellaneous fabricated textile products .....	36	1 896	65 408
2391	Curtains & draperies .....	6	64	2 211
2392	Housefurnishings, nec .....	9	551	28 059
2393	Textile bags .....	3	D	D
2394	Canvas & related products .....	2	D	D
2395	Pleating & stitching .....	8	D	D
2396	Automotive & apparel trimmings .....	4	D	D
2399	Fabricated textile products, nec .....	4	D	D
<b>24</b>	<b>Lumber &amp; wood products .....</b>	<b>106</b>	<b>D</b>	<b>D</b>
243	Millwork, plywood, & structural members .....	89	744	22 856
2431	Millwork .....	26	187	6 401
2434	Wood kitchen cabinets .....	59	549	16 298
2439	Structural wood members, nec .....	4	8	157
244	Wood containers .....	6	D	D
2448	Wood pallets & skids .....	5	D	D
2449	Wood containers, nec .....	1	D	D
249	Miscellaneous wood products .....	11	D	D
2491	Wood preserving .....	5	D	D
2493	Reconstituted wood products .....	1	D	D
2499	Wood products, nec .....	5	D	D

**Table 1. Current and Historical Data by Industry Group and Industry: 1997 and 1992—Con.**

[Detail may not add to total because of rounding. For meaning of abbreviations and symbols, see introductory text. For explanation of terms, see Appendix A]

SIC code	Industry	Establishments (number)	All employees+ (number)	Value added by manufacture (\$1,000)
<b>1992—Con.</b>				
<b>25</b>	<b>Furniture &amp; fixtures .....</b>	<b>143</b>	<b>2 310</b>	<b>112 589</b>
251	Household furniture .....	110	1 646	71 538
2511	Wood household furniture .....	51	521	14 666
2512	Upholstered household furniture .....	24	388	15 412
2514	Metal household furniture .....	7	129	6 643
2515	Mattresses & bedsprings .....	18	345	17 673
2519	Household furniture, nec .....	10	263	17 144
252	Office furniture .....	6	D	D
2521	Wood office furniture .....	3	D	D
2522	Office furniture, except wood .....	3	D	D
253	Public building & related furniture .....	8	D	D
2531	Public building & related furniture .....	8	D	D
254	Partitions & fixtures .....	10	65	3 225
2541	Wood partitions & fixtures .....	8	D	D
2542	Partitions & fixtures, except wood .....	2	D	D
259	Miscellaneous furniture & fixtures .....	9	102	5 259
2591	Drapery hardware, blinds, & shades .....	6	D	D
2599	Furniture & fixtures, nec .....	3	D	D
<b>26</b>	<b>Paper &amp; allied products .....</b>	<b>55</b>	<b>2 732</b>	<b>171 795</b>
261	Pulp mills .....	1	D	D
2611	Pulp mills .....	1	D	D
262	Paper mills .....	3	D	D
2621	Paper mills .....	3	D	D
263	Paperboard mills .....	7	D	D
2631	Paperboard mills .....	7	D	D
265	Paperboard containers & boxes .....	23	1 923	120 569
2652	Setup paperboard boxes .....	3	D	D
2653	Corrugated & solid fiber boxes .....	11	802	68 505
2655	Fiber cans, drums, & similar products .....	1	D	D
2657	Folding paperboard boxes .....	8	927	46 804
267	Miscellaneous converted paper products .....	21	609	37 588
2671	Paper—coated & laminated, packaging .....	2	D	D
2673	Bags—plastics, laminated, & coated .....	6	173	11 899
2674	Bags—uncoated paper & multiwall .....	1	D	D
2676	Sanitary paper products .....	1	D	D
2677	Envelopes .....	1	D	D
2679	Converted paper products, nec .....	10	165	5 890
<b>27</b>	<b>Printing &amp; publishing .....</b>	<b>192</b>	<b>4 121</b>	<b>325 177</b>
271	Newspapers .....	16	1 467	144 851
2711	Newspapers .....	16	1 467	144 851
272	Periodicals .....	9	D	D
2721	Periodicals .....	9	D	D
273	Books .....	10	139	4 312
2731	Book publishing .....	9	D	D
2732	Book printing .....	1	D	D
274	Miscellaneous publishing .....	10	D	D
2741	Miscellaneous publishing .....	10	D	D
275	Commercial printing .....	131	2 034	109 897
2752	Commercial printing, lithographic .....	70	1 275	57 152
2754	Commercial printing, gravure .....	7	107	4 616
2759	Commercial printing, nec .....	54	652	48 129
276	Manifold business forms .....	8	154	16 018
2761	Manifold business forms .....	8	154	16 018
278	Blankbooks & bookbinding .....	2	D	D
2782	Blankbooks & looseleaf binders .....	2	D	D
279	Printing trade services .....	6	36	1 822
2791	Typesetting .....	2	D	D
2796	Platemaking services .....	4	D	D
<b>28</b>	<b>Chemicals &amp; allied products .....</b>	<b>190</b>	<b>31 161</b>	<b>11 014 927</b>
281	Industrial inorganic chemicals .....	9	175	21 682
2813	Industrial gases .....	2	D	D
2819	Industrial inorganic chemicals, nec .....	7	D	D
282	Plastics materials & synthetics .....	18	2 303	109 811
2821	Plastics materials & resins .....	16	D	D
2823	Cellulosic manmade fibers .....	2	D	D
283	Drugs .....	88	24 892	9 978 394
2833	Medicinals & botanicals .....	8	D	D
2834	Pharmaceutical preparations .....	74	22 163	9 282 768
2835	Diagnostic substances .....	5	1 142	426 895
2836	Biological products, except diagnostic .....	1	D	D
284	Soaps, cleaners, & toilet goods .....	30	1 981	218 959
2841	Soap & other detergents .....	9	462	66 753
2842	Polishes & sanitation goods .....	3	D	D
2843	Surface active agents .....	2	D	D
2844	Toilet preparations .....	16	1 374	147 983
285	Paints & allied products .....	13	476	50 502
2851	Paints & allied products .....	13	476	50 502
286	Industrial organic chemicals .....	2	D	D
2865	Cyclic crudes & intermediates .....	1	D	D
2869	Industrial organic chemicals, nec .....	1	D	D
287	Agricultural chemicals .....	7	D	D
2873	Nitrogenous fertilizers .....	3	43	3 106

**Table 1. Current and Historical Data by Industry Group and Industry: 1997 and 1992—Con.**

[Detail may not add to total because of rounding. For meaning of abbreviations and symbols, see introductory text. For explanation of terms, see Appendix A]

SIC code	Industry	Establishments (number)	All employees+ (number)	Value added by manufacture (\$1,000)
<b>1992—Con.</b>				
<b>28</b>	<b>Chemicals &amp; allied products—Con.</b>			
287	Agricultural chemicals—Con.			
2874	Phosphatic fertilizers .....	1	D	D
2875	Fertilizers, mixing only .....	2	D	D
2879	Agricultural chemicals, nec .....	1	D	D
289	Miscellaneous chemical products .....	23	632	163 578
2891	Adhesives & sealants .....	7	313	64 265
2899	Chemical preparations, nec .....	16	319	99 313
<b>29</b>	<b>Petroleum &amp; coal products .....</b>	<b>24</b>	<b>1 562</b>	<b>1 055 516</b>
291	Petroleum refining .....	9	979	1 008 678
2911	Petroleum refining .....	9	979	1 008 678
295	Asphalt paving & roofing materials .....	14	D	D
2951	Asphalt paving mixtures & blocks .....	13	D	D
2952	Asphalt felts & coatings .....	1	D	D
299	Miscellaneous petroleum & coal products .....	1	D	D
2992	Lubricating oils & greases .....	1	D	D
<b>30</b>	<b>Rubber &amp; miscellaneous plastics products .....</b>	<b>92</b>	<b>4 252</b>	<b>243 964</b>
301	Tires & inner tubes .....	1	D	D
3011	Tires & inner tubes .....	1	D	D
305	Hose & belting & gaskets & packing .....	4	D	D
3052	Rubber & plastics hose & belting .....	3	D	D
3053	Gaskets, packing & sealing devices .....	1	D	D
306	Fabricated rubber products, nec .....	10	309	17 207
3069	Fabricated rubber products, nec .....	10	309	17 207
308	Miscellaneous plastics products, nec .....	77	3 850	222 213
3081	Unsupported plastics film & sheet .....	1	D	D
3083	Laminated plastics plate & sheet .....	6	D	D
3085	Plastics bottles .....	11	921	51 489
3086	Plastics foam products .....	4	D	D
3087	Custom compound purchased resins .....	1	D	D
3089	Plastics products, nec .....	54	2 217	146 189
<b>31</b>	<b>Leather &amp; leather products .....</b>	<b>31</b>	<b>5 785</b>	<b>226 890</b>
314	Footwear, except rubber .....	18	4 361	156 061
3142	House slippers .....	2	D	D
3143	Men's footwear, except athletic .....	9	D	D
3144	Women's footwear, except athletic .....	3	D	D
3149	Footwear, except rubber, nec .....	4	D	D
315	Leather gloves & mittens .....	1	D	D
3151	Leather gloves & mittens .....	1	D	D
316	Luggage .....	2	D	D
3161	Luggage .....	2	D	D
317	Handbags & personal leather goods .....	8	1 297	65 213
3171	Women's handbags & purses .....	3	D	D
3172	Personal leather goods, nec .....	5	D	D
319	Leather goods, nec .....	2	D	D
3199	Leather goods, nec .....	2	D	D
<b>32</b>	<b>Stone, clay, &amp; glass products .....</b>	<b>174</b>	<b>4 517</b>	<b>318 760</b>
321	Flat glass .....	2	D	D
3211	Flat glass .....	2	D	D
322	Glass & glassware, pressed or blown .....	5	D	D
3229	Pressed & blown glass, nec .....	5	D	D
323	Products of purchased glass .....	9	582	41 650
3231	Products of purchased glass .....	9	582	41 650
324	Cement, hydraulic .....	1	D	D
3241	Cement, hydraulic .....	1	D	D
325	Structural clay products .....	3	D	D
3251	Brick & structural clay tile .....	1	D	D
3253	Ceramic wall & floor tile .....	2	D	D
326	Pottery & related products .....	6	153	6 255
3261	Vitreous plumbing fixtures .....	2	D	D
3269	Pottery products, nec .....	4	D	D
327	Concrete, gypsum, & plaster products .....	122	2 678	222 046
3271	Concrete brick & block .....	38	509	24 498
3272	Concrete products, nec .....	33	1 282	108 290
3273	Ready-mixed concrete .....	51	887	89 258
328	Cut stone & stone products .....	17	479	18 518
3281	Cut stone & stone products .....	17	479	18 518
329	Miscellaneous nonmetallic mineral products .....	9	190	10 877
3291	Abrasive products .....	1	D	D
3292	Asbestos products .....	2	D	D
3299	Nonmetallic mineral products, nec .....	6	D	D

**Table 1. Current and Historical Data by Industry Group and Industry: 1997 and 1992—Con.**

[Detail may not add to total because of rounding. For meaning of abbreviations and symbols, see introductory text. For explanation of terms, see Appendix A]

SIC code	Industry	Establishments (number)	All employees+ (number)	Value added by manufacture (\$1,000)
<b>1992—Con.</b>				
<b>33</b>	<b>Primary metal industries .....</b>	<b>27</b>	<b>D</b>	<b>D</b>
331	Blast furnace & basic steel products .....	8	206	18 922
3312	Blast furnaces & steel mills .....	5	D	D
3315	Steel wire & related products .....	3	D	D
332	Iron & steel foundries .....	3	D	D
3321	Gray iron foundries .....	3	D	D
334	Secondary nonferrous metals .....	4	82	2 258
3341	Secondary nonferrous metals .....	4	82	2 258
335	Nonferrous rolling & drawing .....	5	193	9 346
3353	Aluminum sheet, plate, & foil .....	1	D	D
3354	Aluminum extruded products .....	3	D	D
3355	Aluminum rolling & drawing, nec .....	1	D	D
336	Nonferrous foundries (castings) .....	1	D	D
3363	Aluminum die-castings .....	1	D	D
339	Miscellaneous primary metal products .....	6	137	14 920
3398	Metal heat treating .....	1	D	D
3399	Primary metal products, nec .....	5	D	D
<b>34</b>	<b>Fabricated metal products .....</b>	<b>211</b>	<b>4 924</b>	<b>313 449</b>
341	Metal cans & shipping containers .....	11	455	87 072
3411	Metal cans .....	10	D	D
3412	Metal barrels, drums, & pails .....	1	D	D
342	Cutlery, handtools, & hardware .....	6	D	D
3421	Cutlery .....	1	D	D
3423	Hand & edge tools, nec .....	1	D	D
3425	Hand saws & saw blades .....	1	D	D
3429	Hardware, nec .....	3	110	4 518
343	Plumbing & heating, except electric .....	5	D	D
3433	Heating equipment, except electric .....	5	D	D
344	Fabricated structural metal products .....	134	2 961	140 675
3441	Fabricated structural metal .....	14	335	14 706
3442	Metal doors, sash, & trim .....	33	1 252	53 518
3443	Fabricated plate work, boiler shops .....	13	338	12 797
3444	Sheet metal work .....	17	505	39 742
3446	Architectural metal work .....	45	D	D
3448	Prefabricated metal buildings .....	2	D	D
3449	Miscellaneous metal work .....	10	228	9 463
345	Screw machine products, bolts, etc .....	13	262	17 319
3451	Screw machine products .....	6	176	11 384
3452	Bolts, nuts, rivets, & washers .....	7	86	5 935
346	Metal forgings & stampings .....	10	212	14 739
3469	Metal stampings, nec .....	10	212	14 739
347	Metal services, nec .....	7	336	9 520
3471	Plating & polishing .....	6	D	D
3479	Metal coating & allied services .....	1	D	D
349	Miscellaneous fabricated metal products .....	25	472	30 828
3493	Steel springs, except wire .....	1	D	D
3494	Valves & pipe fittings, nec .....	1	D	D
3495	Wire springs .....	1	D	D
3496	Miscellaneous fabricated wire products .....	6	208	16 328
3498	Fabricated pipe & fittings .....	1	D	D
3499	Fabricated metal products, nec .....	15	208	11 006
<b>35</b>	<b>Industrial machinery &amp; equipment .....</b>	<b>74</b>	<b>5 373</b>	<b>702 396</b>
352	Farm & garden machinery .....	1	D	D
3523	Farm machinery & equipment .....	1	D	D
353	Construction & related machinery .....	5	D	D
3531	Construction machinery .....	1	D	D
3534	Elevators & moving stairways .....	1	D	D
3535	Conveyors & conveying equipment .....	3	D	D
354	Metalworking machinery .....	18	D	D
3541	Machine tools, metal cutting types .....	1	D	D
3544	Special dies, tools, jigs, & fixtures .....	11	104	6 441
3545	Machine tool accessories .....	1	D	D
3546	Power-driven handtools .....	3	D	D
3548	Welding apparatus .....	1	D	D
3549	Metalworking machinery, nec .....	1	D	D
355	Special industry machinery .....	6	19	770
3553	Woodworking machinery .....	3	4	288
3556	Food products machinery .....	2	D	D
3559	Special industry machinery, nec .....	1	D	D
356	General industrial machinery .....	9	809	94 514
3561	Pumps & pumping equipment .....	1	D	D
3562	Ball & roller bearings .....	1	D	D
3564	Blowers & fans .....	1	D	D
3565	Packaging machinery .....	1	D	D
3569	General industrial machinery, nec .....	5	D	D
357	Computer & office equipment .....	17	3 247	473 407
3571	Electronic computers .....	9	1 585	221 384
3572	Computer storage devices .....	2	D	D
3575	Computer terminals .....	1	D	D
3577	Computer peripheral equipment, nec .....	2	D	D
3579	Office machines, nec .....	3	D	D
358	Refrigeration & service machinery .....	6	D	D
3585	Refrigeration & heating equipment .....	6	D	D
359	Industrial machinery, nec .....	12	58	2 953
3599	Industrial machinery, nec .....	12	58	2 953

**Table 1. Current and Historical Data by Industry Group and Industry: 1997 and 1992—Con.**

[Detail may not add to total because of rounding. For meaning of abbreviations and symbols, see introductory text. For explanation of terms, see Appendix A]

SIC code	Industry	Establishments (number)	All employees+ (number)	Value added by manufacture (\$1,000)
<b>1992—Con.</b>				
<b>36</b>	<b>Electronic &amp; other electric equipment .....</b>	<b>114</b>	<b>17 224</b>	<b>1 691 770</b>
361	Electric distribution equipment .....	21	3 701	281 425
3612	Transformers .....	9	D	D
3613	Switchgear & switchboard apparatus .....	12	D	D
362	Electrical industrial apparatus .....	11	1 261	144 198
3621	Motors & generators .....	1	D	D
3624	Carbon & graphite products .....	1	D	D
3625	Relays & industrial controls .....	5	590	42 190
3629	Electrical industrial apparatus, nec .....	4	D	D
363	Household appliances .....	6	D	D
3639	Household appliances, nec .....	6	D	D
364	Electric lighting & wiring equipment .....	21	2 296	185 158
3641	Electric lamps .....	2	D	D
3643	Current-carrying wiring devices .....	12	1 503	121 824
3644	Noncurrent-carrying wiring devices .....	1	D	D
3645	Residential lighting fixtures .....	3	D	D
3648	Lighting equipment, nec .....	3	D	D
365	Household audio & video equipment .....	1	D	D
3651	Household audio & video equipment .....	1	D	D
366	Communications equipment .....	16	3 331	385 709
3661	Telephone & telegraph apparatus .....	9	D	D
3663	Radio & TV communications equipment .....	3	D	D
3669	Communications equipment, nec .....	4	D	D
367	Electronic components & accessories .....	30	5 519	585 043
3671	Electron tubes .....	2	D	D
3672	Printed circuit boards .....	9	1 174	169 381
3674	Semiconductors & related devices .....	2	D	D
3677	Electronic coils & transformers .....	3	521	32 523
3678	Electronic connectors .....	1	D	D
3679	Electronic components, nec .....	13	3 150	323 902
369	Miscellaneous electrical equipment & supplies .....	8	1 078	107 443
3691	Storage batteries .....	2	D	D
3694	Engine electrical equipment .....	1	D	D
3695	Magnetic & optical recording media .....	1	D	D
3699	Electrical equipment & supplies, nec .....	4	D	D
<b>37</b>	<b>Transportation equipment .....</b>	<b>34</b>	<b>1 315</b>	<b>98 584</b>
371	Motor vehicles & equipment .....	19	1 221	92 417
3711	Motor vehicles & car bodies .....	1	D	D
3713	Truck & bus bodies .....	2	D	D
3714	Motor vehicle parts & accessories .....	16	1 158	89 424
372	Aircraft & parts .....	1	D	D
3728	Aircraft parts & equipment, nec .....	1	D	D
373	Ship & boat building & repairing .....	10	D	D
3731	Ship building & repairing .....	2	D	D
3732	Boat building & repairing .....	8	D	D
379	Miscellaneous transportation equipment .....	4	59	2 885
3799	Transportation equipment, nec .....	4	59	2 885
<b>38</b>	<b>Instruments &amp; related products .....</b>	<b>65</b>	<b>12 398</b>	<b>1 296 702</b>
381	Search & navigation equipment .....	1	D	D
3812	Search & navigation equipment .....	1	D	D
382	Measuring & controlling devices .....	15	1 292	225 752
3821	Laboratory apparatus & furniture .....	1	D	D
3822	Environmental controls .....	2	D	D
3823	Process control instruments .....	4	253	13 656
3825	Instruments to measure electricity .....	3	D	D
3826	Analytical instruments .....	1	D	D
3827	Optical instruments & lenses .....	2	D	D
3829	Measuring & controlling devices, nec .....	2	D	D
384	Medical instruments & supplies .....	40	10 044	1 003 286
3841	Surgical & medical instruments .....	23	6 634	636 019
3842	Surgical appliances & supplies .....	15	D	D
3843	Dental equipment & supplies .....	1	D	D
3845	Electromedical equipment .....	1	D	D
385	Ophthalmic goods .....	7	D	D
3851	Ophthalmic goods .....	7	D	D
386	Photographic equipment & supplies .....	1	D	D
3861	Photographic equipment & supplies .....	1	D	D
387	Watches, clocks, watchcases, & parts .....	1	D	D
3873	Watches, clocks, & watchcases .....	1	D	D
<b>39</b>	<b>Miscellaneous manufacturing industries .....</b>	<b>78</b>	<b>2 754</b>	<b>215 247</b>
391	Jewelry, silverware, & plated ware .....	18	605	65 080
3911	Jewelry, precious metal .....	14	301	22 228
3914	Silverware & plated ware .....	2	D	D
3915	Jewelers' materials & lapidary work .....	2	D	D
393	Musical instruments .....	1	D	D
3931	Musical instruments .....	1	D	D
394	Toys & sporting goods .....	6	85	1 711
3942	Dolls .....	1	D	D
3944	Games, toys, & children's vehicles .....	1	D	D
3949	Sporting & athletic goods, nec .....	4	D	D
395	Pens, pencils, office, & art supplies .....	5	D	D
3952	Lead pencils & art goods .....	4	D	D
3953	Marking devices .....	1	D	D



**Table 1. Current and Historical Data by Industry Group and Industry: 1997 and 1992—Con.**

[Detail may not add to total because of rounding. For meaning of abbreviations and symbols, see introductory text. For explanation of terms, see Appendix A]

SIC code	Industry	Establishments (number)	All employees+ (number)	Value added by manufacture (\$1,000)
<b>1992—Con.</b>				
<b>39</b>	<b>Miscellaneous manufacturing industries—Con.</b>			
396	Costume jewelry & notions .....	9	D	D
3961	Costume jewelry .....	7	D	D
3965	Fasteners, buttons, needles, & pins .....	2	D	D
399	Miscellaneous mfg .....	39	563	37 230
3993	Signs & advertising displays .....	19	250	11 627
3995	Burial caskets .....	3	86	6 039
3999	Mfg industries, nec .....	17	227	19 564

**Table 2. Number of Production Workers and Hours Worked by Industry Group and Industry: 1997**

[Detail may not add to total because of rounding. For meaning of abbreviations and symbols, see introductory text. For explanation of terms, see Appendix A]

SIC code	Industry	Establishments (number)	Production workers					Hours worked				
			Average for the year (number)	March (number)	May (number)	August (number)	November (number)	Total (number)	January through March (number)	April through June (number)	July through September (number)	October through December (number)
	<b>All manufacturing industries</b> .....	<b>2 092</b>	<b>126 580</b>	<b>125 288</b>	<b>126 811</b>	<b>126 368</b>	<b>127 045</b>	<b>232 237 662</b>	<b>55 799 255</b>	<b>59 148 856</b>	<b>58 396 497</b>	<b>58 893 054</b>
<b>20</b>	<b>Food &amp; kindred products</b> .....	<b>287</b>	<b>12 534</b>	<b>12 851</b>	<b>12 655</b>	<b>12 150</b>	<b>12 397</b>	<b>23 555 998</b>	<b>5 484 536</b>	<b>6 098 317</b>	<b>5 853 489</b>	<b>6 119 656</b>
201	Meat products .....	18	1 356	1 356	1 344	1 348	1 376	2 496 674	614 749	665 410	600 860	615 655
2011	Meat packing plants .....	7	284	279	278	290	291	505 745	122 433	124 261	127 066	131 985
2013	Sausages & other prepared meats .....	7	c	c	c	c	c	D	D	D	D	D
2015	Poultry & egg processing .....	4	f	f	f	f	f	D	D	D	D	D
202	Dairy products .....	22	1 189	1 184	1 208	1 180	1 174	2 491 415	625 528	574 905	645 113	645 869
2021	Creamery butter .....	—	—	—	—	—	—	—	—	—	—	—
2022	Cheese, natural & processed .....	5	c	c	c	c	c	D	D	D	D	D
2023	Condensed & evaporated milk .....	1	a	a	a	a	a	D	D	D	D	D
2024	Ice cream & frozen desserts .....	12	116	120	124	108	104	193 651	42 297	50 124	50 724	50 506
2026	Fluid milk .....	4	f	f	f	f	f	D	D	D	D	D
203	Preserved fruits & vegetables .....	36	911	901	918	911	910	1 658 663	399 064	415 929	420 283	423 387
2032	Canned specialties .....	1	c	c	c	c	c	D	D	D	D	D
2033	Canned fruits & vegetables .....	19	273	257	266	273	295	465 320	112 099	113 098	115 397	124 726
2034	Dehydrated fruits, vegetables, & soups .....	1	a	a	a	a	a	D	D	D	D	D
2035	Pickles, sauces, & salad dressings .....	1	a	a	a	a	a	D	D	D	D	D
2037	Frozen fruits & vegetables .....	4	c	c	c	c	c	D	D	D	D	D
2038	Frozen specialties, nec .....	10	311	304	310	324	306	556 747	130 329	143 775	143 157	139 486
204	Grain mill products .....	23	623	623	644	598	617	1 207 520	292 695	307 158	297 426	310 241
2041	Flour & other grain mill products .....	3	c	c	c	c	c	D	D	D	D	D
2043	Cereal breakfast foods .....	—	—	—	—	—	—	—	—	—	—	—
2044	Rice milling .....	1	c	c	c	c	c	D	D	D	D	D
2045	Blended & prepared flour .....	1	a	a	a	a	a	D	D	D	D	D
2046	Wet corn milling .....	—	—	—	—	—	—	—	—	—	—	—
2047	Dog & cat food .....	—	—	—	—	—	—	—	—	—	—	—
2048	Prepared feeds, nec .....	18	374	356	379	370	385	692 378	165 135	173 121	172 620	181 502
205	Bakery products .....	66	1 265	1 283	1 258	1 260	1 237	2 092 413	514 372	522 299	532 625	523 117
2051	Bread, cake, & related products .....	55	933	934	926	938	920	1 472 672	360 839	369 312	369 443	373 078
2052	Cookies & crackers .....	10	e	e	e	e	e	D	D	D	D	D
2053	Frozen bakery products, except bread .....	1	a	a	a	a	a	D	D	D	D	D
206	Sugar & confectionery products .....	18	683	660	671	694	705	1 167 342	271 547	288 198	301 735	305 862
2061	Raw cane sugar .....	—	—	—	—	—	—	—	—	—	—	—
2062	Cane sugar refining .....	—	—	—	—	—	—	—	—	—	—	—
2063	Beet sugar .....	1	a	a	a	a	a	D	D	D	D	D
2064	Candy & other confectionery products & chewing gum .....	17	f	f	f	f	f	D	D	D	D	D
2066	Chocolate & cocoa products .....	—	—	—	—	—	—	—	—	—	—	—
2067	Chewing gum .....	—	—	—	—	—	—	—	—	—	—	—
2068	Salted & roasted nuts & seeds .....	—	—	—	—	—	—	—	—	—	—	—
207	Fats & oils .....	3	177	183	178	179	167	376 046	96 613	94 556	95 128	89 749
2074	Cottonseed oil mills .....	—	—	—	—	—	—	—	—	—	—	—
2075	Soybean oil mills .....	1	a	a	a	a	a	D	D	D	D	D
2076	Vegetable oil mills, nec .....	—	—	—	—	—	—	—	—	—	—	—
2077	Animal & marine fats & oils .....	—	—	—	—	—	—	—	—	—	—	—
2079	Shortening & cooking oils .....	2	c	c	c	c	c	D	D	D	D	D
208	Beverages .....	49	2 338	2 274	2 347	2 350	2 367	6 225 189	1 375 308	1 589 136	1 641 264	1 619 481
2082	Malt beverages .....	2	e	e	e	e	e	D	D	D	D	D
2083	Malt .....	—	—	—	—	—	—	—	—	—	—	—
2084	Wines, brandy, & brandy spirits .....	1	a	a	a	a	a	D	D	D	D	D
2085	Distilled liquor, except brandy .....	3	e	e	e	e	e	D	D	D	D	D
2086	Bottled & canned soft drinks .....	30	1 180	1 127	1 210	1 183	1 194	4 230 520	973 302	1 050 233	1 102 867	1 104 118
2087	Flavoring extracts & syrups, nec .....	13	f	f	f	f	f	D	D	D	D	D
209	Miscellaneous food & kindred products .....	52	3 992	4 387	4 087	3 630	3 844	5 840 736	1 294 660	1 640 726	1 319 055	1 586 295
2091	Canned & cured seafood .....	2	h	h	h	h	h	D	D	D	D	D
2092	Fresh or frozen seafood .....	2	a	a	a	a	a	D	D	D	D	D
2095	Roasted coffee .....	9	216	208	217	213	219	336 713	85 179	83 642	81 605	86 287
2096	Potato chips & similar snacks .....	2	b	b	b	b	b	D	D	D	D	D
2097	Manufactured ice .....	24	160	170	156	149	153	276 213	66 608	68 441	70 604	70 560
2098	Macaroni & spaghetti .....	1	b	b	b	b	b	D	D	D	D	D
2099	Food preparations, nec .....	12	181	182	182	186	172	238 414	59 057	60 244	60 668	58 445
<b>21</b>	<b>Tobacco products</b> .....	<b>4</b>	<b>g</b>	<b>g</b>	<b>g</b>	<b>g</b>	<b>g</b>	<b>D</b>	<b>D</b>	<b>D</b>	<b>D</b>	<b>D</b>
211	Cigarettes .....	1	e	e	e	e	e	D	D	D	D	D
2111	Cigarettes .....	1	e	e	e	e	e	D	D	D	D	D
212	Cigars .....	3	f	f	f	f	f	D	D	D	D	D
2121	Cigars .....	3	f	f	f	f	f	D	D	D	D	D
213	Chewing & smoking tobacco .....	—	—	—	—	—	—	—	—	—	—	—
2131	Chewing & smoking tobacco .....	—	—	—	—	—	—	—	—	—	—	—
214	Tobacco stemming & redrying .....	—	—	—	—	—	—	—	—	—	—	—
2141	Tobacco stemming & redrying .....	—	—	—	—	—	—	—	—	—	—	—

**Table 2. Number of Production Workers and Hours Worked by Industry Group and Industry: 1997—Con.**

[Detail may not add to total because of rounding. For meaning of abbreviations and symbols, see introductory text. For explanation of terms, see Appendix A]

SIC code	Industry	Establishments (number)	Production workers					Hours worked				
			Average for the year (number)	March (number)	May (number)	August (number)	November (number)	Total (number)	January through March (number)	April through June (number)	July through September (number)	October through December (number)
<b>22</b>	<b>Textile mill products .....</b>	<b>20</b>	<b>2 372</b>	<b>2 492</b>	<b>2 505</b>	<b>2 440</b>	<b>2 044</b>	<b>4 287 810</b>	<b>1 129 960</b>	<b>1 159 031</b>	<b>1 067 280</b>	<b>931 539</b>
221	Broadwoven fabric mills, cotton .....	1	a	a	a	a	a	D	D	D	D	D
2211	Weaving mills, cotton .....	1	a	a	a	a	a	D	D	D	D	D
222	Broadwoven fabric mills, manmade fiber & silk .....	1	a	a	a	a	a	D	D	D	—	—
2221	Weaving mills, synthetics .....	1	a	a	a	a	a	D	D	D	—	—
223	Broadwoven fabric mills, wool .....	—	—	—	—	—	—	—	—	—	—	—
2231	Weaving & finishing mills, wool .....	—	—	—	—	—	—	—	—	—	—	—
224	Narrow fabric mills .....	—	—	—	—	—	—	—	—	—	—	—
2241	Narrow fabric mills .....	—	—	—	—	—	—	—	—	—	—	—
225	Knitting mills .....	8	2 021	2 135	2 143	2 100	1 701	3 718 228	984 537	1 012 060	929 615	792 016
2251	Women's hosiery, except socks .....	1	e	e	e	e	e	D	D	D	D	D
2252	Hosiery, nec .....	—	—	—	—	—	—	—	—	—	—	—
2253	Knit outerwear mills .....	7	g	g	g	g	g	D	D	D	D	D
2254	Knit underwear mills .....	—	—	—	—	—	—	—	—	—	—	—
2257	Circular knit fabric mills .....	—	—	—	—	—	—	—	—	—	—	—
2258	Lace & warp knit fabric mills .....	—	—	—	—	—	—	—	—	—	—	—
2259	Knitting mills, nec .....	—	—	—	—	—	—	—	—	—	—	—
226	Textile finishing, except wool .....	3	b	b	b	b	b	D	D	D	D	D
2261	Finishing plants, cotton .....	2	a	a	a	a	a	D	D	D	D	D
2262	Finishing plants, synthetics .....	—	—	—	—	—	—	—	—	—	—	—
2269	Finishing plants, nec .....	1	b	b	b	b	b	D	D	D	D	D
227	Carpets & rugs .....	1	a	a	a	a	a	D	D	D	D	D
2273	Carpets & rugs .....	1	a	a	a	a	a	D	D	D	D	D
228	Yarn & thread mills .....	1	b	b	b	b	b	D	D	D	D	D
2281	Yarn spinning mills .....	1	b	b	b	b	b	D	D	D	D	D
2282	Yarn throwing & winding mills .....	—	—	—	—	—	—	—	—	—	—	—
2284	Thread mills .....	—	—	—	—	—	—	—	—	—	—	—
229	Miscellaneous textile goods .....	5	176	182	177	168	176	289 043	73 405	73 508	69 112	73 018
2295	Coated fabrics, not rubberized .....	—	—	—	—	—	—	—	—	—	—	—
2296	Tire cord & fabric .....	1	b	b	b	b	b	D	D	D	D	D
2297	Nonwoven fabrics .....	—	—	—	—	—	—	—	—	—	—	—
2298	Cordage & twine .....	—	—	—	—	—	—	—	—	—	—	—
2299	Textile goods, nec .....	4	c	c	c	b	c	D	D	D	D	D
<b>23</b>	<b>Apparel &amp; other textile products ..</b>	<b>223</b>	<b>19 816</b>	<b>20 479</b>	<b>20 043</b>	<b>19 457</b>	<b>19 178</b>	<b>33 095 158</b>	<b>8 262 919</b>	<b>8 629 336</b>	<b>8 344 684</b>	<b>7 858 219</b>
231	Men's & boys' suits & coats .....	10	1 310	1 296	1 283	1 339	1 323	2 233 831	512 380	565 004	590 754	585 693
2311	Men's & boys' suits & coats .....	10	1 310	1 296	1 283	1 339	1 323	2 233 831	512 380	565 004	590 754	585 693
232	Men's & boys' furnishings .....	69	8 431	8 594	8 507	8 439	8 138	14 925 899	3 661 154	3 884 446	3 845 293	3 535 006
2321	Shirts, men's & boys' .....	19	g	g	g	g	g	D	D	D	D	D
2322	Men's & boys' underwear & nightwear .....	8	g	g	g	g	g	D	D	D	D	D
2323	Men's & boys' neckwear .....	—	—	—	—	—	—	—	—	—	—	—
2325	Men's & boys' trousers & slacks .....	10	1 173	1 286	1 185	1 133	1 086	2 131 896	551 743	561 802	544 311	474 040
2326	Men's & boys' work clothing .....	16	1 990	2 027	2 048	2 052	1 823	3 299 331	812 258	875 974	859 562	751 537
2329	Men's & boys' clothing, nec .....	16	2 345	2 311	2 374	2 326	2 357	4 718 835	1 122 575	1 219 835	1 202 155	1 174 270
233	Women's & children's outerwear ..	52	1 649	1 690	1 706	1 609	1 576	2 768 939	656 106	735 822	691 630	685 381
2331	Women's blouses & waists .....	5	194	198	197	192	190	309 868	74 602	78 857	78 081	78 328
2335	Women's dresses .....	32	508	522	515	475	512	775 239	192 631	193 879	186 648	202 081
2337	Women's suits & coats .....	4	84	71	87	93	83	125 445	24 661	37 448	30 973	32 363
2339	Women's outerwear, nec .....	11	863	899	907	849	791	1 558 387	364 212	425 638	395 928	372 609
234	Women's & children's undergarments .....	35	6 147	6 389	6 176	6 022	5 977	9 504 280	2 470 106	2 493 164	2 359 423	2 181 587
2341	Women's & children's underwear .....	12	1 021	1 081	1 107	968	920	1 219 610	365 560	331 091	291 762	231 197
2342	Brassieres & allied garments ..	23	5 126	5 308	5 069	5 054	5 057	8 284 670	2 104 546	2 162 073	2 067 661	1 950 390
235	Hats, caps, & millinery .....	1	a	a	a	a	a	D	D	D	D	D
2353	Hats, caps, & millinery .....	1	a	a	a	a	a	D	D	D	D	D
236	Girls' & children's outerwear .....	10	441	601	469	331	357	574 879	185 233	152 197	121 814	115 635
2361	Girls' & children's dresses & blouses .....	2	b	b	b	b	b	D	D	D	D	D
2369	Girls' & children's outerwear, nec .....	8	e	f	e	e	e	D	D	D	D	D
237	Fur goods .....	—	—	—	—	—	—	—	—	—	—	—
2371	Fur goods .....	—	—	—	—	—	—	—	—	—	—	—
238	Miscellaneous apparel & accessories .....	3	c	c	c	b	b	D	D	D	D	D
2381	Fabric gloves & mittens .....	—	—	—	—	—	—	—	—	—	—	—
2384	Robes & dressing gowns .....	—	—	—	—	—	—	—	—	—	—	—
2385	Waterproof outer garments .....	—	—	—	—	—	—	—	—	—	—	—
2386	Leather & sheep-lined clothing ..	—	—	—	—	—	—	—	—	—	—	—
2387	Apparel belts .....	—	—	—	—	—	—	—	—	—	—	—
2389	Apparel & accessories, nec .....	3	c	c	c	b	b	D	D	D	D	D
239	Miscellaneous fabricated textile products .....	43	1 723	1 772	1 750	1 660	1 697	2 890 157	717 039	732 773	711 094	729 251
2391	Curtains & draperies .....	12	143	157	150	144	121	250 975	58 129	68 678	66 422	57 746
2392	Housefurnishings, nec .....	8	168	137	172	174	185	301 698	59 312	78 522	79 821	84 043
2393	Textile bags .....	2	f	f	f	f	f	D	D	D	D	D
2394	Canvas & related products .....	2	a	a	a	a	a	D	D	D	D	D
2395	Pleating & stitching .....	9	b	c	b	b	b	D	D	D	D	D
2396	Automotive & apparel trimmings .....	4	45	27	46	52	53	61 481	10 298	14 939	16 399	19 845
2397	Schiffli machine embroideries ..	—	—	—	—	—	—	—	—	—	—	—
2399	Fabricated textile products, nec ..	6	548	609	557	486	535	988 227	268 840	239 969	231 867	247 551

**Table 2. Number of Production Workers and Hours Worked by Industry Group and Industry: 1997—Con.**

[Detail may not add to total because of rounding. For meaning of abbreviations and symbols, see introductory text. For explanation of terms, see Appendix A]

SIC code	Industry	Establishments (number)	Production workers					Hours worked				
			Average for the year (number)	March (number)	May (number)	August (number)	November (number)	Total (number)	January through March (number)	April through June (number)	July through September (number)	October through December (number)
<b>24</b>	<b>Lumber &amp; wood products</b> .....	<b>117</b>	<b>g</b>	<b>g</b>	<b>g</b>	<b>g</b>	<b>g</b>	<b>D</b>	<b>D</b>	<b>D</b>	<b>D</b>	<b>D</b>
241	Logging .....	—	—	—	—	—	—	—	—	—	—	—
2411	Logging .....	—	—	—	—	—	—	—	—	—	—	—
242	Sawmills & planing mills .....	1	a	a	a	a	a	D	D	D	D	D
2421	Sawmills & planing mills, general .....	—	—	—	—	—	—	—	—	—	—	—
2426	Hardwood dimension & flooring mills .....	—	—	—	—	—	—	—	—	—	—	—
2429	Special product sawmills, nec ..	1	a	a	a	a	a	D	D	D	D	D
243	Millwork, plywood, & structural members .....	99	1 027	1 031	1 013	1 012	1 027	1 851 047	458 816	463 209	456 313	472 709
2431	Millwork .....	21	317	332	313	312	306	568 662	143 836	142 674	141 505	140 647
2434	Wood kitchen cabinets .....	75	704	693	694	694	715	1 271 630	312 587	317 686	312 244	329 113
2435	Hardwood veneer & plywood .....	—	—	—	—	—	—	—	—	—	—	—
2436	Softwood veneer & plywood .....	—	—	—	—	—	—	—	—	—	—	—
2439	Structural wood members, nec ..	3	6	6	6	6	6	10 755	2 393	2 849	2 564	2 949
244	Wood containers .....	10	c	c	c	c	c	D	D	D	D	D
2441	Nailed wood boxes & shook .....	—	—	—	—	—	—	—	—	—	—	—
2448	Wood pallets & skids .....	9	c	c	c	c	c	D	D	D	D	D
2449	Wood containers, nec .....	1	a	a	a	a	a	D	D	D	D	D
245	Wood buildings & mobile homes ..	2	a	a	a	a	a	D	D	D	D	D
2451	Mobile homes .....	—	—	—	—	—	—	—	—	—	—	—
2452	Prefabricated wood buildings ..	2	a	a	a	a	a	D	D	D	D	D
249	Miscellaneous wood products ....	5	b	b	b	b	b	D	D	D	D	D
2491	Wood preserving .....	4	62	66	60	60	60	110 851	29 664	27 269	26 667	27 251
2493	Reconstituted wood products ..	—	—	—	—	—	—	—	—	—	—	—
2499	Wood products, nec .....	1	b	b	b	b	b	D	D	D	D	D
<b>25</b>	<b>Furniture &amp; fixtures</b> .....	<b>146</b>	<b>2 010</b>	<b>1 908</b>	<b>2 014</b>	<b>2 029</b>	<b>2 025</b>	<b>3 530 423</b>	<b>835 101</b>	<b>863 212</b>	<b>898 069</b>	<b>934 041</b>
251	Household furniture .....	112	1 468	1 365	1 476	1 490	1 491	2 589 668	612 138	632 383	659 221	685 926
2511	Wood household furniture .....	63	267	588	660	685	708	1 176 803	264 872	279 662	304 661	327 608
2512	Upholstered household furniture .....	24	367	357	377	368	362	597 833	148 430	147 119	150 217	152 067
2514	Metal household furniture .....	3	b	b	b	b	b	D	D	D	D	D
2515	Mattresses & bedsprings .....	19	337	315	338	343	337	594 758	140 515	148 478	149 588	156 177
2517	Wood TV & radio cabinets .....	—	—	—	—	—	—	—	—	—	—	—
2519	Household furniture, nec .....	3	b	b	b	b	b	D	D	D	D	D
252	Office furniture .....	7	273	264	277	281	267	457 574	108 234	113 366	117 922	118 052
2521	Wood office furniture .....	3	b	a	a	a	b	D	D	D	D	D
2522	Office furniture, except wood ...	4	c	c	e	e	c	D	D	D	D	D
253	Public building & related furniture .	9	133	132	129	133	135	250 070	55 656	59 942	64 431	70 041
2531	Public building & related furniture .....	9	133	132	129	133	135	250 070	55 656	59 942	64 431	70 041
254	Partitions & fixtures .....	8	41	38	42	41	39	69 511	15 153	17 689	17 975	18 694
2541	Wood partitions & fixtures .....	6	b	b	b	b	b	D	D	D	D	D
2542	Partitions & fixtures, except wood .....	2	a	a	a	a	a	D	D	D	D	D
259	Miscellaneous furniture & fixtures .	10	95	109	90	84	93	163 600	43 920	39 832	38 520	41 328
2591	Drapery hardware, blinds, & shades .....	8	b	b	b	b	b	D	D	D	D	D
2599	Furniture & fixtures, nec .....	2	b	b	b	b	b	D	D	D	D	D
<b>26</b>	<b>Paper &amp; allied products</b> .....	<b>41</b>	<b>1 849</b>	<b>1 792</b>	<b>1 855</b>	<b>1 888</b>	<b>1 839</b>	<b>3 351 450</b>	<b>808 542</b>	<b>833 442</b>	<b>882 490</b>	<b>826 976</b>
261	Pulp mills .....	—	—	—	—	—	—	—	—	—	—	—
2611	Pulp mills .....	—	—	—	—	—	—	—	—	—	—	—
262	Paper mills .....	4	75	70	75	72	80	135 517	34 648	34 127	31 325	35 417
2621	Paper mills .....	4	75	70	75	72	80	135 517	34 648	34 127	31 325	35 417
263	Paperboard mills .....	6	105	90	109	108	110	189 297	39 545	48 025	52 118	49 609
2631	Paperboard mills .....	6	105	90	109	108	110	189 297	39 545	48 025	52 118	49 609
265	Paperboard containers & boxes ...	19	1 274	1 268	1 262	1 277	1 276	2 276 253	555 682	565 744	589 947	564 880
2652	Setup paperboard boxes .....	2	b	b	b	b	b	D	D	D	D	D
2653	Corrugated & solid fiber boxes ..	9	632	640	628	630	625	1 070 625	260 313	254 965	278 152	277 195
2655	Fiber cans, drums, & similar products .....	1	b	b	b	b	b	D	D	D	D	D
2656	Sanitary food containers .....	—	—	—	—	—	—	—	—	—	—	—
2657	Folding paperboard boxes .....	7	f	f	f	f	f	D	D	D	D	D
267	Miscellaneous converted paper products .....	12	395	364	409	431	373	750 383	178 667	185 546	209 100	177 070
2671	Paper—coated & laminated, packaging .....	1	a	a	a	a	a	D	D	D	D	D
2672	Paper—coated & laminated, nec .....	—	—	—	—	—	—	—	—	—	—	—
2673	Bags—plastics, laminated, & coated .....	2	b	b	b	b	b	D	D	D	D	D
2674	Bags—uncoated paper & multiwall .....	1	b	b	b	b	b	D	D	D	D	D
2675	Die-cut paper & board .....	—	—	—	—	—	—	—	—	—	—	—
2676	Sanitary paper products .....	3	42	41	42	42	41	81 730	19 702	20 870	20 776	20 382
2677	Envelopes .....	—	—	—	—	—	—	—	—	—	—	—
2678	Stationery products .....	1	b	b	b	c	b	D	D	D	D	D
2679	Converted paper products, nec .	4	134	131	135	129	138	275 247	69 962	70 224	64 360	70 701

**Table 2. Number of Production Workers and Hours Worked by Industry Group and Industry: 1997—Con.**

[Detail may not add to total because of rounding. For meaning of abbreviations and symbols, see introductory text. For explanation of terms, see Appendix A]

SIC code	Industry	Establishments (number)	Production workers					Hours worked				
			Average for the year (number)	March (number)	May (number)	August (number)	November (number)	Total (number)	January through March (number)	April through June (number)	July through September (number)	October through December (number)
<b>27</b>	<b>Printing &amp; publishing .....</b>	<b>208</b>	<b>5 315</b>	<b>4 987</b>	<b>5 375</b>	<b>5 400</b>	<b>5 423</b>	<b>9 420 535</b>	<b>2 160 821</b>	<b>2 408 479</b>	<b>2 399 302</b>	<b>2 451 933</b>
271	Newspapers .....	26	2 992	2 812	3 069	3 046	3 031	5 377 783	1 226 700	1 385 878	1 368 364	1 396 841
2711	Newspapers .....	26	2 992	2 812	3 069	3 046	3 031	5 377 783	1 226 700	1 385 878	1 368 364	1 396 841
272	Periodicals .....	14	93	85	91	94	95	168 910	40 176	41 852	42 306	44 576
2721	Periodicals .....	14	93	85	91	94	95	168 910	40 176	41 852	42 306	44 576
273	Books .....	5	37	35	39	36	39	84 465	18 629	21 262	21 257	23 317
2731	Book publishing .....	4	a	a	a	a	a	D	D	D	D	D
2732	Book printing .....	1	b	b	b	b	b	D	D	D	D	D
274	Miscellaneous publishing .....	8	c	c	c	c	c	D	D	D	D	D
2741	Miscellaneous publishing .....	8	c	c	c	c	c	D	D	D	D	D
275	Commercial printing .....	148	1 840	1 709	1 825	1 870	1 904	3 361 847	775 595	850 446	860 329	875 477
2752	Commercial printing, lithographic .....	91	957	885	965	965	981	1 777 770	396 684	457 155	454 558	469 373
2754	Commercial printing, gravure .....	8	106	92	99	115	117	188 526	40 661	45 865	47 301	54 699
2759	Commercial printing, nec .....	49	777	732	761	790	806	1 395 551	338 250	347 426	358 470	351 405
276	Manifold business forms .....	3	c	c	c	c	c	D	D	D	D	D
2761	Manifold business forms .....	3	c	c	c	c	c	D	D	D	D	D
277	Greeting cards .....	—	—	—	—	—	—	—	—	—	—	—
2771	Greeting cards .....	—	—	—	—	—	—	—	—	—	—	—
278	Blankbooks & bookbinding .....	1	a	a	a	a	a	D	—	—	—	D
2782	Blankbooks & looseleaf binders .....	—	—	—	—	—	—	—	—	—	—	—
2789	Bookbinding & related work .....	1	a	a	a	a	a	D	—	—	—	D
279	Printing trade services .....	3	16	15	16	15	16	27 081	6 467	7 013	6 530	7 071
2791	Typesetting .....	—	—	—	—	—	—	—	—	—	—	—
2796	Platemaking services .....	3	16	15	16	15	16	27 081	6 467	7 013	6 530	7 071
<b>28</b>	<b>Chemicals &amp; allied products .....</b>	<b>186</b>	<b>24 428</b>	<b>23 616</b>	<b>24 335</b>	<b>24 580</b>	<b>25 098</b>	<b>45 529 895</b>	<b>11 140 197</b>	<b>11 464 958</b>	<b>11 359 905</b>	<b>11 564 835</b>
281	Industrial inorganic chemicals .....	10	c	c	c	c	c	D	D	D	D	D
2812	Alkalies & chlorine .....	—	—	—	—	—	—	—	—	—	—	—
2813	Industrial gases .....	—	—	—	—	—	—	—	—	—	—	—
2816	Inorganic pigments .....	1	a	a	a	a	a	D	D	D	D	D
2819	Industrial inorganic chemicals, nec .....	9	c	c	c	c	c	D	D	D	D	D
282	Plastics materials & synthetics .....	22	1 942	1 814	1 951	2 001	1 988	3 036 289	706 342	786 265	790 840	752 842
2821	Plastics materials & resins .....	20	g	g	g	g	g	D	D	D	D	D
2822	Synthetic rubber .....	—	—	—	—	—	—	—	—	—	—	—
2823	Cellulosic manmade fibers .....	1	b	b	b	b	b	D	D	D	D	D
2824	Organic fibers, noncellulosic .....	1	a	a	a	a	a	D	D	D	D	D
283	Drugs .....	92	19 117	18 692	19 092	19 106	19 541	36 523 701	9 119 818	9 124 480	9 014 404	9 264 999
2833	Medicinals & botanicals .....	8	1 100	1 081	1 048	1 052	1 216	2 058 430	490 619	492 744	496 212	578 855
2834	Pharmaceutical preparations .....	77	16 879	16 443	16 869	16 894	17 276	32 202 278	8 062 303	8 038 433	7 937 049	8 164 493
2835	Diagnostic substances .....	6	f	g	g	g	f	D	D	D	D	D
2836	Biological products, except diagnostic .....	1	c	c	c	c	c	D	D	D	D	D
284	Soaps, cleaners, & toilet goods .....	27	1 979	1 885	1 883	2 032	2 104	3 656 743	822 535	943 286	945 451	945 471
2841	Soap & other detergents .....	7	78	79	81	77	72	134 051	33 413	35 088	33 940	31 610
2842	Polishes & sanitation goods .....	4	b	b	b	b	b	D	D	D	D	D
2843	Surface active agents .....	1	a	a	a	a	a	D	D	D	D	D
2844	Toilet preparations .....	15	1 791	1 711	1 693	1 839	1 917	3 304 788	739 901	851 923	854 699	858 265
285	Paints & allied products .....	12	520	425	528	554	571	866 100	170 568	222 558	235 156	237 818
2851	Paints & allied products .....	12	520	425	528	554	571	866 100	170 568	222 558	235 156	237 818
286	Industrial organic chemicals .....	—	—	—	—	—	—	—	—	—	—	—
2861	Gum & wood chemicals .....	—	—	—	—	—	—	—	—	—	—	—
2865	Cyclic crudes & intermediates .....	—	—	—	—	—	—	—	—	—	—	—
2869	Industrial organic chemicals, nec .....	—	—	—	—	—	—	—	—	—	—	—
287	Agricultural chemicals .....	5	e	c	e	e	e	D	D	D	D	D
2873	Nitrogenous fertilizers .....	1	a	a	a	a	a	D	D	D	D	D
2874	Phosphatic fertilizers .....	1	a	a	a	a	b	D	D	D	D	D
2875	Fertilizers, mixing only .....	2	c	b	c	c	c	D	D	D	D	D
2879	Agricultural chemicals, nec .....	1	c	c	c	c	c	D	D	D	D	D
289	Miscellaneous chemical products .....	18	447	454	435	444	448	641 411	161 328	173 492	163 534	143 057
2891	Adhesives & sealants .....	7	e	e	e	e	e	D	D	D	D	D
2892	Explosives .....	—	—	—	—	—	—	—	—	—	—	—
2893	Printing ink .....	1	a	a	a	a	a	D	D	D	D	D
2895	Carbon black .....	—	—	—	—	—	—	—	—	—	—	—
2899	Chemical preparations, nec .....	10	c	c	c	c	c	D	D	D	D	D
<b>29</b>	<b>Petroleum &amp; coal products .....</b>	<b>28</b>	<b>944</b>	<b>965</b>	<b>921</b>	<b>971</b>	<b>915</b>	<b>2 140 487</b>	<b>496 415</b>	<b>530 740</b>	<b>564 117</b>	<b>549 215</b>
291	Petroleum refining .....	9	463	478	446	469	457	960 164	245 040	234 646	241 755	238 723
2911	Petroleum refining .....	9	463	478	446	469	457	960 164	245 040	234 646	241 755	238 723
295	Asphalt paving & roofing materials .....	16	e	e	e	e	e	D	D	D	D	D
2951	Asphalt paving mixtures & blocks .....	15	e	e	e	e	e	D	D	D	D	D
2952	Asphalt felts & coatings .....	1	b	b	b	b	b	D	D	D	D	D
299	Miscellaneous petroleum & coal products .....	3	b	b	b	b	b	D	D	D	D	D
2992	Lubricating oils & greases .....	2	b	b	b	b	b	D	D	D	D	D
2999	Petroleum & coal products, nec .....	1	a	a	a	a	a	D	D	D	D	D

**Table 2. Number of Production Workers and Hours Worked by Industry Group and Industry: 1997—Con.**

[Detail may not add to total because of rounding. For meaning of abbreviations and symbols, see introductory text. For explanation of terms, see Appendix A]

SIC code	Industry	Establishments (number)	Production workers					Hours worked				
			Average for the year (number)	March (number)	May (number)	August (number)	November (number)	Total (number)	January through March (number)	April through June (number)	July through September (number)	October through December (number)
<b>30</b>	<b>Rubber &amp; miscellaneous plastics products</b>	<b>71</b>	<b>3 846</b>	<b>3 749</b>	<b>3 821</b>	<b>3 878</b>	<b>3 893</b>	<b>6 856 252</b>	<b>1 649 208</b>	<b>1 766 600</b>	<b>1 699 505</b>	<b>1 740 939</b>
301	Tires & inner tubes	3	78	62	75	87	83	137 161	27 493	34 863	37 595	37 210
3011	Tires & inner tubes	3	78	62	75	87	83	137 161	27 493	34 863	37 595	37 210
302	Rubber & plastics footwear	—	—	—	—	—	—	—	—	—	—	—
3021	Rubber & plastics footwear	—	—	—	—	—	—	—	—	—	—	—
305	Hose & belting & gaskets & packing	2	a	a	a	a	a	D	D	D	D	D
3052	Rubber & plastics hose & belting	—	—	—	—	—	—	—	—	—	—	—
3053	Gaskets, packing & sealing devices	2	a	a	a	a	a	D	D	D	D	D
306	Fabricated rubber products, nec	2	b	b	b	b	b	D	D	D	D	D
3061	Mechanical rubber goods	—	—	—	—	—	—	—	—	—	—	—
3069	Fabricated rubber products, nec	2	b	b	b	b	b	D	D	D	D	D
308	Miscellaneous plastics products, nec	64	3 684	3 607	3 662	3 708	3 727	6 553 034	1 581 248	1 687 762	1 621 137	1 662 887
3081	Unsupported plastics film & sheet	—	—	—	—	—	—	—	—	—	—	—
3082	Unsupported plastics profile shapes	—	—	—	—	—	—	—	—	—	—	—
3083	Laminated plastics plate & sheet	4	c	c	c	c	c	D	D	D	D	D
3084	Plastics pipe	—	—	—	—	—	—	—	—	—	—	—
3085	Plastics bottles	14	973	998	993	957	937	1 698 964	411 827	460 600	417 846	408 691
3086	Plastics foam products	5	e	e	e	e	e	D	D	D	D	D
3087	Custom compound purchased resins	—	—	—	—	—	—	—	—	—	—	—
3088	Plastics plumbing fixtures	—	—	—	—	—	—	—	—	—	—	—
3089	Plastics products, nec	41	2 175	2 126	2 141	2 198	2 217	3 805 430	937 033	953 463	942 137	972 797
<b>31</b>	<b>Leather &amp; leather products</b>	<b>25</b>	<b>5 077</b>	<b>5 094</b>	<b>5 119</b>	<b>4 996</b>	<b>5 085</b>	<b>9 509 465</b>	<b>2 274 215</b>	<b>2 448 697</b>	<b>2 371 099</b>	<b>2 415 454</b>
311	Leather tanning & finishing	—	—	—	—	—	—	—	—	—	—	—
3111	Leather tanning & finishing	—	—	—	—	—	—	—	—	—	—	—
313	Footwear cut stock	—	—	—	—	—	—	—	—	—	—	—
3131	Footwear cut stock & findings	—	—	—	—	—	—	—	—	—	—	—
314	Footwear, except rubber	15	4 336	4 363	4 393	4 288	4 290	8 035 025	1 969 176	2 097 099	2 023 959	1 944 791
3142	House slippers	1	a	a	a	a	a	D	D	D	D	D
3143	Men's footwear, except athletic	10	h	h	h	h	h	D	D	D	D	D
3144	Women's footwear, except athletic	2	f	f	f	f	f	D	D	D	D	D
3149	Footwear, except rubber, nec	2	c	e	e	c	c	D	D	D	D	D
315	Leather gloves & mittens	—	—	—	—	—	—	—	—	—	—	—
3151	Leather gloves & mittens	—	—	—	—	—	—	—	—	—	—	—
316	Luggage	1	a	a	a	a	a	D	D	D	D	D
3161	Luggage	1	a	a	a	a	a	D	D	D	D	D
317	Handbags & personal leather goods	5	c	c	c	c	c	D	D	D	D	D
3171	Women's handbags & purses	1	a	a	a	a	a	D	D	D	D	D
3172	Personal leather goods, nec	4	c	c	c	c	c	D	D	D	D	D
319	Leather goods, nec	4	f	f	f	f	f	D	D	D	D	D
3199	Leather goods, nec	4	f	f	f	f	f	D	D	D	D	D
<b>32</b>	<b>Stone, clay, &amp; glass products</b>	<b>159</b>	<b>4 213</b>	<b>4 155</b>	<b>4 166</b>	<b>4 209</b>	<b>4 252</b>	<b>8 207 447</b>	<b>1 939 823</b>	<b>2 111 780</b>	<b>2 067 499</b>	<b>2 088 345</b>
321	Flat glass	2	b	b	b	b	b	D	D	D	D	D
3211	Flat glass	2	b	b	b	b	b	D	D	D	D	D
322	Glass & glassware, pressed or blown	—	—	—	—	—	—	—	—	—	—	—
3221	Glass containers	—	—	—	—	—	—	—	—	—	—	—
3229	Pressed & blown glass, nec	—	—	—	—	—	—	—	—	—	—	—
323	Products of purchased glass	6	e	e	e	e	e	D	D	D	D	D
3231	Products of purchased glass	6	e	e	e	e	e	D	D	D	D	D
324	Cement, hydraulic	1	c	c	c	c	c	D	D	D	D	D
3241	Cement, hydraulic	1	c	c	c	c	c	D	D	D	D	D
325	Structural clay products	1	a	a	a	a	a	D	D	D	D	D
3251	Brick & structural clay tile	1	a	a	a	a	a	D	D	D	D	D
3253	Ceramic wall & floor tile	—	—	—	—	—	—	—	—	—	—	—
3255	Clay refractories	—	—	—	—	—	—	—	—	—	—	—
3259	Structural clay products, nec	—	—	—	—	—	—	—	—	—	—	—
326	Pottery & related products	4	b	b	b	b	b	D	D	D	D	D
3261	Vitreous plumbing fixtures	1	b	b	b	b	b	D	D	D	D	D
3262	Vitreous china food utensils	—	—	—	—	—	—	—	—	—	—	—
3263	Fine earthenware food utensils	—	—	—	—	—	—	—	—	—	—	—
3264	Porcelain electrical supplies	—	—	—	—	—	—	—	—	—	—	—
3269	Pottery products, nec	3	10	10	10	10	10	15 916	3 877	4 076	4 061	3 902
327	Concrete, gypsum, & plaster products	110	2 721	2 701	2 704	2 702	2 730	5 318 604	1 258 075	1 385 817	1 333 169	1 341 543
3271	Concrete brick & block	34	421	401	422	417	427	797 897	187 993	204 527	202 217	203 160
3272	Concrete products, nec	27	871	905	848	853	860	1 691 946	415 470	440 356	417 401	418 719
3273	Ready-mixed concrete	49	1 429	1 395	1 434	1 432	1 443	2 828 761	654 612	740 934	713 551	719 664
3274	Lime	—	—	—	—	—	—	—	—	—	—	—
3275	Gypsum products	—	—	—	—	—	—	—	—	—	—	—

**Table 2. Number of Production Workers and Hours Worked by Industry Group and Industry: 1997—Con.**

[Detail may not add to total because of rounding. For meaning of abbreviations and symbols, see introductory text. For explanation of terms, see Appendix A]

SIC code	Industry	Establishments (number)	Production workers					Hours worked				
			Average for the year (number)	March (number)	May (number)	August (number)	November (number)	Total (number)	January through March (number)	April through June (number)	July through September (number)	October through December (number)
<b>32</b>	<b>Stone, clay, &amp; glass products—Con.</b>											
328	Cut stone & stone products .....	25	601	547	582	623	638	1 108 975	252 074	269 411	290 593	296 897
3281	Cut stone & stone products .....	25	601	547	582	623	638	1 108 975	252 074	269 411	290 593	296 897
329	Miscellaneous nonmetallic mineral products .....	10	228	233	228	224	226	441 499	106 204	112 338	110 113	112 844
3291	Abrasive products .....	1	c	c	c	c	c	D	D	D	D	D
3292	Asbestos products .....	—	—	—	—	—	—	—	—	—	—	—
3295	Minerals, ground or treated .....	—	—	—	—	—	—	—	—	—	—	—
3296	Mineral wool .....	—	—	—	—	—	—	—	—	—	—	—
3297	Nonclay refractories .....	—	—	—	—	—	—	—	—	—	—	—
3299	Nonmetallic mineral products, nec .....	9	b	b	b	b	b	D	D	D	D	D
<b>33</b>	<b>Primary metal industries .....</b>	<b>24</b>	<b>585</b>	<b>556</b>	<b>593</b>	<b>589</b>	<b>597</b>	<b>1 137 912</b>	<b>261 603</b>	<b>294 313</b>	<b>288 461</b>	<b>293 535</b>
331	Blast furnace & basic steel products .....	8	245	226	257	246	247	513 394	112 845	135 347	130 646	134 556
3312	Blast furnaces & steel mills .....	4	75	63	92	71	69	153 534	33 926	47 498	36 601	35 509
3313	Electrometallurgical products .....	—	—	—	—	—	—	—	—	—	—	—
3315	Steel wire & related products .....	4	170	163	165	175	178	359 860	78 919	87 849	94 045	99 047
3316	Cold finishing of steel shapes .....	—	—	—	—	—	—	—	—	—	—	—
3317	Steel pipe & tubes .....	—	—	—	—	—	—	—	—	—	—	—
332	Iron & steel foundries .....	—	—	—	—	—	—	—	—	—	—	—
3321	Gray iron foundries .....	—	—	—	—	—	—	—	—	—	—	—
3322	Malleable iron foundries .....	—	—	—	—	—	—	—	—	—	—	—
3324	Steel investment foundries .....	—	—	—	—	—	—	—	—	—	—	—
3325	Steel foundries, nec .....	—	—	—	—	—	—	—	—	—	—	—
333	Primary nonferrous metals .....	—	—	—	—	—	—	—	—	—	—	—
3331	Primary copper .....	—	—	—	—	—	—	—	—	—	—	—
3334	Primary aluminum .....	—	—	—	—	—	—	—	—	—	—	—
3339	Primary nonferrous metals, nec .....	—	—	—	—	—	—	—	—	—	—	—
334	Secondary nonferrous metals .....	3	a	a	a	a	a	D	D	D	D	D
3341	Secondary nonferrous metals .....	3	a	a	a	a	a	D	D	D	D	D
335	Nonferrous rolling & drawing .....	2	c	c	c	c	c	D	D	D	D	D
3351	Copper rolling & drawing .....	—	—	—	—	—	—	—	—	—	—	—
3353	Aluminum sheet, plate, & foil .....	—	—	—	—	—	—	—	—	—	—	—
3354	Aluminum extruded products .....	2	c	c	c	c	c	D	D	D	D	D
3355	Aluminum rolling & drawing, nec .....	—	—	—	—	—	—	—	—	—	—	—
3356	Nonferrous rolling & drawing, nec .....	—	—	—	—	—	—	—	—	—	—	—
3357	Nonferrous wire drawing & insulating .....	—	—	—	—	—	—	—	—	—	—	—
336	Nonferrous foundries (castings) .....	1	b	b	b	b	b	D	D	D	D	D
3363	Aluminum die-castings .....	1	b	b	b	b	b	D	D	D	D	D
3364	Nonferrous die-casting, except aluminum .....	—	—	—	—	—	—	—	—	—	—	—
3365	Aluminum foundries .....	—	—	—	—	—	—	—	—	—	—	—
3366	Copper foundries .....	—	—	—	—	—	—	—	—	—	—	—
3369	Nonferrous foundries, nec .....	—	—	—	—	—	—	—	—	—	—	—
339	Miscellaneous primary metal products .....	10	139	139	136	139	142	260 380	64 206	66 375	63 638	66 161
3398	Metal heat treating .....	1	a	a	a	a	a	D	D	D	D	D
3399	Primary metal products, nec .....	9	c	c	c	c	c	D	D	D	D	D
<b>34</b>	<b>Fabricated metal products .....</b>	<b>229</b>	<b>4 927</b>	<b>4 794</b>	<b>4 887</b>	<b>4 943</b>	<b>5 009</b>	<b>8 855 021</b>	<b>2 006 350</b>	<b>2 271 566</b>	<b>2 268 867</b>	<b>2 308 238</b>
341	Metal cans & shipping containers .....	10	531	565	585	503	471	887 501	175 061	259 725	230 943	221 772
3411	Metal cans .....	10	531	565	585	503	471	887 501	175 061	259 725	230 943	221 772
3412	Metal barrels, drums, & pails .....	—	—	—	—	—	—	—	—	—	—	—
342	Cutlery, handtools, & hardware .....	4	107	108	104	107	108	184 442	44 838	46 139	46 282	47 183
3421	Cutlery .....	1	b	b	b	b	b	D	D	D	D	D
3423	Hand & edge tools, nec .....	1	a	a	a	a	a	D	D	D	D	D
3425	Hand saws & saw blades .....	—	—	—	—	—	—	—	—	—	—	—
3429	Hardware, nec .....	2	b	b	b	b	b	D	D	D	D	D
343	Plumbing & heating, except electric .....	5	50	48	49	49	55	81 656	18 877	20 705	21 195	20 879
3431	Metal sanitary ware .....	—	—	—	—	—	—	—	—	—	—	—
3432	Plumbing fittings & brass goods .....	—	—	—	—	—	—	—	—	—	—	—
3433	Heating equipment, except electric .....	5	50	48	49	49	55	81 656	18 877	20 705	21 195	20 879
344	Fabricated structural metal products .....	156	3 374	3 208	3 306	3 418	3 506	6 066 067	1 385 071	1 531 055	1 557 351	1 592 590
3441	Fabricated structural metal .....	14	449	444	451	443	452	821 545	202 306	207 182	205 365	206 692
3442	Metal doors, sash, & trim .....	60	1 928	1 837	1 866	1 956	2 027	3 324 623	739 608	836 356	861 082	887 577
3443	Fabricated plate work, boiler shops .....	9	162	165	154	166	159	314 592	74 480	79 001	83 396	77 715
3444	Sheet metal work .....	16	251	240	252	252	253	490 241	120 337	125 380	118 999	125 525
3446	Architectural metal work .....	42	340	294	337	365	353	650 981	141 800	169 859	174 547	164 775
3448	Prefabricated metal buildings .....	—	—	—	—	—	—	—	—	—	—	—
3449	Miscellaneous metal work .....	15	244	228	246	236	262	464 085	106 540	113 277	113 962	130 306
345	Screw machine products, bolts, etc .....	16	138	143	138	133	132	250 965	61 378	64 728	61 734	63 125
3451	Screw machine products .....	3	41	46	42	39	37	72 117	17 536	19 155	18 751	16 675
3452	Bolts, nuts, rivets, & washers .....	13	97	97	96	94	95	178 848	43 842	45 573	42 983	46 450
346	Metal forgings & stampings .....	8	103	88	101	112	113	189 018	39 979	45 095	52 066	51 878
3462	Iron & steel forgings .....	1	a	a	a	a	a	D	D	D	D	D
3463	Nonferrous forgings .....	—	—	—	—	—	—	—	—	—	—	—
3465	Automotive stampings .....	—	—	—	—	—	—	—	—	—	—	—
3466	Crowns & closures .....	—	—	—	—	—	—	—	—	—	—	—

**Table 2. Number of Production Workers and Hours Worked by Industry Group and Industry: 1997—Con.**

[Detail may not add to total because of rounding. For meaning of abbreviations and symbols, see introductory text. For explanation of terms, see Appendix A]

SIC code	Industry	Establishments (number)	Production workers					Hours worked				
			Average for the year (number)	March (number)	May (number)	August (number)	November (number)	Total (number)	January through March (number)	April through June (number)	July through September (number)	October through December (number)
<b>34</b>	<b>Fabricated metal products—Con.</b>											
346	Metal forgings & stampings—Con.											
3469	Metal stampings, nec.....	7	b	b	b	c	c	D	D	D	D	D
347	Metal services, nec.....	14	358	381	352	347	349	698 772	168 390	182 473	170 970	176 939
3471	Plating & polishing.....	14	358	381	352	347	349	698 772	168 390	182 473	170 970	176 939
3479	Metal coating & allied services..	—	—	—	—	—	—	—	—	—	—	—
348	Ordnance & accessories, nec.....	—	—	—	—	—	—	—	—	—	—	—
3482	Small arms ammunition.....	—	—	—	—	—	—	—	—	—	—	—
3483	Ammunition, except small arms, nec.....	—	—	—	—	—	—	—	—	—	—	—
3484	Small arms.....	—	—	—	—	—	—	—	—	—	—	—
3489	Ordnance & accessories, nec..	—	—	—	—	—	—	—	—	—	—	—
349	Miscellaneous fabricated metal products.....	16	266	253	252	274	275	496 600	112 756	121 646	128 326	133 872
3491	Industrial valves.....	1	b	b	b	b	b	D	D	D	D	D
3492	Fluid power valves & hose fittings.....	—	—	—	—	—	—	—	—	—	—	—
3493	Steel springs, except wire.....	—	—	—	—	—	—	—	—	—	—	—
3494	Valves & pipe fittings, nec.....	2	b	b	b	b	b	D	D	D	D	D
3495	Wire springs.....	—	—	—	—	—	—	—	—	—	—	—
3496	Miscellaneous fabricated wire products.....	4	31	27	26	31	36	53 002	10 959	11 329	14 147	16 567
3497	Metal foil & leaf.....	—	—	—	—	—	—	—	—	—	—	—
3498	Fabricated pipe & fittings.....	—	—	—	—	—	—	—	—	—	—	—
3499	Fabricated metal products, nec..	9	156	151	146	158	164	292 309	68 769	71 327	72 886	79 327
<b>35</b>	<b>Industrial machinery &amp; equipment.....</b>	<b>78</b>	<b>3 208</b>	<b>3 161</b>	<b>3 177</b>	<b>3 232</b>	<b>3 228</b>	<b>6 640 585</b>	<b>1 601 239</b>	<b>1 638 018</b>	<b>1 684 897</b>	<b>1 716 431</b>
351	Engines & turbines.....	—	—	—	—	—	—	—	—	—	—	—
3511	Turbines & turbine generator sets.....	—	—	—	—	—	—	—	—	—	—	—
3519	Internal combustion engines, nec.....	—	—	—	—	—	—	—	—	—	—	—
352	Farm & garden machinery.....	2	b	b	b	b	b	D	D	D	D	D
3523	Farm machinery & equipment..	1	b	b	b	b	b	D	D	D	D	D
3524	Lawn & garden equipment.....	1	a	a	a	a	a	D	D	D	D	D
353	Construction & related machinery..	3	c	c	c	c	c	D	D	D	D	D
3531	Construction machinery.....	1	b	a	b	b	b	D	D	D	D	D
3532	Mining machinery.....	—	—	—	—	—	—	—	—	—	—	—
3533	Oil field machinery.....	—	—	—	—	—	—	—	—	—	—	—
3534	Elevators & moving stairways..	—	—	—	—	—	—	—	—	—	—	—
3535	Conveyors & conveying equipment.....	1	c	c	c	c	c	D	D	D	D	D
3536	Hoists, cranes, & monorails.....	—	—	—	—	—	—	—	—	—	—	—
3537	Industrial trucks & tractors.....	1	a	a	a	a	a	D	—	—	—	D
354	Metalworking machinery.....	25	234	225	231	234	237	258 849	56 442	65 812	65 640	70 955
3541	Machine tools, metal cutting types.....	—	—	—	—	—	—	—	—	—	—	—
3542	Machine tools, metal forming types.....	—	—	—	—	—	—	—	—	—	—	—
3543	Industrial patterns.....	—	—	—	—	—	—	—	—	—	—	—
3544	Special dies, tools, jigs, & fixtures.....	16	55	56	52	53	53	93 385	19 591	24 382	24 439	24 973
3545	Machine tool accessories.....	3	c	c	c	c	c	D	D	D	D	D
3546	Power-driven handtools.....	2	a	a	a	a	a	D	D	D	D	D
3547	Rolling mill machinery.....	—	—	—	—	—	—	—	—	—	—	—
3548	Welding apparatus.....	—	—	—	—	—	—	—	—	—	—	—
3549	Metalworking machinery, nec....	4	b	b	b	b	b	D	D	D	D	D
355	Special industry machinery.....	4	9	9	10	9	9	13 315	2 769	3 342	3 490	3 714
3552	Textile machinery.....	—	—	—	—	—	—	—	—	—	—	—
3553	Woodworking machinery.....	1	a	a	a	a	a	D	D	D	D	D
3554	Paper industries machinery.....	—	—	—	—	—	—	—	—	—	—	—
3555	Printing trades machinery.....	—	—	—	—	—	—	—	—	—	—	—
3556	Food products machinery.....	3	a	a	a	a	a	D	D	D	D	D
3559	Special industry machinery, nec.....	—	—	—	—	—	—	—	—	—	—	—
356	General industrial machinery.....	7	e	e	e	e	e	D	D	D	D	D
3561	Pumps & pumping equipment..	—	—	—	—	—	—	—	—	—	—	—
3562	Ball & roller bearings.....	1	a	a	a	a	a	D	D	D	D	D
3563	Air & gas compressors.....	—	—	—	—	—	—	—	—	—	—	—
3564	Blowers & fans.....	1	a	a	a	a	a	D	D	D	D	D
3565	Packaging machinery.....	1	a	a	a	a	a	D	D	D	D	D
3566	Speed changers, drives, & gears.....	—	—	—	—	—	—	—	—	—	—	—
3567	Industrial furnaces & ovens.....	—	—	—	—	—	—	—	—	—	—	—
3568	Power transmission equipment, nec.....	—	—	—	—	—	—	—	—	—	—	—
3569	General industrial machinery, nec.....	4	e	e	e	e	e	D	D	D	D	D
357	Computer & office equipment.....	10	g	g	g	g	g	D	D	D	D	D
3571	Electronic computers.....	4	75	69	75	75	77	136 455	33 176	34 063	33 987	35 229
3572	Computer storage devices.....	1	c	c	c	e	e	D	D	D	D	D
3575	Computer terminals.....	—	—	—	—	—	—	—	—	—	—	—
3577	Computer peripheral equipment, nec.....	2	f	g	g	f	f	D	D	D	D	D
3578	Calculating & accounting equipment.....	—	—	—	—	—	—	—	—	—	—	—
3579	Office machines, nec.....	3	b	b	b	b	b	D	D	D	D	D
358	Refrigeration & service machinery..	11	f	f	f	f	f	D	D	D	D	D
3581	Automatic merchandising machines.....	—	—	—	—	—	—	—	—	—	—	—
3582	Commercial laundry equipment..	—	—	—	—	—	—	—	—	—	—	—



**Table 2. Number of Production Workers and Hours Worked by Industry Group and Industry: 1997—Con.**

[Detail may not add to total because of rounding. For meaning of abbreviations and symbols, see introductory text. For explanation of terms, see Appendix A]

SIC code	Industry	Establishments (number)	Production workers					Hours worked				
			Average for the year (number)	March (number)	May (number)	August (number)	November (number)	Total (number)	January through March (number)	April through June (number)	July through September (number)	October through December (number)
<b>35</b>	<b>Industrial machinery &amp; equipment—Con.</b>											
358	Refrigeration & service machinery—Con.											
3585	Refrigeration & heating equipment	9	f	f	f	f	f	D	D	D	D	D
3586	Measuring & dispensing pumps	—	—	—	—	—	—	—	—	—	—	—
3589	Service industry machinery, nec	2	b	b	b	b	b	D	D	D	D	D
359	Industrial machinery, nec	16	108	112	108	109	99	196 956	50 105	50 665	50 626	45 560
3592	Carburetors, pistons, rings, & valves	—	—	—	—	—	—	—	—	—	—	—
3593	Fluid power cylinders & actuators	—	—	—	—	—	—	—	—	—	—	—
3594	Fluid power pumps & motors	—	—	—	—	—	—	—	—	—	—	—
3596	Scales & balances, except laboratory	—	—	—	—	—	—	—	—	—	—	—
3599	Industrial machinery, nec	16	108	112	108	109	99	196 956	50 105	50 665	50 626	45 560
<b>36</b>	<b>Electronic &amp; other electric equipment</b>	<b>87</b>	<b>20 619</b>	<b>19 911</b>	<b>20 582</b>	<b>20 813</b>	<b>21 123</b>	<b>40 593 294</b>	<b>9 698 144</b>	<b>10 141 898</b>	<b>10 180 488</b>	<b>10 572 764</b>
361	Electric distribution equipment	22	3 671	3 582	3 591	3 612	3 886	7 364 020	1 769 671	1 825 887	1 818 894	1 949 568
3612	Transformers	7	1 598	1 548	1 595	1 637	1 603	3 296 698	780 798	831 510	843 980	840 410
3613	Switchgear & switchboard apparatus	15	2 073	2 034	1 996	1 975	2 283	4 067 322	988 873	994 377	974 914	1 109 158
362	Electrical industrial apparatus	3	f	f	f	f	f	D	D	D	D	D
3621	Motors & generators	—	—	—	—	—	—	—	—	—	—	—
3624	Carbon & graphite products	—	—	—	—	—	—	—	—	—	—	—
3625	Relays & industrial controls	2	f	f	f	f	f	D	D	D	D	D
3629	Electrical industrial apparatus, nec	1	a	a	a	a	a	D	D	D	D	D
363	Household appliances	1	e	e	c	e	e	D	D	D	D	D
3631	Household cooking equipment	—	—	—	—	—	—	—	—	—	—	—
3632	Household refrigerators & freezers	—	—	—	—	—	—	—	—	—	—	—
3633	Household laundry equipment	—	—	—	—	—	—	—	—	—	—	—
3634	Electric housewares & fans	—	—	—	—	—	—	—	—	—	—	—
3635	Household vacuum cleaners	—	—	—	—	—	—	—	—	—	—	—
3639	Household appliances, nec	1	e	e	c	e	e	D	D	D	D	D
364	Electric lighting & wiring equipment	21	3 166	3 187	3 153	3 162	3 145	6 239 469	1 552 297	1 559 422	1 583 082	1 544 668
3641	Electric lamps	2	b	b	b	b	b	D	D	D	D	D
3643	Current-carrying wiring devices	10	2 511	2 538	2 495	2 509	2 493	5 067 586	1 270 298	1 263 392	1 284 825	1 249 071
3644	Noncurrent-carrying wiring devices	1	a	a	a	a	a	D	D	D	D	D
3645	Residential lighting fixtures	6	e	e	e	e	e	D	D	D	D	D
3646	Commercial lighting fixtures	—	—	—	—	—	—	—	—	—	—	—
3647	Vehicular lighting equipment	—	—	—	—	—	—	—	—	—	—	—
3648	Lighting equipment, nec	2	c	c	c	c	c	D	D	D	D	D
365	Household audio & video equipment	2	a	a	a	a	b	D	D	D	D	D
3651	Household audio & video equipment	—	—	—	—	—	—	—	—	—	—	—
3652	Prerecorded records & tapes	2	a	a	a	a	b	D	D	D	D	D
366	Communications equipment	9	2 204	2 283	2 192	2 221	2 115	4 061 891	1 020 186	1 028 413	1 028 891	984 401
3661	Telephone & telegraph apparatus	5	f	f	f	f	f	D	D	D	D	D
3663	Radio & TV communications equipment	3	g	g	g	g	g	D	D	D	D	D
3669	Communications equipment, nec	1	b	b	b	b	b	D	D	D	D	D
367	Electronic components & accessories	26	9 788	9 081	9 882	10 028	10 148	19 392 315	4 517 610	4 852 613	4 851 070	5 171 022
3671	Electron tubes	2	c	c	c	c	c	D	D	D	D	D
3672	Printed circuit boards	6	3 581	3 547	3 570	3 555	3 649	7 261 266	1 657 053	1 817 101	1 748 686	2 038 426
3674	Semiconductors & related devices	1	b	b	b	b	b	D	D	D	D	D
3675	Electronic capacitors	—	—	—	—	—	—	—	—	—	—	—
3676	Electronic resistors	—	—	—	—	—	—	—	—	—	—	—
3677	Electronic coils & transformers	4	1 232	1 137	1 280	1 276	1 235	2 554 811	591 667	686 302	608 793	668 049
3678	Electronic connectors	—	—	—	—	—	—	—	—	—	—	—
3679	Electronic components, nec	13	4 647	4 070	4 710	4 863	4 939	8 920 836	2 108 093	2 187 197	2 325 048	2 300 498
369	Miscellaneous electrical equipment & supplies	3	f	f	f	f	f	D	D	D	D	D
3691	Storage batteries	1	e	e	e	e	e	D	D	D	D	D
3692	Primary batteries, dry & wet	—	—	—	—	—	—	—	—	—	—	—
3694	Engine electrical equipment	1	a	a	a	a	a	D	D	D	D	D
3695	Magnetic & optical recording media	—	—	—	—	—	—	—	—	—	—	—
3699	Electrical equipment & supplies, nec	1	e	e	e	e	e	D	D	D	D	D
<b>37</b>	<b>Transportation equipment</b>	<b>34</b>	<b>1 143</b>	<b>1 139</b>	<b>1 080</b>	<b>1 199</b>	<b>1 148</b>	<b>1 944 061</b>	<b>483 174</b>	<b>487 200</b>	<b>504 265</b>	<b>469 422</b>
371	Motor vehicles & equipment	20	999	999	947	1 045	999	1 687 188	423 157	426 348	434 245	403 438
3711	Motor vehicles & car bodies	2	b	b	b	b	b	D	D	D	D	D
3713	Truck & bus bodies	2	a	b	b	b	a	D	D	D	D	D
3714	Motor vehicle parts & accessories	16	948	952	892	991	949	1 600 693	402 593	405 379	409 894	382 827
3715	Truck trailers	—	—	—	—	—	—	—	—	—	—	—
3716	Motor homes	—	—	—	—	—	—	—	—	—	—	—
372	Aircraft & parts	1	a	a	a	a	a	D	D	D	D	D
3721	Aircraft	—	—	—	—	—	—	—	—	—	—	—

**Table 2. Number of Production Workers and Hours Worked by Industry Group and Industry: 1997—Con.**

[Detail may not add to total because of rounding. For meaning of abbreviations and symbols, see introductory text. For explanation of terms, see Appendix A]

SIC code	Industry	Establishments (number)	Production workers					Hours worked				
			Average for the year (number)	March (number)	May (number)	August (number)	November (number)	Total (number)	January through March (number)	April through June (number)	July through September (number)	October through December (number)
<b>37</b>	<b>Transportation equipment—Con.</b>											
372	Aircraft & parts—Con.											
3724	Aircraft engines & engine parts	—	—	—	—	—	—	—	—	—	—	—
3728	Aircraft parts & equipment, nec.	1	a	a	a	a	a	D	D	D	D	D
373	Ship & boat building & repairing...	11	b	b	b	c	c	D	D	D	D	D
3731	Ship building & repairing	2	b	b	b	b	b	D	D	D	D	D
3732	Boat building & repairing	9	b	b	b	b	b	D	D	D	D	D
374	Railroad equipment	—	—	—	—	—	—	—	—	—	—	—
3743	Railroad equipment	—	—	—	—	—	—	—	—	—	—	—
375	Motorcycles, bicycles, & parts	—	—	—	—	—	—	—	—	—	—	—
3751	Motorcycles, bicycles, & parts	—	—	—	—	—	—	—	—	—	—	—
376	Guided missiles, space vehicles, parts	—	—	—	—	—	—	—	—	—	—	—
3761	Guided missiles & space vehicles	—	—	—	—	—	—	—	—	—	—	—
3764	Space propulsion units & parts	—	—	—	—	—	—	—	—	—	—	—
3769	Space vehicle equipment, nec.	—	—	—	—	—	—	—	—	—	—	—
379	Miscellaneous transportation equipment	2	b	b	b	b	b	D	D	D	D	D
3792	Travel trailer & campers	—	—	—	—	—	—	—	—	—	—	—
3795	Tanks & tank components	—	—	—	—	—	—	—	—	—	—	—
3799	Transportation equipment, nec.	2	b	b	b	b	b	D	D	D	D	D
<b>38</b>	<b>Instruments &amp; related products</b>	<b>64</b>	<b>9 642</b>	<b>9 621</b>	<b>9 635</b>	<b>9 605</b>	<b>9 686</b>	<b>16 069 373</b>	<b>3 782 795</b>	<b>4 100 886</b>	<b>4 044 026</b>	<b>4 141 666</b>
381	Search & navigation equipment	—	—	—	—	—	—	—	—	—	—	—
3812	Search & navigation equipment	—	—	—	—	—	—	—	—	—	—	—
382	Measuring & controlling devices	12	1 022	1 020	1 035	1 007	1 022	1 857 534	382 889	491 353	478 067	505 225
3821	Laboratory apparatus & furniture	1	c	c	c	c	c	D	D	D	D	D
3822	Environmental controls	1	c	c	c	c	c	D	D	D	D	D
3823	Process control instruments	3	140	135	151	136	136	239 155	57 504	64 996	58 782	57 873
3824	Fluid meters & counting devices	1	b	b	b	b	b	D	D	D	D	D
3825	Instruments to measure electricity	2	c	c	c	c	c	D	D	D	D	D
3826	Analytical instruments	—	—	—	—	—	—	—	—	—	—	—
3827	Optical instruments & lenses	1	e	e	e	e	e	D	D	D	D	D
3829	Measuring & controlling devices, nec.	3	b	b	b	b	b	D	D	D	D	D
384	Medical instruments & supplies	43	7 637	7 626	7 613	7 640	7 660	12 298 040	2 919 989	3 122 769	3 097 664	3 157 618
3841	Surgical & medical instruments	24	6 530	6 541	6 545	6 505	6 525	10 341 084	2 453 627	2 632 012	2 605 178	2 650 267
3842	Surgical appliances & supplies	19	1 107	1 085	1 068	1 135	1 135	1 956 956	466 362	490 757	492 486	507 351
3843	Dental equipment & supplies	—	—	—	—	—	—	—	—	—	—	—
3844	X-ray apparatus & tubes	—	—	—	—	—	—	—	—	—	—	—
3845	Electromedical equipment	—	—	—	—	—	—	—	—	—	—	—
385	Ophthalmic goods	8	f	f	f	f	f	D	D	D	D	D
3851	Ophthalmic goods	8	f	f	f	f	f	D	D	D	D	D
386	Photographic equipment & supplies	—	—	—	—	—	—	—	—	—	—	—
3861	Photographic equipment & supplies	—	—	—	—	—	—	—	—	—	—	—
387	Watches, clocks, watchcases, & parts	1	b	b	b	b	b	D	D	D	D	D
3873	Watches, clocks, & watchcases	1	b	b	b	b	b	D	D	D	D	D
<b>39</b>	<b>Miscellaneous manufacturing industries</b>	<b>61</b>	<b>1 713</b>	<b>1 703</b>	<b>1 741</b>	<b>1 685</b>	<b>1 709</b>	<b>3 323 571</b>	<b>806 478</b>	<b>830 617</b>	<b>831 463</b>	<b>855 013</b>
391	Jewelry, silverware, & plated ware	12	471	466	470	472	471	911 273	215 889	231 056	224 085	240 243
3911	Jewelry, precious metal	11	e	e	e	e	e	D	D	D	D	D
3914	Silverware & plated ware	1	c	c	c	c	c	D	D	D	D	D
3915	Jewelers' materials & lapidary work	—	—	—	—	—	—	—	—	—	—	—
393	Musical instruments	—	—	—	—	—	—	—	—	—	—	—
3931	Musical instruments	—	—	—	—	—	—	—	—	—	—	—
394	Toys & sporting goods	4	a	a	a	a	a	D	D	D	D	D
3942	Dolls	—	—	—	—	—	—	—	—	—	—	—
3944	Games, toys, & children's vehicles	—	—	—	—	—	—	—	—	—	—	—
3949	Sporting & athletic goods, nec.	4	a	a	a	a	a	D	D	D	D	D
395	Pens, pencils, office, & art supplies	1	a	a	a	a	a	D	D	D	D	D
3951	Pens & mechanical pencils	—	—	—	—	—	—	—	—	—	—	—
3952	Lead pencils & art goods	—	—	—	—	—	—	—	—	—	—	—
3953	Marking devices	1	a	a	a	a	a	D	D	D	D	D
3955	Carbon paper & inked ribbons	—	—	—	—	—	—	—	—	—	—	—
396	Costume jewelry & notions	8	f	f	f	f	f	D	D	D	D	D
3961	Costume jewelry	6	f	f	f	f	f	D	D	D	D	D
3965	Fasteners, buttons, needles, & pins	2	a	a	a	a	a	D	D	D	D	D
399	Miscellaneous mfg.	36	512	481	527	512	525	907 653	207 573	230 539	231 482	238 059
3991	Brooms & brushes	1	a	b	b	a	a	D	D	D	D	D
3993	Signs & advertising displays	20	220	211	218	216	228	361 949	84 349	89 267	93 433	94 900
3995	Burial caskets	3	b	b	b	b	b	D	D	D	D	D
3996	Hard surface floor coverings	—	—	—	—	—	—	—	—	—	—	—
3999	Mfg industries, nec.	12	205	177	217	216	212	374 418	79 073	97 278	98 366	99 701

**Table 3. Number of Employees by Type, Payroll, and Proprietors and Partners Working by Industry Group and Industry: 1997**

[Detail may not add to total because of rounding. For meaning of abbreviations and symbols, see introductory text. For explanation of terms, see Appendix A]

SIC code	Industry	Establishments (number)	All employees+							Proprietors, partners working (number)	Unpaid family workers (number)
			Total annual payroll (\$1,000)	Total first-quarter payroll (\$1,000)	Total employees (number)	Production workers		Other employees			
						Average for the year (number)	Wages (\$1,000)	Number	Salaries (\$1,000)		
	<b>All manufacturing industries .....</b>	<b>2 092</b>	<b>3 318 862</b>	<b>806 233</b>	<b>163 605</b>	<b>126 580</b>	<b>2 087 129</b>	<b>37 025</b>	<b>1 231 733</b>	<b>601</b>	<b>108</b>
<b>20</b>	<b>Food &amp; kindred products .....</b>	<b>287</b>	<b>351 826</b>	<b>77 395</b>	<b>18 094</b>	<b>12 534</b>	<b>217 854</b>	<b>5 560</b>	<b>133 972</b>	<b>94</b>	<b>14</b>
201	Meat products .....	18	27 266	6 162	1 706	1 356	20 312	350	6 954	5	1
2011	Meat packing plants .....	7	5 664	1 328	359	284	4 131	75	1 533	1	-
2013	Sausages & other prepared meats .....	7	D	D	c	c	D	b	D	D	D
2015	Poultry & egg processing .....	4	D	D	g	f	D	c	D	D	-
202	Dairy products .....	22	40 488	8 791	1 814	1 189	25 071	625	15 417	8	3
2021	Creamery butter .....	-	-	-	-	-	-	-	-	-	-
2022	Cheese, natural & processed .....	5	D	D	c	c	D	a	D	D	D
2023	Condensed & evaporated milk .....	1	D	D	b	a	D	a	D	-	-
2024	Ice cream & frozen desserts .....	12	3 199	738	216	116	1 479	100	1 720	3	1
2026	Fluid milk .....	4	D	D	g	f	D	f	D	-	-
203	Preserved fruits & vegetables .....	36	17 011	3 587	1 154	911	12 112	243	4 899	11	1
2032	Canned specialties .....	1	D	D	c	c	D	a	D	-	-
2033	Canned fruits & vegetables .....	19	4 925	1 045	335	273	3 343	62	1 582	7	1
2034	Dehydrated fruits, vegetables, & soups .....	1	D	D	a	a	D	a	D	D	-
2035	Pickles, sauces, & salad dressings .....	1	D	D	b	a	D	a	D	-	-
2037	Frozen fruits & vegetables .....	4	D	D	c	c	D	b	D	D	-
2038	Frozen specialties, nec .....	10	5 382	1 185	412	311	3 466	101	1 916	2	-
204	Grain mill products .....	23	20 708	4 970	994	623	11 520	371	9 188	3	-
2041	Flour & other grain mill products .....	3	D	D	c	c	D	b	D	-	-
2043	Cereal breakfast foods .....	-	-	-	-	-	-	-	-	-	-
2044	Rice milling .....	1	D	D	e	c	D	c	D	-	-
2045	Blended & prepared flour .....	1	D	D	a	a	D	a	D	D	-
2046	Wet corn milling .....	-	-	-	-	-	-	-	-	-	-
2047	Dog & cat food .....	-	-	-	-	-	-	-	-	-	-
2048	Prepared feeds, nec .....	18	8 767	2 107	517	374	4 924	143	3 843	2	-
205	Bakery products .....	66	38 231	9 168	2 181	1 265	12 723	916	25 508	40	8
2051	Bread, cake, & related products .....	55	30 265	7 347	1 738	933	7 636	805	22 629	37	6
2052	Cookies & crackers .....	10	D	D	e	e	D	c	D	D	D
2053	Frozen bakery products, except bread .....	1	D	D	a	a	D	a	D	-	-
206	Sugar & confectionery products .....	18	22 209	4 919	826	683	16 467	143	5 742	9	-
2061	Raw cane sugar .....	-	-	-	-	-	-	-	-	-	-
2062	Cane sugar refining .....	-	-	-	-	-	-	-	-	-	-
2063	Beet sugar .....	1	D	D	b	a	D	a	D	-	-
2064	Candy & other confectionery products & chewing gum .....	17	D	D	f	f	D	c	D	D	-
2066	Chocolate & cocoa products .....	-	-	-	-	-	-	-	-	-	-
2067	Chewing gum .....	-	-	-	-	-	-	-	-	-	-
2068	Salted & roasted nuts & seeds .....	-	-	-	-	-	-	-	-	-	-
207	Fats & oils .....	3	6 039	1 356	279	177	2 799	102	3 240	-	-
2074	Cottonseed oil mills .....	-	-	-	-	-	-	-	-	-	-
2075	Soybean oil mills .....	1	D	D	a	a	D	a	D	-	-
2076	Vegetable oil mills, nec .....	-	-	-	-	-	-	-	-	-	-
2077	Animal & marine fats & oils .....	-	-	-	-	-	-	-	-	-	-
2079	Shortening & cooking oils .....	2	D	D	e	c	D	b	D	-	-
208	Beverages .....	49	93 032	20 379	3 336	2 338	54 105	998	38 927	4	1
2082	Malt beverages .....	2	D	D	e	e	D	b	D	-	-
2083	Malt .....	-	-	-	-	-	-	-	-	-	-
2084	Wines, brandy, & brandy spirits .....	1	D	D	a	a	D	a	D	-	-
2085	Distilled liquor, except brandy .....	3	D	D	f	e	D	e	D	-	-
2086	Bottled & canned soft drinks .....	30	34 360	7 406	1 481	1 180	23 738	301	10 622	3	1
2087	Flavoring extracts & syrups, nec .....	13	D	D	f	f	D	e	D	D	-
209	Miscellaneous food & kindred products .....	52	86 842	18 063	5 804	3 992	62 745	1 812	24 097	14	-
2091	Canned & cured seafood .....	2	D	D	h	h	D	g	D	D	-
2092	Fresh or frozen seafood .....	2	D	D	a	a	D	a	D	D	-
2095	Roasted coffee .....	9	6 758	1 726	405	216	2 813	189	3 945	-	-
2096	Potato chips & similar snacks .....	2	D	D	e	e	D	e	D	-	-
2097	Manufactured ice .....	24	2 611	580	244	160	1 509	84	1 102	9	-
2098	Macaroni & spaghetti .....	1	D	D	b	b	D	a	D	-	-
2099	Food preparations, nec .....	12	3 600	848	224	181	1 701	43	1 899	4	-
<b>21</b>	<b>Tobacco products .....</b>	<b>4</b>	<b>D</b>	<b>D</b>	<b>g</b>	<b>g</b>	<b>D</b>	<b>c</b>	<b>D</b>	<b>D</b>	<b>-</b>
211	Cigarettes .....	1	D	D	e	e	D	c	D	-	-
2111	Cigarettes .....	1	D	D	e	e	D	c	D	-	-
212	Cigars .....	3	D	D	f	f	D	b	D	D	-
2121	Cigars .....	3	D	D	f	f	D	b	D	D	-
213	Chewing & smoking tobacco .....	-	-	-	-	-	-	-	-	-	-
2131	Chewing & smoking tobacco .....	-	-	-	-	-	-	-	-	-	-
214	Tobacco stemming & redrying .....	-	-	-	-	-	-	-	-	-	-
2141	Tobacco stemming & redrying .....	-	-	-	-	-	-	-	-	-	-

**Table 3. Number of Employees by Type, Payroll, and Proprietors and Partners Working by Industry Group and Industry: 1997—Con.**

[Detail may not add to total because of rounding. For meaning of abbreviations and symbols, see introductory text. For explanation of terms, see Appendix A]

SIC code	Industry	Establishments (number)	All employees+							Proprietors, partners working (number)	Unpaid family workers (number)
			Total annual payroll (\$1,000)	Total first-quarter payroll (\$1,000)	Total employees (number)	Production workers		Other employees			
						Average for the year (number)	Wages (\$1,000)	Number	Salaries (\$1,000)		
<b>22</b>	<b>Textile mill products .....</b>	<b>20</b>	<b>31 872</b>	<b>7 573</b>	<b>2 555</b>	<b>2 372</b>	<b>27 823</b>	<b>183</b>	<b>4 049</b>	<b>8</b>	<b>2</b>
221	Broadwoven fabric mills, cotton ...	1	D	D	a	a	D	a	D	D	-
2211	Weaving mills, cotton .....	1	D	D	a	a	D	a	D	D	-
222	Broadwoven fabric mills, manmade fiber & silk .....	1	D	D	a	a	D	a	-	D	D
2221	Weaving mills, synthetics .....	1	D	D	a	a	D	a	-	D	D
223	Broadwoven fabric mills, wool .....	-	-	-	-	-	-	-	-	-	-
2231	Weaving & finishing mills, wool ..	-	-	-	-	-	-	-	-	-	-
224	Narrow fabric mills .....	-	-	-	-	-	-	-	-	-	-
2241	Narrow fabric mills .....	-	-	-	-	-	-	-	-	-	-
225	Knitting mills .....	8	24 683	5 655	2 138	2 021	22 257	117	2 426	2	-
2251	Women's hosiery, except socks .....	1	D	D	e	e	D	b	D	-	-
2252	Hosiery, nec .....	-	-	-	-	-	-	-	-	-	-
2253	Knit outerwear mills .....	7	D	D	g	g	D	b	D	D	-
2254	Knit underwear mills .....	-	-	-	-	-	-	-	-	-	-
2257	Circular knit fabric mills .....	-	-	-	-	-	-	-	-	-	-
2258	Lace & warp knit fabric mills .....	-	-	-	-	-	-	-	-	-	-
2259	Knitting mills, nec .....	-	-	-	-	-	-	-	-	-	-
226	Textile finishing, except wool .....	3	D	D	b	b	D	a	D	D	-
2261	Finishing plants, cotton .....	2	D	D	a	a	D	a	D	D	-
2262	Finishing plants, synthetics .....	-	-	-	-	-	-	-	-	-	-
2269	Finishing plants, nec .....	1	D	D	b	b	D	a	D	-	-
227	Carpets & rugs .....	1	D	D	a	a	D	a	D	-	-
2273	Carpets & rugs .....	1	D	D	a	a	D	a	D	-	-
228	Yarn & thread mills .....	1	D	D	b	b	D	a	D	-	-
2281	Yarn spinning mills .....	1	D	D	b	b	D	a	D	-	-
2282	Yarn throwing & winding mills ..	-	-	-	-	-	-	-	-	-	-
2284	Thread mills .....	-	-	-	-	-	-	-	-	-	-
229	Miscellaneous textile goods .....	5	2 211	768	214	176	1 846	38	365	2	-
2295	Coated fabrics, not rubberized ..	-	-	-	-	-	-	-	-	-	-
2296	Tire cord & fabric .....	1	D	D	b	b	D	a	-	-	-
2297	Nonwoven fabrics .....	-	-	-	-	-	-	-	-	-	-
2298	Cordage & twine .....	-	-	-	-	-	-	-	-	-	-
2299	Textile goods, nec .....	4	D	D	c	c	D	b	D	D	-
<b>23</b>	<b>Apparel &amp; other textile products ..</b>	<b>223</b>	<b>232 521</b>	<b>54 008</b>	<b>21 818</b>	<b>19 816</b>	<b>186 400</b>	<b>2 002</b>	<b>46 121</b>	<b>55</b>	<b>15</b>
231	Men's & boys' suits & coats .....	10	16 547	3 063	1 415	1 310	12 086	105	4 461	-	-
2311	Men's & boys' suits & coats .....	10	16 547	3 063	1 415	1 310	12 086	105	4 461	-	-
232	Men's & boys' furnishings .....	69	103 964	24 507	9 312	8 431	85 145	881	18 819	18	9
2321	Shirts, men's & boys' .....	19	D	D	g	g	D	c	D	D	D
2322	Men's & boys' underwear & nightwear .....	8	D	D	g	g	D	c	D	-	-
2323	Men's & boys' neckwear .....	-	-	-	-	-	-	-	-	-	-
2325	Men's & boys' trousers & slacks .....	10	14 385	3 562	1 332	1 173	12 327	159	2 058	3	1
2326	Men's & boys' work clothing .....	16	25 514	5 721	2 180	1 990	20 290	190	5 224	-	-
2329	Men's & boys' clothing, nec .....	16	25 786	6 009	2 622	2 345	21 488	277	4 298	7	-
233	Women's & children's outerwear ..	52	17 576	4 159	1 829	1 649	13 251	180	4 325	17	-
2331	Women's blouses & waists .....	5	2 109	520	217	194	1 700	23	409	5	-
2335	Women's dresses .....	32	5 734	1 348	595	508	4 179	87	1 555	10	-
2337	Women's suits & coats .....	4	686	143	97	84	545	13	141	1	-
2339	Women's outerwear, nec .....	11	9 047	2 148	920	863	6 827	57	2 220	1	-
234	Women's & children's undergarments .....	35	69 421	16 389	6 719	6 147	55 505	572	13 916	3	-
2341	Women's & children's underwear .....	12	11 619	2 472	1 115	1 021	9 311	94	2 308	3	-
2342	Brassieres & allied garments ...	23	57 802	13 917	5 604	5 126	46 194	478	11 608	-	-
235	Hats, caps, & millinery .....	1	D	D	a	a	D	a	D	-	-
2353	Hats, caps, & millinery .....	1	D	D	a	a	D	a	D	-	-
236	Girls' & children's outerwear .....	10	3 829	1 162	477	441	3 161	36	668	2	1
2361	Girls' & children's dresses & blouses .....	2	D	D	b	b	D	a	D	-	-
2369	Girls' & children's outerwear, nec .....	8	D	D	e	e	D	b	D	D	D
237	Fur goods .....	-	-	-	-	-	-	-	-	-	-
2371	Fur goods .....	-	-	-	-	-	-	-	-	-	-
238	Miscellaneous apparel & accessories .....	3	D	D	c	c	D	a	D	D	-
2381	Fabric gloves & mittens .....	-	-	-	-	-	-	-	-	-	-
2384	Robes & dressing gowns .....	-	-	-	-	-	-	-	-	-	-
2385	Waterproof outer garments .....	-	-	-	-	-	-	-	-	-	-
2386	Leather & sheep-lined clothing ..	-	-	-	-	-	-	-	-	-	-
2387	Apparel belts .....	-	-	-	-	-	-	-	-	-	-
2389	Apparel & accessories, nec .....	3	D	D	c	c	D	a	D	D	-
239	Miscellaneous fabricated textile products .....	43	19 720	4 406	1 927	1 723	16 171	204	3 549	14	5
2391	Curtains & draperies .....	12	1 911	445	175	143	1 438	32	473	5	3
2392	Housefurnishings, nec .....	8	1 677	338	199	168	1 446	31	231	2	-
2393	Textile bags .....	2	D	D	f	f	D	b	D	-	-
2394	Canvas & related products .....	2	D	D	a	a	D	a	D	D	-
2395	Pleating & stitching .....	9	D	D	c	b	D	a	D	D	D
2396	Automotive & apparel trimmings .....	4	433	72	48	45	349	3	84	2	-
2397	Schiffli machine embroideries ..	-	-	-	-	-	-	-	-	-	-

**Table 3. Number of Employees by Type, Payroll, and Proprietors and Partners Working by Industry Group and Industry: 1997—Con.**

[Detail may not add to total because of rounding. For meaning of abbreviations and symbols, see introductory text. For explanation of terms, see Appendix A]

SIC code	Industry	Establishments (number)	All employees+							Proprietors, partners working (number)	Unpaid family workers (number)
			Total annual payroll (\$1,000)	Total first-quarter payroll (\$1,000)	Total employees (number)	Production workers		Other employees			
						Average for the year (number)	Wages (\$1,000)	Number	Salaries (\$1,000)		
<b>23</b>	<b>Apparel &amp; other textile products—Con.</b>										
239	Miscellaneous fabricated textile products—Con.										
2399	Fabricated textile products, nec.	6	6 355	1 548	584	548	5 555	36	800	1	—
<b>24</b>	<b>Lumber &amp; wood products</b>	<b>117</b>	<b>D</b>	<b>D</b>	<b>g</b>	<b>g</b>	<b>D</b>	<b>c</b>	<b>D</b>	<b>D</b>	<b>D</b>
241	Logging	—	—	—	—	—	—	—	—	—	—
2411	Logging	—	—	—	—	—	—	—	—	—	—
242	Sawmills & planing mills	1	D	D	a	a	D	a	—	D	—
2421	Sawmills & planing mills, general	—	—	—	—	—	—	—	—	—	—
2426	Hardwood dimension & flooring mills	—	—	—	—	—	—	—	—	—	—
2429	Special product sawmills, nec.	1	D	D	a	a	D	a	—	D	—
243	Millwork, plywood, & structural members	99	11 574	2 705	1 174	1 027	8 994	147	2 580	62	8
2431	Millwork	21	3 217	853	367	317	2 479	50	738	8	—
2434	Wood kitchen cabinets	75	8 304	1 840	800	704	6 469	96	1 835	54	8
2435	Hardwood veneer & plywood	—	—	—	—	—	—	—	—	—	—
2436	Softwood veneer & plywood	—	—	—	—	—	—	—	—	—	—
2439	Structural wood members, nec.	3	53	12	7	6	46	1	7	—	—
244	Wood containers	10	D	D	c	c	D	b	D	D	—
2441	Nailed wood boxes & shooks	—	—	—	—	—	—	—	—	—	—
2448	Wood pallets & skids	9	D	D	c	c	D	b	D	D	—
2449	Wood containers, nec.	1	D	D	b	a	D	a	D	D	—
245	Wood buildings & mobile homes	2	D	D	a	a	D	a	D	D	—
2451	Mobile homes	—	—	—	—	—	—	—	—	—	—
2452	Prefabricated wood buildings	2	D	D	a	a	D	a	D	D	—
249	Miscellaneous wood products	5	D	D	c	b	D	a	D	—	—
2491	Wood preserving	4	1 076	262	65	62	1 041	3	35	—	—
2493	Reconstituted wood products	—	—	—	—	—	—	—	—	—	—
2499	Wood products, nec.	1	D	D	b	b	D	a	D	—	—
<b>25</b>	<b>Furniture &amp; fixtures</b>	<b>146</b>	<b>29 659</b>	<b>6 817</b>	<b>2 472</b>	<b>2 010</b>	<b>22 612</b>	<b>462</b>	<b>7 047</b>	<b>65</b>	<b>7</b>
251	Household furniture	112	20 186	4 571	1 776	1 468	15 534	308	4 652	53	7
2511	Wood household furniture	63	7 812	1 736	771	667	6 752	104	1 060	35	3
2512	Upholstered household furniture	24	5 021	1 254	454	367	4 025	87	996	12	3
2514	Metal household furniture	3	D	D	b	b	D	a	D	—	—
2515	Mattresses & bedsprings	19	5 720	1 222	414	337	3 726	77	1 994	4	—
2517	Wood TV & radio cabinets	—	—	—	—	—	—	—	—	—	—
2519	Household furniture, nec.	3	D	D	b	b	D	b	D	D	D
252	Office furniture	7	5 053	1 205	352	273	3 833	79	1 220	1	—
2521	Wood office furniture	3	D	D	b	b	D	a	D	D	—
2522	Office furniture, except wood	4	D	D	e	c	D	b	D	—	—
253	Public building & related furniture	9	1 882	433	168	133	1 415	35	467	6	—
2531	Public building & related furniture	9	1 882	433	168	133	1 415	35	467	6	—
254	Partitions & fixtures	8	772	156	46	41	683	5	89	2	—
2541	Wood partitions & fixtures	6	D	D	b	b	D	a	D	D	—
2542	Partitions & fixtures, except wood	2	D	D	a	a	D	a	D	—	—
259	Miscellaneous furniture & fixtures	10	1 766	452	130	95	1 147	35	619	3	—
2591	Drapery hardware, blinds, & shades	8	D	D	b	b	D	b	D	D	—
2599	Furniture & fixtures, nec.	2	D	D	b	b	D	a	D	D	—
<b>26</b>	<b>Paper &amp; allied products</b>	<b>41</b>	<b>42 773</b>	<b>9 853</b>	<b>2 152</b>	<b>1 849</b>	<b>31 456</b>	<b>303</b>	<b>11 317</b>	<b>2</b>	<b>1</b>
261	Pulp mills	—	—	—	—	—	—	—	—	—	—
2611	Pulp mills	—	—	—	—	—	—	—	—	—	—
262	Paper mills	4	985	221	90	75	614	15	371	—	—
2621	Paper mills	4	985	221	90	75	614	15	371	—	—
263	Paperboard mills	6	2 652	533	128	105	1 342	23	1 310	—	—
2631	Paperboard mills	6	2 652	533	128	105	1 342	23	1 310	—	—
265	Paperboard containers & boxes	19	29 682	6 979	1 432	1 274	23 285	158	6 397	1	1
2652	Setup paperboard boxes	2	D	D	b	b	D	a	D	D	D
2653	Corrugated & solid fiber boxes	9	15 824	3 619	698	632	12 456	66	3 368	—	—
2655	Fiber cans, drums, & similar products	1	D	D	b	b	D	a	—	—	—
2656	Sanitary food containers	—	—	—	—	—	—	—	—	—	—
2657	Folding paperboard boxes	7	D	D	f	f	D	b	D	—	—
267	Miscellaneous converted paper products	12	9 454	2 120	502	395	6 215	107	3 239	1	—
2671	Paper—coated & laminated, packaging	1	D	D	a	a	D	a	D	D	—
2672	Paper—coated & laminated, nec.	—	—	—	—	—	—	—	—	—	—
2673	Bags—plastics, laminated, & coated	2	D	D	b	b	D	b	D	—	—
2674	Bags—uncoated paper & multiwall	1	D	D	b	b	D	a	D	—	—
2675	Die-cut paper & board	—	—	—	—	—	—	—	—	—	—
2676	Sanitary paper products	3	599	118	56	42	441	14	158	—	—
2677	Envelopes	—	—	—	—	—	—	—	—	—	—
2678	Stationery products	1	D	D	b	b	D	b	D	—	—
2679	Converted paper products, nec.	4	3 569	875	161	134	2 429	27	1 140	—	—

**Table 3. Number of Employees by Type, Payroll, and Proprietors and Partners Working by Industry Group and Industry: 1997—Con.**

[Detail may not add to total because of rounding. For meaning of abbreviations and symbols, see introductory text. For explanation of terms, see Appendix A]

SIC code	Industry	Establishments (number)	All employees+							Proprietors, partners working (number)	Unpaid family workers (number)
			Total annual payroll (\$1,000)	Total first-quarter payroll (\$1,000)	Total employees (number)	Production workers		Other employees			
						Average for the year (number)	Wages (\$1,000)	Number	Salaries (\$1,000)		
<b>27</b>	<b>Printing &amp; publishing</b> .....	<b>208</b>	<b>126 166</b>	<b>29 349</b>	<b>6 469</b>	<b>5 315</b>	<b>92 612</b>	<b>1 154</b>	<b>33 554</b>	<b>93</b>	<b>27</b>
271	Newspapers .....	26	75 410	17 812	3 608	2 992	58 478	616	16 932	4	—
2711	Newspapers .....	26	75 410	17 812	3 608	2 992	58 478	616	16 932	4	—
272	Periodicals .....	14	1 910	427	123	93	1 217	30	693	4	1
2721	Periodicals .....	14	1 910	427	123	93	1 217	30	693	4	1
273	Books .....	5	808	219	48	37	535	11	273	2	3
2731	Book publishing .....	4	D	D	b	a	D	a	D	D	D
2732	Book printing .....	1	D	D	b	b	D	a	D	—	—
274	Miscellaneous publishing .....	8	D	D	c	c	D	a	D	D	—
2741	Miscellaneous publishing .....	8	D	D	c	c	D	a	D	D	—
275	Commercial printing .....	148	37 151	8 283	2 264	1 840	26 574	424	10 577	74	22
2752	Commercial printing, lithographic .....	91	19 926	4 086	1 182	957	14 270	225	5 656	47	16
2754	Commercial printing, gravure .....	8	2 724	539	142	106	1 686	36	1 038	2	—
2759	Commercial printing, nec .....	49	14 501	3 658	940	777	10 618	163	3 883	25	6
276	Manifold business forms .....	3	D	D	c	c	D	b	D	D	D
2761	Manifold business forms .....	3	D	D	c	c	D	b	D	D	D
277	Greeting cards .....	—	—	—	—	—	—	—	—	—	—
2771	Greeting cards .....	—	—	—	—	—	—	—	—	—	—
278	Blankbooks & bookbinding .....	1	D	—	a	a	D	a	—	D	—
2782	Blankbooks & looseleaf binders .....	—	—	—	—	—	—	—	—	—	—
2789	Bookbinding & related work .....	1	D	—	a	a	D	a	—	D	—
279	Printing trade services .....	3	197	44	18	16	178	2	19	2	—
2791	Typesetting .....	—	—	—	—	—	—	—	—	—	—
2796	Platemaking services .....	3	197	44	18	16	178	2	19	2	—
<b>28</b>	<b>Chemicals &amp; allied products</b> .....	<b>186</b>	<b>1 149 498</b>	<b>295 919</b>	<b>37 860</b>	<b>24 428</b>	<b>582 167</b>	<b>13 432</b>	<b>567 331</b>	<b>11</b>	<b>2</b>
281	Industrial inorganic chemicals .....	10	D	D	e	c	D	c	D	—	—
2812	Alkalies & chlorine .....	—	—	—	—	—	—	—	—	—	—
2813	Industrial gases .....	—	—	—	—	—	—	—	—	—	—
2816	Inorganic pigments .....	1	D	D	a	a	D	a	D	—	—
2819	Industrial inorganic chemicals, nec .....	9	D	D	e	c	D	c	D	—	—
282	Plastics materials & synthetics .....	22	47 931	12 375	2 289	1 942	32 314	347	15 617	1	—
2821	Plastics materials & resins .....	20	D	D	g	g	D	e	D	D	—
2822	Synthetic rubber .....	—	—	—	—	—	—	—	—	—	—
2823	Cellulosic manmade fibers .....	1	D	D	b	b	D	b	D	—	—
2824	Organic fibers, noncellulosic .....	1	D	D	a	a	D	a	D	—	—
283	Drugs .....	92	991 458	258 603	30 561	19 117	485 282	11 444	506 176	3	—
2833	Medicinals & botanicals .....	8	58 403	14 320	1 679	1 100	29 814	579	28 589	2	—
2834	Pharmaceutical preparations .....	77	890 460	231 484	27 383	16 879	430 192	10 504	460 268	1	—
2835	Diagnostic substances .....	6	D	D	g	f	D	e	D	—	—
2836	Biological products, except diagnostic .....	1	D	D	c	c	D	a	D	—	—
284	Soaps, cleaners, & toilet goods .....	27	57 558	12 796	2 865	1 979	36 987	886	20 571	3	2
2841	Soap & other detergents .....	7	2 298	497	150	78	919	72	1 379	—	—
2842	Polishes & sanitation goods .....	4	D	D	c	b	D	b	D	D	—
2843	Surface active agents .....	1	D	D	b	a	D	a	D	—	—
2844	Toilet preparations .....	15	50 498	11 223	2 510	1 791	34 202	719	16 296	2	2
285	Paints & allied products .....	12	12 189	2 980	750	520	6 995	230	5 194	1	—
2851	Paints & allied products .....	12	12 189	2 980	750	520	6 995	230	5 194	1	—
286	Industrial organic chemicals .....	—	—	—	—	—	—	—	—	—	—
2861	Gum & wood chemicals .....	—	—	—	—	—	—	—	—	—	—
2865	Cyclic crudes & intermediates .....	—	—	—	—	—	—	—	—	—	—
2869	Industrial organic chemicals, nec .....	—	—	—	—	—	—	—	—	—	—
287	Agricultural chemicals .....	5	D	D	e	e	D	c	D	—	—
2873	Nitrogenous fertilizers .....	1	D	D	a	a	D	a	D	—	—
2874	Phosphatic fertilizers .....	1	D	D	b	a	D	a	D	—	—
2875	Fertilizers, mixing only .....	2	D	D	c	c	D	c	D	—	—
2879	Agricultural chemicals, nec .....	1	D	D	c	c	D	b	D	—	—
289	Miscellaneous chemical products .....	18	17 692	4 095	657	447	8 929	210	8 763	3	—
2891	Adhesives & sealants .....	7	D	D	e	e	D	c	D	D	—
2892	Explosives .....	—	—	—	—	—	—	—	—	—	—
2893	Printing ink .....	1	D	D	a	a	D	a	—	D	—
2895	Carbon black .....	—	—	—	—	—	—	—	—	—	—
2899	Chemical preparations, nec .....	10	D	D	e	c	D	b	D	D	—
<b>29</b>	<b>Petroleum &amp; coal products</b> .....	<b>28</b>	<b>48 571</b>	<b>12 722</b>	<b>1 555</b>	<b>944</b>	<b>27 796</b>	<b>611</b>	<b>20 775</b>	<b>—</b>	<b>3</b>
291	Petroleum refining .....	9	32 560	9 218	781	463	17 455	318	15 105	—	3
2911	Petroleum refining .....	9	32 560	9 218	781	463	17 455	318	15 105	—	3
295	Asphalt paving & roofing materials .....	16	D	D	f	e	D	e	D	—	—
2951	Asphalt paving mixtures & blocks .....	15	D	D	f	e	D	e	D	—	—
2952	Asphalt felts & coatings .....	1	D	D	b	b	D	a	D	—	—
299	Miscellaneous petroleum & coal products .....	3	D	D	b	b	D	b	D	—	—
2992	Lubricating oils & greases .....	2	D	D	b	b	D	b	D	—	—
2999	Petroleum & coal products, nec .....	1	D	D	a	a	D	a	D	—	—

**Table 3. Number of Employees by Type, Payroll, and Proprietors and Partners Working by Industry Group and Industry: 1997—Con.**

[Detail may not add to total because of rounding. For meaning of abbreviations and symbols, see introductory text. For explanation of terms, see Appendix A]

SIC code	Industry	Establishments (number)	All employees+							Proprietors, partners working (number)	Unpaid family workers (number)
			Total annual payroll (\$1,000)	Total first-quarter payroll (\$1,000)	Total employees (number)	Production workers		Other employees			
						Average for the year (number)	Wages (\$1,000)	Number	Salaries (\$1,000)		
<b>30</b>	<b>Rubber &amp; miscellaneous plastics products</b>	<b>71</b>	<b>86 935</b>	<b>20 010</b>	<b>4 924</b>	<b>3 846</b>	<b>58 939</b>	<b>1 078</b>	<b>27 996</b>	<b>5</b>	<b>1</b>
301	Tires & inner tubes	3	1 909	325	116	78	1 510	38	399	—	—
3011	Tires & inner tubes	3	1 909	325	116	78	1 510	38	399	—	—
302	Rubber & plastics footwear	—	—	—	—	—	—	—	—	—	—
3021	Rubber & plastics footwear	—	—	—	—	—	—	—	—	—	—
305	Hose & belting & gaskets & packing	2	D	D	b	a	D	b	D	—	—
3052	Rubber & plastics hose & belting	—	—	—	—	—	—	—	—	—	—
3053	Gaskets, packing & sealing devices	2	D	D	b	a	D	b	D	—	—
306	Fabricated rubber products, nec	2	D	D	b	b	D	a	D	—	—
3061	Mechanical rubber goods	—	—	—	—	—	—	—	—	—	—
3069	Fabricated rubber products, nec	2	D	D	b	b	D	a	D	—	—
308	Miscellaneous plastics products, nec	64	83 020	19 251	4 693	3 684	56 137	1 009	26 883	5	1
3081	Unsupported plastics film & sheet	—	—	—	—	—	—	—	—	—	—
3082	Unsupported plastics profile shapes	—	—	—	—	—	—	—	—	—	—
3083	Laminated plastics plate & sheet	4	D	D	c	c	D	b	D	—	—
3084	Plastics pipe	—	—	—	—	—	—	—	—	—	—
3085	Plastics bottles	14	25 832	6 134	1 253	973	17 811	280	8 021	—	—
3086	Plastics foam products	5	D	D	f	e	D	c	D	—	—
3087	Custom compound purchased resins	—	—	—	—	—	—	—	—	—	—
3088	Plastics plumbing fixtures	—	—	—	—	—	—	—	—	—	—
3089	Plastics products, nec	41	40 924	9 536	2 667	2 175	27 823	492	13 101	5	1
<b>31</b>	<b>Leather &amp; leather products</b>	<b>25</b>	<b>80 296</b>	<b>17 658</b>	<b>5 752</b>	<b>5 077</b>	<b>64 821</b>	<b>675</b>	<b>15 475</b>	<b>4</b>	<b>—</b>
311	Leather tanning & finishing	—	—	—	—	—	—	—	—	—	—
3111	Leather tanning & finishing	—	—	—	—	—	—	—	—	—	—
313	Footwear cut stock	—	—	—	—	—	—	—	—	—	—
3131	Footwear cut stock & findings	—	—	—	—	—	—	—	—	—	—
314	Footwear, except rubber	15	66 465	15 154	4 888	4 336	54 996	552	11 469	3	—
3142	House slippers	1	D	D	a	a	D	a	—	D	—
3143	Men's footwear, except athletic	10	D	D	h	h	D	e	D	D	—
3144	Women's footwear, except athletic	2	D	D	f	f	D	c	D	—	—
3149	Footwear, except rubber, nec	2	D	D	c	c	D	a	D	D	—
315	Leather gloves & mittens	—	—	—	—	—	—	—	—	—	—
3151	Leather gloves & mittens	—	—	—	—	—	—	—	—	—	—
316	Luggage	1	D	D	a	a	D	a	D	—	—
3161	Luggage	1	D	D	a	a	D	a	D	—	—
317	Handbags & personal leather goods	5	D	D	c	c	D	a	D	D	—
3171	Women's handbags & purses	1	D	—	a	a	D	a	—	—	—
3172	Personal leather goods, nec	4	D	D	c	c	D	a	D	D	—
319	Leather goods, nec	4	D	D	f	f	D	c	D	—	—
3199	Leather goods, nec	4	D	D	f	f	D	c	D	—	—
<b>32</b>	<b>Stone, clay, &amp; glass products</b>	<b>159</b>	<b>105 978</b>	<b>24 085</b>	<b>5 298</b>	<b>4 213</b>	<b>76 139</b>	<b>1 085</b>	<b>29 839</b>	<b>37</b>	<b>5</b>
321	Flat glass	2	D	D	b	b	D	a	D	—	—
3211	Flat glass	2	D	D	b	b	D	a	D	—	—
322	Glass & glassware, pressed or blown	—	—	—	—	—	—	—	—	—	—
3221	Glass containers	—	—	—	—	—	—	—	—	—	—
3229	Pressed & blown glass, nec	—	—	—	—	—	—	—	—	—	—
323	Products of purchased glass	6	D	D	f	e	D	c	D	D	—
3231	Products of purchased glass	6	D	D	f	e	D	c	D	D	—
324	Cement, hydraulic	1	D	D	c	c	D	b	D	—	—
3241	Cement, hydraulic	1	D	D	c	c	D	b	D	—	—
325	Structural clay products	1	D	D	a	a	D	a	D	D	—
3251	Brick & structural clay tile	1	D	D	a	a	D	a	D	D	—
3253	Ceramic wall & floor tile	—	—	—	—	—	—	—	—	—	—
3255	Clay refractories	—	—	—	—	—	—	—	—	—	—
3259	Structural clay products, nec	—	—	—	—	—	—	—	—	—	—
326	Pottery & related products	4	D	D	b	b	D	a	D	D	—
3261	Vitreous plumbing fixtures	1	D	D	b	b	D	a	D	—	—
3262	Vitreous china food utensils	—	—	—	—	—	—	—	—	—	—
3263	Fine earthenware food utensils	—	—	—	—	—	—	—	—	—	—
3264	Porcelain electrical supplies	—	—	—	—	—	—	—	—	—	—
3269	Pottery products, nec	3	82	18	13	10	65	3	17	2	—
327	Concrete, gypsum, & plaster products	110	67 898	15 258	3 462	2 721	46 666	741	21 232	25	5
3271	Concrete brick & block	34	7 451	1 659	556	421	4 999	135	2 452	12	3
3272	Concrete products, nec	27	29 026	6 538	1 166	871	16 274	295	12 752	8	2
3273	Ready-mixed concrete	49	31 421	7 061	1 740	1 429	25 393	311	6 028	5	—
3274	Lime	—	—	—	—	—	—	—	—	—	—
3275	Gypsum products	—	—	—	—	—	—	—	—	—	—

**Table 3. Number of Employees by Type, Payroll, and Proprietors and Partners Working by Industry Group and Industry: 1997—Con.**

[Detail may not add to total because of rounding. For meaning of abbreviations and symbols, see introductory text. For explanation of terms, see Appendix A]

SIC code	Industry	Establishments (number)	All employees+								Proprietors, partners working (number)	Unpaid family workers (number)
			Total annual payroll (\$1,000)	Total first-quarter payroll (\$1,000)	Total employees (number)	Production workers		Other employees				
						Average for the year (number)	Wages (\$1,000)	Number	Salaries (\$1,000)			
<b>32</b>	<b>Stone, clay, &amp; glass products—</b>											
	Con.											
328	Cut stone & stone products .....	25	10 265	2 171	670	601	8 874	69	1 391	2	—	
3281	Cut stone & stone products .....	25	10 265	2 171	670	601	8 874	69	1 391	2	—	
329	Miscellaneous nonmetallic mineral products .....	10	5 695	1 345	323	228	3 665	95	2 030	5	—	
3291	Abrasive products .....	1	D	D	c	c	D	b	D	—	—	
3292	Asbestos products .....	—	—	—	—	—	—	—	—	—	—	
3295	Minerals, ground or treated .....	—	—	—	—	—	—	—	—	—	—	
3296	Mineral wool .....	—	—	—	—	—	—	—	—	—	—	
3297	Nonclay refractories .....	—	—	—	—	—	—	—	—	—	—	
3299	Nonmetallic mineral products, nec .....	9	D	D	c	b	D	b	D	D	—	
<b>33</b>	<b>Primary metal industries .....</b>	<b>24</b>	<b>13 176</b>	<b>2 546</b>	<b>727</b>	<b>585</b>	<b>8 069</b>	<b>142</b>	<b>5 107</b>	<b>7</b>	<b>1</b>	
331	Blast furnace & basic steel products .....	8	6 274	1 163	304	245	3 452	59	2 822	—	—	
3312	Blast furnaces & steel mills .....	4	1 674	202	84	75	1 234	9	440	—	—	
3313	Electrometallurgical products .....	—	—	—	—	—	—	—	—	—	—	
3315	Steel wire & related products .....	4	4 600	961	220	170	2 218	50	2 382	—	—	
3316	Cold finishing of steel shapes .....	—	—	—	—	—	—	—	—	—	—	
3317	Steel pipe & tubes .....	—	—	—	—	—	—	—	—	—	—	
332	Iron & steel foundries .....	—	—	—	—	—	—	—	—	—	—	
3321	Gray iron foundries .....	—	—	—	—	—	—	—	—	—	—	
3322	Malleable iron foundries .....	—	—	—	—	—	—	—	—	—	—	
3324	Steel investment foundries .....	—	—	—	—	—	—	—	—	—	—	
3325	Steel foundries, nec .....	—	—	—	—	—	—	—	—	—	—	
333	Primary nonferrous metals .....	—	—	—	—	—	—	—	—	—	—	
3331	Primary copper .....	—	—	—	—	—	—	—	—	—	—	
3334	Primary aluminum .....	—	—	—	—	—	—	—	—	—	—	
3339	Primary nonferrous metals, nec .....	—	—	—	—	—	—	—	—	—	—	
334	Secondary nonferrous metals .....	3	D	D	a	a	D	a	D	D	D	
3341	Secondary nonferrous metals .....	3	D	D	a	a	D	a	D	D	D	
335	Nonferrous rolling & drawing .....	2	D	D	c	c	D	b	D	D	—	
3351	Copper rolling & drawing .....	—	—	—	—	—	—	—	—	—	—	
3353	Aluminum sheet, plate, & foil .....	—	—	—	—	—	—	—	—	—	—	
3354	Aluminum extruded products .....	2	D	D	c	c	D	b	D	D	—	
3355	Aluminum rolling & drawing, nec .....	—	—	—	—	—	—	—	—	—	—	
3356	Nonferrous rolling & drawing, nec .....	—	—	—	—	—	—	—	—	—	—	
3357	Nonferrous wire drawing & insulating .....	—	—	—	—	—	—	—	—	—	—	
336	Nonferrous foundries (castings) .....	1	D	D	b	b	D	a	D	—	—	
3363	Aluminum die-castings .....	1	D	D	b	b	D	a	D	—	—	
3364	Nonferrous die-casting, except aluminum .....	—	—	—	—	—	—	—	—	—	—	
3365	Aluminum foundries .....	—	—	—	—	—	—	—	—	—	—	
3366	Copper foundries .....	—	—	—	—	—	—	—	—	—	—	
3369	Nonferrous foundries, nec .....	—	—	—	—	—	—	—	—	—	—	
339	Miscellaneous primary metal products .....	10	3 428	774	184	139	2 172	45	1 256	3	—	
3398	Metal heat treating .....	1	D	D	a	a	D	a	D	—	—	
3399	Primary metal products, nec .....	9	D	D	c	c	D	b	D	D	—	
<b>34</b>	<b>Fabricated metal products .....</b>	<b>229</b>	<b>90 851</b>	<b>20 552</b>	<b>6 048</b>	<b>4 927</b>	<b>64 550</b>	<b>1 121</b>	<b>26 301</b>	<b>87</b>	<b>11</b>	
341	Metal cans & shipping containers .....	10	18 729	4 240	729	531	12 482	198	6 247	—	—	
3411	Metal cans .....	10	18 729	4 240	729	531	12 482	198	6 247	—	—	
3412	Metal barrels, drums, & pails .....	—	—	—	—	—	—	—	—	—	—	
342	Cutlery, handtools, & hardware .....	4	1 735	399	134	107	1 250	27	485	1	—	
3421	Cutlery .....	1	D	D	b	b	D	a	D	—	—	
3423	Hand & edge tools, nec .....	1	D	D	a	a	D	a	D	—	—	
3425	Hand saws & saw blades .....	—	—	—	—	—	—	—	—	—	—	
3429	Hardware, nec .....	2	D	D	b	b	D	a	D	D	—	
343	Plumbing & heating, except electric .....	5	835	181	62	50	571	12	264	—	—	
3431	Metal sanitary ware .....	—	—	—	—	—	—	—	—	—	—	
3432	Plumbing fittings & brass goods .....	—	—	—	—	—	—	—	—	—	—	
3433	Heating equipment, except electric .....	5	835	181	62	50	571	12	264	—	—	
344	Fabricated structural metal products .....	156	53 632	12 076	4 036	3 374	38 894	662	14 738	74	11	
3441	Fabricated structural metal .....	14	7 100	1 828	505	449	5 721	56	1 379	1	—	
3442	Metal doors, sash, & trim .....	60	27 593	5 993	2 241	1 928	19 888	313	7 705	27	2	
3443	Fabricated plate work, boiler shops .....	9	3 474	770	200	162	2 523	38	951	3	—	
3444	Sheet metal work .....	16	4 337	1 060	313	251	3 124	62	1 213	8	5	
3446	Architectural metal work .....	42	4 282	872	436	340	3 074	96	1 208	30	4	
3448	Prefabricated metal buildings .....	—	—	—	—	—	—	—	—	—	—	
3449	Miscellaneous metal work .....	15	6 846	1 553	341	244	4 564	97	2 282	5	—	
345	Screw machine products, bolts, etc .....	16	2 933	674	177	138	1 928	39	1 005	4	—	
3451	Screw machine products .....	3	701	139	45	41	569	4	132	—	—	
3452	Bolts, nuts, rivets, & washers .....	13	2 232	535	132	97	1 359	35	873	4	—	
346	Metal forgings & stampings .....	8	1 569	397	125	103	1 143	22	426	1	—	
3462	Iron & steel forgings .....	1	D	D	a	a	D	a	D	—	—	
3463	Nonferrous forgings .....	—	—	—	—	—	—	—	—	—	—	
3465	Automotive stampings .....	—	—	—	—	—	—	—	—	—	—	
3466	Crowns & closures .....	—	—	—	—	—	—	—	—	—	—	



**Table 3. Number of Employees by Type, Payroll, and Proprietors and Partners Working by Industry Group and Industry: 1997—Con.**

[Detail may not add to total because of rounding. For meaning of abbreviations and symbols, see introductory text. For explanation of terms, see Appendix A]

SIC code	Industry	Establishments (number)	All employees+							Proprietors, partners working (number)	Unpaid family workers (number)
			Total annual payroll (\$1,000)	Total first-quarter payroll (\$1,000)	Total employees (number)	Production workers		Other employees			
						Average for the year (number)	Wages (\$1,000)	Number	Salaries (\$1,000)		
<b>34</b>	<b>Fabricated metal products—Con.</b>										
346	Metal forgings & stampings—Con.										
3469	Metal stampings, nec.....	7	D	D	c	b	D	b	D	D	—
347	Metal services, nec.....	14	6 984	1 596	460	358	5 264	102	1 720	3	—
3471	Plating & polishing.....	14	6 984	1 596	460	358	5 264	102	1 720	3	—
3479	Metal coating & allied services..	—	—	—	—	—	—	—	—	—	—
348	Ordnance & accessories, nec....	—	—	—	—	—	—	—	—	—	—
3482	Small arms ammunition.....	—	—	—	—	—	—	—	—	—	—
3483	Ammunition, except small arms, nec.....	—	—	—	—	—	—	—	—	—	—
3484	Small arms.....	—	—	—	—	—	—	—	—	—	—
3489	Ordnance & accessories, nec....	—	—	—	—	—	—	—	—	—	—
349	Miscellaneous fabricated metal products.....	16	4 434	989	325	266	3 018	59	1 416	4	—
3491	Industrial valves.....	1	D	D	b	b	D	a	D	—	—
3492	Fluid power valves & hose fittings.....	—	—	—	—	—	—	—	—	—	—
3493	Steel springs, except wire.....	—	—	—	—	—	—	—	—	—	—
3494	Valves & pipe fittings, nec.....	2	D	D	b	b	D	a	D	—	—
3495	Wire springs.....	—	—	—	—	—	—	—	—	—	—
3496	Miscellaneous fabricated wire products.....	4	458	109	39	31	299	8	159	—	—
3497	Metal foil & leaf.....	—	—	—	—	—	—	—	—	—	—
3498	Fabricated pipe & fittings.....	—	—	—	—	—	—	—	—	—	—
3499	Fabricated metal products, nec..	9	2 108	487	178	156	1 634	22	474	4	—
<b>35</b>	<b>Industrial machinery &amp; equipment.....</b>	<b>78</b>	<b>106 766</b>	<b>22 413</b>	<b>4 301</b>	<b>3 208</b>	<b>72 300</b>	<b>1 093</b>	<b>34 466</b>	<b>29</b>	<b>5</b>
351	Engines & turbines.....	—	—	—	—	—	—	—	—	—	—
3511	Turbines & turbine generator sets.....	—	—	—	—	—	—	—	—	—	—
3519	Internal combustion engines, nec.....	—	—	—	—	—	—	—	—	—	—
352	Farm & garden machinery.....	2	D	D	b	b	D	b	D	—	—
3523	Farm machinery & equipment.....	1	D	D	b	b	D	b	D	—	—
3524	Lawn & garden equipment.....	1	D	D	a	a	D	a	D	—	—
353	Construction & related machinery.....	3	D	D	c	c	D	a	D	—	—
3531	Construction machinery.....	1	D	D	b	b	D	a	D	—	—
3532	Mining machinery.....	—	—	—	—	—	—	—	—	—	—
3533	Oil field machinery.....	—	—	—	—	—	—	—	—	—	—
3534	Elevators & moving stairways.....	—	—	—	—	—	—	—	—	—	—
3535	Conveyors & conveying equipment.....	1	D	D	c	c	D	a	D	—	—
3536	Hoists, cranes, & monorails.....	—	—	—	—	—	—	—	—	—	—
3537	Industrial trucks & tractors.....	1	D	D	a	a	D	a	D	—	—
354	Metalworking machinery.....	25	4 002	871	291	234	2 538	57	1 464	12	4
3541	Machine tools, metal cutting types.....	—	—	—	—	—	—	—	—	—	—
3542	Machine tools, metal forming types.....	—	—	—	—	—	—	—	—	—	—
3543	Industrial patterns.....	—	—	—	—	—	—	—	—	—	—
3544	Special dies, tools, jigs, & fixtures.....	16	919	196	73	55	749	18	170	9	2
3545	Machine tool accessories.....	3	D	D	c	c	D	a	D	D	D
3546	Power-driven handtools.....	2	D	D	a	a	D	a	D	D	—
3547	Rolling mill machinery.....	—	—	—	—	—	—	—	—	—	—
3548	Welding apparatus.....	—	—	—	—	—	—	—	—	—	—
3549	Metalworking machinery, nec....	4	D	D	b	b	D	a	D	D	—
355	Special industry machinery.....	4	116	27	11	9	91	2	25	4	—
3552	Textile machinery.....	—	—	—	—	—	—	—	—	—	—
3553	Woodworking machinery.....	1	D	D	a	a	D	a	D	D	—
3554	Paper industries machinery.....	—	—	—	—	—	—	—	—	—	—
3555	Printing trades machinery.....	—	—	—	—	—	—	—	—	—	—
3556	Food products machinery.....	3	D	D	a	a	D	a	D	D	—
3559	Special industry machinery, nec.....	—	—	—	—	—	—	—	—	—	—
356	General industrial machinery.....	7	D	D	f	e	D	e	D	D	—
3561	Pumps & pumping equipment.....	—	—	—	—	—	—	—	—	—	—
3562	Ball & roller bearings.....	1	D	D	a	a	D	a	D	D	—
3563	Air & gas compressors.....	—	—	—	—	—	—	—	—	—	—
3564	Blowers & fans.....	1	D	D	a	a	D	a	D	—	—
3565	Packaging machinery.....	1	D	D	a	a	D	a	D	—	—
3566	Speed changers, drives, & gears.....	—	—	—	—	—	—	—	—	—	—
3567	Industrial furnaces & ovens.....	—	—	—	—	—	—	—	—	—	—
3568	Power transmission equipment, nec.....	—	—	—	—	—	—	—	—	—	—
3569	General industrial machinery, nec.....	4	D	D	f	e	D	e	D	—	—
357	Computer & office equipment.....	10	D	D	g	g	D	e	D	D	—
3571	Electronic computers.....	4	1 950	465	109	75	1 440	34	510	1	—
3572	Computer storage devices.....	1	D	D	c	c	D	a	D	—	—
3575	Computer terminals.....	—	—	—	—	—	—	—	—	—	—
3577	Computer peripheral equipment, nec.....	2	D	D	g	f	D	c	D	D	—
3578	Calculating & accounting equipment.....	—	—	—	—	—	—	—	—	—	—
3579	Office machines, nec.....	3	D	D	c	b	D	b	D	—	—
358	Refrigeration & service machinery.....	11	D	D	g	f	D	c	D	D	—
3581	Automatic merchandising machines.....	—	—	—	—	—	—	—	—	—	—

**Table 3. Number of Employees by Type, Payroll, and Proprietors and Partners Working by Industry Group and Industry: 1997—Con.**

[Detail may not add to total because of rounding. For meaning of abbreviations and symbols, see introductory text. For explanation of terms, see Appendix A]

SIC code	Industry	Establishments (number)	All employees+							Proprietors, partners working (number)	Unpaid family workers (number)
			Total annual payroll (\$1,000)	Total first-quarter payroll (\$1,000)	Total employees (number)	Production workers		Other employees			
						Average for the year (number)	Wages (\$1,000)	Number	Salaries (\$1,000)		
<b>35</b>	<b>Industrial machinery &amp; equipment—Con.</b>										
358	Refrigeration & service machinery—Con.										
3582	Commercial laundry equipment	—	—	—	—	—	—	—	—	—	—
3585	Refrigeration & heating equipment	9	D	D	g	f	D	c	D	D	—
3586	Measuring & dispensing pumps	—	—	—	—	—	—	—	—	—	—
3589	Service industry machinery, nec	2	D	D	b	b	D	a	D	—	—
359	Industrial machinery, nec	16	1 801	417	120	108	1 630	12	171	8	1
3592	Carburetors, pistons, rings, & valves	—	—	—	—	—	—	—	—	—	—
3593	Fluid power cylinders & actuators	—	—	—	—	—	—	—	—	—	—
3594	Fluid power pumps & motors	—	—	—	—	—	—	—	—	—	—
3596	Scales & balances, except laboratory	—	—	—	—	—	—	—	—	—	—
3599	Industrial machinery, nec	16	1 801	417	120	108	1 630	12	171	8	1
<b>36</b>	<b>Electronic &amp; other electric equipment</b>	<b>87</b>	<b>455 767</b>	<b>118 229</b>	<b>24 931</b>	<b>20 619</b>	<b>317 037</b>	<b>4 312</b>	<b>138 730</b>	<b>6</b>	<b>1</b>
361	Electric distribution equipment	22	70 457	25 098	4 228	3 671	56 673	557	13 784	—	—
3612	Transformers	7	31 677	15 370	1 848	1 598	26 429	250	5 248	—	—
3613	Switchgear & switchboard apparatus	15	38 780	9 728	2 380	2 073	30 244	307	8 536	—	—
362	Electrical industrial apparatus	3	D	D	f	f	D	b	D	—	—
3621	Motors & generators	—	—	—	—	—	—	—	—	—	—
3624	Carbon & graphite products	—	—	—	—	—	—	—	—	—	—
3625	Relays & industrial controls	2	D	D	f	f	D	b	D	—	—
3629	Electrical industrial apparatus, nec	1	D	D	a	a	D	a	D	—	—
363	Household appliances	1	D	D	e	e	D	b	D	—	—
3631	Household cooking equipment	—	—	—	—	—	—	—	—	—	—
3632	Household refrigerators & freezers	—	—	—	—	—	—	—	—	—	—
3633	Household laundry equipment	—	—	—	—	—	—	—	—	—	—
3634	Electric housewares & fans	—	—	—	—	—	—	—	—	—	—
3635	Household vacuum cleaners	—	—	—	—	—	—	—	—	—	—
3639	Household appliances, nec	1	D	D	e	e	D	b	D	—	—
364	Electric lighting & wiring equipment	21	67 843	16 631	3 821	3 166	45 585	655	22 258	1	—
3641	Electric lamps	2	D	D	b	b	D	a	D	—	—
3643	Current-carrying wiring devices	10	54 791	13 727	3 033	2 511	36 790	522	18 001	—	—
3644	Noncurrent-carrying wiring devices	1	D	D	a	a	D	a	D	—	—
3645	Residential lighting fixtures	6	D	D	e	e	D	b	D	D	—
3646	Commercial lighting fixtures	—	—	—	—	—	—	—	—	—	—
3647	Vehicular lighting equipment	—	—	—	—	—	—	—	—	—	—
3648	Lighting equipment, nec	2	D	D	e	c	D	b	D	—	—
365	Household audio & video equipment	2	D	D	b	a	D	a	D	—	—
3651	Household audio & video equipment	—	—	—	—	—	—	—	—	—	—
3652	Prerecorded records & tapes	2	D	D	b	a	D	a	D	—	—
366	Communications equipment	9	65 036	15 290	3 195	2 204	42 027	991	23 009	1	—
3661	Telephone & telegraph apparatus	5	D	D	f	f	D	c	D	D	—
3663	Radio & TV communications equipment	3	D	D	g	g	D	f	D	—	—
3669	Communications equipment, nec	1	D	D	b	b	D	a	D	—	—
367	Electronic components & accessories	26	217 357	52 804	11 699	9 788	147 483	1 911	69 874	4	1
3671	Electron tubes	2	D	D	e	c	D	a	D	—	—
3672	Printed circuit boards	6	99 785	27 477	4 255	3 581	64 856	674	34 929	—	—
3674	Semiconductors & related devices	1	D	D	c	b	D	b	D	—	—
3675	Electronic capacitors	—	—	—	—	—	—	—	—	—	—
3676	Electronic resistors	—	—	—	—	—	—	—	—	—	—
3677	Electronic coils & transformers	4	26 264	5 176	1 599	1 232	18 208	367	8 056	—	—
3678	Electronic connectors	—	—	—	—	—	—	—	—	—	—
3679	Electronic components, nec	13	82 396	18 317	5 477	4 647	57 969	830	24 427	4	1
369	Miscellaneous electrical equipment & supplies	3	D	D	f	f	D	c	D	—	—
3691	Storage batteries	1	D	D	e	e	D	c	D	—	—
3692	Primary batteries, dry & wet	—	—	—	—	—	—	—	—	—	—
3694	Engine electrical equipment	1	D	D	a	a	D	a	D	—	—
3695	Magnetic & optical recording media	—	—	—	—	—	—	—	—	—	—
3699	Electrical equipment & supplies, nec	1	D	D	e	e	D	a	D	—	—
<b>37</b>	<b>Transportation equipment</b>	<b>34</b>	<b>26 890</b>	<b>6 599</b>	<b>1 484</b>	<b>1 143</b>	<b>14 405</b>	<b>341</b>	<b>12 485</b>	<b>9</b>	<b>2</b>
371	Motor vehicles & equipment	20	23 330	5 774	1 285	999	12 315	286	11 015	2	—
3711	Motor vehicles & car bodies	2	D	D	b	b	D	a	D	—	—
3713	Truck & bus bodies	2	D	D	b	a	D	a	D	D	—
3714	Motor vehicle parts & accessories	16	22 089	5 465	1 214	948	11 517	266	10 572	1	—
3715	Truck trailers	—	—	—	—	—	—	—	—	—	—

**Table 3. Number of Employees by Type, Payroll, and Proprietors and Partners Working by Industry Group and Industry: 1997—Con.**

[Detail may not add to total because of rounding. For meaning of abbreviations and symbols, see introductory text. For explanation of terms, see Appendix A]

SIC code	Industry	Establishments (number)	All employees+							Proprietors, partners working (number)	Unpaid family workers (number)
			Total annual payroll (\$1,000)	Total first-quarter payroll (\$1,000)	Total employees (number)	Production workers		Other employees			
						Average for the year (number)	Wages (\$1,000)	Number	Salaries (\$1,000)		
<b>37</b>	<b>Transportation equipment—Con.</b>										
371	Motor vehicles & equipment—Con.										
3716	Motor homes .....	—	—	—	—	—	—	—	—	—	—
372	Aircraft & parts .....	1	D	D	a	a	D	a	D	—	—
3721	Aircraft .....	—	—	—	—	—	—	—	—	—	—
3724	Aircraft engines & engine parts ..	—	—	—	—	—	—	—	—	—	—
3728	Aircraft parts & equipment, nec ..	1	D	D	a	a	D	a	D	—	—
373	Ship & boat building & repairing...	11	D	D	c	b	D	b	D	D	D
3731	Ship building & repairing .....	2	D	D	b	b	D	b	D	—	—
3732	Boat building & repairing .....	9	D	D	b	b	D	a	D	D	D
374	Railroad equipment .....	—	—	—	—	—	—	—	—	—	—
3743	Railroad equipment .....	—	—	—	—	—	—	—	—	—	—
375	Motorcycles, bicycles, & parts ....	—	—	—	—	—	—	—	—	—	—
3751	Motorcycles, bicycles, & parts ..	—	—	—	—	—	—	—	—	—	—
376	Guided missiles, space vehicles, parts .....	—	—	—	—	—	—	—	—	—	—
3761	Guided missiles & space vehicles .....	—	—	—	—	—	—	—	—	—	—
3764	Space propulsion units & parts ..	—	—	—	—	—	—	—	—	—	—
3769	Space vehicle equipment, nec ..	—	—	—	—	—	—	—	—	—	—
379	Miscellaneous transportation equipment .....	2	D	D	b	b	D	a	D	D	—
3792	Travel trailer & campers .....	—	—	—	—	—	—	—	—	—	—
3795	Tanks & tank components .....	—	—	—	—	—	—	—	—	—	—
3799	Transportation equipment, nec ..	2	D	D	b	b	D	a	D	D	—
<b>38</b>	<b>Instruments &amp; related products ...</b>	<b>64</b>	<b>254 923</b>	<b>59 383</b>	<b>12 260</b>	<b>9 642</b>	<b>166 481</b>	<b>2 618</b>	<b>88 442</b>	<b>3</b>	<b>—</b>
381	Search & navigation equipment ...	—	—	—	—	—	—	—	—	—	—
3812	Search & navigation equipment ..	—	—	—	—	—	—	—	—	—	—
382	Measuring & controlling devices ..	12	23 979	6 172	1 249	1 022	17 512	227	6 467	—	—
3821	Laboratory apparatus & furniture .....	1	D	D	c	c	D	a	D	—	—
3822	Environmental controls .....	1	D	D	c	c	D	b	D	—	—
3823	Process control instruments ....	3	2 521	557	159	140	1 635	19	886	—	—
3824	Fluid meters & counting devices .....	1	D	D	c	b	D	b	D	—	—
3825	Instruments to measure electricity .....	2	D	D	c	c	D	b	D	—	—
3826	Analytical instruments .....	—	—	—	—	—	—	—	—	—	—
3827	Optical instruments & lenses .....	1	D	D	e	e	D	b	D	—	—
3829	Measuring & controlling devices, nec .....	3	D	D	b	b	D	b	D	—	—
384	Medical instruments & supplies ...	43	200 435	46 093	9 856	7 637	124 091	2 219	76 344	2	—
3841	Surgical & medical instruments ..	24	173 007	40 043	8 317	6 530	110 005	1 787	63 002	—	—
3842	Surgical appliances & supplies ..	19	27 428	6 050	1 539	1 107	14 086	432	13 342	2	—
3843	Dental equipment & supplies ...	—	—	—	—	—	—	—	—	—	—
3844	X-ray apparatus & tubes .....	—	—	—	—	—	—	—	—	—	—
3845	Electromedical equipment .....	—	—	—	—	—	—	—	—	—	—
385	Ophthalmic goods .....	8	D	D	g	f	D	c	D	D	—
3851	Ophthalmic goods .....	8	D	D	g	f	D	c	D	D	—
386	Photographic equipment & supplies .....	—	—	—	—	—	—	—	—	—	—
3861	Photographic equipment & supplies .....	—	—	—	—	—	—	—	—	—	—
387	Watches, clocks, watchcases, & parts .....	1	D	D	c	b	D	b	D	—	—
3873	Watches, clocks, & watchcases ..	1	D	D	c	b	D	b	D	—	—
<b>39</b>	<b>Miscellaneous manufacturing industries .....</b>	<b>61</b>	<b>38 704</b>	<b>10 144</b>	<b>2 208</b>	<b>1 713</b>	<b>23 978</b>	<b>495</b>	<b>14 726</b>	<b>18</b>	<b>3</b>
391	Jewelry, silverware, & plated ware .....	12	9 947	2 352	601	471	6 752	130	3 195	4	—
3911	Jewelry, precious metal .....	11	D	D	e	e	D	c	D	D	—
3914	Silverware & plated ware .....	1	D	D	c	c	D	a	D	—	—
3915	Jewelers' materials & lapidary work .....	—	—	—	—	—	—	—	—	—	—
393	Musical instruments .....	—	—	—	—	—	—	—	—	—	—
3931	Musical instruments .....	—	—	—	—	—	—	—	—	—	—
394	Toys & sporting goods .....	4	D	D	b	a	D	a	D	D	D
3942	Dolls .....	—	—	—	—	—	—	—	—	—	—
3944	Games, toys, & children's vehicles .....	—	—	—	—	—	—	—	—	—	—
3949	Sporting & athletic goods, nec ..	4	D	D	b	a	D	a	D	D	D
395	Pens, pencils, office, & art supplies .....	1	D	D	a	a	D	a	D	—	—
3951	Pens & mechanical pencils .....	—	—	—	—	—	—	—	—	—	—
3952	Lead pencils & art goods .....	—	—	—	—	—	—	—	—	—	—
3953	Marking devices .....	1	D	D	a	a	D	a	D	—	—
3955	Carbon paper & inked ribbons ..	—	—	—	—	—	—	—	—	—	—
396	Costume jewelry & notions .....	8	D	D	f	f	D	c	D	D	—
3961	Costume jewelry .....	6	D	D	f	f	D	c	D	—	—
3965	Fasteners, buttons, needles, & pins .....	2	D	D	a	a	D	a	D	D	—
399	Miscellaneous mfg .....	36	11 293	2 424	695	512	7 228	183	4 065	10	2
3991	Brooms & brushes .....	1	D	D	a	a	D	a	D	—	—

Table 3. **Number of Employees by Type, Payroll, and Proprietors and Partners Working by Industry Group and Industry: 1997—Con.**

[Detail may not add to total because of rounding. For meaning of abbreviations and symbols, see introductory text. For explanation of terms, see Appendix A]

SIC code	Industry	Establishments (number)	All employees+							Proprietors, partners working (number)	Unpaid family workers (number)
			Total annual payroll (\$1,000)	Total first-quarter payroll (\$1,000)	Total employees (number)	Production workers		Other employees			
						Average for the year (number)	Wages (\$1,000)	Number	Salaries (\$1,000)		
<b>39</b>	<b>Miscellaneous manufacturing industries—Con.</b>										
399	Miscellaneous mfg—Con.										
3993	Signs & advertising displays . . .	20	5 667	1 277	328	220	3 155	108	2 512	8	2
3995	Burial caskets . . . . .	3	D	D	b	b	D	a	D	—	—
3996	Hard surface floor coverings . . .	—	—	—	—	—	—	—	—	—	—
3999	Mfg industries, nec . . . . .	12	3 951	785	268	205	2 700	63	1 251	2	—

**Table 4. Value of Shipments by Industry Group and Industry: 1997**

[Detail may not add to total because of rounding. For meaning of abbreviations and symbols, see introductory text. For explanation of terms, see Appendix A]

SIC code	Industry	Establishments (number)	Value of shipments				
			Total (\$1,000)	Value of products shipped (\$1,000)	Value of resale (\$1,000)	Receipts for contract work (\$1,000)	Miscellaneous receipts (\$1,000)
	<b>All manufacturing industries .....</b>	<b>2 092</b>	<b>46 875 995</b>	<b>46 175 111</b>	<b>D</b>	<b>219 097</b>	<b>D</b>
<b>20</b>	<b>Food &amp; kindred products .....</b>	<b>287</b>	<b>5 332 954</b>	<b>5 217 600</b>	<b>64 591</b>	<b>39 975</b>	<b>10 788</b>
201	Meat products .....	18	178 442	D	D	D	D
2011	Meat packing plants .....	7	40 477	D	D	D	D
2013	Sausages & other prepared meats .....	7	D	D	D	D	D
2015	Poultry & egg processing .....	4	D	D	D	D	D
202	Dairy products .....	22	333 075	D	D	D	D
2021	Creamery butter .....	1	D	D	D	D	D
2022	Cheese, natural & processed .....	5	D	D	D	D	D
2023	Condensed & evaporated milk .....	1	D	D	D	D	D
2024	Ice cream & frozen desserts .....	12	24 255	24 255	D	D	D
2026	Fluid milk .....	4	D	D	D	D	D
203	Preserved fruits & vegetables .....	36	187 054	186 386	D	D	D
2032	Canned specialties .....	1	D	D	D	D	D
2033	Canned fruits & vegetables .....	19	53 373	D	D	D	D
2034	Dehydrated fruits, vegetables, & soups .....	1	D	D	D	D	D
2035	Pickles, sauces, & salad dressings .....	1	D	D	D	D	D
2037	Frozen fruits & vegetables .....	4	D	D	D	D	D
2038	Frozen specialties, nec .....	10	39 740	D	D	D	D
204	Grain mill products .....	23	292 698	274 542	D	D	D
2041	Flour & other grain mill products .....	3	D	D	D	D	D
2043	Cereal breakfast foods .....	1	D	D	D	D	D
2044	Rice milling .....	1	D	D	D	D	D
2045	Blended & prepared flour .....	1	D	D	D	D	D
2046	Wet corn milling .....	1	D	D	D	D	D
2047	Dog & cat food .....	1	D	D	D	D	D
2048	Prepared feeds, nec .....	18	168 881	150 725	D	D	D
205	Bakery products .....	66	192 592	D	D	D	D
2051	Bread, cake, & related products .....	55	154 212	D	16 267	D	D
2052	Cookies & crackers .....	10	D	D	D	D	D
2053	Frozen bakery products, except bread .....	1	D	D	D	D	D
206	Sugar & confectionery products .....	18	153 374	D	D	D	D
2061	Raw cane sugar .....	1	D	D	D	D	D
2062	Cane sugar refining .....	1	D	D	D	D	D
2063	Beet sugar .....	1	D	D	D	D	D
2064	Candy & other confectionery products & chewing gum .....	17	D	D	D	D	D
2066	Chocolate & cocoa products .....	1	D	D	D	D	D
2067	Chewing gum .....	1	D	D	D	D	D
2068	Salted & roasted nuts & seeds .....	1	D	D	D	D	D
207	Fats & oils .....	3	65 468	65 468	D	D	D
2074	Cottonseed oil mills .....	1	D	D	D	D	D
2075	Soybean oil mills .....	1	D	D	D	D	D
2076	Vegetable oil mills, nec .....	1	D	D	D	D	D
2077	Animal & marine fats & oils .....	1	D	D	D	D	D
2079	Shortening & cooking oils .....	2	D	D	D	D	D
208	Beverages .....	49	3 202 171	D	D	D	D
2082	Malt beverages .....	2	D	D	D	D	D
2083	Malt .....	1	D	D	D	D	D
2084	Wines, brandy, & brandy spirits .....	1	D	D	D	D	D
2085	Distilled liquor, except brandy .....	3	D	D	D	D	D
2086	Bottled & canned soft drinks .....	30	322 786	319 010	D	D	D
2087	Flavoring extracts & syrups, nec .....	13	D	D	D	D	D
209	Miscellaneous food & kindred products .....	52	728 080	D	D	D	D
2091	Canned & cured seafood .....	2	D	D	D	D	D
2092	Fresh or frozen seafood .....	2	D	D	D	D	D
2095	Roasted coffee .....	9	91 199	88 125	D	D	D
2096	Potato chips & similar snacks .....	2	D	D	D	D	D
2097	Manufactured ice .....	24	12 783	D	D	D	D
2098	Macaroni & spaghetti .....	1	D	D	D	D	D
2099	Food preparations, nec .....	12	54 910	D	D	D	D
<b>21</b>	<b>Tobacco products .....</b>	<b>4</b>	<b>D</b>	<b>D</b>	<b>D</b>	<b>D</b>	<b>D</b>
211	Cigarettes .....	1	D	D	D	D	D
2111	Cigarettes .....	1	D	D	D	D	D
212	Cigars .....	3	D	D	D	D	D
2121	Cigars .....	3	D	D	D	D	D
213	Chewing & smoking tobacco .....	1	D	D	D	D	D
2131	Chewing & smoking tobacco .....	1	D	D	D	D	D
214	Tobacco stemming & redrying .....	1	D	D	D	D	D
2141	Tobacco stemming & redrying .....	1	D	D	D	D	D
<b>22</b>	<b>Textile mill products .....</b>	<b>20</b>	<b>129 403</b>	<b>128 250</b>	<b>-</b>	<b>D</b>	<b>D</b>
221	Broadwoven fabric mills, cotton .....	1	D	D	D	D	D
2211	Weaving mills, cotton .....	1	D	D	D	D	D
222	Broadwoven fabric mills, manmade fiber & silk .....	1	D	D	D	D	D
2221	Weaving mills, synthetics .....	1	D	D	D	D	D
223	Broadwoven fabric mills, wool .....	1	D	D	D	D	D
2231	Weaving & finishing mills, wool .....	1	D	D	D	D	D
224	Narrow fabric mills .....	1	D	D	D	D	D
2241	Narrow fabric mills .....	1	D	D	D	D	D
225	Knitting mills .....	8	88 552	88 552	D	D	D
2251	Women's hosiery, except socks .....	1	D	D	D	D	D
2252	Hosiery, nec .....	1	D	D	D	D	D
2253	Knit outerwear mills .....	7	D	D	D	D	D
2254	Knit underwear mills .....	1	D	D	D	D	D
2257	Circular knit fabric mills .....	1	D	D	D	D	D
2258	Lace & warp knit fabric mills .....	1	D	D	D	D	D

**Table 4. Value of Shipments by Industry Group and Industry: 1997—Con.**

[Detail may not add to total because of rounding. For meaning of abbreviations and symbols, see introductory text. For explanation of terms, see Appendix A]

SIC code	Industry	Establishments (number)	Value of shipments					
			Total (\$1,000)	Value of products shipped (\$1,000)	Value of resale (\$1,000)	Receipts for contract work (\$1,000)	Miscellaneous receipts (\$1,000)	
<b>22</b>	<b>Textile mill products—Con.</b>							
225	Knitting mills—Con.							
2259	Knitting mills, nec .....	—	—	—	—	—	—	—
226	Textile finishing, except wool .....	3	D	D	—	D	—	
2261	Finishing plants, cotton .....	2	D	D	—	D	—	
2262	Finishing plants, synthetics .....	—	—	—	—	—	—	
2269	Finishing plants, nec.....	1	D	D	—	—	—	
227	Carpets & rugs .....	1	D	D	—	—	—	
2273	Carpets & rugs .....	1	D	D	—	—	—	
228	Yarn & thread mills .....	1	D	D	—	—	—	
2281	Yarn spinning mills .....	1	D	D	—	—	—	
2282	Yarn throwing & winding mills .....	—	—	—	—	—	—	
2284	Thread mills .....	—	—	—	—	—	—	
229	Miscellaneous textile goods .....	5	8 401	8 401	—	—	—	
2295	Coated fabrics, not rubberized .....	—	—	—	—	—	—	
2296	Tire cord & fabric.....	1	D	D	—	—	—	
2297	Nonwoven fabrics .....	—	—	—	—	—	—	
2298	Cordage & twine .....	—	—	—	—	—	—	
2299	Textile goods, nec.....	4	D	D	—	—	—	
<b>23</b>	<b>Apparel &amp; other textile products .....</b>	<b>223</b>	<b>1 079 676</b>	<b>1 057 194</b>	<b>1 330</b>	<b>17 309</b>	<b>3 843</b>	
231	Men's & boys' suits & coats .....	10	54 937	D	—	D	D	
2311	Men's & boys' suits & coats .....	10	54 937	D	—	D	D	
232	Men's & boys' furnishings .....	69	454 364	439 689	D	12 228	D	
2321	Shirts, men's & boys' .....	19	D	D	D	D	D	
2322	Men's & boys' underwear & nightwear .....	8	D	D	—	D	—	
2323	Men's & boys' neckwear .....	—	—	—	—	—	—	
2325	Men's & boys' trousers & slacks .....	10	72 051	71 129	—	D	D	
2326	Men's & boys' work clothing .....	16	120 264	D	D	—	D	
2329	Men's & boys' clothing, nec.....	16	99 119	D	—	D	—	
233	Women's & children's outerwear .....	52	87 060	85 754	D	D	D	
2331	Women's blouses & waists .....	5	9 599	9 599	—	—	—	
2335	Women's dresses .....	32	24 459	D	—	D	D	
2337	Women's suits & coats .....	4	2 401	D	D	—	D	
2339	Women's outerwear, nec.....	11	50 601	49 372	—	D	D	
234	Women's & children's undergarments .....	35	374 794	370 555	—	D	D	
2341	Women's & children's underwear .....	12	39 654	D	—	D	D	
2342	Brassieres & allied garments .....	23	335 140	D	—	D	—	
235	Hats, caps, & millinery .....	1	D	D	—	—	—	
2353	Hats, caps, & millinery .....	1	D	D	—	—	—	
236	Girls' & children's outerwear .....	10	19 527	D	—	D	—	
2361	Girls' & children's dresses & blouses.....	2	D	D	—	D	—	
2369	Girls' & children's outerwear, nec.....	8	D	18 752	—	D	—	
237	Fur goods .....	—	—	—	—	—	—	
2371	Fur goods .....	—	—	—	—	—	—	
238	Miscellaneous apparel & accessories .....	3	D	D	—	—	—	
2381	Fabric gloves & mittens .....	—	—	—	—	—	—	
2384	Robes & dressing gowns .....	—	—	—	—	—	—	
2385	Waterproof outer garments .....	—	—	—	—	—	—	
2386	Leather & sheep-lined clothing .....	—	—	—	—	—	—	
2387	Apparel belts .....	—	—	—	—	—	—	
2389	Apparel & accessories, nec.....	3	D	D	—	—	—	
239	Miscellaneous fabricated textile products .....	43	83 699	82 582	D	D	D	
2391	Curtains & draperies .....	12	6 370	5 390	D	D	D	
2392	Housefurnishings, nec .....	8	8 921	8 921	—	—	—	
2393	Textile bags .....	2	D	D	—	—	—	
2394	Canvas & related products .....	2	D	D	—	—	—	
2395	Pleating & stitching .....	9	D	D	D	D	—	
2396	Automotive & apparel trimmings .....	4	1 192	D	D	—	—	
2397	Schiffli machine embroideries .....	—	—	—	—	—	—	
2399	Fabricated textile products, nec .....	6	23 369	23 369	—	—	—	
<b>24</b>	<b>Lumber &amp; wood products .....</b>	<b>117</b>	<b>D</b>	<b>89 600</b>	<b>D</b>	<b>1 322</b>	<b>D</b>	
241	Logging .....	—	—	—	—	—	—	
2411	Logging .....	—	—	—	—	—	—	
242	Sawmills & planing mills.....	1	D	D	—	—	—	
2421	Sawmills & planing mills, general .....	—	—	—	—	—	—	
2426	Hardwood dimension & flooring mills.....	—	—	—	—	—	—	
2429	Special product sawmills, nec.....	1	D	D	—	—	—	
243	Millwork, plywood, & structural members .....	99	64 873	D	D	1 322	476	
2431	Millwork .....	21	25 911	D	D	D	D	
2434	Wood kitchen cabinets .....	75	38 504	D	D	D	D	
2435	Hardwood veneer & plywood .....	—	—	—	—	—	—	
2436	Softwood veneer & plywood .....	—	—	—	—	—	—	
2439	Structural wood members, nec.....	3	458	458	—	—	—	
244	Wood containers .....	10	D	D	—	—	D	
2441	Nailed wood boxes & shook .....	—	—	—	—	—	—	
2448	Wood pallets & skids .....	9	D	D	—	—	D	
2449	Wood containers, nec .....	1	D	D	—	—	—	
245	Wood buildings & mobile homes .....	2	D	D	—	—	—	
2451	Mobile homes .....	—	—	—	—	—	—	
2452	Prefabricated wood buildings .....	2	D	D	—	—	—	
249	Miscellaneous wood products .....	5	D	D	—	—	D	
2491	Wood preserving .....	4	16 755	—	—	—	D	
2493	Reconstituted wood products .....	—	—	—	—	—	—	
2499	Wood products, nec .....	1	D	D	—	—	—	

**Table 4. Value of Shipments by Industry Group and Industry: 1997—Con.**

[Detail may not add to total because of rounding. For meaning of abbreviations and symbols, see introductory text. For explanation of terms, see Appendix A]

SIC code	Industry	Establishments (number)	Value of shipments				
			Total (\$1,000)	Value of products shipped (\$1,000)	Value of resale (\$1,000)	Receipts for contract work (\$1,000)	Miscellaneous receipts (\$1,000)
<b>25</b>	<b>Furniture &amp; fixtures</b>	<b>146</b>	<b>164 696</b>	<b>D</b>	<b>D</b>	<b>D</b>	<b>D</b>
251	Household furniture	112	109 903	108 056	1 409	D	D
2511	Wood household furniture	63	33 981	33 370	D	D	D
2512	Upholstered household furniture	24	25 578	D	D	—	—
2514	Metal household furniture	3	D	D	—	—	—
2515	Mattresses & bedsprings	19	43 414	D	D	—	—
2517	Wood TV & radio cabinets	—	—	—	—	—	—
2519	Household furniture, nec	3	D	D	—	—	D
252	Office furniture	7	28 062	D	D	—	D
2521	Wood office furniture	3	D	D	—	—	—
2522	Office furniture, except wood	4	D	24 203	D	—	D
253	Public building & related furniture	9	12 280	12 280	—	—	—
2531	Public building & related furniture	9	12 280	12 280	—	—	—
254	Partitions & fixtures	8	7 133	7 133	—	—	—
2541	Wood partitions & fixtures	6	D	D	—	—	—
2542	Partitions & fixtures, except wood	2	D	D	—	—	—
259	Miscellaneous furniture & fixtures	10	7 318	5 793	D	D	—
2591	Drapery hardware, blinds, & shades	8	D	D	D	D	—
2599	Furniture & fixtures, nec	2	D	D	—	—	—
<b>26</b>	<b>Paper &amp; allied products</b>	<b>41</b>	<b>283 326</b>	<b>280 237</b>	<b>D</b>	<b>—</b>	<b>D</b>
261	Pulp mills	—	—	—	—	—	—
2611	Pulp mills	—	—	—	—	—	—
262	Paper mills	4	8 053	D	—	—	D
2621	Paper mills	4	8 053	D	—	—	D
263	Paperboard mills	6	44 919	D	—	—	D
2631	Paperboard mills	6	44 919	D	—	—	D
265	Paperboard containers & boxes	19	183 325	181 751	—	—	1 574
2652	Setup paperboard boxes	2	D	D	—	—	—
2653	Corrugated & solid fiber boxes	9	111 144	D	—	—	D
2655	Fiber cans, drums, & similar products	1	D	D	—	—	—
2656	Sanitary food containers	—	—	—	—	—	—
2657	Folding paperboard boxes	7	D	D	—	—	D
267	Miscellaneous converted paper products	12	47 029	45 542	D	—	D
2671	Paper—coated & laminated, packaging	1	D	D	—	—	—
2672	Paper—coated & laminated, nec	—	—	—	—	—	—
2673	Bags—plastics, laminated, & coated	2	D	D	D	—	—
2674	Bags—uncoated paper & multiwall	1	D	D	—	—	—
2675	Die-cut paper & board	—	—	—	—	—	—
2676	Sanitary paper products	3	3 933	D	D	—	D
2677	Envelopes	—	—	—	—	—	—
2678	Stationery products	1	D	D	—	—	—
2679	Converted paper products, nec	4	18 117	D	—	—	D
<b>27</b>	<b>Printing &amp; publishing</b>	<b>208</b>	<b>712 753</b>	<b>702 174</b>	<b>5 129</b>	<b>5 385</b>	<b>65</b>
271	Newspapers	26	432 261	D	—	D	—
2711	Newspapers	26	432 261	D	—	D	—
272	Periodicals	14	12 956	D	—	D	—
2721	Periodicals	14	12 956	D	—	D	—
273	Books	5	2 949	D	D	D	D
2731	Book publishing	4	D	D	D	D	D
2732	Book printing	1	D	D	—	—	—
274	Miscellaneous publishing	8	D	D	D	—	D
2741	Miscellaneous publishing	8	D	D	D	—	D
275	Commercial printing	148	184 138	179 749	D	D	D
2752	Commercial printing, lithographic	91	108 353	D	D	D	D
2754	Commercial printing, gravure	8	13 040	D	D	—	—
2759	Commercial printing, nec	49	62 745	D	D	D	D
276	Manifold business forms	3	D	D	D	—	—
2761	Manifold business forms	3	D	D	D	—	—
277	Greeting cards	—	—	—	—	—	—
2771	Greeting cards	—	—	—	—	—	—
278	Blankbooks & bookbinding	1	D	D	—	—	—
2782	Blankbooks & looseleaf binders	—	—	—	—	—	—
2789	Bookbinding & related work	1	D	D	—	—	—
279	Printing trade services	3	883	883	—	—	—
2791	Typesetting	—	—	—	—	—	—
2796	Platemaking services	3	883	883	—	—	—
<b>28</b>	<b>Chemicals &amp; allied products</b>	<b>186</b>	<b>25 418 347</b>	<b>D</b>	<b>D</b>	<b>D</b>	<b>D</b>
281	Industrial inorganic chemicals	10	D	D	2 683	—	—
2812	Alkalies & chlorine	—	—	—	—	—	—
2813	Industrial gases	—	—	—	—	—	—
2816	Inorganic pigments	1	D	D	—	—	—
2819	Industrial inorganic chemicals, nec	9	D	D	2 683	—	—
282	Plastics materials & synthetics	22	354 141	350 765	D	D	D
2821	Plastics materials & resins	20	D	D	D	D	D
2822	Synthetic rubber	—	—	—	—	—	—
2823	Cellulosic manmade fibers	1	D	D	—	—	—
2824	Organic fibers, noncellulosic	1	D	D	—	—	—
283	Drugs	92	23 220 328	23 125 080	D	66 100	D
2833	Medicinals & botanicals	8	1 491 365	1 491 365	—	—	—
2834	Pharmaceutical preparations	77	20 962 251	20 867 003	D	66 100	D
2835	Diagnostic substances	6	D	D	—	—	—
2836	Biological products, except diagnostic	1	D	D	—	—	—

**Table 4. Value of Shipments by Industry Group and Industry: 1997—Con.**

[Detail may not add to total because of rounding. For meaning of abbreviations and symbols, see introductory text. For explanation of terms, see Appendix A]

SIC code	Industry	Establishments (number)	Value of shipments					
			Total (\$1,000)	Value of products shipped (\$1,000)	Value of resale (\$1,000)	Receipts for contract work (\$1,000)	Miscellaneous receipts (\$1,000)	
<b>28</b>	<b>Chemicals &amp; allied products—Con.</b>							
284	Soaps, cleaners, & toilet goods .....	27	630 268	D	D	D	D	D
2841	Soap & other detergents .....	7	15 888	D	D	—	—	—
2842	Polishes & sanitation goods .....	4	D	D	D	—	—	—
2843	Surface active agents .....	1	D	D	D	—	—	—
2844	Toilet preparations .....	15	571 151	570 294	D	D	D	D
285	Paints & allied products .....	12	105 744	D	D	D	D	—
2851	Paints & allied products .....	12	105 744	D	D	D	D	—
286	Industrial organic chemicals .....	—	—	—	—	—	—	—
2861	Gum & wood chemicals .....	—	—	—	—	—	—	—
2865	Cyclic crudes & intermediates .....	—	—	—	—	—	—	—
2869	Industrial organic chemicals, nec .....	—	—	—	—	—	—	—
287	Agricultural chemicals .....	5	D	D	D	—	—	—
2873	Nitrogenous fertilizers .....	1	D	D	D	—	—	—
2874	Phosphatic fertilizers .....	1	D	D	D	—	—	—
2875	Fertilizers, mixing only .....	2	D	D	D	—	—	—
2879	Agricultural chemicals, nec .....	1	D	D	D	—	—	—
289	Miscellaneous chemical products .....	18	362 502	D	D	D	D	D
2891	Adhesives & sealants .....	7	D	D	D	D	D	D
2892	Explosives .....	—	—	—	—	—	—	—
2893	Printing ink .....	1	D	D	D	—	—	—
2895	Carbon black .....	—	—	—	—	—	—	—
2899	Chemical preparations, nec .....	10	D	D	D	—	—	—
<b>29</b>	<b>Petroleum &amp; coal products .....</b>	<b>28</b>	<b>1 219 881</b>	<b>D</b>	<b>D</b>	<b>—</b>	<b>—</b>	<b>D</b>
291	Petroleum refining .....	9	1 069 185	D	D	—	—	D
2911	Petroleum refining .....	9	1 069 185	D	D	—	—	D
295	Asphalt paving & roofing materials .....	16	D	D	—	—	—	D
2951	Asphalt paving mixtures & blocks .....	15	D	D	—	—	—	D
2952	Asphalt felts & coatings .....	1	D	D	—	—	—	—
299	Miscellaneous petroleum & coal products .....	3	D	D	D	—	—	—
2992	Lubricating oils & greases .....	2	D	D	—	—	—	—
2999	Petroleum & coal products, nec .....	1	D	D	D	—	—	—
<b>30</b>	<b>Rubber &amp; miscellaneous plastics products .....</b>	<b>71</b>	<b>612 657</b>	<b>D</b>	<b>5 749</b>	<b>D</b>	<b>D</b>	<b>1 825</b>
301	Tires & inner tubes .....	3	8 059	D	—	—	—	D
3011	Tires & inner tubes .....	3	8 059	D	—	—	—	D
302	Rubber & plastics footwear .....	—	—	—	—	—	—	—
3021	Rubber & plastics footwear .....	—	—	—	—	—	—	—
305	Hose & belting & gaskets & packing .....	2	D	D	D	—	—	—
3052	Rubber & plastics hose & belting .....	—	—	—	—	—	—	—
3053	Gaskets, packing & sealing devices .....	2	D	D	D	—	—	—
306	Fabricated rubber products, nec .....	2	D	D	—	—	—	—
3061	Mechanical rubber goods .....	—	—	—	—	—	—	—
3069	Fabricated rubber products, nec .....	2	D	D	—	—	—	—
308	Miscellaneous plastics products, nec .....	64	592 673	563 865	D	D	D	D
3081	Unsupported plastics film & sheet .....	—	—	—	—	—	—	—
3082	Unsupported plastics profile shapes .....	—	—	—	—	—	—	—
3083	Laminated plastics plate & sheet .....	4	D	D	—	—	—	—
3084	Plastics pipe .....	—	—	—	—	—	—	—
3085	Plastics bottles .....	14	165 994	147 686	D	D	D	D
3086	Plastics foam products .....	5	D	D	D	D	D	D
3087	Custom compound purchased resins .....	—	—	—	—	—	—	—
3088	Plastics plumbing fixtures .....	—	—	—	—	—	—	—
3089	Plastics products, nec .....	41	334 672	D	D	D	D	D
<b>31</b>	<b>Leather &amp; leather products .....</b>	<b>25</b>	<b>426 102</b>	<b>424 987</b>	<b>D</b>	<b>D</b>	<b>D</b>	<b>D</b>
311	Leather tanning & finishing .....	—	—	—	—	—	—	—
3111	Leather tanning & finishing .....	—	—	—	—	—	—	—
313	Footwear cut stock .....	—	—	—	—	—	—	—
3131	Footwear cut stock & findings .....	—	—	—	—	—	—	—
314	Footwear, except rubber .....	15	371 971	D	—	D	—	—
3142	House slippers .....	1	D	D	—	—	—	—
3143	Men's footwear, except athletic .....	10	D	D	—	D	—	—
3144	Women's footwear, except athletic .....	2	D	D	—	—	—	—
3149	Footwear, except rubber, nec .....	2	D	D	—	—	—	—
315	Leather gloves & mittens .....	—	—	—	—	—	—	—
3151	Leather gloves & mittens .....	—	—	—	—	—	—	—
316	Luggage .....	1	D	D	—	—	—	—
3161	Luggage .....	1	D	D	—	—	—	—
317	Handbags & personal leather goods .....	5	D	D	—	—	—	—
3171	Women's handbags & purses .....	1	D	D	—	—	—	—
3172	Personal leather goods, nec .....	4	D	D	—	—	—	—
319	Leather goods, nec .....	4	D	D	D	—	—	D
3199	Leather goods, nec .....	4	D	D	D	—	—	D



**Table 4. Value of Shipments by Industry Group and Industry: 1997—Con.**

[Detail may not add to total because of rounding. For meaning of abbreviations and symbols, see introductory text. For explanation of terms, see Appendix A]

SIC code	Industry	Establishments (number)	Value of shipments				
			Total (\$1,000)	Value of products shipped (\$1,000)	Value of resale (\$1,000)	Receipts for contract work (\$1,000)	Miscellaneous receipts (\$1,000)
<b>32</b>	<b>Stone, clay, &amp; glass products</b>	<b>159</b>	<b>726 497</b>	<b>D</b>	<b>8 481</b>	<b>D</b>	<b>243</b>
321	Flat glass	2	D	D	—	—	—
3211	Flat glass	2	D	D	—	—	—
322	Glass & glassware, pressed or blown	—	—	—	—	—	—
3221	Glass containers	—	—	—	—	—	—
3229	Pressed & blown glass, nec	—	—	—	—	—	—
323	Products of purchased glass	6	D	D	D	—	D
3231	Products of purchased glass	6	D	D	D	—	D
324	Cement, hydraulic	1	D	D	D	—	—
3241	Cement, hydraulic	1	D	D	D	—	—
325	Structural clay products	1	D	D	—	—	—
3251	Brick & structural clay tile	1	D	D	—	—	—
3253	Ceramic wall & floor tile	—	—	—	—	—	—
3255	Clay refractories	—	—	—	—	—	—
3259	Structural clay products, nec	—	—	—	—	—	—
326	Pottery & related products	4	D	D	—	—	—
3261	Vitreous plumbing fixtures	1	D	D	—	—	—
3262	Vitreous china food utensils	—	—	—	—	—	—
3263	Fine earthenware food utensils	—	—	—	—	—	—
3264	Porcelain electrical supplies	—	—	—	—	—	—
3269	Pottery products, nec	3	398	398	—	—	—
327	Concrete, gypsum, & plaster products	110	486 603	D	D	D	D
3271	Concrete brick & block	34	43 826	D	D	—	D
3272	Concrete products, nec	27	199 347	D	D	—	D
3273	Ready-mixed concrete	49	243 430	D	—	D	D
3274	Lime	—	—	—	—	—	—
3275	Gypsum products	—	—	—	—	—	—
328	Cut stone & stone products	25	52 056	D	D	—	D
3281	Cut stone & stone products	25	52 056	D	D	—	D
329	Miscellaneous nonmetallic mineral products	10	36 466	D	D	—	—
3291	Abrasive products	1	D	D	—	—	—
3292	Asbestos products	—	—	—	—	—	—
3295	Minerals, ground or treated	—	—	—	—	—	—
3296	Mineral wool	—	—	—	—	—	—
3297	Nonclay refractories	—	—	—	—	—	—
3299	Nonmetallic mineral products, nec	9	D	D	D	—	—
<b>33</b>	<b>Primary metal industries</b>	<b>24</b>	<b>110 867</b>	<b>D</b>	<b>D</b>	<b>D</b>	<b>D</b>
331	Blast furnace & basic steel products	8	63 028	D	D	D	D
3312	Blast furnaces & steel mills	4	20 392	D	—	D	D
3313	Electrometallurgical products	—	—	—	—	—	—
3315	Steel wire & related products	4	42 636	D	D	—	D
3316	Cold finishing of steel shapes	—	—	—	—	—	—
3317	Steel pipe & tubes	—	—	—	—	—	—
332	Iron & steel foundries	—	—	—	—	—	—
3321	Gray iron foundries	—	—	—	—	—	—
3322	Malleable iron foundries	—	—	—	—	—	—
3324	Steel investment foundries	—	—	—	—	—	—
3325	Steel foundries, nec	—	—	—	—	—	—
333	Primary nonferrous metals	—	—	—	—	—	—
3331	Primary copper	—	—	—	—	—	—
3334	Primary aluminum	—	—	—	—	—	—
3339	Primary nonferrous metals, nec	—	—	—	—	—	—
334	Secondary nonferrous metals	3	D	D	—	—	—
3341	Secondary nonferrous metals	3	D	D	—	—	—
335	Nonferrous rolling & drawing	2	D	D	—	—	—
3351	Copper rolling & drawing	—	—	—	—	—	—
3353	Aluminum sheet, plate, & foil	—	—	—	—	—	—
3354	Aluminum extruded products	2	D	D	—	—	—
3355	Aluminum rolling & drawing, nec	—	—	—	—	—	—
3356	Nonferrous rolling & drawing, nec	—	—	—	—	—	—
3357	Nonferrous wire drawing & insulating	—	—	—	—	—	—
336	Nonferrous foundries (castings)	1	D	D	—	—	D
3363	Aluminum die-castings	1	D	D	—	—	D
3364	Nonferrous die-casting, except aluminum	—	—	—	—	—	—
3365	Aluminum foundries	—	—	—	—	—	—
3366	Copper foundries	—	—	—	—	—	—
3369	Nonferrous foundries, nec	—	—	—	—	—	—
339	Miscellaneous primary metal products	10	26 272	D	D	—	D
3398	Metal heat treating	1	D	D	—	—	—
3399	Primary metal products, nec	9	D	D	D	—	D
<b>34</b>	<b>Fabricated metal products</b>	<b>229</b>	<b>622 875</b>	<b>600 199</b>	<b>12 909</b>	<b>4 835</b>	<b>4 932</b>
341	Metal cans & shipping containers	10	195 962	182 606	D	—	D
3411	Metal cans	10	195 962	182 606	D	—	D
3412	Metal barrels, drums, & pails	—	—	—	—	—	—
342	Cutlery, handtools, & hardware	4	12 892	D	D	—	D
3421	Cutlery	1	D	D	—	—	—
3423	Hand & edge tools, nec	1	D	D	D	—	—
3425	Hand saws & saw blades	—	—	—	—	—	—
3429	Hardware, nec	2	D	D	—	—	D
343	Plumbing & heating, except electric	5	4 363	4 363	—	—	—
3431	Metal sanitary ware	—	—	—	—	—	—
3432	Plumbing fittings & brass goods	—	—	—	—	—	—
3433	Heating equipment, except electric	5	4 363	4 363	—	—	—
344	Fabricated structural metal products	156	325 638	D	D	D	D
3441	Fabricated structural metal	14	55 211	53 262	D	D	D
3442	Metal doors, sash, & trim	60	160 905	D	294	D	615

**Table 4. Value of Shipments by Industry Group and Industry: 1997—Con.**

[Detail may not add to total because of rounding. For meaning of abbreviations and symbols, see introductory text. For explanation of terms, see Appendix A]

SIC code	Industry	Establishments (number)	Value of shipments					
			Total (\$1,000)	Value of products shipped (\$1,000)	Value of resale (\$1,000)	Receipts for contract work (\$1,000)	Miscellaneous receipts (\$1,000)	
<b>34</b>	<b>Fabricated metal products—Con.</b>							
344	Fabricated structural metal products—Con.							
3443	Fabricated plate work, boiler shops	9	19 035	19 035	—	—	—	—
3444	Sheet metal work	16	28 675	28 402	D	D	D	
3446	Architectural metal work	42	24 880	D	D	—	—	
3448	Prefabricated metal buildings	—	—	—	—	—	—	
3449	Miscellaneous metal work	15	36 932	36 725	D	—	D	
345	Screw machine products, bolts, etc.	16	11 786	D	D	D	D	
3451	Screw machine products	3	2 716	D	D	—	D	
3452	Bolts, nuts, rivets, & washers	13	9 070	D	D	D	D	
346	Metal forgings & stampings	8	8 886	D	D	—	D	
3462	Iron & steel forgings	1	D	D	—	—	—	
3463	Nonferrous forgings	—	—	—	—	—	—	
3465	Automotive stampings	—	—	—	—	—	—	
3466	Crowns & closures	—	—	—	—	—	—	
3469	Metal stampings, nec	7	D	D	D	—	D	
347	Metal services, nec	14	41 282	D	—	—	D	
3471	Plating & polishing	14	41 282	D	—	—	D	
3479	Metal coating & allied services	—	—	—	—	—	—	
348	Ordnance & accessories, nec	—	—	—	—	—	—	
3482	Small arms ammunition	—	—	—	—	—	—	
3483	Ammunition, except small arms, nec	—	—	—	—	—	—	
3484	Small arms	—	—	—	—	—	—	
3489	Ordnance & accessories, nec	—	—	—	—	—	—	
349	Miscellaneous fabricated metal products	16	22 066	21 002	D	D	D	
3491	Industrial valves	1	D	D	—	—	—	
3492	Fluid power valves & hose fittings	—	—	—	—	—	—	
3493	Steel springs, except wire	—	—	—	—	—	—	
3494	Valves & pipe fittings, nec	2	D	D	—	—	—	
3495	Wire springs	—	—	—	—	—	—	
3496	Miscellaneous fabricated wire products	4	3 004	D	D	—	—	
3497	Metal foil & leaf	—	—	—	—	—	—	
3498	Fabricated pipe & fittings	—	—	—	—	—	—	
3499	Fabricated metal products, nec	9	11 330	10 792	—	D	D	
<b>35</b>	<b>Industrial machinery &amp; equipment</b>	<b>78</b>	<b>2 940 021</b>	<b>D</b>	<b>D</b>	<b>—</b>	<b>D</b>	
351	Engines & turbines	—	—	—	—	—	—	
3511	Turbines & turbine generator sets	—	—	—	—	—	—	
3519	Internal combustion engines, nec	—	—	—	—	—	—	
352	Farm & garden machinery	2	D	D	—	—	—	
3523	Farm machinery & equipment	1	D	D	—	—	—	
3524	Lawn & garden equipment	1	D	D	—	—	—	
353	Construction & related machinery	3	D	D	—	—	D	
3531	Construction machinery	1	D	D	—	—	D	
3532	Mining machinery	—	—	—	—	—	—	
3533	Oil field machinery	—	—	—	—	—	—	
3534	Elevators & moving stairways	—	—	—	—	—	—	
3535	Conveyors & conveying equipment	1	D	D	—	—	—	
3536	Hoists, cranes, & monorails	—	—	—	—	—	—	
3537	Industrial trucks & tractors	1	D	D	—	—	—	
354	Metalworking machinery	25	29 185	D	—	—	D	
3541	Machine tools, metal cutting types	—	—	—	—	—	—	
3542	Machine tools, metal forming types	—	—	—	—	—	—	
3543	Industrial patterns	—	—	—	—	—	—	
3544	Special dies, tools, jigs, & fixtures	16	4 142	4 142	—	—	—	
3545	Machine tool accessories	3	D	D	—	—	—	
3546	Power-driven handtools	2	D	D	—	—	—	
3547	Rolling mill machinery	—	—	—	—	—	—	
3548	Welding apparatus	—	—	—	—	—	—	
3549	Metalworking machinery, nec	4	D	D	—	—	D	
355	Special industry machinery	4	898	898	—	—	—	
3552	Textile machinery	—	—	—	—	—	—	
3553	Woodworking machinery	1	D	D	—	—	—	
3554	Paper industries machinery	—	—	—	—	—	—	
3555	Printing trades machinery	—	—	—	—	—	—	
3556	Food products machinery	3	D	D	—	—	—	
3559	Special industry machinery, nec	—	—	—	—	—	—	
356	General industrial machinery	7	D	D	—	—	—	
3561	Pumps & pumping equipment	—	—	—	—	—	—	
3562	Ball & roller bearings	1	D	D	—	—	—	
3563	Air & gas compressors	—	—	—	—	—	—	
3564	Blowers & fans	1	D	D	—	—	—	
3565	Packaging machinery	1	D	D	—	—	—	
3566	Speed changers, drives, & gears	—	—	—	—	—	—	
3567	Industrial furnaces & ovens	—	—	—	—	—	—	
3568	Power transmission equipment, nec	—	—	—	—	—	—	
3569	General industrial machinery, nec	4	D	D	—	—	—	
357	Computer & office equipment	10	D	D	D	—	D	
3571	Electronic computers	4	37 242	D	D	—	D	
3572	Computer storage devices	1	D	D	—	—	—	
3575	Computer terminals	—	—	—	—	—	—	
3577	Computer peripheral equipment, nec	2	D	D	—	—	D	
3578	Calculating & accounting equipment	—	—	—	—	—	—	
3579	Office machines, nec	3	D	D	D	—	—	
358	Refrigeration & service machinery	11	D	D	D	—	D	
3581	Automatic merchandising machines	—	—	—	—	—	—	
3582	Commercial laundry equipment	—	—	—	—	—	—	
3585	Refrigeration & heating equipment	9	D	D	D	—	D	
3586	Measuring & dispensing pumps	—	—	—	—	—	—	
3589	Service industry machinery, nec	2	D	D	D	—	D	
359	Industrial machinery, nec	16	6 969	6 969	—	—	—	
3592	Carburetors, pistons, rings, & valves	—	—	—	—	—	—	
3593	Fluid power cylinders & actuators	—	—	—	—	—	—	

**Table 4. Value of Shipments by Industry Group and Industry: 1997—Con.**

[Detail may not add to total because of rounding. For meaning of abbreviations and symbols, see introductory text. For explanation of terms, see Appendix A]

SIC code	Industry	Establishments (number)	Value of shipments					
			Total (\$1,000)	Value of products shipped (\$1,000)	Value of resale (\$1,000)	Receipts for contract work (\$1,000)	Miscellaneous receipts (\$1,000)	
<b>35</b>	<b>Industrial machinery &amp; equipment—Con.</b>							
359	Industrial machinery, nec—Con.							
3594	Fluid power pumps & motors .....	—	—	—	—	—	—	—
3596	Scales & balances, except laboratory .....	—	—	—	—	—	—	—
3599	Industrial machinery, nec.....	16	6 969	6 969	—	—	—	—
<b>36</b>	<b>Electronic &amp; other electric equipment .....</b>	<b>87</b>	<b>4 360 154</b>	<b>D</b>	<b>1 105</b>	<b>D</b>	<b>4 875</b>	
361	Electric distribution equipment .....	22	522 667	519 861	D	—	D	
3612	Transformers .....	7	166 216	163 882	D	—	D	
3613	Switchgear & switchboard apparatus .....	15	356 451	355 979	—	—	472	
362	Electrical industrial apparatus .....	3	D	D	—	—	D	
3621	Motors & generators .....	—	—	—	—	—	—	
3624	Carbon & graphite products .....	—	—	—	—	—	—	
3625	Relays & industrial controls .....	2	D	D	—	—	D	
3629	Electrical industrial apparatus, nec .....	1	D	D	—	—	—	
363	Household appliances .....	1	D	D	—	—	D	
3631	Household cooking equipment .....	—	—	—	—	—	—	
3632	Household refrigerators & freezers .....	—	—	—	—	—	—	
3633	Household laundry equipment .....	—	—	—	—	—	—	
3634	Electric housewares & fans .....	—	—	—	—	—	—	
3635	Household vacuum cleaners .....	—	—	—	—	—	—	
3639	Household appliances, nec .....	1	D	D	—	—	D	
364	Electric lighting & wiring equipment .....	21	536 227	534 498	D	—	D	
3641	Electric lamps .....	2	D	D	D	—	—	
3643	Current-carrying wiring devices .....	10	431 496	D	D	—	D	
3644	Noncurrent-carrying wiring devices .....	1	D	D	—	—	—	
3645	Residential lighting fixtures .....	6	D	D	—	—	—	
3646	Commercial lighting fixtures .....	—	—	—	—	—	—	
3647	Vehicular lighting equipment .....	—	—	—	—	—	—	
3648	Lighting equipment, nec .....	2	D	D	D	—	—	
365	Household audio & video equipment .....	2	D	D	D	—	—	
3651	Household audio & video equipment .....	—	—	—	—	—	—	
3652	Prerecorded records & tapes .....	2	D	D	D	—	—	
366	Communications equipment .....	9	833 209	D	—	D	—	
3661	Telephone & telegraph apparatus .....	5	D	D	—	D	—	
3663	Radio & TV communications equipment .....	3	D	D	—	—	—	
3669	Communications equipment, nec .....	1	D	D	—	—	—	
367	Electronic components & accessories .....	26	2 146 521	D	—	D	1 192	
3671	Electron tubes .....	2	D	D	—	—	D	
3672	Printed circuit boards .....	6	1 075 165	—	—	—	D	
3674	Semiconductors & related devices .....	1	D	—	—	—	—	
3675	Electronic capacitors .....	—	—	—	—	—	—	
3676	Electronic resistors .....	—	—	—	—	—	—	
3677	Electronic coils & transformers .....	4	201 555	201 491	—	—	64	
3678	Electronic connectors .....	—	—	—	—	—	—	
3679	Electronic components, nec .....	13	800 381	796 975	—	D	D	
369	Miscellaneous electrical equipment & supplies .....	3	D	D	—	—	—	
3691	Storage batteries .....	1	D	D	—	—	—	
3692	Primary batteries, dry & wet .....	—	—	—	—	—	—	
3694	Engine electrical equipment .....	1	D	D	—	—	—	
3695	Magnetic & optical recording media .....	—	—	—	—	—	—	
3699	Electrical equipment & supplies, nec .....	1	D	D	—	—	—	
<b>37</b>	<b>Transportation equipment .....</b>	<b>34</b>	<b>165 779</b>	<b>D</b>	<b>D</b>	<b>D</b>	<b>D</b>	
371	Motor vehicles & equipment .....	20	145 243	137 398	D	D	D	
3711	Motor vehicles & car bodies .....	2	D	D	D	D	D	
3713	Truck & bus bodies .....	2	D	D	—	—	—	
3714	Motor vehicle parts & accessories .....	16	135 269	D	D	—	D	
3715	Truck trailers .....	—	—	—	—	—	—	
3716	Motor homes .....	—	—	—	—	—	—	
372	Aircraft & parts .....	1	D	D	—	—	—	
3721	Aircraft .....	—	—	—	—	—	—	
3724	Aircraft engines & engine parts .....	—	—	—	—	—	—	
3728	Aircraft parts & equipment, nec .....	1	D	D	—	—	—	
373	Ship & boat building & repairing .....	11	D	D	—	D	D	
3731	Ship building & repairing .....	2	D	D	—	D	D	
3732	Boat building & repairing .....	9	D	D	—	D	—	
374	Railroad equipment .....	—	—	—	—	—	—	
3743	Railroad equipment .....	—	—	—	—	—	—	
375	Motorcycles, bicycles, & parts .....	—	—	—	—	—	—	
3751	Motorcycles, bicycles, & parts .....	—	—	—	—	—	—	
376	Guided missiles, space vehicles, parts .....	—	—	—	—	—	—	
3761	Guided missiles & space vehicles .....	—	—	—	—	—	—	
3764	Space propulsion units & parts .....	—	—	—	—	—	—	
3769	Space vehicle equipment, nec .....	—	—	—	—	—	—	
379	Miscellaneous transportation equipment .....	2	D	D	D	—	D	
3792	Travel trailer & campers .....	—	—	—	—	—	—	
3795	Tanks & tank components .....	—	—	—	—	—	—	
3799	Transportation equipment, nec .....	2	D	D	D	—	D	
<b>38</b>	<b>Instruments &amp; related products .....</b>	<b>64</b>	<b>2 076 645</b>	<b>D</b>	<b>D</b>	<b>D</b>	<b>D</b>	
381	Search & navigation equipment .....	—	—	—	—	—	—	
3812	Search & navigation equipment .....	—	—	—	—	—	—	
382	Measuring & controlling devices .....	12	188 951	D	D	—	D	
3821	Laboratory apparatus & furniture .....	1	D	D	—	—	D	
3822	Environmental controls .....	1	D	D	—	—	D	
3823	Process control instruments .....	3	15 149	15 149	—	—	—	
3824	Fluid meters & counting devices .....	1	D	D	—	—	—	
3825	Instruments to measure electricity .....	2	D	D	—	—	—	
3826	Analytical instruments .....	—	—	—	—	—	—	
3827	Optical instruments & lenses .....	1	D	D	D	—	D	

**Table 4. Value of Shipments by Industry Group and Industry: 1997—Con.**

[Detail may not add to total because of rounding. For meaning of abbreviations and symbols, see introductory text. For explanation of terms, see Appendix A]

SIC code	Industry	Establishments (number)	Value of shipments					
			Total (\$1,000)	Value of products shipped (\$1,000)	Value of resale (\$1,000)	Receipts for contract work (\$1,000)	Miscellaneous receipts (\$1,000)	
<b>38</b>	<b>Instruments &amp; related products—Con.</b>							
382	Measuring & controlling devices—Con.							
3829	Measuring & controlling devices, nec .....	3	D	D	—	—	—	—
384	Medical instruments & supplies .....	43	1 795 284	1 787 200	D	D	D	
3841	Surgical & medical instruments .....	24	1 459 937	1 453 353	D	D	D	
3842	Surgical appliances & supplies .....	19	335 347	333 847	D	D	—	
3843	Dental equipment & supplies .....	—	—	—	—	—	—	
3844	X-ray apparatus & tubes .....	—	—	—	—	—	—	
3845	Electromedical equipment .....	—	—	—	—	—	—	
385	Ophthalmic goods .....	8	D	D	—	—	—	
3851	Ophthalmic goods .....	8	D	D	—	—	—	
386	Photographic equipment & supplies .....	—	—	—	—	—	—	
3861	Photographic equipment & supplies .....	—	—	—	—	—	—	
387	Watches, clocks, watchcases, & parts .....	1	D	D	—	—	—	
3873	Watches, clocks, & watchcases .....	1	D	D	—	—	—	
<b>39</b>	<b>Miscellaneous manufacturing industries .....</b>	<b>61</b>	<b>217 551</b>	<b>D</b>	<b>D</b>	<b>D</b>	<b>D</b>	
391	Jewelry, silverware, & plated ware .....	12	86 846	D	—	—	D	
3911	Jewelry, precious metal .....	11	D	D	—	—	D	
3914	Silverware & plated ware .....	1	D	D	—	—	—	
3915	Jewelers' materials & lapidary work .....	—	—	—	—	—	—	
393	Musical instruments .....	—	—	—	—	—	—	
3931	Musical instruments .....	—	—	—	—	—	—	
394	Toys & sporting goods .....	4	D	D	D	—	D	
3942	Dolls .....	—	—	—	—	—	—	
3944	Games, toys, & children's vehicles .....	—	—	—	—	—	—	
3949	Sporting & athletic goods, nec .....	4	D	D	D	—	D	
395	Pens, pencils, office, & art supplies .....	1	D	D	—	—	—	
3951	Pens & mechanical pencils .....	—	—	—	—	—	—	
3952	Lead pencils & art goods .....	—	—	—	—	—	—	
3953	Marking devices .....	1	D	D	—	—	—	
3955	Carbon paper & inked ribbons .....	—	—	—	—	—	—	
396	Costume jewelry & notions .....	8	D	D	—	D	D	
3961	Costume jewelry .....	6	D	D	—	D	D	
3965	Fasteners, buttons, needles, & pins .....	2	D	D	—	—	—	
399	Miscellaneous mfg .....	36	54 385	D	D	—	D	
3991	Brooms & brushes .....	1	D	D	—	—	—	
3993	Signs & advertising displays .....	20	25 565	D	D	—	D	
3995	Burial caskets .....	3	D	D	—	—	—	
3996	Hard surface floor coverings .....	—	—	—	—	—	—	
3999	Mfg industries, nec .....	12	21 944	D	D	—	—	

**Table 5. Cost of Materials and Capital Expenditures for Plant and Equipment by Industry Group and Industry: 1997**

[Detail may not add to total because of rounding. For meaning of abbreviations and symbols, see introductory text. For explanation of terms, see Appendix A]

SIC code	Industry	Estab-lish-ments (number)	Cost of materials and services used							Capital expenditures			
			Total (\$1,000)	Elec-tricity (\$1,000)	Fuels con-sumed (\$1,000)	Contract labor for pro-duction (\$1,000)	Contract work (\$1,000)	Resales (\$1,000)	Materials, parts, containers, and supplies (\$1,000)	Total (\$1,000)	New buildings and other structures (\$1,000)	New machinery and equipment (\$1,000)	Used buildings and machinery (\$1,000)
	<b>All manufacturing industries.....</b>	<b>2 092</b>	<b>10 343 299</b>	<b>445 257</b>	<b>98 411</b>	<b>160 036</b>	<b>128 072</b>	<b>199 501</b>	<b>9 312 022</b>	<b>1 046 153</b>	<b>197 012</b>	<b>580 693</b>	<b>268 448</b>
<b>20</b>	<b>Food &amp; kindred products .....</b>	<b>287</b>	<b>1 803 389</b>	<b>67 336</b>	<b>13 098</b>	<b>11 858</b>	<b>21 807</b>	<b>22 024</b>	<b>1 667 266</b>	<b>101 148</b>	<b>21 667</b>	<b>65 305</b>	<b>14 176</b>
201	Meat products .....	18	48 623	3 666	796	131	1 593	153	42 284	3 081	81	2 330	670
2011	Meat packing plants .....	7	20 125	851	121	121	235	-	18 797	1 440	-	1 440	-
2013	Sausages & other prepared meats .....	7	D	D	D	D	D	D	D	D	D	D	-
2015	Poultry & egg processing .....	4	D	D	D	-	D	D	D	D	D	D	D
202	Dairy products .....	22	87 036	4 715	301	735	1 065	3 330	76 890	4 099	-	2 264	1 835
2021	Creamery butter .....	-	-	-	-	-	-	-	-	-	-	-	-
2022	Cheese, natural & processed .....	5	D	D	D	D	D	D	D	D	-	-	-
2023	Condensed & evaporated milk .....	1	D	D	-	-	-	-	D	D	-	D	-
2024	Ice cream & frozen desserts .....	12	6 579	588	18	60	8	7	5 898	1 701	-	5	1 696
2026	Fluid milk .....	4	D	D	D	D	D	D	D	D	-	D	D
203	Preserved fruits & vegetables .....	36	119 515	2 511	644	1 178	877	82	114 223	5 565	3 913	1 648	4
2032	Canned specialties .....	1	D	D	D	D	D	-	D	D	D	-	-
2033	Canned fruits & vegetables .....	19	37 693	590	207	201	75	51	36 569	2 487	1 475	1 008	4
2034	Dehydrated fruits, vegetables, & soups .....	1	D	D	-	-	-	-	D	D	-	D	-
2035	Pickles, sauces, & salad dressings .....	1	D	D	D	D	-	-	D	D	-	D	-
2037	Frozen fruits & vegetables .....	4	D	D	D	D	D	D	D	D	-	D	-
2038	Frozen specialties, nec .....	10	16 983	544	-	533	574	25	15 307	1 153	738	415	-
204	Grain mill products .....	23	115 523	3 066	774	3 305	3 104	907	104 367	13 981	7 758	5 747	476
2041	Flour & other grain mill products ..	3	D	D	-	-	D	D	D	D	D	D	D
2043	Cereal breakfast foods .....	-	-	-	-	-	-	-	-	-	-	-	-
2044	Rice milling .....	1	D	D	-	D	D	-	D	D	-	D	D
2045	Blended & prepared flour .....	1	D	D	-	-	-	-	D	D	-	D	D
2046	Wet corn milling .....	-	-	-	-	-	-	-	-	-	-	-	-
2047	Dog & cat food .....	-	-	-	-	-	-	-	-	-	-	-	-
2048	Prepared feeds, nec .....	18	63 973	1 885	774	3 242	2 263	883	54 926	772	276	364	132
205	Bakery products .....	66	56 727	2 779	1 464	245	190	1 951	50 098	9 284	1 584	7 200	500
2051	Bread, cake, & related products ..	55	41 257	2 335	982	156	168	1 818	35 798	8 764	1 575	6 702	487
2052	Cookies & crackers .....	10	D	D	D	D	D	D	D	D	D	D	-
2053	Frozen bakery products, except bread .....	1	D	D	D	-	-	-	D	D	-	-	D
206	Sugar & confectionery products ....	18	63 860	3 384	765	769	1 147	4 929	52 866	5 059	611	4 269	179
2061	Raw cane sugar .....	-	-	-	-	-	-	-	-	-	-	-	-
2062	Cane sugar refining .....	-	-	-	-	-	-	-	-	-	-	-	-
2063	Beet sugar .....	1	D	D	-	-	-	-	D	D	-	D	D
2064	Candy & other confectionery products & chewing gum .....	17	D	D	D	D	D	D	D	D	D	D	D
2066	Chocolate & cocoa products .....	-	-	-	-	-	-	-	-	-	-	-	-
2067	Chewing gum .....	-	-	-	-	-	-	-	-	-	-	-	-
2068	Salted & roasted nuts & seeds ....	-	-	-	-	-	-	-	-	-	-	-	-
207	Fats & oils .....	3	26 965	483	135	124	-	-	26 223	529	130	399	-
2074	Cottonseed oil mills .....	-	-	-	-	-	-	-	-	-	-	-	-
2075	Soybean oil mills .....	1	D	D	-	D	-	-	D	D	-	D	-
2076	Vegetable oil mills, nec .....	-	-	-	-	-	-	-	-	-	-	-	-
2077	Animal & marine fats & oils .....	-	-	-	-	-	-	-	-	-	-	-	-
2079	Shortening & cooking oils .....	2	D	D	D	-	-	-	D	D	D	D	-
208	Beverages .....	49	1 141 899	40 187	5 436	5 056	8 105	7 406	1 075 709	44 089	1 965	40 395	1 729
2082	Malt beverages .....	2	D	D	D	D	D	D	D	D	-	-	-
2083	Malt .....	-	-	-	-	-	-	-	-	-	-	-	-
2084	Wines, brandy, & brandy spirits ..	1	D	D	-	-	-	-	D	D	-	D	D
2085	Distilled liquor, except brandy .....	3	D	D	D	D	D	D	D	D	D	D	D
2086	Bottled & canned soft drinks .....	30	163 981	4 350	1 299	1 507	5 327	4 842	146 656	3 851	1 372	1 325	1 154
2087	Flavoring extracts & syrups, nec ..	13	D	D	D	-	-	-	D	D	D	D	D
209	Miscellaneous food & kindred products .....	52	143 241	6 545	2 783	315	5 726	3 266	124 606	15 461	5 625	1 053	8 783
2091	Canned & cured seafood .....	2	D	D	D	-	-	-	D	D	D	D	D
2092	Fresh or frozen seafood .....	2	D	D	-	D	-	-	D	D	-	D	-
2095	Roasted coffee .....	9	22 369	357	148	125	2 825	759	18 155	2 258	-	20	2 238
2096	Potato chips & similar snacks .....	2	D	D	D	-	-	-	D	D	D	D	D
2097	Manufactured ice .....	24	5 216	919	41	58	86	287	3 825	397	179	194	24
2098	Macaroni & spaghetti .....	1	D	D	D	D	D	D	D	D	-	-	-
2099	Food preparations, nec .....	12	14 832	460	27	19	246	66	14 014	551	-	526	25
<b>21</b>	<b>Tobacco products .....</b>	<b>4</b>	<b>D</b>	<b>D</b>	<b>-</b>	<b>D</b>	<b>D</b>	<b>D</b>	<b>D</b>	<b>D</b>	<b>D</b>	<b>D</b>	<b>D</b>
211	Cigarettes .....	1	D	D	-	D	D	D	D	D	D	D	-
2111	Cigarettes .....	1	D	D	-	D	D	D	D	D	D	D	-
212	Cigars .....	3	D	D	-	D	-	-	D	D	D	D	D
2121	Cigars .....	3	D	D	-	D	-	-	D	D	D	D	D
213	Chewing & smoking tobacco .....	-	-	-	-	-	-	-	-	-	-	-	-
2131	Chewing & smoking tobacco .....	-	-	-	-	-	-	-	-	-	-	-	-
214	Tobacco stemming & redrying .....	-	-	-	-	-	-	-	-	-	-	-	-
2141	Tobacco stemming & redrying .....	-	-	-	-	-	-	-	-	-	-	-	-

**Table 5. Cost of Materials and Capital Expenditures for Plant and Equipment by Industry Group and Industry: 1997—Con.**

[Detail may not add to total because of rounding. For meaning of abbreviations and symbols, see introductory text. For explanation of terms, see Appendix A]

SIC code	Industry	Establishments (number)	Cost of materials and services used							Capital expenditures			
			Total (\$1,000)	Electricity (\$1,000)	Fuels consumed (\$1,000)	Contract labor for production (\$1,000)	Contract work (\$1,000)	Resales (\$1,000)	Materials, parts, containers, and supplies (\$1,000)	Total (\$1,000)	New buildings and other structures (\$1,000)	New machinery and equipment (\$1,000)	Used buildings and machinery (\$1,000)
<b>22</b>	<b>Textile mill products .....</b>	<b>20</b>	<b>37 925</b>	<b>3 725</b>	<b>517</b>	<b>1 007</b>	<b>328</b>	<b>108</b>	<b>32 240</b>	<b>6 639</b>	<b>91</b>	<b>6 477</b>	<b>71</b>
221	Broadwoven fabric mills, cotton ....	1	D	D	--	--	--	--	D	D	--	D	--
2211	Weaving mills, cotton .....	1	D	D	--	--	--	--	D	D	--	D	--
222	Broadwoven fabric mills, manmade fiber & silk .....	1	D	D	--	--	--	--	D	--	--	--	--
2221	Weaving mills, synthetics .....	1	D	D	--	--	--	--	D	--	--	--	--
223	Broadwoven fabric mills, wool .....	--	--	--	--	--	--	--	--	--	--	--	--
2231	Weaving & finishing mills, wool ...	--	--	--	--	--	--	--	--	--	--	--	--
224	Narrow fabric mills .....	--	--	--	--	--	--	--	--	--	--	--	--
2241	Narrow fabric mills .....	--	--	--	--	--	--	--	--	--	--	--	--
225	Knitting mills .....	8	25 165	2 635	439	--	278	--	21 813	5 774	84	5 629	61
2251	Women's hosiery, except socks ..	1	D	D	D	--	--	--	D	D	--	D	D
2252	Hosiery, nec .....	--	--	--	--	--	--	--	--	--	--	--	--
2253	Knit outerwear mills .....	7	D	D	D	--	D	--	D	D	D	D	D
2254	Knit underwear mills .....	--	--	--	--	--	--	--	--	--	--	--	--
2257	Circular knit fabric mills .....	--	--	--	--	--	--	--	--	--	--	--	--
2258	Lace & warp knit fabric mills .....	--	--	--	--	--	--	--	--	--	--	--	--
2259	Knitting mills, nec .....	--	--	--	--	--	--	--	--	--	--	--	--
226	Textile finishing, except wool .....	3	D	D	D	D	D	D	D	D	D	D	--
2261	Finishing plants, cotton .....	2	D	D	D	D	D	D	D	D	D	D	--
2262	Finishing plants, synthetics .....	--	--	--	--	--	--	--	--	--	--	--	--
2269	Finishing plants, nec .....	1	D	D	--	D	--	--	D	D	--	D	--
227	Carpets & rugs .....	1	D	D	--	--	--	--	D	--	--	--	--
2273	Carpets & rugs .....	1	D	D	--	--	--	--	D	--	--	--	--
228	Yarn & thread mills .....	1	D	D	--	--	--	--	D	D	--	D	--
2281	Yarn spinning mills .....	1	D	D	--	--	--	--	D	D	--	D	--
2282	Yarn throwing & winding mills .....	--	--	--	--	--	--	--	--	--	--	--	--
2284	Thread mills .....	--	--	--	--	--	--	--	--	--	--	--	--
229	Miscellaneous textile goods .....	5	2 207	152	42	50	30	--	1 933	125	5	110	10
2295	Coated fabrics, not rubberized ...	--	--	--	--	--	--	--	--	--	--	--	--
2296	Tire cord & fabric .....	1	D	D	--	--	--	--	D	--	--	--	--
2297	Nonwoven fabrics .....	--	--	--	--	--	--	--	--	--	--	--	--
2298	Cordage & twine .....	--	--	--	--	--	--	--	--	--	--	--	--
2299	Textile goods, nec .....	4	D	D	D	D	D	--	D	D	D	D	D
<b>23</b>	<b>Apparel &amp; other textile products ....</b>	<b>223</b>	<b>404 493</b>	<b>15 484</b>	<b>1 304</b>	<b>10 721</b>	<b>1 538</b>	<b>1 165</b>	<b>374 281</b>	<b>14 940</b>	<b>707</b>	<b>10 088</b>	<b>4 145</b>
231	Men's & boys' suits & coats .....	10	23 211	869	130	226	241	87	21 658	265	74	135	56
2311	Men's & boys' suits & coats .....	10	23 211	869	130	226	241	87	21 658	265	74	135	56
232	Men's & boys' furnishings .....	69	151 952	5 478	552	5 562	328	319	139 713	6 898	43	6 084	771
2321	Shirts, men's & boys' .....	19	D	D	D	D	D	D	D	D	--	D	D
2322	Men's & boys' underwear & nightwear .....	8	D	D	D	D	D	D	D	D	--	D	D
2323	Men's & boys' neckwear .....	--	--	--	--	--	--	--	--	--	--	--	--
2325	Men's & boys' trousers & slacks ..	10	21 538	429	36	37	85	67	20 884	177	34	127	16
2326	Men's & boys' work clothing .....	16	38 234	1 713	214	374	187	229	35 517	1 303	8	1 281	14
2329	Men's & boys' clothing, nec .....	16	15 156	823	11	169	18	4	14 131	1 180	--	1 180	--
233	Women's & children's outerwear ...	52	32 683	1 086	197	427	313	300	30 360	779	230	349	200
2331	Women's blouses & waists .....	5	3 750	201	--	--	--	--	3 549	128	--	128	--
2335	Women's dresses .....	32	10 628	459	113	382	228	180	9 266	248	16	201	31
2337	Women's suits & coats .....	4	933	70	19	21	72	60	691	5	--	4	1
2339	Women's outerwear, nec .....	11	17 372	356	65	24	13	60	16 854	398	214	16	168
234	Women's & children's undergarments .....	35	159 212	6 531	356	4 159	483	362	147 321	3 257	136	2 154	967
2341	Women's & children's underwear .	12	15 754	712	120	642	80	62	14 138	314	97	210	7
2342	Brassieres & allied garments .....	23	143 458	5 819	236	3 517	403	300	133 183	2 943	39	1 944	960
235	Hats, caps, & millinery .....	1	D	D	D	--	--	--	D	D	--	D	--
2353	Hats, caps, & millinery .....	1	D	D	D	--	--	--	D	D	--	D	--
236	Girls' & children's outerwear .....	10	3 503	165	4	20	--	--	3 314	22	--	22	--
2361	Girls' & children's dresses & blouses .....	2	D	D	--	D	--	--	D	--	--	--	--
2369	Girls' & children's outerwear, nec .	8	D	D	D	--	--	--	D	D	--	D	--
237	Fur goods .....	--	--	--	--	--	--	--	--	--	--	--	--
2371	Fur goods .....	--	--	--	--	--	--	--	--	--	--	--	--
238	Miscellaneous apparel & accessories .....	3	D	D	D	D	D	D	D	D	--	D	D
2381	Fabric gloves & mittens .....	--	--	--	--	--	--	--	--	--	--	--	--
2384	Robes & dressing gowns .....	--	--	--	--	--	--	--	--	--	--	--	--
2385	Waterproof outer garments .....	--	--	--	--	--	--	--	--	--	--	--	--
2386	Leather & sheep-lined clothing ...	--	--	--	--	--	--	--	--	--	--	--	--
2387	Apparel belts .....	--	--	--	--	--	--	--	--	--	--	--	--
2389	Apparel & accessories, nec .....	3	D	D	D	D	D	D	D	D	--	D	D
239	Miscellaneous fabricated textile products .....	43	31 905	1 306	35	295	133	60	30 076	3 618	224	1 262	2 132
2391	Curtains & draperies .....	12	3 003	136	13	31	53	6	2 764	171	93	7	71
2392	Housefurnishings, nec .....	8	4 466	165	--	128	--	--	4 173	2 355	18	277	2 060
2393	Textile bags .....	2	D	D	--	--	--	--	D	D	--	D	--
2394	Canvas & related products .....	2	D	D	D	D	D	D	D	D	--	D	--
2395	Pleating & stitching .....	9	D	D	D	D	D	D	D	D	D	D	--
2396	Automotive & apparel trimmings ..	4	464	27	--	117	5	--	315	144	95	48	1
2397	Schiffli machine embroideries ....	--	--	--	--	--	--	--	--	--	--	--	--
2399	Fabricated textile products, nec ...	6	7 030	122	6	--	--	--	6 902	522	10	512	--

**Table 5. Cost of Materials and Capital Expenditures for Plant and Equipment by Industry Group and Industry: 1997—Con.**

[Detail may not add to total because of rounding. For meaning of abbreviations and symbols, see introductory text. For explanation of terms, see Appendix A]

SIC code	Industry	Estab-lish-ments (number)	Cost of materials and services used							Capital expenditures			
			Total (\$1,000)	Elec-tricity (\$1,000)	Fuels con-sumed (\$1,000)	Contract labor for pro-duction (\$1,000)	Contract work (\$1,000)	Resales (\$1,000)	Materials, parts, containers, and supplies (\$1,000)	Total (\$1,000)	New buildings and other structures (\$1,000)	New machinery and equipment (\$1,000)	Used buildings and machinery (\$1,000)
<b>24</b>	<b>Lumber &amp; wood products</b>	<b>117</b>	<b>D</b>	<b>D</b>	<b>D</b>	<b>D</b>	<b>D</b>	<b>D</b>	<b>D</b>	<b>D</b>	<b>D</b>	<b>D</b>	<b>D</b>
241	Logging	—	—	—	—	—	—	—	—	—	—	—	—
2411	Logging	—	—	—	—	—	—	—	—	—	—	—	—
242	Sawmills & planing mills	1	D	D	D	—	—	D	D	—	—	—	—
2421	Sawmills & planing mills, general	—	—	—	—	—	—	—	—	—	—	—	—
2426	Hardwood dimension & flooring mills	—	—	—	—	—	—	—	—	—	—	—	—
2429	Special product sawmills, nec	1	D	D	D	—	—	D	D	—	—	—	—
243	Millwork, plywood, & structural members	99	24 437	1 379	13	1 061	1 191	55	20 738	2 397	881	1 038	478
2431	Millwork	21	7 923	436	7	598	1 012	55	5 815	648	132	450	66
2434	Wood kitchen cabinets	75	16 346	931	6	463	179	—	14 767	1 748	748	588	412
2435	Hardwood veneer & plywood	—	—	—	—	—	—	—	—	—	—	—	—
2436	Softwood veneer & plywood	—	—	—	—	—	—	—	—	—	—	—	—
2439	Structural wood members, nec	3	168	12	—	—	—	—	156	1	1	—	—
244	Wood containers	10	D	D	D	D	—	—	D	D	D	D	D
2441	Nailed wood boxes & shooks	—	—	—	—	—	—	—	—	—	—	—	—
2448	Wood pallets & skids	9	D	D	D	D	—	—	D	D	D	D	D
2449	Wood containers, nec	1	D	D	—	—	—	—	D	D	—	D	D
245	Wood buildings & mobile homes	2	D	D	—	—	—	—	D	D	—	D	D
2451	Mobile homes	—	—	—	—	—	—	—	—	—	—	—	—
2452	Prefabricated wood buildings	2	D	D	—	—	—	—	D	D	—	D	D
249	Miscellaneous wood products	5	D	D	—	D	—	—	D	D	—	D	D
2491	Wood preserving	4	1 656	105	—	31	—	—	1 520	—	—	—	—
2493	Reconstituted wood products	—	—	—	—	—	—	—	—	—	—	—	—
2499	Wood products, nec	1	D	D	—	—	—	—	D	D	—	D	D
<b>25</b>	<b>Furniture &amp; fixtures</b>	<b>146</b>	<b>68 687</b>	<b>2 088</b>	<b>95</b>	<b>798</b>	<b>360</b>	<b>650</b>	<b>64 696</b>	<b>1 395</b>	<b>345</b>	<b>831</b>	<b>219</b>
251	Household furniture	112	46 895	1 309	81	620	232	250	44 403	1 040	319	668	53
2511	Wood household furniture	63	13 538	494	6	177	93	33	12 735	543	35	478	30
2512	Upholstered household furniture	24	11 658	411	—	56	—	144	11 047	1	—	1	—
2514	Metal household furniture	3	D	D	—	—	—	—	D	—	—	—	—
2515	Mattresses & bedsprings	19	18 749	300	14	144	75	73	18 143	496	284	189	23
2517	Wood TV & radio cabinets	—	—	—	—	—	—	—	—	—	—	—	—
2519	Household furniture, nec	3	D	D	D	D	D	—	D	—	—	—	—
252	Office furniture	7	11 069	441	—	—	—	400	10 228	134	8	16	110
2521	Wood office furniture	3	D	D	—	—	—	—	D	—	—	—	—
2522	Office furniture, except wood	4	D	D	—	—	—	D	D	D	D	D	D
253	Public building & related furniture	9	5 296	122	7	137	120	—	4 910	119	17	97	5
2531	Public building & related furniture	9	5 296	122	7	137	120	—	4 910	119	17	97	5
254	Partitions & fixtures	8	2 607	79	—	39	8	—	2 481	2	1	—	1
2541	Wood partitions & fixtures	6	D	D	—	D	D	—	D	D	D	—	D
2542	Partitions & fixtures, except wood	2	D	D	—	D	—	—	D	—	—	—	—
259	Miscellaneous furniture & fixtures	10	2 820	137	7	2	—	—	2 674	100	—	50	50
2591	Drapery hardware, blinds, & shades	8	D	D	D	D	—	—	D	D	—	D	D
2599	Furniture & fixtures, nec	2	D	D	—	—	—	—	D	—	—	—	—
<b>26</b>	<b>Paper &amp; allied products</b>	<b>41</b>	<b>120 756</b>	<b>3 830</b>	<b>506</b>	<b>777</b>	<b>792</b>	<b>280</b>	<b>114 571</b>	<b>4 223</b>	<b>523</b>	<b>2 428</b>	<b>1 272</b>
261	Pulp mills	—	—	—	—	—	—	—	—	—	—	—	—
2611	Pulp mills	—	—	—	—	—	—	—	—	—	—	—	—
262	Paper mills	4	2 148	81	—	—	85	—	1 982	110	36	73	1
2621	Paper mills	4	2 148	81	—	—	85	—	1 982	110	36	73	1
263	Paperboard mills	6	19 366	663	1	75	1	—	18 626	181	87	94	—
2631	Paperboard mills	6	19 366	663	1	75	1	—	18 626	181	87	94	—
265	Paperboard containers & boxes	19	81 106	2 513	503	471	641	—	76 978	3 755	366	2 189	1 200
2652	Setup paperboard boxes	2	D	D	—	D	—	—	D	D	—	—	D
2653	Corrugated & solid fiber boxes	9	50 882	1 495	471	234	631	—	48 051	2 753	216	1 820	717
2655	Fiber cans, drums, & similar products	1	D	D	D	—	D	—	D	D	D	—	—
2656	Sanitary food containers	—	—	—	—	—	—	—	—	—	—	—	—
2657	Folding paperboard boxes	7	D	D	D	D	—	—	D	D	D	D	D
267	Miscellaneous converted paper products	12	18 136	573	2	231	65	280	16 985	177	34	72	71
2671	Paper—coated & laminated, packaging	1	D	D	—	—	—	—	D	D	—	—	D
2672	Paper—coated & laminated, nec	—	—	—	—	—	—	—	—	—	—	—	—
2673	Bags—plastics, laminated, & coated	2	D	D	—	—	—	—	D	D	D	D	D
2674	Bags—uncoated paper & multiwall	1	D	D	—	D	D	—	D	—	—	—	—
2675	Die-cut paper & board	—	—	—	—	—	—	—	—	—	—	—	—
2676	Sanitary paper products	3	1 710	58	—	94	2	77	1 479	5	—	—	5
2677	Envelopes	—	—	—	—	—	—	—	—	—	—	—	—
2678	Stationery products	1	D	D	—	—	—	—	D	—	—	—	—
2679	Converted paper products, nec	4	9 443	265	2	37	13	203	8 923	7	—	4	3

**Table 5. Cost of Materials and Capital Expenditures for Plant and Equipment by Industry Group and Industry: 1997—Con.**

[Detail may not add to total because of rounding. For meaning of abbreviations and symbols, see introductory text. For explanation of terms, see Appendix A]

SIC code	Industry	Establishments (number)	Cost of materials and services used							Capital expenditures			
			Total (\$1,000)	Electricity (\$1,000)	Fuels consumed (\$1,000)	Contract labor for production (\$1,000)	Contract work (\$1,000)	Resales (\$1,000)	Materials, parts, containers, and supplies (\$1,000)	Total (\$1,000)	New buildings and other structures (\$1,000)	New machinery and equipment (\$1,000)	Used buildings and machinery (\$1,000)
<b>27</b>	<b>Printing &amp; publishing .....</b>	<b>208</b>	<b>283 899</b>	<b>14 144</b>	<b>1 184</b>	<b>7 531</b>	<b>6 912</b>	<b>6 035</b>	<b>248 093</b>	<b>27 054</b>	<b>901</b>	<b>18 850</b>	<b>7 303</b>
271	Newspapers .....	26	172 113	8 812	151	4 997	4 254	4 013	149 886	16 011	—	12 042	3 969
2711	Newspapers .....	26	172 113	8 812	151	4 997	4 254	4 013	149 886	16 011	—	12 042	3 969
272	Periodicals .....	14	4 443	294	12	110	97	83	3 847	202	—	150	52
2721	Periodicals .....	14	4 443	294	12	110	97	83	3 847	202	—	150	52
273	Books .....	5	683	51	—	2	4	9	617	37	23	4	10
2731	Book publishing .....	4	D	D	—	D	D	D	D	D	D	D	D
2732	Book printing .....	1	D	D	—	—	—	—	D	—	—	—	—
274	Miscellaneous publishing .....	8	D	D	D	D	D	D	D	D	—	D	D
2741	Miscellaneous publishing .....	8	D	D	D	D	D	D	D	D	—	D	D
275	Commercial printing .....	148	76 760	3 715	632	1 973	1 210	885	68 345	10 260	878	6 532	2 850
2752	Commercial printing, lithographic .....	91	45 099	2 067	399	1 495	803	570	39 765	5 012	49	4 258	705
2754	Commercial printing, gravure .....	8	5 500	292	9	44	22	8	5 125	2 114	12	836	1 266
2759	Commercial printing, nec .....	49	26 161	1 356	224	434	385	307	23 455	3 134	817	1 438	879
276	Manifold business forms .....	3	D	D	D	D	D	D	D	D	—	—	D
2761	Manifold business forms .....	3	D	D	D	D	D	D	D	D	—	—	D
277	Greeting cards .....	—	—	—	—	—	—	—	—	—	—	—	—
2771	Greeting cards .....	—	—	—	—	—	—	—	—	—	—	—	—
278	Blankbooks & bookbinding .....	1	D	D	D	D	D	D	D	—	—	—	—
2782	Blankbooks & looseleaf binders .....	—	—	—	—	—	—	—	—	—	—	—	—
2789	Bookbinding & related work .....	1	D	D	D	D	D	D	D	—	—	—	—
279	Printing trade services .....	3	532	28	7	11	26	21	439	18	—	14	4
2791	Typesetting .....	—	—	—	—	—	—	—	—	—	—	—	—
2796	Platemaking services .....	3	532	28	7	11	26	21	439	18	—	14	4
<b>28</b>	<b>Chemicals &amp; allied products .....</b>	<b>186</b>	<b>3 918 796</b>	<b>164 046</b>	<b>19 723</b>	<b>54 477</b>	<b>44 955</b>	<b>9 753</b>	<b>3 625 842</b>	<b>559 462</b>	<b>126 998</b>	<b>238 306</b>	<b>194 158</b>
281	Industrial inorganic chemicals .....	10	D	D	D	D	D	D	D	D	D	D	D
2812	Alkalies & chlorine .....	—	—	—	—	—	—	—	—	—	—	—	—
2813	Industrial gases .....	—	—	—	—	—	—	—	—	—	—	—	—
2816	Inorganic pigments .....	1	D	D	—	—	—	—	D	D	—	—	D
2819	Industrial inorganic chemicals, nec .....	9	D	D	D	D	D	D	D	D	D	D	D
282	Plastics materials & synthetics .....	22	81 441	5 546	424	1 091	683	1 331	72 366	20 066	7 010	9 618	3 438
2821	Plastics materials & resins .....	20	D	D	D	D	D	D	D	D	D	D	D
2822	Synthetic rubber .....	—	—	—	—	—	—	—	—	—	—	—	—
2823	Cellulosic manmade fibers .....	1	D	D	—	—	—	—	D	D	—	—	—
2824	Organic fibers, noncellulosic .....	1	D	D	D	D	D	—	D	D	D	D	—
283	Drugs .....	92	3 503 269	143 677	18 342	48 823	41 382	5 924	3 245 121	461 206	90 134	200 352	170 720
2833	Medicinals & botanicals .....	8	292 081	14 335	2 651	13 148	5 489	1 563	254 895	11 588	192	11 126	270
2834	Pharmaceutical preparations .....	77	3 066 240	122 211	14 561	32 972	32 706	3 487	2 860 303	438 866	87 013	183 889	167 964
2835	Diagnostic substances .....	6	D	D	D	D	D	D	D	D	D	D	D
2836	Biological products, except diagnostic .....	1	D	D	—	—	—	—	D	D	—	—	—
284	Soaps, cleaners, & toilet goods .....	27	150 538	5 586	353	1 294	362	134	142 809	30 811	7 774	15 502	7 535
2841	Soap & other detergents .....	7	6 459	423	53	129	125	100	5 629	368	83	110	175
2842	Polishes & sanitation goods .....	4	D	D	—	D	D	D	D	D	D	D	D
2843	Surface active agents .....	1	D	D	—	D	—	—	D	D	—	—	D
2844	Toilet preparations .....	15	126 717	4 666	300	594	40	23	121 094	29 213	7 028	14 890	7 295
285	Paints & allied products .....	12	22 669	1 151	268	101	311	640	20 198	25 030	15 882	1 628	7 520
2851	Paints & allied products .....	12	22 669	1 151	268	101	311	640	20 198	25 030	15 882	1 628	7 520
286	Industrial organic chemicals .....	—	—	—	—	—	—	—	—	—	—	—	—
2861	Gum & wood chemicals .....	—	—	—	—	—	—	—	—	—	—	—	—
2865	Cyclic crudes & intermediates .....	—	—	—	—	—	—	—	—	—	—	—	—
2869	Industrial organic chemicals, nec .....	—	—	—	—	—	—	—	—	—	—	—	—
287	Agricultural chemicals .....	5	D	D	D	D	D	—	D	D	D	D	D
2873	Nitrogenous fertilizers .....	1	D	D	—	—	—	—	D	D	—	D	—
2874	Phosphatic fertilizers .....	1	D	D	D	—	—	—	D	D	D	D	D
2875	Fertilizers, mixing only .....	2	D	D	—	—	—	—	D	D	—	D	—
2879	Agricultural chemicals, nec .....	1	D	D	—	D	D	—	D	D	D	—	D
289	Miscellaneous chemical products .....	18	85 575	3 780	271	1 250	302	725	79 247	11 573	1 598	7 816	2 159
2891	Adhesives & sealants .....	7	D	D	D	D	D	D	D	D	D	D	D
2892	Explosives .....	—	—	—	—	—	—	—	—	—	—	—	—
2893	Printing ink .....	1	D	D	D	D	D	D	D	D	D	D	D
2895	Carbon black .....	—	—	—	—	—	—	—	—	—	—	—	—
2899	Chemical preparations, nec .....	10	D	D	D	D	D	—	D	D	D	D	D
<b>29</b>	<b>Petroleum &amp; coal products .....</b>	<b>28</b>	<b>378 763</b>	<b>24 320</b>	<b>42 229</b>	<b>13 336</b>	<b>21 253</b>	<b>125 620</b>	<b>152 005</b>	<b>15 878</b>	<b>447</b>	<b>11 599</b>	<b>3 832</b>
291	Petroleum refining .....	9	270 592	22 820	37 929	12 515	13 544	125 280	58 504	11 339	151	7 381	3 807
2911	Petroleum refining .....	9	270 592	22 820	37 929	12 515	13 544	125 280	58 504	11 339	151	7 381	3 807
295	Asphalt paving & roofing materials .....	16	D	D	D	D	D	—	D	D	D	D	—
2951	Asphalt paving mixtures & blocks .....	15	D	D	D	D	D	—	D	D	D	D	—
2952	Asphalt felts & coatings .....	1	D	D	D	—	—	—	D	D	D	D	—
299	Miscellaneous petroleum & coal products .....	3	D	D	—	D	D	D	D	D	—	D	D
2992	Lubricating oils & greases .....	2	D	—	—	D	D	—	D	D	—	D	—
2999	Petroleum & coal products, nec .....	1	D	D	—	D	D	D	D	D	—	—	D



**Table 5. Cost of Materials and Capital Expenditures for Plant and Equipment by Industry Group and Industry: 1997—Con.**

[Detail may not add to total because of rounding. For meaning of abbreviations and symbols, see introductory text. For explanation of terms, see Appendix A]

SIC code	Industry	Estab-lish-ments (number)	Cost of materials and services used							Capital expenditures			
			Total (\$1,000)	Elec-tricity (\$1,000)	Fuels con-sumed (\$1,000)	Contract labor for pro-duction (\$1,000)	Contract work (\$1,000)	Resales (\$1,000)	Materials, parts, containers, and supplies (\$1,000)	Total (\$1,000)	New buildings and other structures (\$1,000)	New machinery and equipment (\$1,000)	Used buildings and machinery (\$1,000)
<b>30</b>	<b>Rubber &amp; miscellaneous plastics products</b>	<b>71</b>	<b>235 817</b>	<b>34 651</b>	<b>1 048</b>	<b>6 886</b>	<b>1 171</b>	<b>4 993</b>	<b>187 068</b>	<b>21 017</b>	<b>2 962</b>	<b>15 184</b>	<b>2 871</b>
301	Tires & inner tubes	3	2 911	223	--	--	344	--	2 344	196	--	70	126
3011	Tires & inner tubes	3	2 911	223	--	--	344	--	2 344	196	--	70	126
302	Rubber & plastics footwear	--	--	--	--	--	--	--	--	--	--	--	--
3021	Rubber & plastics footwear	--	--	--	--	--	--	--	--	--	--	--	--
305	Hose & belting & gaskets & packing	2	D	D	--	--	--	D	D	D	--	--	D
3052	Rubber & plastics hose & belting	--	--	--	--	--	--	--	--	--	--	--	--
3053	Gaskets, packing & sealing devices	2	D	D	--	--	--	D	D	D	--	--	D
306	Fabricated rubber products, nec	2	D	D	--	--	--	--	D	D	--	D	--
3061	Mechanical rubber goods	--	--	--	--	--	--	--	--	--	--	--	--
3069	Fabricated rubber products, nec	2	D	D	--	--	--	--	D	D	--	D	--
308	Miscellaneous plastics products, nec	64	227 116	34 147	1 048	6 886	827	4 300	179 908	20 297	2 962	14 960	2 375
3081	Unsupported plastics film & sheet	--	--	--	--	--	--	--	--	--	--	--	--
3082	Unsupported plastics profile shapes	--	--	--	--	--	--	--	--	--	--	--	--
3083	Laminated plastics plate & sheet	4	D	D	--	D	--	--	D	D	D	D	D
3084	Plastics pipe	--	--	--	--	--	--	--	--	--	--	--	--
3085	Plastics bottles	14	70 027	10 212	516	1 492	20	2 363	55 424	8 043	1 688	6 338	17
3086	Plastics foam products	5	D	D	D	D	D	--	D	D	D	D	D
3087	Custom compound purchased resins	--	--	--	--	--	--	--	--	--	--	--	--
3088	Plastics plumbing fixtures	--	--	--	--	--	--	--	--	--	--	--	--
3089	Plastics products, nec	41	120 579	21 436	498	4 033	499	1 937	92 176	7 526	309	5 980	1 237
<b>31</b>	<b>Leather &amp; leather products</b>	<b>25</b>	<b>205 236</b>	<b>3 003</b>	<b>236</b>	<b>9 014</b>	<b>144</b>	<b>561</b>	<b>192 278</b>	<b>2 821</b>	<b>146</b>	<b>2 660</b>	<b>15</b>
311	Leather tanning & finishing	--	--	--	--	--	--	--	--	--	--	--	--
3111	Leather tanning & finishing	--	--	--	--	--	--	--	--	--	--	--	--
313	Footwear cut stock	--	--	--	--	--	--	--	--	--	--	--	--
3131	Footwear cut stock & findings	--	--	--	--	--	--	--	--	--	--	--	--
314	Footwear, except rubber	15	180 329	2 425	236	8 676	144	72	168 776	2 448	9	2 424	15
3142	House slippers	1	D	D	--	D	--	--	D	D	--	--	--
3143	Men's footwear, except athletic	10	D	D	D	D	D	D	D	D	--	D	D
3144	Women's footwear, except athletic	2	D	D	--	D	--	--	D	D	D	D	--
3149	Footwear, except rubber, nec	2	D	D	--	D	--	--	D	D	--	D	--
315	Leather gloves & mittens	--	--	--	--	--	--	--	--	--	--	--	--
3151	Leather gloves & mittens	--	--	--	--	--	--	--	--	--	--	--	--
316	Luggage	1	D	D	--	D	--	--	D	--	--	--	--
3161	Luggage	1	D	D	--	D	--	--	D	--	--	--	--
317	Handbags & personal leather goods	5	D	D	--	D	--	--	D	D	--	D	--
3171	Women's handbags & purses	1	D	D	--	--	--	--	D	--	--	--	--
3172	Personal leather goods, nec	4	D	D	--	D	--	--	D	D	--	D	--
319	Leather goods, nec	4	D	D	--	D	--	D	D	D	D	D	--
3199	Leather goods, nec	4	D	D	--	D	--	D	D	D	D	D	--
<b>32</b>	<b>Stone, clay, &amp; glass products</b>	<b>159</b>	<b>160 728</b>	<b>28 227</b>	<b>7 019</b>	<b>6 091</b>	<b>1 755</b>	<b>882</b>	<b>116 754</b>	<b>51 729</b>	<b>5 824</b>	<b>35 328</b>	<b>10 577</b>
321	Flat glass	2	D	D	--	--	--	--	D	--	--	--	--
3211	Flat glass	2	D	D	--	--	--	--	D	--	--	--	--
322	Glass & glassware, pressed or blown	--	--	--	--	--	--	--	--	--	--	--	--
3221	Glass containers	--	--	--	--	--	--	--	--	--	--	--	--
3229	Pressed & blown glass, nec	--	--	--	--	--	--	--	--	--	--	--	--
323	Products of purchased glass	6	D	D	D	D	D	D	D	D	D	D	D
3231	Products of purchased glass	6	D	D	D	D	D	D	D	D	D	D	D
324	Cement, hydraulic	1	D	D	D	D	D	D	D	D	D	D	--
3241	Cement, hydraulic	1	D	D	D	D	D	D	D	D	D	D	--
325	Structural clay products	1	D	D	D	D	D	D	--	--	--	--	--
3251	Brick & structural clay tile	1	D	D	D	D	D	D	--	--	--	--	--
3253	Ceramic wall & floor tile	--	--	--	--	--	--	--	--	--	--	--	--
3255	Clay refractories	--	--	--	--	--	--	--	--	--	--	--	--
3259	Structural clay products, nec	--	--	--	--	--	--	--	--	--	--	--	--
326	Pottery & related products	4	D	D	--	D	--	--	D	D	--	D	D
3261	Vitreous plumbing fixtures	1	D	D	--	--	--	--	D	--	--	--	--
3262	Vitreous china food utensils	--	--	--	--	--	--	--	--	--	--	--	--
3263	Fine earthenware food utensils	--	--	--	--	--	--	--	--	--	--	--	--
3264	Porcelain electrical supplies	--	--	--	--	--	--	--	--	--	--	--	--
3269	Pottery products, nec	3	189	14	--	51	4	--	120	113	--	2	111
327	Concrete, gypsum, & plaster products	110	99 420	18 091	6 540	2 799	1 521	171	70 298	36 997	5 489	24 373	7 135
3271	Concrete brick & block	34	11 072	1 183	94	853	70	45	8 827	1 597	445	1 068	84
3272	Concrete products, nec	27	42 997	11 753	5 616	179	1 073	25	24 351	20 535	1 887	12 514	6 134
3273	Ready-mixed concrete	49	45 351	5 155	830	1 767	378	101	37 120	14 865	3 157	10 791	917
3274	Lime	--	--	--	--	--	--	--	--	--	--	--	--
3275	Gypsum products	--	--	--	--	--	--	--	--	--	--	--	--
328	Cut stone & stone products	25	14 413	2 704	437	480	151	24	10 617	7 698	167	4 231	3 300
3281	Cut stone & stone products	25	14 413	2 704	437	480	151	24	10 617	7 698	167	4 231	3 300

**Table 5. Cost of Materials and Capital Expenditures for Plant and Equipment by Industry Group and Industry: 1997—Con.**

[Detail may not add to total because of rounding. For meaning of abbreviations and symbols, see introductory text. For explanation of terms, see Appendix A]

SIC code	Industry	Establishments (number)	Cost of materials and services used							Capital expenditures			
			Total (\$1,000)	Electricity (\$1,000)	Fuels consumed (\$1,000)	Contract labor for production (\$1,000)	Contract work (\$1,000)	Resales (\$1,000)	Materials, parts, containers, and supplies (\$1,000)	Total (\$1,000)	New buildings and other structures (\$1,000)	New machinery and equipment (\$1,000)	Used buildings and machinery (\$1,000)
<b>32</b>	<b>Stone, clay, &amp; glass products—Con.</b>												
329	Miscellaneous nonmetallic mineral products	10	9 317	1 194	36	2	1	32	8 052	757	41	693	23
3291	Abrasive products	1	D	D	—	—	—	—	D	D	—	D	—
3292	Asbestos products	—	—	—	—	—	—	—	—	—	—	—	—
3295	Minerals, ground or treated	—	—	—	—	—	—	—	—	—	—	—	—
3296	Mineral wool	—	—	—	—	—	—	—	—	—	—	—	—
3297	Nonclay refractories	—	—	—	—	—	—	—	—	—	—	—	—
3299	Nonmetallic mineral products, nec	9	D	D	D	D	D	D	D	D	D	D	D
<b>33</b>	<b>Primary metal industries</b>	<b>24</b>	<b>36 890</b>	<b>2 129</b>	<b>155</b>	<b>83</b>	<b>183</b>	<b>146</b>	<b>34 194</b>	<b>3 749</b>	<b>85</b>	<b>774</b>	<b>2 890</b>
331	Blast furnace & basic steel products	8	23 367	1 164	108	30	183	146	21 736	3 513	85	565	2 863
3312	Blast furnaces & steel mills	4	8 416	275	—	4	5	—	8 132	1 846	85	152	1 609
3313	Electrometallurgical products	—	—	—	—	—	—	—	—	—	—	—	—
3315	Steel wire & related products	4	14 951	889	108	26	178	146	13 604	1 667	—	413	1 254
3316	Cold finishing of steel shapes	—	—	—	—	—	—	—	—	—	—	—	—
3317	Steel pipe & tubes	—	—	—	—	—	—	—	—	—	—	—	—
332	Iron & steel foundries	—	—	—	—	—	—	—	—	—	—	—	—
3321	Gray iron foundries	—	—	—	—	—	—	—	—	—	—	—	—
3322	Malleable iron foundries	—	—	—	—	—	—	—	—	—	—	—	—
3324	Steel investment foundries	—	—	—	—	—	—	—	—	—	—	—	—
3325	Steel foundries, nec	—	—	—	—	—	—	—	—	—	—	—	—
333	Primary nonferrous metals	—	—	—	—	—	—	—	—	—	—	—	—
3331	Primary copper	—	—	—	—	—	—	—	—	—	—	—	—
3334	Primary aluminum	—	—	—	—	—	—	—	—	—	—	—	—
3339	Primary nonferrous metals, nec	—	—	—	—	—	—	—	—	—	—	—	—
334	Secondary nonferrous metals	3	D	D	—	D	—	—	D	D	—	D	—
3341	Secondary nonferrous metals	3	D	D	—	D	—	—	D	D	—	D	—
335	Nonferrous rolling & drawing	2	D	D	—	—	—	—	D	D	—	D	—
3351	Copper rolling & drawing	—	—	—	—	—	—	—	—	—	—	—	—
3353	Aluminum sheet, plate, & foil	—	—	—	—	—	—	—	—	—	—	—	—
3354	Aluminum extruded products	2	D	D	—	—	—	—	D	D	—	D	—
3355	Aluminum rolling & drawing, nec	—	—	—	—	—	—	—	—	—	—	—	—
3356	Nonferrous rolling & drawing, nec	—	—	—	—	—	—	—	—	—	—	—	—
3357	Nonferrous wire drawing & insulating	—	—	—	—	—	—	—	—	—	—	—	—
336	Nonferrous foundries (castings)	1	D	D	D	—	—	—	D	D	—	D	D
3363	Aluminum die-castings	1	D	D	D	—	—	—	D	D	—	D	D
3364	Nonferrous die-casting, except aluminum	—	—	—	—	—	—	—	—	—	—	—	—
3365	Aluminum foundries	—	—	—	—	—	—	—	—	—	—	—	—
3366	Copper foundries	—	—	—	—	—	—	—	—	—	—	—	—
3369	Nonferrous foundries, nec	—	—	—	—	—	—	—	—	—	—	—	—
339	Miscellaneous primary metal products	10	5 501	490	1	50	—	—	4 960	29	—	5	24
3398	Metal heat treating	1	D	D	—	D	—	—	D	—	—	—	—
3399	Primary metal products, nec	9	D	D	D	D	—	—	D	D	—	D	D
<b>34</b>	<b>Fabricated metal products</b>	<b>229</b>	<b>213 587</b>	<b>9 982</b>	<b>3 318</b>	<b>4 973</b>	<b>3 199</b>	<b>3 112</b>	<b>189 003</b>	<b>17 724</b>	<b>4 173</b>	<b>10 578</b>	<b>2 973</b>
341	Metal cans & shipping containers	10	65 723	3 439	1 661	473	99	1 381	58 670	2 501	703	1 320	478
3411	Metal cans	10	65 723	3 439	1 661	473	99	1 381	58 670	2 501	703	1 320	478
3412	Metal barrels, drums, & pails	—	—	—	—	—	—	—	—	—	—	—	—
342	Cutlery, handtools, & hardware	4	2 260	172	42	—	—	—	2 046	918	41	698	179
3421	Cutlery	1	D	D	—	—	—	—	D	D	—	D	D
3423	Hand & edge tools, nec	1	D	D	—	—	—	—	D	D	—	D	—
3425	Hand saws & saw blades	—	—	—	—	—	—	—	—	—	—	—	—
3429	Hardware, nec	2	D	D	D	—	—	—	D	D	—	D	D
343	Plumbing & heating, except electric	5	1 337	60	7	54	—	—	1 216	279	—	29	250
3431	Metal sanitary ware	—	—	—	—	—	—	—	—	—	—	—	—
3432	Plumbing fittings & brass goods	—	—	—	—	—	—	—	—	—	—	—	—
3433	Heating equipment, except electric	5	1 337	60	7	54	—	—	1 216	279	—	29	250
344	Fabricated structural metal products	156	122 681	5 054	1 370	4 118	2 735	1 576	107 828	6 534	2 522	3 064	948
3441	Fabricated structural metal	14	20 378	600	29	366	37	85	19 261	881	250	590	41
3442	Metal doors, sash, & trim	60	62 095	2 842	663	2 826	2 330	1 050	52 384	2 038	497	997	544
3443	Fabricated plate work, boiler shops	9	5 697	238	52	208	228	121	4 850	137	65	9	63
3444	Sheet metal work	16	16 347	329	139	56	62	51	15 710	832	81	731	20
3446	Architectural metal work	42	10 354	458	39	333	58	242	9 224	1 900	1 464	350	86
3448	Prefabricated metal buildings	—	—	—	—	—	—	—	—	—	—	—	—
3449	Miscellaneous metal work	15	7 810	587	448	329	20	27	6 399	746	165	387	194
345	Screw machine products, bolts, etc	16	2 323	207	32	22	13	1	2 048	409	224	72	113
3451	Screw machine products	3	496	23	9	—	—	—	464	37	32	—	5
3452	Bolts, nuts, rivets, & washers	13	1 827	184	23	22	13	1	1 584	372	192	72	108
346	Metal forgings & stampings	8	4 296	173	—	75	—	61	3 987	712	350	31	331
3462	Iron & steel forgings	1	D	D	—	—	—	—	D	D	—	D	D
3463	Nonferrous forgings	—	—	—	—	—	—	—	—	—	—	—	—
3465	Automotive stampings	—	—	—	—	—	—	—	—	—	—	—	—
3466	Crowns & closures	—	—	—	—	—	—	—	—	—	—	—	—
3469	Metal stampings, nec	7	D	D	—	D	—	D	D	D	—	D	D
347	Metal services, nec	14	6 312	417	76	43	78	—	5 698	5 362	320	5 037	5
3471	Plating & polishing	14	6 312	417	76	43	78	—	5 698	5 362	320	5 037	5
3479	Metal coating & allied services	—	—	—	—	—	—	—	—	—	—	—	—
348	Ordnance & accessories, nec	—	—	—	—	—	—	—	—	—	—	—	—
3482	Small arms ammunition	—	—	—	—	—	—	—	—	—	—	—	—

**Table 5. Cost of Materials and Capital Expenditures for Plant and Equipment by Industry Group and Industry: 1997—Con.**

[Detail may not add to total because of rounding. For meaning of abbreviations and symbols, see introductory text. For explanation of terms, see Appendix A]

SIC code	Industry	Estab-lish-ments (number)	Cost of materials and services used							Capital expenditures			
			Total (\$1,000)	Elec-tricity (\$1,000)	Fuels con-sumed (\$1,000)	Contract labor for pro-duction (\$1,000)	Contract work (\$1,000)	Resales (\$1,000)	Materials, parts, containers, and supplies (\$1,000)	Total (\$1,000)	New buildings and other structures (\$1,000)	New machinery and equipment (\$1,000)	Used buildings and machinery (\$1,000)
<b>34</b>	<b>Fabricated metal products—Con.</b>												
348	Ordnance & accessories, nec—Con.												
3483	Ammunition, except small arms, nec												
3484	Small arms												
3489	Ordnance & accessories, nec												
349	Miscellaneous fabricated metal products	16	8 655	460	130	188	274	93	7 510	1 009	13	327	669
3491	Industrial valves	1	D	D	D	D	D	D	D				
3492	Fluid power valves & hose fittings												
3493	Steel springs, except wire												
3494	Valves & pipe fittings, nec	2	D	D					D	D		D	D
3495	Wire springs												
3496	Miscellaneous fabricated wire products	4	1 254	34	5	117		20	1 078	99	10	84	5
3497	Metal foil & leaf												
3498	Fabricated pipe & fittings												
3499	Fabricated metal products, nec	9	3 828	187	15	15	58	13	3 540	876	3	226	647
<b>35</b>	<b>Industrial machinery &amp; equipment</b>	<b>78</b>	<b>261 965</b>	<b>6 755</b>	<b>5</b>	<b>5 595</b>	<b>7 619</b>	<b>570</b>	<b>241 421</b>	<b>13 382</b>	<b>9 805</b>	<b>3 088</b>	<b>489</b>
351	Engines & turbines												
3511	Turbines & turbine generator sets												
3519	Internal combustion engines, nec												
352	Farm & garden machinery	2	D	D					D	D	D		
3523	Farm machinery & equipment	1	D	D					D	D	D		
3524	Lawn & garden equipment	1	D	D					D				
353	Construction & related machinery	3	D	D					D	D			D
3531	Construction machinery	1	D	D					D	D			D
3532	Mining machinery												
3533	Oil field machinery												
3534	Elevators & moving stairways												
3535	Conveyors & conveying equipment	1	D	D					D				
3536	Hoists, cranes, & monorails												
3537	Industrial trucks & tractors	1	D	D					D				
354	Metalworking machinery	25	11 618	247	1	326	74	143	10 827	97	1	96	
3541	Machine tools, metal cutting types												
3542	Machine tools, metal forming types												
3543	Industrial patterns												
3544	Special dies, tools, jigs, & fixtures	16	1 476	62		19	4		1 391				
3545	Machine tool accessories	3	D	D		D			D	D		D	
3546	Power-driven handtools	2	D	D					D				
3547	Rolling mill machinery												
3548	Welding apparatus												
3549	Metalworking machinery, nec	4	D	D	D		D	D	D	D	D	D	
355	Special industry machinery	4	325	10					315				
3552	Textile machinery												
3553	Woodworking machinery	1	D	D					D				
3554	Paper industries machinery												
3555	Printing trades machinery												
3556	Food products machinery	3	D	D					D				
3559	Special industry machinery, nec												
356	General industrial machinery	7	D	D		D			D	D	D	D	D
3561	Pumps & pumping equipment												
3562	Ball & roller bearings	1	D	D		D			D				
3563	Air & gas compressors												
3564	Blowers & fans	1	D	D					D				
3565	Packaging machinery	1	D	D					D				
3566	Speed changers, drives, & gears												
3567	Industrial furnaces & ovens												
3568	Power transmission equipment, nec												
3569	General industrial machinery, nec	4	D	D					D	D	D	D	D
357	Computer & office equipment	10	D	D	D	D	D	D	D	D	D	D	D
3571	Electronic computers	4	6 024	166		19	10	100	5 729	72			72
3572	Computer storage devices	1	D	D		D	D		D				
3575	Computer terminals												
3577	Computer peripheral equipment, nec	2	D	D	D	D	D		D	D	D	D	
3578	Calculating & accounting equipment												
3579	Office machines, nec	3	D	D		D	D	D	D	D	D	D	
358	Refrigeration & service machinery	11	D	D		D	D	D	D	D	D	D	D
3581	Automatic merchandising machines												
3582	Commercial laundry equipment												
3585	Refrigeration & heating equipment	9	D	D		D		D	D	D	D	D	D
3586	Measuring & dispensing pumps												
3589	Service industry machinery, nec	2	D	D			D		D	D	D	D	
359	Industrial machinery, nec	16	1 532	113		11	6		1 402	52	7	15	30
3592	Carburetors, pistons, rings, & valves												
3593	Fluid power cylinders & actuators												
3594	Fluid power pumps & motors												
3596	Scales & balances, except laboratory												

**Table 5. Cost of Materials and Capital Expenditures for Plant and Equipment by Industry Group and Industry: 1997—Con.**

[Detail may not add to total because of rounding. For meaning of abbreviations and symbols, see introductory text. For explanation of terms, see Appendix A]

SIC code	Industry	Establishments (number)	Cost of materials and services used							Capital expenditures			
			Total (\$1,000)	Electricity (\$1,000)	Fuels consumed (\$1,000)	Contract labor for production (\$1,000)	Contract work (\$1,000)	Resales (\$1,000)	Materials, parts, containers, and supplies (\$1,000)	Total (\$1,000)	New buildings and other structures (\$1,000)	New machinery and equipment (\$1,000)	Used buildings and machinery (\$1,000)
<b>35</b>	<b>Industrial machinery &amp; equipment—Con.</b>												
359	Industrial machinery, nec—Con.												
3599	Industrial machinery, nec .....	16	1 532	113	—	11	6	—	1 402	52	7	15	30
<b>36</b>	<b>Electronic &amp; other electric equipment .....</b>	<b>87</b>	<b>1 470 920</b>	<b>37 619</b>	<b>2 472</b>	<b>9 952</b>	<b>4 884</b>	<b>2 316</b>	<b>1 413 677</b>	<b>133 902</b>	<b>18 503</b>	<b>96 273</b>	<b>19 126</b>
361	Electric distribution equipment.....	22	159 492	6 326	650	879	58	66	151 513	12 541	—	11 752	789
3612	Transformers .....	7	55 580	2 492	650	9	44	66	52 319	6 408	—	5 621	787
3613	Switchgear & switchboard apparatus .....	15	103 912	3 834	—	870	14	—	99 194	6 133	—	6 131	2
362	Electrical industrial apparatus .....	3	D	D	—	D	D	—	D	D	D	D	D
3621	Motors & generators .....	—	—	—	—	—	—	—	—	—	—	—	—
3624	Carbon & graphite products .....	—	—	—	—	—	—	—	—	—	—	—	—
3625	Relays & industrial controls .....	2	D	D	—	D	D	—	D	D	D	D	D
3629	Electrical industrial apparatus, nec .....	1	D	D	—	—	—	—	D	D	—	D	—
363	Household appliances.....	1	D	D	—	—	D	—	D	D	D	—	—
3631	Household cooking equipment .....	—	—	—	—	—	—	—	—	—	—	—	—
3632	Household refrigerators & freezers .....	—	—	—	—	—	—	—	—	—	—	—	—
3633	Household laundry equipment.....	—	—	—	—	—	—	—	—	—	—	—	—
3634	Electric housewares & fans .....	—	—	—	—	—	—	—	—	—	—	—	—
3635	Household vacuum cleaners .....	—	—	—	—	—	—	—	—	—	—	—	—
3639	Household appliances, nec .....	1	D	D	—	—	D	—	D	D	D	—	—
364	Electric lighting & wiring equipment .....	21	188 146	5 974	2	277	61	538	181 294	24 930	3 538	18 214	3 178
3641	Electric lamps .....	2	D	D	—	—	—	D	D	D	—	D	—
3643	Current-carrying wiring devices .....	10	145 255	4 871	2	4	—	—	140 378	18 241	738	14 325	3 178
3644	Noncurrent-carrying wiring devices .....	1	D	D	—	D	D	—	D	D	—	D	—
3645	Residential lighting fixtures .....	6	D	D	—	D	D	—	D	D	D	D	—
3646	Commercial lighting fixtures .....	—	—	—	—	—	—	—	—	—	—	—	—
3647	Vehicular lighting equipment .....	—	—	—	—	—	—	—	—	—	—	—	—
3648	Lighting equipment, nec .....	2	D	D	—	—	—	D	D	D	—	D	—
365	Household audio & video equipment .....	2	D	D	—	D	D	—	D	D	D	D	—
3651	Household audio & video equipment .....	—	—	—	—	—	—	—	—	—	—	—	—
3652	Prerecorded records & tapes .....	2	D	D	—	D	D	—	D	D	D	D	—
366	Communications equipment .....	9	398 230	5 191	259	3 184	1 622	218	387 756	29 057	607	16 485	11 965
3661	Telephone & telegraph apparatus.....	5	D	D	D	D	D	D	D	D	D	D	D
3663	Radio & TV communications equipment .....	3	D	D	—	D	D	—	D	D	D	D	—
3669	Communications equipment, nec .....	1	D	D	—	—	—	—	D	D	—	D	—
367	Electronic components & accessories.....	26	620 367	17 046	1 561	5 467	2 797	1 494	592 002	54 893	12 861	38 855	3 177
3671	Electron tubes .....	2	D	D	—	—	—	—	D	D	—	D	—
3672	Printed circuit boards .....	6	147 713	7 217	399	2 504	955	252	136 386	27 902	11 876	16 026	—
3674	Semiconductors & related devices .....	1	D	D	—	—	—	—	D	D	—	D	—
3675	Electronic capacitors .....	—	—	—	—	—	—	—	—	—	—	—	—
3676	Electronic resistors .....	—	—	—	—	—	—	—	—	—	—	—	—
3677	Electronic coils & transformers .....	4	85 495	1 446	234	1 767	543	163	81 342	4 793	76	1 540	3 177
3678	Electronic connectors .....	—	—	—	—	—	—	—	—	—	—	—	—
3679	Electronic components, nec.....	13	361 708	7 376	928	1 196	1 299	1 079	349 830	19 790	909	18 881	—
369	Miscellaneous electrical equipment & supplies .....	3	D	D	—	—	—	—	D	D	—	D	—
3691	Storage batteries .....	1	D	D	—	—	—	—	D	D	—	D	—
3692	Primary batteries, dry & wet.....	—	—	—	—	—	—	—	—	—	—	—	—
3694	Engine electrical equipment.....	1	D	D	—	—	—	—	D	D	—	D	—
3695	Magnetic & optical recording media .....	—	—	—	—	—	—	—	—	—	—	—	—
3699	Electrical equipment & supplies, nec .....	1	D	D	—	—	—	—	D	—	—	—	—
<b>37</b>	<b>Transportation equipment .....</b>	<b>34</b>	<b>46 508</b>	<b>2 591</b>	<b>267</b>	<b>910</b>	<b>239</b>	<b>500</b>	<b>42 001</b>	<b>1 752</b>	<b>87</b>	<b>1 665</b>	<b>—</b>
371	Motor vehicles & equipment .....	20	40 472	2 435	266	144	239	450	36 938	1 713	87	1 626	—
3711	Motor vehicles & car bodies.....	2	D	D	—	D	—	D	D	D	D	D	—
3713	Truck & bus bodies .....	2	D	D	D	—	—	—	D	D	D	D	—
3714	Motor vehicle parts & accessories .....	16	33 547	2 322	263	118	239	208	30 397	1 677	77	1 600	—
3715	Truck trailers .....	—	—	—	—	—	—	—	—	—	—	—	—
3716	Motor homes .....	—	—	—	—	—	—	—	—	—	—	—	—
372	Aircraft & parts .....	1	D	D	D	—	—	—	D	—	—	—	—
3721	Aircraft .....	—	—	—	—	—	—	—	—	—	—	—	—
3724	Aircraft engines & engine parts.....	—	—	—	—	—	—	—	—	—	—	—	—
3728	Aircraft parts & equipment, nec.....	1	D	D	D	—	—	—	D	—	—	—	—
373	Ship & boat building & repairing .....	11	D	D	—	D	—	—	D	D	—	D	—
3731	Ship building & repairing.....	2	D	D	—	D	—	—	D	D	—	D	—
3732	Boat building & repairing .....	9	D	D	—	D	—	—	D	D	—	D	—
374	Railroad equipment .....	—	—	—	—	—	—	—	—	—	—	—	—
3743	Railroad equipment .....	—	—	—	—	—	—	—	—	—	—	—	—
375	Motorcycles, bicycles, & parts .....	—	—	—	—	—	—	—	—	—	—	—	—
3751	Motorcycles, bicycles, & parts.....	—	—	—	—	—	—	—	—	—	—	—	—
376	Guided missiles, space vehicles, parts .....	—	—	—	—	—	—	—	—	—	—	—	—
3761	Guided missiles & space vehicles.....	—	—	—	—	—	—	—	—	—	—	—	—
3764	Space propulsion units & parts .....	—	—	—	—	—	—	—	—	—	—	—	—

**Table 5. Cost of Materials and Capital Expenditures for Plant and Equipment by Industry Group and Industry: 1997—Con.**

[Detail may not add to total because of rounding. For meaning of abbreviations and symbols, see introductory text. For explanation of terms, see Appendix A]

SIC code	Industry	Estab-lish-ments (number)	Cost of materials and services used							Capital expenditures			
			Total (\$1,000)	Elec-tricity (\$1,000)	Fuels con-sumed (\$1,000)	Contract labor for pro-duction (\$1,000)	Contract work (\$1,000)	Resales (\$1,000)	Materials, parts, containers, and supplies (\$1,000)	Total (\$1,000)	New buildings and other structures (\$1,000)	New machinery and equipment (\$1,000)	Used buildings and machinery (\$1,000)
<b>37</b>	<b>Transportation equipment—Con.</b>												
376	Guided missiles, space vehicles, parts—Con.												
3769	Space vehicle equipment, nec....	—	—	—	—	—	—	—	—	—	—	—	—
379	Miscellaneous transportation equipment .....	2	D	D	—	D	—	D	D	D	—	D	—
3792	Travel trailer & campers .....	—	—	—	—	—	—	—	—	—	—	—	—
3795	Tanks & tank components .....	—	—	—	—	—	—	—	—	—	—	—	—
3799	Transportation equipment, nec ...	2	D	D	—	D	—	D	D	D	—	D	—
<b>38</b>	<b>Instruments &amp; related products ....</b>	<b>64</b>	<b>556 012</b>	<b>19 348</b>	<b>4 885</b>	<b>12 470</b>	<b>7 365</b>	<b>4 482</b>	<b>507 462</b>	<b>41 799</b>	<b>1 575</b>	<b>37 661</b>	<b>2 563</b>
381	Search & navigation equipment ....	—	—	—	—	—	—	—	—	—	—	—	—
3812	Search & navigation equipment ..	—	—	—	—	—	—	—	—	—	—	—	—
382	Measuring & controlling devices ....	12	43 996	2 824	184	467	139	319	40 063	2 075	54	2 021	—
3821	Laboratory apparatus & furniture .	1	D	D	—	—	—	—	D	—	—	—	—
3822	Environmental controls .....	1	D	D	D	—	—	—	D	D	D	D	—
3823	Process control instruments .....	3	3 803	163	1	2	7	—	3 630	17	—	17	—
3824	Fluid meters & counting devices ..	1	D	D	—	—	—	—	D	D	—	D	—
3825	Instruments to measure electricity .....	2	D	D	—	—	—	—	D	D	—	D	—
3826	Analytical instruments .....	—	—	—	—	—	—	—	—	—	—	—	—
3827	Optical instruments & lenses .....	1	D	D	—	D	D	D	D	D	D	D	—
3829	Measuring & controlling devices, nec .....	3	D	D	—	D	—	—	D	D	—	D	—
384	Medical instruments & supplies .....	43	482 077	14 377	4 701	11 188	7 204	4 163	440 444	37 041	936	33 548	2 557
3841	Surgical & medical instruments ...	24	367 219	11 255	2 489	8 673	3 875	2 019	338 908	33 767	699	31 145	1 923
3842	Surgical appliances & supplies ...	19	114 858	3 122	2 212	2 515	3 329	2 144	101 536	3 274	237	2 403	634
3843	Dental equipment & supplies .....	—	—	—	—	—	—	—	—	—	—	—	—
3844	X-ray apparatus & tubes .....	—	—	—	—	—	—	—	—	—	—	—	—
3845	Electromedical equipment .....	—	—	—	—	—	—	—	—	—	—	—	—
385	Ophthalmic goods .....	8	D	D	—	D	D	—	D	D	D	D	D
3851	Ophthalmic goods .....	8	D	D	—	D	D	—	D	D	D	D	D
386	Photographic equipment & supplies .	—	—	—	—	—	—	—	—	—	—	—	—
3861	Photographic equipment & supplies .....	—	—	—	—	—	—	—	—	—	—	—	—
387	Watches, clocks, watchcases, & parts .....	1	D	D	—	—	—	—	D	D	—	D	—
3873	Watches, clocks, & watchcases ..	1	D	D	—	—	—	—	D	D	—	D	—
<b>39</b>	<b>Miscellaneous manufacturing industries .....</b>	<b>61</b>	<b>54 881</b>	<b>2 240</b>	<b>320</b>	<b>1 096</b>	<b>1 035</b>	<b>371</b>	<b>49 819</b>	<b>3 883</b>	<b>362</b>	<b>3 238</b>	<b>283</b>
391	Jewelry, silverware, & plated ware ..	12	17 607	553	—	151	364	—	16 539	2 325	189	2 021	115
3911	Jewelry, precious metal .....	11	D	D	—	D	D	—	D	D	D	D	D
3914	Silverware & plated ware .....	1	D	D	—	—	—	—	D	D	—	D	D
3915	Jewelers' materials & lapidary work .....	—	—	—	—	—	—	—	—	—	—	—	—
393	Musical instruments .....	—	—	—	—	—	—	—	—	—	—	—	—
3931	Musical instruments .....	—	—	—	—	—	—	—	—	—	—	—	—
394	Toys & sporting goods .....	4	D	D	—	D	D	D	D	D	D	D	—
3942	Dolls .....	—	—	—	—	—	—	—	—	—	—	—	—
3944	Games, toys, & children's vehicles .....	—	—	—	—	—	—	—	—	—	—	—	—
3949	Sporting & athletic goods, nec....	4	D	D	—	D	D	D	D	D	D	D	—
395	Pens, pencils, office, & art supplies .	1	D	D	—	—	—	—	D	—	—	—	—
3951	Pens & mechanical pencils .....	—	—	—	—	—	—	—	—	—	—	—	—
3952	Lead pencils & art goods .....	—	—	—	—	—	—	—	—	—	—	—	—
3953	Marking devices .....	1	D	D	—	—	—	—	D	—	—	—	—
3955	Carbon paper & inked ribbons....	—	—	—	—	—	—	—	—	—	—	—	—
396	Costume jewelry & notions .....	8	D	D	D	D	—	—	D	D	D	D	D
3961	Costume jewelry .....	6	D	D	D	D	—	—	D	D	D	D	D
3965	Fasteners, buttons, needles, & pins .....	2	D	D	—	D	—	—	D	D	D	D	—
399	Miscellaneous mfg. ....	36	21 622	790	197	876	665	370	18 724	417	101	314	2
3991	Brooms & brushes .....	1	D	D	—	—	—	—	D	—	—	—	—
3993	Signs & advertising displays .....	20	11 017	366	—	227	493	—	9 931	168	40	126	2
3995	Burial caskets .....	3	D	D	—	D	D	—	D	D	D	D	—
3996	Hard surface floor coverings .....	—	—	—	—	—	—	—	—	—	—	—	—
3999	Mfg industries, nec .....	12	8 075	331	197	327	166	370	6 684	60	5	55	—

**Table 6. Inventories by Stage of Fabrication by Industry Group and Industry: 1997**

[Detail may not add to total because of rounding. For meaning of abbreviations and symbols, see introductory text. For explanation of terms, see Appendix A]

SIC code	Industry	Establishments (number)	End of 1996				End of 1997			
			Total (\$1,000)	Finished products (\$1,000)	Work in process (\$1,000)	Materials, supplies, etc. (\$1,000)	Total (\$1,000)	Finished products (\$1,000)	Work in process (\$1,000)	Materials, supplies, etc. (\$1,000)
	<b>All manufacturing industries .....</b>	<b>2 092</b>	<b>4 366 760</b>	<b>1 081 643</b>	<b>1 070 701</b>	<b>2 214 416</b>	<b>4 293 533</b>	<b>951 909</b>	<b>1 094 298</b>	<b>2 247 326</b>
<b>20</b>	<b>Food &amp; kindred products .....</b>	<b>287</b>	<b>595 279</b>	<b>186 905</b>	<b>61 926</b>	<b>346 448</b>	<b>562 873</b>	<b>188 268</b>	<b>62 540</b>	<b>312 065</b>
201	Meat products .....	18	14 801	1 001	6 852	6 948	15 583	1 719	4 761	9 103
2011	Meat packing plants .....	7	5 255	449	1 700	3 106	6 097	647	266	5 184
2013	Sausages & other prepared meats .....	7	D	D	D	D	D	D	D	D
2015	Poultry & egg processing .....	4	D	D	D	D	D	D	D	D
202	Dairy products .....	22	26 870	9 115	4 129	13 626	26 843	9 280	4 031	13 532
2021	Creamery butter .....	—	—	—	—	—	—	—	—	—
2022	Cheese, natural & processed .....	5	D	D	D	D	D	D	D	D
2023	Condensed & evaporated milk .....	1	D	D	D	D	D	D	D	D
2024	Ice cream & frozen desserts .....	12	2 131	1 049	146	936	1 790	896	54	840
2026	Fluid milk .....	4	D	D	D	D	D	D	D	D
203	Preserved fruits & vegetables .....	36	26 189	16 964	1 559	7 666	22 250	15 348	1 036	5 866
2032	Canned specialties .....	1	D	D	—	—	D	D	—	—
2033	Canned fruits & vegetables .....	19	9 472	5 139	794	3 539	8 689	5 367	397	2 925
2034	Dehydrated fruits, vegetables, & soups .....	1	D	D	D	D	D	D	D	D
2035	Pickles, sauces, & salad dressings .....	1	D	D	D	D	D	D	D	D
2037	Frozen fruits & vegetables .....	4	D	D	D	D	D	D	D	D
2038	Frozen specialties, nec .....	10	4 560	1 487	417	2 656	4 363	1 889	341	2 133
204	Grain mill products .....	23	38 374	4 636	1 024	32 714	32 491	4 606	2 254	25 631
2041	Flour & other grain mill products .....	3	D	D	—	D	D	D	—	—
2043	Cereal breakfast foods .....	—	—	—	—	—	—	—	—	—
2044	Rice milling .....	1	D	D	—	D	D	D	—	D
2045	Blended & prepared flour .....	1	D	—	—	D	—	—	—	—
2046	Wet corn milling .....	—	—	—	—	—	—	—	—	—
2047	Dog & cat food .....	—	—	—	—	—	—	—	—	—
2048	Prepared feeds, nec .....	18	10 818	2 660	1 024	7 134	11 650	2 963	2 241	6 446
205	Bakery products .....	66	8 182	2 668	939	4 575	7 883	2 858	870	4 155
2051	Bread, cake, & related products .....	55	4 204	1 344	418	2 442	3 471	1 199	215	2 057
2052	Cookies & crackers .....	10	D	D	D	D	D	D	D	D
2053	Frozen bakery products, except bread .....	1	—	—	—	—	—	—	—	—
206	Sugar & confectionery products .....	18	26 333	8 920	3 509	13 904	27 228	8 939	3 923	14 366
2061	Raw cane sugar .....	—	—	—	—	—	—	—	—	—
2062	Cane sugar refining .....	—	—	—	—	—	—	—	—	—
2063	Beet sugar .....	1	D	D	—	D	D	D	—	D
2064	Candy & other confectionery products & chewing gum .....	17	D	D	D	D	D	D	D	D
2066	Chocolate & cocoa products .....	—	—	—	—	—	—	—	—	—
2067	Chewing gum .....	—	—	—	—	—	—	—	—	—
2068	Salted & roasted nuts & seeds .....	—	—	—	—	—	—	—	—	—
207	Fats & oils .....	3	8 504	3 937	125	4 442	7 044	2 379	638	4 027
2074	Cottonseed oil mills .....	—	—	—	—	—	—	—	—	—
2075	Soybean oil mills .....	1	D	D	—	D	D	D	—	D
2076	Vegetable oil mills, nec .....	—	—	—	—	—	—	—	—	—
2077	Animal & marine fats & oils .....	—	—	—	—	—	—	—	—	—
2079	Shortening & cooking oils .....	2	D	D	D	D	D	D	D	D
208	Beverages .....	49	383 106	110 916	41 918	230 272	347 695	112 756	42 360	192 579
2082	Malt beverages .....	2	D	D	D	D	D	D	D	D
2083	Malt .....	—	—	—	—	—	—	—	—	—
2084	Wines, brandy, & brandy spirits .....	1	D	D	D	D	D	D	D	D
2085	Distilled liquor, except brandy .....	3	D	D	D	D	D	D	D	D
2086	Bottled & canned soft drinks .....	30	35 711	11 435	5 674	18 602	38 078	12 495	5 317	20 266
2087	Flavoring extracts & syrups, nec .....	13	D	D	D	D	D	D	D	D
209	Miscellaneous food & kindred products .....	52	62 920	28 748	1 871	32 301	75 856	30 383	2 667	42 806
2091	Canned & cured seafood .....	2	D	D	—	D	D	D	—	D
2092	Fresh or frozen seafood .....	2	D	D	D	D	D	D	D	D
2095	Roasted coffee .....	9	8 382	3 092	1 428	3 862	10 472	3 126	2 207	5 139
2096	Potato chips & similar snacks .....	2	D	D	D	D	D	D	D	D
2097	Manufactured ice .....	24	707	247	94	366	716	259	106	351
2098	Macaroni & spaghetti .....	1	D	D	D	D	D	D	D	D
2099	Food preparations, nec .....	12	6 167	1 080	122	4 965	3 849	1 728	177	1 944
<b>21</b>	<b>Tobacco products .....</b>	<b>4</b>	<b>D</b>	<b>D</b>	<b>D</b>	<b>D</b>	<b>D</b>	<b>D</b>	<b>D</b>	<b>D</b>
211	Cigarettes .....	1	D	D	D	D	D	D	D	D
2111	Cigarettes .....	1	D	D	D	D	D	D	D	D
212	Cigars .....	3	D	D	D	D	D	D	D	D
2121	Cigars .....	3	D	D	D	D	D	D	D	D
213	Chewing & smoking tobacco .....	—	—	—	—	—	—	—	—	—
2131	Chewing & smoking tobacco .....	—	—	—	—	—	—	—	—	—
214	Tobacco stemming & redrying .....	—	—	—	—	—	—	—	—	—
2141	Tobacco stemming & redrying .....	—	—	—	—	—	—	—	—	—
<b>22</b>	<b>Textile mill products .....</b>	<b>20</b>	<b>13 392</b>	<b>3 275</b>	<b>3 931</b>	<b>6 186</b>	<b>10 118</b>	<b>1 686</b>	<b>2 913</b>	<b>5 519</b>
221	Broadwoven fabric mills, cotton .....	1	D	D	D	D	D	D	D	D
2211	Weaving mills, cotton .....	1	D	D	D	D	D	D	D	D
222	Broadwoven fabric mills, manmade fiber & silk .....	1	—	—	—	—	—	—	—	—
2221	Weaving mills, synthetics .....	1	—	—	—	—	—	—	—	—
223	Broadwoven fabric mills, wool .....	—	—	—	—	—	—	—	—	—
2231	Weaving & finishing mills, wool .....	—	—	—	—	—	—	—	—	—
224	Narrow fabric mills .....	—	—	—	—	—	—	—	—	—
2241	Narrow fabric mills .....	—	—	—	—	—	—	—	—	—
225	Knitting mills .....	8	9 465	2 253	3 190	4 022	6 104	727	2 145	3 232
2251	Women's hosiery, except socks .....	1	D	D	D	D	D	D	D	D
2252	Hosiery, nec .....	—	—	—	—	—	—	—	—	—
2253	Knit outerwear mills .....	7	D	D	D	D	D	D	D	D
2254	Knit underwear mills .....	—	—	—	—	—	—	—	—	—
2257	Circular knit fabric mills .....	—	—	—	—	—	—	—	—	—
2258	Lace & warp knit fabric mills .....	—	—	—	—	—	—	—	—	—

**Table 6. Inventories by Stage of Fabrication by Industry Group and Industry: 1997—Con.**

[Detail may not add to total because of rounding. For meaning of abbreviations and symbols, see introductory text. For explanation of terms, see Appendix A]

SIC code	Industry	Establishments (number)	End of 1996				End of 1997			
			Total (\$1,000)	Finished products (\$1,000)	Work in process (\$1,000)	Materials, supplies, etc. (\$1,000)	Total (\$1,000)	Finished products (\$1,000)	Work in process (\$1,000)	Materials, supplies, etc. (\$1,000)
<b>22</b>	<b>Textile mill products—Con.</b>									
225	Knitting mills—Con.									
2259	Knitting mills, nec	—	—	—	—	—	—	—	—	—
226	Textile finishing, except wool	3	D	D	D	D	D	D	D	D
2261	Finishing plants, cotton	2	D	D	D	D	D	D	D	D
2262	Finishing plants, synthetics	—	—	—	—	—	—	—	—	—
2269	Finishing plants, nec	1	D	—	D	D	D	—	D	D
227	Carpets & rugs	1	D	D	D	D	D	D	D	D
2273	Carpets & rugs	1	D	D	D	D	D	D	D	D
228	Yarn & thread mills	1	D	D	D	D	D	D	D	D
2281	Yarn spinning mills	1	D	D	D	D	D	D	D	D
2282	Yarn throwing & winding mills	—	—	—	—	—	—	—	—	—
2284	Thread mills	—	—	—	—	—	—	—	—	—
229	Miscellaneous textile goods	5	714	275	221	218	753	217	221	315
2295	Coated fabrics, not rubberized	—	—	—	—	—	—	—	—	—
2296	Tire cord & fabric	1	D	D	D	D	D	D	D	D
2297	Nonwoven fabrics	—	—	—	—	—	—	—	—	—
2298	Cordage & twine	—	—	—	—	—	—	—	—	—
2299	Textile goods, nec	4	D	D	D	D	D	D	D	D
<b>23</b>	<b>Apparel &amp; other textile products</b>	<b>223</b>	<b>225 622</b>	<b>57 884</b>	<b>51 433</b>	<b>116 305</b>	<b>219 406</b>	<b>57 646</b>	<b>54 647</b>	<b>107 113</b>
231	Men's & boys' suits & coats	10	11 053	1 984	3 380	5 689	7 358	2 168	1 702	3 488
2311	Men's & boys' suits & coats	10	11 053	1 984	3 380	5 689	7 358	2 168	1 702	3 488
232	Men's & boys' furnishings	69	84 997	30 043	18 217	36 737	88 191	30 514	21 981	35 696
2321	Shirts, men's & boys'	19	D	D	D	D	D	D	D	D
2322	Men's & boys' underwear & nightwear	8	D	D	D	D	D	D	D	D
2323	Men's & boys' neckwear	—	—	—	—	—	—	—	—	—
2325	Men's & boys' trousers & slacks	10	12 144	3 060	5 425	3 659	14 994	4 131	7 529	3 334
2326	Men's & boys' work clothing	16	19 470	3 471	5 221	10 778	17 978	2 930	5 020	10 028
2329	Men's & boys' clothing, nec	16	19 549	11 539	3 291	4 719	20 180	10 698	4 429	5 053
233	Women's & children's outerwear	52	16 498	3 350	2 541	10 607	17 564	2 607	3 118	11 839
2331	Women's blouses & waists	5	1 757	392	387	978	1 662	391	394	877
2335	Women's dresses	32	5 164	1 344	1 022	2 798	5 060	1 226	1 112	2 722
2337	Women's suits & coats	4	596	119	119	358	645	114	169	362
2339	Women's outerwear, nec	11	8 981	1 495	1 013	6 473	10 197	876	1 443	7 878
234	Women's & children's undergarments	35	86 604	17 697	20 748	48 159	81 217	15 991	23 516	41 710
2341	Women's & children's underwear	12	9 490	1 749	1 694	6 047	9 424	1 687	1 930	5 807
2342	Brassieres & allied garments	23	77 114	15 948	19 054	42 112	71 793	14 304	21 586	35 903
235	Hats, caps, & millinery	1	D	D	D	D	D	D	D	D
2353	Hats, caps, & millinery	1	D	D	D	D	D	D	D	D
236	Girls' & children's outerwear	10	4 290	597	882	2 811	3 419	597	915	1 907
2361	Girls' & children's dresses & blouses	2	D	D	D	D	D	—	D	D
2369	Girls' & children's outerwear, nec	8	D	D	D	D	D	D	D	D
237	Fur goods	—	—	—	—	—	—	—	—	—
2371	Fur goods	—	—	—	—	—	—	—	—	—
238	Miscellaneous apparel & accessories	3	D	D	D	D	D	D	D	D
2381	Fabric gloves & mittens	—	—	—	—	—	—	—	—	—
2384	Robes & dressing gowns	—	—	—	—	—	—	—	—	—
2385	Waterproof outer garments	—	—	—	—	—	—	—	—	—
2386	Leather & sheep-lined clothing	—	—	—	—	—	—	—	—	—
2387	Apparel belts	—	—	—	—	—	—	—	—	—
2389	Apparel & accessories, nec	3	D	D	D	D	D	D	D	D
239	Miscellaneous fabricated textile products	43	20 500	3 753	5 459	11 288	19 909	5 281	3 158	11 470
2391	Curtains & draperies	12	1 237	147	138	952	3 352	1 669	214	1 469
2392	Housefurnishings, nec	8	4 561	1 393	155	3 013	3 824	1 376	251	2 197
2393	Textile bags	2	D	D	D	D	D	D	D	D
2394	Canvas & related products	2	D	D	D	D	D	D	D	D
2395	Pleating & stitching	9	D	D	D	D	D	D	D	D
2396	Automotive & apparel trimmings	4	126	26	42	58	154	39	48	67
2397	Schiffli machine embroideries	—	—	—	—	—	—	—	—	—
2399	Fabricated textile products, nec	6	6 773	355	3 232	3 186	5 043	379	744	3 920
<b>24</b>	<b>Lumber &amp; wood products</b>	<b>117</b>	<b>D</b>	<b>D</b>	<b>D</b>	<b>D</b>	<b>D</b>	<b>D</b>	<b>D</b>	<b>D</b>
241	Logging	—	—	—	—	—	—	—	—	—
2411	Logging	—	—	—	—	—	—	—	—	—
242	Sawmills & planing mills	1	—	—	—	—	—	—	—	—
2421	Sawmills & planing mills, general	—	—	—	—	—	—	—	—	—
2426	Hardwood dimension & flooring mills	—	—	—	—	—	—	—	—	—
2429	Special product sawmills, nec	1	—	—	—	—	—	—	—	—
243	Millwork, plywood, & structural members	99	9 001	1 650	1 403	5 948	9 738	1 497	1 646	6 595
2431	Millwork	21	4 691	556	423	3 712	4 489	567	347	3 575
2434	Wood kitchen cabinets	75	4 230	1 068	962	2 200	5 160	902	1 283	2 975
2435	Hardwood veneer & plywood	—	—	—	—	—	—	—	—	—
2436	Softwood veneer & plywood	—	—	—	—	—	—	—	—	—
2439	Structural wood members, nec	3	80	26	18	36	89	28	16	45
244	Wood containers	10	D	D	D	D	D	D	D	D
2441	Nailed wood boxes & shooks	—	—	—	—	—	—	—	—	—
2448	Wood pallets & skids	9	D	D	D	D	D	D	D	D
2449	Wood containers, nec	1	D	D	D	D	D	D	D	D
245	Wood buildings & mobile homes	2	D	D	D	D	D	D	D	D
2451	Mobile homes	—	—	—	—	—	—	—	—	—
2452	Prefabricated wood buildings	2	D	D	D	D	D	D	D	D
249	Miscellaneous wood products	5	D	D	D	D	D	D	D	D
2491	Wood preserving	4	1 209	390	176	643	1 319	418	169	732
2493	Reconstituted wood products	—	—	—	—	—	—	—	—	—
2499	Wood products, nec	1	D	D	D	D	D	D	D	D

**Table 6. Inventories by Stage of Fabrication by Industry Group and Industry: 1997—Con.**

[Detail may not add to total because of rounding. For meaning of abbreviations and symbols, see introductory text. For explanation of terms, see Appendix A]

SIC code	Industry	Establishments (number)	End of 1996				End of 1997			
			Total (\$1,000)	Finished products (\$1,000)	Work in process (\$1,000)	Materials, supplies, etc. (\$1,000)	Total (\$1,000)	Finished products (\$1,000)	Work in process (\$1,000)	Materials, supplies, etc. (\$1,000)
<b>25</b>	<b>Furniture &amp; fixtures</b>	<b>146</b>	<b>28 422</b>	<b>7 781</b>	<b>4 304</b>	<b>16 337</b>	<b>31 504</b>	<b>8 352</b>	<b>4 541</b>	<b>18 611</b>
251	Household furniture	112	20 906	6 236	3 198	11 472	23 146	6 511	3 432	13 203
2511	Wood household furniture	63	7 084	1 552	1 186	4 346	9 377	2 090	1 543	5 744
2512	Upholstered household furniture	24	6 063	1 704	1 230	3 129	6 213	1 637	1 179	3 397
2514	Metal household furniture	3	D	D	D	D	D	D	D	D
2515	Mattresses & bedspreads	19	5 415	1 086	716	3 613	5 291	970	673	3 648
2517	Wood TV & radio cabinets	—	—	—	—	—	—	—	—	—
2519	Household furniture, nec	3	D	D	D	D	D	D	D	D
252	Office furniture	7	4 201	742	562	2 897	4 377	836	557	2 984
2521	Wood office furniture	3	D	D	D	D	D	D	D	D
2522	Office furniture, except wood	4	D	D	D	D	D	D	D	D
253	Public building & related furniture	9	825	235	103	487	1 104	367	113	624
2531	Public building & related furniture	9	825	235	103	487	1 104	367	113	624
254	Partitions & fixtures	8	887	202	168	517	908	201	177	530
2541	Wood partitions & fixtures	6	D	D	D	D	D	D	D	D
2542	Partitions & fixtures, except wood	2	D	D	D	D	D	D	D	D
259	Miscellaneous furniture & fixtures	10	1 603	366	273	964	1 969	437	262	1 270
2591	Drapery hardware, blinds, & shades	8	D	D	D	D	D	D	D	D
2599	Furniture & fixtures, nec	2	D	D	D	D	D	D	D	D
<b>26</b>	<b>Paper &amp; allied products</b>	<b>41</b>	<b>34 188</b>	<b>7 495</b>	<b>3 548</b>	<b>23 145</b>	<b>32 161</b>	<b>7 750</b>	<b>3 041</b>	<b>21 370</b>
261	Pulp mills	—	—	—	—	—	—	—	—	—
2611	Pulp mills	—	—	—	—	—	—	—	—	—
262	Paper mills	4	652	122	53	477	1 147	93	1	1 053
2621	Paper mills	4	652	122	53	477	1 147	93	1	1 053
263	Paperboard mills	6	4 926	1 473	595	2 858	4 620	1 467	642	2 511
2631	Paperboard mills	6	4 926	1 473	595	2 858	4 620	1 467	642	2 511
265	Paperboard containers & boxes	19	18 463	3 059	1 693	13 711	16 612	3 090	1 203	12 319
2652	Setup paperboard boxes	2	D	D	D	D	D	D	D	D
2653	Corrugated & solid fiber boxes	9	10 288	832	435	9 021	7 707	820	338	6 549
2655	Fiber cans, drums, & similar products	1	D	D	—	D	D	D	—	D
2656	Sanitary food containers	—	—	—	—	—	—	—	—	—
2657	Folding paperboard boxes	7	D	D	D	D	D	D	D	D
267	Miscellaneous converted paper products	12	10 147	2 841	1 207	6 099	9 782	3 100	1 195	5 487
2671	Paper—coated & laminated, packaging	1	D	D	D	D	D	D	D	D
2672	Paper—coated & laminated, nec	—	—	—	—	—	—	—	—	—
2673	Bags—plastics, laminated, & coated	2	D	D	D	D	D	D	D	D
2674	Bags—uncoated paper & multiwall	1	D	D	D	D	D	D	D	D
2675	Die-cut paper & board	—	—	—	—	—	—	—	—	—
2676	Sanitary paper products	3	210	145	11	54	609	275	145	189
2677	Envelopes	—	—	—	—	—	—	—	—	—
2678	Stationery products	1	D	D	D	D	D	D	D	D
2679	Converted paper products, nec	4	3 832	1 081	365	2 386	3 684	1 121	331	2 232
<b>27</b>	<b>Printing &amp; publishing</b>	<b>208</b>	<b>53 393</b>	<b>11 598</b>	<b>7 185</b>	<b>34 610</b>	<b>58 055</b>	<b>12 175</b>	<b>7 981</b>	<b>37 899</b>
271	Newspapers	26	33 343	8 291	4 259	20 793	33 998	8 240	4 362	21 396
2711	Newspapers	26	33 343	8 291	4 259	20 793	33 998	8 240	4 362	21 396
272	Periodicals	14	858	266	110	482	822	240	114	468
2721	Periodicals	14	858	266	110	482	822	240	114	468
273	Books	5	46	5	4	37	347	6	4	337
2731	Book publishing	4	D	D	D	D	D	D	D	D
2732	Book printing	1	—	—	—	—	—	—	—	—
274	Miscellaneous publishing	8	D	D	D	D	D	D	D	D
2741	Miscellaneous publishing	8	D	D	D	D	D	D	D	D
275	Commercial printing	148	14 957	2 188	2 207	10 562	15 906	2 382	2 139	11 385
2752	Commercial printing, lithographic	91	7 953	1 184	1 111	5 658	9 047	1 370	1 208	6 469
2754	Commercial printing, gravure	8	1 903	107	254	1 542	2 077	157	204	1 716
2759	Commercial printing, nec	49	5 101	897	842	3 362	4 782	855	727	3 200
276	Manifold business forms	3	D	D	D	D	D	D	D	D
2761	Manifold business forms	3	D	D	D	D	D	D	D	D
277	Greeting cards	—	—	—	—	—	—	—	—	—
2771	Greeting cards	—	—	—	—	—	—	—	—	—
278	Blankbooks & bookbinding	1	—	—	—	—	D	D	D	D
2782	Blankbooks & looseleaf binders	—	—	—	—	—	—	—	—	—
2789	Bookbinding & related work	1	—	—	—	—	D	D	D	D
279	Printing trade services	3	108	24	14	70	114	28	16	70
2791	Typesetting	—	—	—	—	—	—	—	—	—
2796	Platemaking services	3	108	24	14	70	114	28	16	70
<b>28</b>	<b>Chemicals &amp; allied products</b>	<b>186</b>	<b>1 875 917</b>	<b>552 012</b>	<b>659 864</b>	<b>664 041</b>	<b>1 875 560</b>	<b>422 442</b>	<b>682 727</b>	<b>770 391</b>
281	Industrial inorganic chemicals	10	D	D	D	D	D	D	D	D
2812	Alkalies & chlorine	—	—	—	—	—	—	—	—	—
2813	Industrial gases	—	—	—	—	—	—	—	—	—
2816	Inorganic pigments	1	D	D	D	D	D	D	D	D
2819	Industrial inorganic chemicals, nec	9	D	D	D	D	D	D	D	D
282	Plastics materials & synthetics	22	23 293	10 417	3 462	9 414	23 931	10 723	2 996	10 212
2821	Plastics materials & resins	20	D	D	D	D	D	D	D	D
2822	Synthetic rubber	—	—	—	—	—	—	—	—	—
2823	Cellulosic manmade fibers	1	D	D	D	D	D	D	D	D
2824	Organic fibers, noncellulosic	1	—	—	—	—	—	—	—	—
283	Drugs	92	1 641 416	474 169	577 605	589 642	1 675 847	365 675	625 240	684 932
2833	Medicinals & botanicals	8	141 555	48 653	41 106	51 796	162 448	45 969	54 672	61 807
2834	Pharmaceutical preparations	77	1 466 495	418 610	524 541	523 344	1 476 915	314 052	558 453	604 410
2835	Diagnostic substances	6	D	D	D	D	D	D	D	D
2836	Biological products, except diagnostic	1	D	D	D	D	D	D	D	D



**Table 6. Inventories by Stage of Fabrication by Industry Group and Industry: 1997—Con.**

[Detail may not add to total because of rounding. For meaning of abbreviations and symbols, see introductory text. For explanation of terms, see Appendix A]

SIC code	Industry	Establishments (number)	End of 1996				End of 1997			
			Total (\$1,000)	Finished products (\$1,000)	Work in process (\$1,000)	Materials, supplies, etc. (\$1,000)	Total (\$1,000)	Finished products (\$1,000)	Work in process (\$1,000)	Materials, supplies, etc. (\$1,000)
<b>28</b>	<b>Chemicals &amp; allied products—Con.</b>									
284	Soaps, cleaners, & toilet goods .....	27	48 599	14 677	7 187	26 735	54 982	13 138	7 635	34 209
2841	Soap & other detergents .....	7	1 185	204	398	583	1 758	293	198	1 267
2842	Polishes & sanitation goods .....	4	D	D	D	D	D	D	D	D
2843	Surface active agents .....	1	D	D	—	D	D	D	—	D
2844	Toilet preparations .....	15	43 664	12 612	6 619	24 433	48 712	10 800	7 336	30 576
285	Paints & allied products .....	12	20 902	6 926	1 014	12 962	23 003	8 944	817	13 242
2851	Paints & allied products .....	12	20 902	6 926	1 014	12 962	23 003	8 944	817	13 242
286	Industrial organic chemicals .....	—	—	—	—	—	—	—	—	—
2861	Gum & wood chemicals .....	—	—	—	—	—	—	—	—	—
2865	Cyclic crudes & intermediates .....	—	—	—	—	—	—	—	—	—
2869	Industrial organic chemicals, nec .....	—	—	—	—	—	—	—	—	—
287	Agricultural chemicals .....	5	D	D	D	D	D	D	D	D
2873	Nitrogenous fertilizers .....	1	D	—	—	D	D	—	—	D
2874	Phosphatic fertilizers .....	1	D	D	D	D	D	D	D	D
2875	Fertilizers, mixing only .....	2	D	D	D	D	D	D	D	D
2879	Agricultural chemicals, nec .....	1	D	D	D	D	D	D	D	D
289	Miscellaneous chemical products .....	18	30 755	6 882	6 855	17 018	26 034	2 263	6 432	17 339
2891	Adhesives & sealants .....	7	D	D	D	D	D	D	D	D
2892	Explosives .....	—	—	—	—	—	—	—	—	—
2893	Printing ink .....	1	D	D	D	D	D	D	D	D
2895	Carbon black .....	—	—	—	—	—	—	—	—	—
2899	Chemical preparations, nec .....	10	D	D	D	D	D	D	D	D
<b>29</b>	<b>Petroleum &amp; coal products .....</b>	<b>28</b>	<b>218 566</b>	<b>30 895</b>	<b>5 262</b>	<b>182 409</b>	<b>194 140</b>	<b>40 515</b>	<b>3 200</b>	<b>150 425</b>
291	Petroleum refining .....	9	213 488	30 169	5 077	178 242	189 615	39 923	3 013	146 679
2911	Petroleum refining .....	9	213 488	30 169	5 077	178 242	189 615	39 923	3 013	146 679
295	Asphalt paving & roofing materials .....	16	D	D	D	D	D	D	D	D
2951	Asphalt paving mixtures & blocks .....	15	D	D	D	D	D	D	D	D
2952	Asphalt felts & coatings .....	1	D	D	D	D	D	D	D	D
299	Miscellaneous petroleum & coal products .....	3	D	D	D	D	D	D	D	D
2992	Lubricating oils & greases .....	2	D	D	D	D	D	D	D	D
2999	Petroleum & coal products, nec .....	1	D	D	—	D	D	D	—	D
<b>30</b>	<b>Rubber &amp; miscellaneous plastics products .....</b>	<b>71</b>	<b>56 446</b>	<b>18 204</b>	<b>6 387</b>	<b>31 855</b>	<b>55 484</b>	<b>17 813</b>	<b>6 561</b>	<b>31 110</b>
301	Tires & inner tubes .....	3	1 762	493	274	995	1 820	442	347	1 031
3011	Tires & inner tubes .....	3	1 762	493	274	995	1 820	442	347	1 031
302	Rubber & plastics footwear .....	—	—	—	—	—	—	—	—	—
3021	Rubber & plastics footwear .....	—	—	—	—	—	—	—	—	—
305	Hose & belting & gaskets & packing .....	2	D	—	—	D	D	—	—	D
3052	Rubber & plastics hose & belting .....	—	—	—	—	—	—	—	—	—
3053	Gaskets, packing & sealing devices .....	2	D	—	—	D	D	—	—	D
306	Fabricated rubber products, nec .....	2	D	D	D	D	D	D	D	D
3061	Mechanical rubber goods .....	—	—	—	—	—	—	—	—	—
3069	Fabricated rubber products, nec .....	2	D	D	D	D	D	D	D	D
308	Miscellaneous plastics products, nec .....	64	52 932	17 569	6 042	29 321	51 883	17 229	6 143	28 511
3081	Unsupported plastics film & sheet .....	—	—	—	—	—	—	—	—	—
3082	Unsupported plastics profile shapes .....	—	—	—	—	—	—	—	—	—
3083	Laminated plastics plate & sheet .....	4	D	D	D	D	D	D	D	D
3084	Plastics pipe .....	—	—	—	—	—	—	—	—	—
3085	Plastics bottles .....	14	19 630	8 470	907	10 253	18 687	8 438	1 023	9 226
3086	Plastics foam products .....	5	D	D	D	D	D	D	D	D
3087	Custom compound purchased resins .....	—	—	—	—	—	—	—	—	—
3088	Plastics plumbing fixtures .....	—	—	—	—	—	—	—	—	—
3089	Plastics products, nec .....	41	28 252	8 068	4 859	15 325	27 712	7 749	4 520	15 443
<b>31</b>	<b>Leather &amp; leather products .....</b>	<b>25</b>	<b>42 780</b>	<b>4 652</b>	<b>11 024</b>	<b>27 104</b>	<b>47 569</b>	<b>3 119</b>	<b>10 180</b>	<b>34 270</b>
311	Leather tanning & finishing .....	—	—	—	—	—	—	—	—	—
3111	Leather tanning & finishing .....	—	—	—	—	—	—	—	—	—
313	Footwear cut stock .....	—	—	—	—	—	—	—	—	—
3131	Footwear cut stock & findings .....	—	—	—	—	—	—	—	—	—
314	Footwear, except rubber .....	15	38 932	3 631	9 962	25 339	41 133	2 025	9 445	29 663
3142	House slippers .....	1	D	D	D	D	D	D	D	D
3143	Men's footwear, except athletic .....	10	D	D	D	D	D	D	D	D
3144	Women's footwear, except athletic .....	2	D	D	D	D	D	D	D	D
3149	Footwear, except rubber, nec .....	2	D	D	D	D	D	D	D	D
315	Leather gloves & mittens .....	—	—	—	—	—	—	—	—	—
3151	Leather gloves & mittens .....	—	—	—	—	—	—	—	—	—
316	Luggage .....	1	D	D	D	D	D	D	D	D
3161	Luggage .....	1	D	D	D	D	D	D	D	D
317	Handbags & personal leather goods .....	5	D	D	D	D	D	D	D	D
3171	Women's handbags & purses .....	1	—	—	—	—	—	—	—	—
3172	Personal leather goods, nec .....	4	D	D	D	D	D	D	D	D
319	Leather goods, nec .....	4	D	D	D	D	D	D	D	D
3199	Leather goods, nec .....	4	D	D	D	D	D	D	D	D

**Table 6. Inventories by Stage of Fabrication by Industry Group and Industry: 1997—Con.**

[Detail may not add to total because of rounding. For meaning of abbreviations and symbols, see introductory text. For explanation of terms, see Appendix A]

SIC code	Industry	Establishments (number)	End of 1996				End of 1997			
			Total (\$1,000)	Finished products (\$1,000)	Work in process (\$1,000)	Materials, supplies, etc. (\$1,000)	Total (\$1,000)	Finished products (\$1,000)	Work in process (\$1,000)	Materials, supplies, etc. (\$1,000)
<b>32</b>	<b>Stone, clay, &amp; glass products</b>	<b>159</b>	<b>76 164</b>	<b>12 579</b>	<b>11 052</b>	<b>52 533</b>	<b>81 515</b>	<b>12 971</b>	<b>10 062</b>	<b>58 482</b>
321	Flat glass	2	D	D	D	D	D	D	D	D
3211	Flat glass	2	D	D	D	D	D	D	D	D
322	Glass & glassware, pressed or blown	—	—	—	—	—	—	—	—	—
3221	Glass containers	—	—	—	—	—	—	—	—	—
3229	Pressed & blown glass, nec	—	—	—	—	—	—	—	—	—
323	Products of purchased glass	6	D	D	D	D	D	D	D	D
3231	Products of purchased glass	6	D	D	D	D	D	D	D	D
324	Cement, hydraulic	1	D	D	D	D	D	D	D	D
3241	Cement, hydraulic	1	D	D	D	D	D	D	D	D
325	Structural clay products	1	D	D	D	D	D	D	D	D
3251	Brick & structural clay tile	1	D	D	D	D	D	D	D	D
3253	Ceramic wall & floor tile	—	—	—	—	—	—	—	—	—
3255	Clay refractories	—	—	—	—	—	—	—	—	—
3259	Structural clay products, nec	—	—	—	—	—	—	—	—	—
326	Pottery & related products	4	D	D	D	D	D	D	D	D
3261	Vitreous plumbing fixtures	1	D	D	D	D	D	D	D	D
3262	Vitreous china food utensils	—	—	—	—	—	—	—	—	—
3263	Fine earthenware food utensils	—	—	—	—	—	—	—	—	—
3264	Porcelain electrical supplies	—	—	—	—	—	—	—	—	—
3269	Pottery products, nec	3	10	2	2	6	127	67	1	59
327	Concrete, gypsum, & plaster products	110	47 967	8 474	5 932	33 561	56 096	9 135	4 460	42 501
3271	Concrete brick & block	34	2 182	992	285	905	2 483	1 191	290	1 002
3272	Concrete products, nec	27	38 333	6 496	4 712	27 125	46 265	7 103	3 371	35 791
3273	Ready-mixed concrete	49	7 452	986	935	5 531	7 348	841	799	5 708
3274	Lime	—	—	—	—	—	—	—	—	—
3275	Gypsum products	—	—	—	—	—	—	—	—	—
328	Cut stone & stone products	25	2 976	779	584	1 613	3 463	839	659	1 965
3281	Cut stone & stone products	25	2 976	779	584	1 613	3 463	839	659	1 965
329	Miscellaneous nonmetallic mineral products	10	3 318	558	635	2 125	2 973	519	636	1 818
3291	Abrasive products	1	D	D	D	D	D	D	D	D
3292	Asbestos products	—	—	—	—	—	—	—	—	—
3295	Minerals, ground or treated	—	—	—	—	—	—	—	—	—
3296	Mineral wool	—	—	—	—	—	—	—	—	—
3297	Nonclay refractories	—	—	—	—	—	—	—	—	—
3299	Nonmetallic mineral products, nec	9	D	D	D	D	D	D	D	D
<b>33</b>	<b>Primary metal industries</b>	<b>24</b>	<b>19 442</b>	<b>6 939</b>	<b>1 688</b>	<b>10 815</b>	<b>25 322</b>	<b>9 076</b>	<b>2 080</b>	<b>14 166</b>
331	Blast furnace & basic steel products	8	12 700	5 351	814	6 535	16 480	7 014	922	8 544
3312	Blast furnaces & steel mills	4	1 680	526	181	973	4 640	937	296	3 407
3313	Electrometallurgical products	—	—	—	—	—	—	—	—	—
3315	Steel wire & related products	4	11 020	4 825	633	5 562	11 840	6 077	626	5 137
3316	Cold finishing of steel shapes	—	—	—	—	—	—	—	—	—
3317	Steel pipe & tubes	—	—	—	—	—	—	—	—	—
332	Iron & steel foundries	—	—	—	—	—	—	—	—	—
3321	Gray iron foundries	—	—	—	—	—	—	—	—	—
3322	Malleable iron foundries	—	—	—	—	—	—	—	—	—
3324	Steel investment foundries	—	—	—	—	—	—	—	—	—
3325	Steel foundries, nec	—	—	—	—	—	—	—	—	—
333	Primary nonferrous metals	—	—	—	—	—	—	—	—	—
3331	Primary copper	—	—	—	—	—	—	—	—	—
3334	Primary aluminum	—	—	—	—	—	—	—	—	—
3339	Primary nonferrous metals, nec	—	—	—	—	—	—	—	—	—
334	Secondary nonferrous metals	3	D	D	D	D	D	D	D	D
3341	Secondary nonferrous metals	3	D	D	D	D	D	D	D	D
335	Nonferrous rolling & drawing	2	D	D	D	D	D	D	D	D
3351	Copper rolling & drawing	—	—	—	—	—	—	—	—	—
3353	Aluminum sheet, plate, & foil	—	—	—	—	—	—	—	—	—
3354	Aluminum extruded products	2	D	D	D	D	D	D	D	D
3355	Aluminum rolling & drawing, nec	—	—	—	—	—	—	—	—	—
3356	Nonferrous rolling & drawing, nec	—	—	—	—	—	—	—	—	—
3357	Nonferrous wire drawing & insulating	—	—	—	—	—	—	—	—	—
336	Nonferrous foundries (castings)	1	—	—	—	—	D	D	D	D
3363	Aluminum die-castings	1	—	—	—	—	D	D	D	D
3364	Nonferrous die-casting, except aluminum	—	—	—	—	—	—	—	—	—
3365	Aluminum foundries	—	—	—	—	—	—	—	—	—
3366	Copper foundries	—	—	—	—	—	—	—	—	—
3369	Nonferrous foundries, nec	—	—	—	—	—	—	—	—	—
339	Miscellaneous primary metal products	10	3 027	346	255	2 426	3 865	850	239	2 776
3398	Metal heat treating	1	D	D	D	D	D	D	D	D
3399	Primary metal products, nec	9	D	D	D	D	D	D	D	D
<b>34</b>	<b>Fabricated metal products</b>	<b>229</b>	<b>123 792</b>	<b>23 045</b>	<b>14 614</b>	<b>86 133</b>	<b>116 701</b>	<b>21 834</b>	<b>11 373</b>	<b>83 494</b>
341	Metal cans & shipping containers	10	42 317	8 911	6 105	27 301	35 879	8 070	3 687	24 122
3411	Metal cans	10	42 317	8 911	6 105	27 301	35 879	8 070	3 687	24 122
3412	Metal barrels, drums, & pails	—	—	—	—	—	—	—	—	—
342	Cutlery, handtools, & hardware	4	1 956	430	151	1 375	1 373	382	208	783
3421	Cutlery	1	D	D	D	D	D	D	D	D
3423	Hand & edge tools, nec	1	D	D	—	D	D	D	—	D
3425	Hand saws & saw blades	—	—	—	—	—	—	—	—	—
3429	Hardware, nec	2	D	D	D	D	D	D	D	D
343	Plumbing & heating, except electric	5	934	160	127	647	839	128	113	598
3431	Metal sanitary ware	—	—	—	—	—	—	—	—	—
3432	Plumbing fittings & brass goods	—	—	—	—	—	—	—	—	—
3433	Heating equipment, except electric	5	934	160	127	647	839	128	113	598
344	Fabricated structural metal products	156	62 619	10 564	7 036	45 019	63 691	9 979	6 442	47 270
3441	Fabricated structural metal	14	12 084	2 418	871	8 795	12 371	2 587	800	8 984
3442	Metal doors, sash, & trim	60	29 186	4 374	2 618	22 194	30 833	3 883	2 794	24 156

**Table 6. Inventories by Stage of Fabrication by Industry Group and Industry: 1997—Con.**

[Detail may not add to total because of rounding. For meaning of abbreviations and symbols, see introductory text. For explanation of terms, see Appendix A]

SIC code	Industry	Establishments (number)	End of 1996				End of 1997			
			Total (\$1,000)	Finished products (\$1,000)	Work in process (\$1,000)	Materials, supplies, etc. (\$1,000)	Total (\$1,000)	Finished products (\$1,000)	Work in process (\$1,000)	Materials, supplies, etc. (\$1,000)
<b>34</b>	<b>Fabricated metal products—Con.</b>									
344	Fabricated structural metal products—Con.									
3443	Fabricated plate work, boiler shops	9	5 436	953	2 123	2 360	5 212	414	1 300	3 498
3444	Sheet metal work	16	3 992	316	504	3 172	4 469	330	557	3 582
3446	Architectural metal work	42	4 633	955	430	3 248	4 510	949	400	3 161
3448	Prefabricated metal buildings	—	—	—	—	—	—	—	—	—
3449	Miscellaneous metal work	15	7 288	1 548	490	5 250	6 296	1 816	591	3 889
345	Screw machine products, bolts, etc.	16	1 780	678	231	871	1 643	650	172	821
3451	Screw machine products	3	336	243	32	61	358	233	35	90
3452	Bolts, nuts, rivets, & washers	13	1 444	435	199	810	1 285	417	137	731
346	Metal forgings & stampings	8	3 935	288	164	3 483	3 620	364	233	3 023
3462	Iron & steel forgings	1	D	D	D	D	D	D	D	D
3463	Nonferrous forgings	—	—	—	—	—	—	—	—	—
3465	Automotive stampings	—	—	—	—	—	—	—	—	—
3466	Crowns & closures	—	—	—	—	—	—	—	—	—
3469	Metal stampings, nec	7	D	D	D	D	D	D	D	D
347	Metal services, nec	14	5 027	898	283	3 846	5 765	1 232	232	4 301
3471	Plating & polishing	14	5 027	898	283	3 846	5 765	1 232	232	4 301
3479	Metal coating & allied services	—	—	—	—	—	—	—	—	—
348	Ordnance & accessories, nec	—	—	—	—	—	—	—	—	—
3482	Small arms ammunition	—	—	—	—	—	—	—	—	—
3483	Ammunition, except small arms, nec	—	—	—	—	—	—	—	—	—
3484	Small arms	—	—	—	—	—	—	—	—	—
3489	Ordnance & accessories, nec	—	—	—	—	—	—	—	—	—
349	Miscellaneous fabricated metal products	16	5 224	1 116	517	3 591	3 891	1 029	286	2 576
3491	Industrial valves	1	D	D	D	D	D	D	D	D
3492	Fluid power valves & hose fittings	—	—	—	—	—	—	—	—	—
3493	Steel springs, except wire	—	—	—	—	—	—	—	—	—
3494	Valves & pipe fittings, nec	2	D	D	D	D	D	D	D	D
3495	Wire springs	—	—	—	—	—	—	—	—	—
3496	Miscellaneous fabricated wire products	4	517	126	97	294	690	273	49	368
3497	Metal foil & leaf	—	—	—	—	—	—	—	—	—
3498	Fabricated pipe & fittings	—	—	—	—	—	—	—	—	—
3499	Fabricated metal products, nec	9	2 084	586	85	1 413	1 923	677	79	1 167
<b>35</b>	<b>Industrial machinery &amp; equipment</b>	<b>78</b>	<b>184 704</b>	<b>32 099</b>	<b>13 641</b>	<b>138 964</b>	<b>181 217</b>	<b>20 643</b>	<b>12 280</b>	<b>148 294</b>
351	Engines & turbines	—	—	—	—	—	—	—	—	—
3511	Turbines & turbine generator sets	—	—	—	—	—	—	—	—	—
3519	Internal combustion engines, nec	—	—	—	—	—	—	—	—	—
352	Farm & garden machinery	2	D	D	D	D	D	D	D	D
3523	Farm machinery & equipment	1	D	D	D	D	D	D	D	D
3524	Lawn & garden equipment	1	D	D	D	D	D	D	D	D
353	Construction & related machinery	3	—	—	—	—	D	D	D	D
3531	Construction machinery	1	—	—	—	—	D	—	—	D
3532	Mining machinery	—	—	—	—	—	—	—	—	—
3533	Oil field machinery	—	—	—	—	—	—	—	—	—
3534	Elevators & moving stairways	—	—	—	—	—	—	—	—	—
3535	Conveyors & conveying equipment	1	—	—	—	—	—	—	—	—
3536	Hoists, cranes, & monorails	—	—	—	—	—	—	—	—	—
3537	Industrial trucks & tractors	1	—	—	—	—	D	D	D	D
354	Metalworking machinery	25	2 677	404	272	2 001	2 838	721	238	1 879
3541	Machine tools, metal cutting types	—	—	—	—	—	—	—	—	—
3542	Machine tools, metal forming types	—	—	—	—	—	—	—	—	—
3543	Industrial patterns	—	—	—	—	—	—	—	—	—
3544	Special dies, tools, jigs, & fixtures	16	613	122	202	289	451	97	160	194
3545	Machine tool accessories	3	D	D	D	D	D	D	D	D
3546	Power-driven handtools	2	D	D	D	D	D	D	D	D
3547	Rolling mill machinery	—	—	—	—	—	—	—	—	—
3548	Welding apparatus	—	—	—	—	—	—	—	—	—
3549	Metalworking machinery, nec	4	D	D	—	—	D	D	—	—
355	Special industry machinery	4	106	23	30	53	83	15	23	45
3552	Textile machinery	—	—	—	—	—	—	—	—	—
3553	Woodworking machinery	1	D	D	D	D	D	D	D	D
3554	Paper industries machinery	—	—	—	—	—	—	—	—	—
3555	Printing trades machinery	—	—	—	—	—	—	—	—	—
3556	Food products machinery	3	D	D	D	D	D	D	D	D
3559	Special industry machinery, nec	—	—	—	—	—	—	—	—	—
356	General industrial machinery	7	D	D	D	D	D	D	D	D
3561	Pumps & pumping equipment	—	—	—	—	—	—	—	—	—
3562	Ball & roller bearings	1	D	D	D	D	D	D	D	D
3563	Air & gas compressors	—	—	—	—	—	—	—	—	—
3564	Blowers & fans	1	D	D	D	D	D	D	D	D
3565	Packaging machinery	1	—	—	—	—	—	—	—	—
3566	Speed changers, drives, & gears	—	—	—	—	—	—	—	—	—
3567	Industrial furnaces & ovens	—	—	—	—	—	—	—	—	—
3568	Power transmission equipment, nec	—	—	—	—	—	—	—	—	—
3569	General industrial machinery, nec	4	D	D	D	D	D	D	D	D
357	Computer & office equipment	10	D	D	D	D	D	D	D	D
3571	Electronic computers	4	1 888	252	511	1 125	2 175	282	534	1 359
3572	Computer storage devices	1	—	—	—	—	D	D	D	D
3575	Computer terminals	—	—	—	—	—	—	—	—	—
3577	Computer peripheral equipment, nec	2	D	D	D	D	D	D	D	D
3578	Calculating & accounting equipment	—	—	—	—	—	—	—	—	—
3579	Office machines, nec	3	D	D	D	D	D	D	D	D
358	Refrigeration & service machinery	11	D	D	D	D	D	D	D	D
3581	Automatic merchandising machines	—	—	—	—	—	—	—	—	—
3582	Commercial laundry equipment	—	—	—	—	—	—	—	—	—
3585	Refrigeration & heating equipment	9	D	D	D	D	D	D	D	D
3586	Measuring & dispensing pumps	—	—	—	—	—	—	—	—	—
3589	Service industry machinery, nec	2	—	—	—	—	—	—	—	—
359	Industrial machinery, nec	16	1 193	505	351	337	1 235	605	296	334
3592	Carburetors, pistons, rings, & valves	—	—	—	—	—	—	—	—	—
3593	Fluid power cylinders & actuators	—	—	—	—	—	—	—	—	—

**Table 6. Inventories by Stage of Fabrication by Industry Group and Industry: 1997—Con.**

[Detail may not add to total because of rounding. For meaning of abbreviations and symbols, see introductory text. For explanation of terms, see Appendix A]

SIC code	Industry	Establishments (number)	End of 1996				End of 1997			
			Total (\$1,000)	Finished products (\$1,000)	Work in process (\$1,000)	Materials, supplies, etc. (\$1,000)	Total (\$1,000)	Finished products (\$1,000)	Work in process (\$1,000)	Materials, supplies, etc. (\$1,000)
<b>35</b>	<b>Industrial machinery &amp; equipment—Con.</b>									
359	Industrial machinery, nec—Con.									
3594	Fluid power pumps & motors .....	—	—	—	—	—	—	—	—	—
3596	Scales & balances, except laboratory .....	—	—	—	—	—	—	—	—	—
3599	Industrial machinery, nec.....	16	1 193	505	351	337	1 235	605	296	334
<b>36</b>	<b>Electronic &amp; other electric equipment .....</b>	<b>87</b>	<b>476 391</b>	<b>68 205</b>	<b>126 767</b>	<b>281 419</b>	<b>450 817</b>	<b>67 490</b>	<b>134 764</b>	<b>248 563</b>
361	Electric distribution equipment .....	22	50 409	6 258	14 597	29 554	45 155	5 089	15 598	24 468
3612	Transformers .....	7	8 280	639	2 451	5 190	6 839	610	2 189	4 040
3613	Switchgear & switchboard apparatus .....	15	42 129	5 619	12 146	24 364	38 316	4 479	13 409	20 428
362	Electrical industrial apparatus .....	3	D	D	D	D	D	D	D	D
3621	Motors & generators .....	—	—	—	—	—	—	—	—	—
3624	Carbon & graphite products .....	—	—	—	—	—	—	—	—	—
3625	Relays & industrial controls .....	2	D	D	D	D	D	D	D	D
3629	Electrical industrial apparatus, nec .....	1	D	—	D	D	D	—	D	D
363	Household appliances .....	1	D	D	—	D	D	—	—	D
3631	Household cooking equipment .....	—	—	—	—	—	—	—	—	—
3632	Household refrigerators & freezers .....	—	—	—	—	—	—	—	—	—
3633	Household laundry equipment .....	—	—	—	—	—	—	—	—	—
3634	Electric housewares & fans .....	—	—	—	—	—	—	—	—	—
3635	Household vacuum cleaners .....	—	—	—	—	—	—	—	—	—
3639	Household appliances, nec .....	1	D	D	—	D	D	D	—	D
364	Electric lighting & wiring equipment .....	21	78 675	15 167	21 213	42 295	78 845	12 110	31 284	35 451
3641	Electric lamps .....	2	D	D	D	D	D	D	D	D
3643	Current-carrying wiring devices .....	10	64 466	11 972	19 184	33 310	63 875	9 365	28 221	26 289
3644	Noncurrent-carrying wiring devices .....	1	D	D	D	D	D	D	D	D
3645	Residential lighting fixtures .....	6	D	D	D	D	D	D	D	D
3646	Commercial lighting fixtures .....	—	—	—	—	—	—	—	—	—
3647	Vehicular lighting equipment .....	—	—	—	—	—	—	—	—	—
3648	Lighting equipment, nec .....	2	D	D	D	D	D	D	D	D
365	Household audio & video equipment .....	2	—	—	—	—	D	D	D	D
3651	Household audio & video equipment .....	—	—	—	—	—	—	—	—	—
3652	Prerecorded records & tapes .....	2	—	—	—	—	D	D	D	D
366	Communications equipment .....	9	97 349	13 452	21 527	62 370	85 826	14 177	16 596	55 053
3661	Telephone & telegraph apparatus .....	5	D	D	D	D	D	D	D	D
3663	Radio & TV communications equipment .....	3	D	D	D	D	D	D	D	D
3669	Communications equipment, nec .....	1	D	D	D	D	D	D	D	D
367	Electronic components & accessories .....	26	215 673	26 350	62 746	126 577	210 089	30 073	63 527	116 489
3671	Electron tubes .....	2	D	D	D	D	D	D	D	D
3672	Printed circuit boards .....	6	85 410	14 284	21 200	49 926	82 206	13 508	23 798	44 900
3674	Semiconductors & related devices .....	1	D	D	D	D	D	D	D	D
3675	Electronic capacitors .....	—	—	—	—	—	—	—	—	—
3676	Electronic resistors .....	—	—	—	—	—	—	—	—	—
3677	Electronic coils & transformers .....	4	20 744	2 241	5 681	12 822	25 249	1 092	6 083	18 074
3678	Electronic connectors .....	—	—	—	—	—	—	—	—	—
3679	Electronic components, nec .....	13	101 687	8 758	34 512	58 417	94 983	14 406	31 796	48 781
369	Miscellaneous electrical equipment & supplies .....	3	D	D	D	D	D	D	D	D
3691	Storage batteries .....	1	D	D	D	D	D	D	D	D
3692	Primary batteries, dry & wet .....	—	—	—	—	—	—	—	—	—
3694	Engine electrical equipment .....	1	D	D	D	D	D	D	D	D
3695	Magnetic & optical recording media .....	—	—	—	—	—	—	—	—	—
3699	Electrical equipment & supplies, nec .....	1	D	D	D	D	D	D	D	D
<b>37</b>	<b>Transportation equipment .....</b>	<b>34</b>	<b>28 182</b>	<b>3 212</b>	<b>2 495</b>	<b>22 475</b>	<b>21 709</b>	<b>1 941</b>	<b>2 002</b>	<b>17 766</b>
371	Motor vehicles & equipment .....	20	25 724	2 664	2 189	20 871	19 956	1 596	1 759	16 601
3711	Motor vehicles & car bodies .....	2	D	D	D	D	D	D	D	D
3713	Truck & bus bodies .....	2	D	D	D	D	D	D	D	D
3714	Motor vehicle parts & accessories .....	16	25 002	2 393	1 929	20 680	19 474	1 327	1 623	16 524
3715	Truck trailers .....	—	—	—	—	—	—	—	—	—
3716	Motor homes .....	—	—	—	—	—	—	—	—	—
372	Aircraft & parts .....	1	D	D	D	D	D	D	D	D
3721	Aircraft .....	—	—	—	—	—	—	—	—	—
3724	Aircraft engines & engine parts .....	—	—	—	—	—	—	—	—	—
3728	Aircraft parts & equipment, nec .....	1	D	D	D	D	D	D	D	D
373	Ship & boat building & repairing .....	11	D	D	D	D	D	D	D	D
3731	Ship building & repairing .....	2	D	D	D	D	D	D	D	D
3732	Boat building & repairing .....	9	D	D	D	D	D	D	D	D
374	Railroad equipment .....	—	—	—	—	—	—	—	—	—
3743	Railroad equipment .....	—	—	—	—	—	—	—	—	—
375	Motorcycles, bicycles, & parts .....	—	—	—	—	—	—	—	—	—
3751	Motorcycles, bicycles, & parts .....	—	—	—	—	—	—	—	—	—
376	Guided missiles, space vehicles, parts .....	—	—	—	—	—	—	—	—	—
3761	Guided missiles & space vehicles .....	—	—	—	—	—	—	—	—	—
3764	Space propulsion units & parts .....	—	—	—	—	—	—	—	—	—
3769	Space vehicle equipment, nec .....	—	—	—	—	—	—	—	—	—
379	Miscellaneous transportation equipment .....	2	D	D	D	D	D	D	D	D
3792	Travel trailer & campers .....	—	—	—	—	—	—	—	—	—
3795	Tanks & tank components .....	—	—	—	—	—	—	—	—	—
3799	Transportation equipment, nec .....	2	D	D	D	D	D	D	D	D
<b>38</b>	<b>Instruments &amp; related products .....</b>	<b>64</b>	<b>227 717</b>	<b>46 591</b>	<b>72 961</b>	<b>108 165</b>	<b>228 847</b>	<b>49 038</b>	<b>70 911</b>	<b>108 898</b>
381	Search & navigation equipment .....	—	—	—	—	—	—	—	—	—
3812	Search & navigation equipment .....	—	—	—	—	—	—	—	—	—
382	Measuring & controlling devices .....	12	20 640	3 600	6 960	10 080	22 465	4 270	6 838	11 357
3821	Laboratory apparatus & furniture .....	1	D	D	D	D	D	D	D	D
3822	Environmental controls .....	1	D	D	D	D	D	D	D	D
3823	Process control instruments .....	3	2 728	146	274	2 308	3 336	218	406	2 712
3824	Fluid meters & counting devices .....	1	D	D	D	D	D	D	D	D
3825	Instruments to measure electricity .....	2	D	D	D	D	D	D	D	D
3826	Analytical instruments .....	—	—	—	—	—	—	—	—	—
3827	Optical instruments & lenses .....	1	D	D	D	D	D	D	D	D

**Table 6. Inventories by Stage of Fabrication by Industry Group and Industry: 1997—Con.**

[Detail may not add to total because of rounding. For meaning of abbreviations and symbols, see introductory text. For explanation of terms, see Appendix A]

SIC code	Industry	Establishments (number)	End of 1996				End of 1997			
			Total (\$1,000)	Finished products (\$1,000)	Work in process (\$1,000)	Materials, supplies, etc. (\$1,000)	Total (\$1,000)	Finished products (\$1,000)	Work in process (\$1,000)	Materials, supplies, etc. (\$1,000)
<b>38</b>	<b>Instruments &amp; related products—Con.</b>									
382	Measuring & controlling devices—Con.									
3829	Measuring & controlling devices, nec .....	3	D	D	D	D	D	D	D	D
384	Medical instruments & supplies .....	43	187 083	38 422	58 072	90 589	187 027	40 220	57 502	89 305
3841	Surgical & medical instruments .....	24	167 366	35 904	51 597	79 865	166 743	36 758	51 055	78 930
3842	Surgical appliances & supplies .....	19	19 717	2 518	6 475	10 724	20 284	3 462	6 447	10 375
3843	Dental equipment & supplies .....	—	—	—	—	—	—	—	—	—
3844	X-ray apparatus & tubes .....	—	—	—	—	—	—	—	—	—
3845	Electromedical equipment .....	—	—	—	—	—	—	—	—	—
385	Ophthalmic goods .....	8	D	D	D	D	D	D	D	D
3851	Ophthalmic goods .....	8	D	D	D	D	D	D	D	D
386	Photographic equipment & supplies .....	—	—	—	—	—	—	—	—	—
3861	Photographic equipment & supplies .....	—	—	—	—	—	—	—	—	—
387	Watches, clocks, watchcases, & parts .....	1	D	D	D	D	D	D	D	D
3873	Watches, clocks, & watchcases .....	1	D	D	D	D	D	D	D	D
<b>39</b>	<b>Miscellaneous manufacturing industries .....</b>	<b>61</b>	<b>52 767</b>	<b>5 410</b>	<b>10 095</b>	<b>37 262</b>	<b>52 932</b>	<b>6 655</b>	<b>9 982</b>	<b>36 295</b>
391	Jewelry, silverware, & plated ware .....	12	31 298	4 255	3 283	23 760	31 071	5 251	2 427	23 393
3911	Jewelry, precious metal .....	11	D	D	D	D	D	D	D	D
3914	Silverware & plated ware .....	1	D	D	D	D	D	D	D	D
3915	Jewelers' materials & lapidary work .....	—	—	—	—	—	—	—	—	—
393	Musical instruments .....	—	—	—	—	—	—	—	—	—
3931	Musical instruments .....	—	—	—	—	—	—	—	—	—
394	Toys & sporting goods .....	4	D	D	D	D	D	D	D	D
3942	Dolls .....	—	—	—	—	—	—	—	—	—
3944	Games, toys, & children's vehicles .....	—	—	—	—	—	—	—	—	—
3949	Sporting & athletic goods, nec .....	4	D	D	D	D	D	D	D	D
395	Pens, pencils, office, & art supplies .....	1	D	D	D	D	D	D	D	D
3951	Pens & mechanical pencils .....	—	—	—	—	—	—	—	—	—
3952	Lead pencils & art goods .....	—	—	—	—	—	—	—	—	—
3953	Marking devices .....	1	D	D	D	D	D	D	D	D
3955	Carbon paper & inked ribbons .....	—	—	—	—	—	—	—	—	—
396	Costume jewelry & notions .....	8	D	D	D	D	D	D	D	D
3961	Costume jewelry .....	6	D	D	D	D	D	D	D	D
3965	Fasteners, buttons, needles, & pins .....	2	D	D	D	D	D	D	D	D
399	Miscellaneous mfg .....	36	6 435	1 057	1 381	3 997	8 459	1 232	1 697	5 530
3991	Brooms & brushes .....	1	D	D	—	D	D	D	—	D
3993	Signs & advertising displays .....	20	1 453	230	310	913	2 064	288	495	1 281
3995	Burial caskets .....	3	D	D	D	D	D	D	D	D
3996	Hard surface floor coverings .....	—	—	—	—	—	—	—	—	—
3999	Mfg industries, nec .....	12	4 021	629	920	2 472	5 290	622	1 023	3 645

**Table 7. Selected Statistics by Employment Size of Establishment for Industry Groups: 1997 and 1992**

[Detail may not add to total because of rounding. For meaning of abbreviations and symbols, see introductory text. For explanation of terms, see Appendix A]

SIC code	Industry group and employment size of establishment	Establishments (number)	All employees+		Value added by manufacture (\$1,000)	Value of shipments (\$1,000)
			Total (number)	Payroll (\$1,000)		
<b>1997</b>						
	<b>All manufacturing industries</b> .....	<b>2 092</b>	<b>163 605</b>	<b>3 318 862</b>	<b>36 426 559</b>	<b>46 875 995</b>
	Establishments with an average of—					
	1 to 4 employees .....	545	1 314	12 402	74 468	115 575
	5 to 9 employees .....	266	1 817	23 389	102 614	171 258
	10 to 19 employees .....	379	5 237	70 631	361 316	562 016
	20 to 49 employees .....	384	12 004	186 606	1 440 086	2 224 613
	50 to 99 employees .....	168	11 813	204 553	1 714 258	2 442 466
	100 to 249 employees .....	167	26 454	558 554	6 966 466	9 302 234
	250 to 499 employees .....	109	38 303	843 626	7 966 749	10 503 543
	500 employees or more .....	74	66 663	1 419 101	17 800 602	21 554 290
<b>20</b>	<b>Food &amp; kindred products</b> .....	<b>287</b>	<b>18 094</b>	<b>351 826</b>	<b>3 531 542</b>	<b>5 332 954</b>
	Establishments with an average of—					
	1 to 4 employees .....	75	194	1 491	15 340	20 974
	5 to 9 employees .....	45	292	2 831	16 209	23 797
	10 to 19 employees .....	54	725	7 925	39 353	70 636
	20 to 49 employees .....	55	1 667	26 730	192 177	315 697
	50 to 99 employees .....	25	1 688	30 146	201 230	348 776
	100 to 249 employees .....	15	2 282	50 478	1 618 491	2 653 699
	250 to 499 employees .....	13	4 755	130 026	1 817 924	1 131 110
	500 employees or more .....	5	6 491	102 199	630 818	768 265
<b>201</b>	<b>Meat products</b> .....	<b>18</b>	<b>1 706</b>	<b>27 266</b>	<b>128 446</b>	<b>178 442</b>
	Establishments with an average of—					
	1 to 4 employees .....	3	a	D	D	D
	5 to 9 employees .....	1	a	D	D	D
	10 to 19 employees .....	2	b	D	D	D
	20 to 49 employees .....	3	c	D	D	D
	50 to 99 employees .....	7	e	D	D	D
	100 to 249 employees .....	—	—	—	—	—
	250 to 499 employees .....	1	e	D	D	D
	500 employees or more .....	1	f	D	D	D
<b>202</b>	<b>Dairy products</b> .....	<b>22</b>	<b>1 814</b>	<b>40 488</b>	<b>246 106</b>	<b>333 075</b>
	Establishments with an average of—					
	1 to 4 employees .....	6	a	D	D	D
	5 to 9 employees .....	3	a	D	D	D
	10 to 19 employees .....	4	b	D	D	D
	20 to 49 employees .....	3	b	D	D	D
	50 to 99 employees .....	—	—	—	—	—
	100 to 249 employees .....	3	419	8 574	64 622	88 594
	250 to 499 employees .....	2	f	D	D	D
	500 employees or more .....	1	f	D	D	D
<b>203</b>	<b>Preserved fruits &amp; vegetables</b> .....	<b>36</b>	<b>1 154</b>	<b>17 011</b>	<b>65 400</b>	<b>187 054</b>
	Establishments with an average of—					
	1 to 4 employees .....	7	a	D	D	D
	5 to 9 employees .....	6	b	D	D	D
	10 to 19 employees .....	10	c	D	D	D
	20 to 49 employees .....	6	c	D	D	D
	50 to 99 employees .....	3	239	4 414	21 089	36 498
	100 to 249 employees .....	4	547	8 671	20 484	111 435
	250 to 499 employees .....	—	—	—	—	—
	500 employees or more .....	—	—	—	—	—
<b>204</b>	<b>Grain mill products</b> .....	<b>23</b>	<b>994</b>	<b>20 708</b>	<b>178 375</b>	<b>292 698</b>
	Establishments with an average of—					
	1 to 4 employees .....	3	a	D	D	D
	5 to 9 employees .....	2	a	D	D	D
	10 to 19 employees .....	5	70	789	5 635	14 719
	20 to 49 employees .....	8	e	D	D	D
	50 to 99 employees .....	3	198	3 736	46 775	68 920
	100 to 249 employees .....	1	c	D	D	D
	250 to 499 employees .....	1	e	D	D	D
	500 employees or more .....	—	—	—	—	—
<b>205</b>	<b>Bakery products</b> .....	<b>66</b>	<b>2 181</b>	<b>38 231</b>	<b>135 986</b>	<b>192 592</b>
	Establishments with an average of—					
	1 to 4 employees .....	28	b	D	D	D
	5 to 9 employees .....	14	b	D	D	D
	10 to 19 employees .....	14	c	D	D	D
	20 to 49 employees .....	3	b	D	D	D
	50 to 99 employees .....	3	c	D	D	D
	100 to 249 employees .....	2	e	D	D	D
	250 to 499 employees .....	1	e	D	D	D
	500 employees or more .....	1	f	D	D	D
<b>206</b>	<b>Sugar &amp; confectionery products</b> .....	<b>18</b>	<b>826</b>	<b>22 209</b>	<b>89 947</b>	<b>153 374</b>
	Establishments with an average of—					
	1 to 4 employees .....	6	14	68	450	630
	5 to 9 employees .....	3	20	192	651	945
	10 to 19 employees .....	1	a	D	D	D
	20 to 49 employees .....	6	c	D	D	D
	50 to 99 employees .....	—	—	—	—	—
	100 to 249 employees .....	1	c	D	D	D
	250 to 499 employees .....	1	e	D	D	D
	500 employees or more .....	—	—	—	—	—

**Table 7. Selected Statistics by Employment Size of Establishment for Industry Groups: 1997 and 1992—Con.**

[Detail may not add to total because of rounding. For meaning of abbreviations and symbols, see introductory text. For explanation of terms, see Appendix A]

SIC code	Industry group and employment size of establishment	Establishments (number)	All employees+		Value added by manufacture (\$1,000)	Value of shipments (\$1,000)
			Total (number)	Payroll (\$1,000)		
	<b>1997—Con.</b>					
<b>20</b>	<b>Food &amp; kindred products—Con.</b>					
207	Fats & oils .....	3	279	6 039	37 458	65 468
	Establishments with an average of—					
	1 to 4 employees .....	—	—	—	—	—
	5 to 9 employees .....	—	—	—	—	—
	10 to 19 employees .....	1	a	D	D	D
	20 to 49 employees .....	1	b	D	D	D
	50 to 99 employees .....	—	—	—	—	—
	100 to 249 employees .....	1	c	D	D	D
	250 to 499 employees .....	—	—	—	—	—
	500 employees or more .....	—	—	—	—	—
208	Beverages .....	49	3 336	93 032	2 062 554	3 202 171
	Establishments with an average of—					
	1 to 4 employees .....	8	b	D	D	D
	5 to 9 employees .....	5	b	D	D	D
	10 to 19 employees .....	8	c	D	D	D
	20 to 49 employees .....	15	e	D	D	D
	50 to 99 employees .....	5	e	D	D	D
	100 to 249 employees .....	2	e	D	D	D
	250 to 499 employees .....	6	2 115	67 111	533 086	736 505
	500 employees or more .....	—	—	—	—	—
209	Miscellaneous food & kindred products .....	52	5 804	86 842	587 270	728 080
	Establishments with an average of—					
	1 to 4 employees .....	14	36	271	1 588	2 554
	5 to 9 employees .....	11	73	509	1 630	3 369
	10 to 19 employees .....	9	c	D	D	D
	20 to 49 employees .....	10	e	D	D	D
	50 to 99 employees .....	4	265	4 792	58 732	72 795
	100 to 249 employees .....	1	c	D	D	D
	250 to 499 employees .....	1	e	D	D	D
	500 employees or more .....	2	h	D	D	D
<b>21</b>	<b>Tobacco products .....</b>	<b>4</b>	<b>g</b>	<b>D</b>	<b>D</b>	<b>D</b>
	Establishments with an average of—					
	1 to 4 employees .....	1	a	D	D	D
	5 to 9 employees .....	—	—	—	—	—
	10 to 19 employees .....	1	a	D	D	D
	20 to 49 employees .....	—	—	—	—	—
	50 to 99 employees .....	—	—	—	—	—
	100 to 249 employees .....	—	—	—	—	—
	250 to 499 employees .....	1	e	D	D	D
	500 employees or more .....	1	f	D	D	D
211	Cigarettes .....	1	e	D	D	D
	Establishments with an average of—					
	1 to 4 employees .....	—	—	—	—	—
	5 to 9 employees .....	—	—	—	—	—
	10 to 19 employees .....	—	—	—	—	—
	20 to 49 employees .....	—	—	—	—	—
	50 to 99 employees .....	—	—	—	—	—
	100 to 249 employees .....	—	—	—	—	—
	250 to 499 employees .....	1	e	D	D	D
	500 employees or more .....	—	—	—	—	—
212	Cigars .....	3	f	D	D	D
	Establishments with an average of—					
	1 to 4 employees .....	1	a	D	D	D
	5 to 9 employees .....	—	—	—	—	—
	10 to 19 employees .....	1	a	D	D	D
	20 to 49 employees .....	—	—	—	—	—
	50 to 99 employees .....	—	—	—	—	—
	100 to 249 employees .....	—	—	—	—	—
	250 to 499 employees .....	—	—	—	—	—
	500 employees or more .....	1	f	D	D	D
213	Chewing & smoking tobacco .....	—	—	—	—	—
	Establishments with an average of—					
	1 to 4 employees .....	—	—	—	—	—
	5 to 9 employees .....	—	—	—	—	—
	10 to 19 employees .....	—	—	—	—	—
	20 to 49 employees .....	—	—	—	—	—
	50 to 99 employees .....	—	—	—	—	—
	100 to 249 employees .....	—	—	—	—	—
	250 to 499 employees .....	—	—	—	—	—
	500 employees or more .....	—	—	—	—	—
214	Tobacco stemming & redrying .....	—	—	—	—	—
	Establishments with an average of—					
	1 to 4 employees .....	—	—	—	—	—
	5 to 9 employees .....	—	—	—	—	—
	10 to 19 employees .....	—	—	—	—	—
	20 to 49 employees .....	—	—	—	—	—
	50 to 99 employees .....	—	—	—	—	—
	100 to 249 employees .....	—	—	—	—	—
	250 to 499 employees .....	—	—	—	—	—
	500 employees or more .....	—	—	—	—	—

**Table 7. Selected Statistics by Employment Size of Establishment for Industry Groups: 1997 and 1992—Con.**

[Detail may not add to total because of rounding. For meaning of abbreviations and symbols, see introductory text. For explanation of terms, see Appendix A]

SIC code	Industry group and employment size of establishment	Establishments (number)	All employees+		Value added by manufacture (\$1,000)	Value of shipments (\$1,000)
			Total (number)	Payroll (\$1,000)		
	<b>1997—Con.</b>					
22	<b>Textile mill products</b> .....	<b>20</b>	<b>2 555</b>	<b>31 872</b>	<b>88 871</b>	<b>129 403</b>
	Establishments with an average of—					
	1 to 4 employees .....	3	a	D	D	D
	5 to 9 employees .....	5	b	D	D	D
	10 to 19 employees .....	2	b	D	D	D
	20 to 49 employees .....	2	b	D	D	D
	50 to 99 employees .....	5	428	7 748	30 435	46 587
	100 to 249 employees .....	—	—	—	—	—
	250 to 499 employees .....	2	f	D	D	D
	500 employees or more .....	1	g	D	D	D
221	Broadwoven fabric mills, cotton .....	1	a	D	D	D
	Establishments with an average of—					
	1 to 4 employees .....	—	—	—	—	—
	5 to 9 employees .....	1	a	D	D	D
	10 to 19 employees .....	—	—	—	—	—
	20 to 49 employees .....	—	—	—	—	—
	50 to 99 employees .....	—	—	—	—	—
	100 to 249 employees .....	—	—	—	—	—
	250 to 499 employees .....	—	—	—	—	—
	500 employees or more .....	—	—	—	—	—
222	Broadwoven fabric mills, manmade fiber & silk .....	1	a	D	D	D
	Establishments with an average of—					
	1 to 4 employees .....	1	a	D	D	D
	5 to 9 employees .....	—	—	—	—	—
	10 to 19 employees .....	—	—	—	—	—
	20 to 49 employees .....	—	—	—	—	—
	50 to 99 employees .....	—	—	—	—	—
	100 to 249 employees .....	—	—	—	—	—
	250 to 499 employees .....	—	—	—	—	—
	500 employees or more .....	—	—	—	—	—
223	Broadwoven fabric mills, wool .....	—	—	—	—	—
	Establishments with an average of—					
	1 to 4 employees .....	—	—	—	—	—
	5 to 9 employees .....	—	—	—	—	—
	10 to 19 employees .....	—	—	—	—	—
	20 to 49 employees .....	—	—	—	—	—
	50 to 99 employees .....	—	—	—	—	—
	100 to 249 employees .....	—	—	—	—	—
	250 to 499 employees .....	—	—	—	—	—
	500 employees or more .....	—	—	—	—	—
224	Narrow fabric mills .....	—	—	—	—	—
	Establishments with an average of—					
	1 to 4 employees .....	—	—	—	—	—
	5 to 9 employees .....	—	—	—	—	—
	10 to 19 employees .....	—	—	—	—	—
	20 to 49 employees .....	—	—	—	—	—
	50 to 99 employees .....	—	—	—	—	—
	100 to 249 employees .....	—	—	—	—	—
	250 to 499 employees .....	—	—	—	—	—
	500 employees or more .....	—	—	—	—	—
225	Knitting mills .....	8	2 138	24 683	60 816	88 552
	Establishments with an average of—					
	1 to 4 employees .....	2	a	D	D	D
	5 to 9 employees .....	1	a	D	D	D
	10 to 19 employees .....	—	—	—	—	—
	20 to 49 employees .....	1	b	D	D	D
	50 to 99 employees .....	1	b	D	D	D
	100 to 249 employees .....	—	—	—	—	—
	250 to 499 employees .....	2	f	D	D	D
	500 employees or more .....	1	g	D	D	D
226	Textile finishing, except wool .....	3	b	D	D	D
	Establishments with an average of—					
	1 to 4 employees .....	—	—	—	—	—
	5 to 9 employees .....	2	a	D	D	D
	10 to 19 employees .....	—	—	—	—	—
	20 to 49 employees .....	—	—	—	—	—
	50 to 99 employees .....	1	b	D	D	D
	100 to 249 employees .....	—	—	—	—	—
	250 to 499 employees .....	—	—	—	—	—
	500 employees or more .....	—	—	—	—	—
227	Carpets & rugs .....	1	a	D	D	D
	Establishments with an average of—					
	1 to 4 employees .....	—	—	—	—	—
	5 to 9 employees .....	—	—	—	—	—
	10 to 19 employees .....	1	a	D	D	D
	20 to 49 employees .....	—	—	—	—	—
	50 to 99 employees .....	—	—	—	—	—
	100 to 249 employees .....	—	—	—	—	—
	250 to 499 employees .....	—	—	—	—	—
	500 employees or more .....	—	—	—	—	—



**Table 7. Selected Statistics by Employment Size of Establishment for Industry Groups: 1997 and 1992—Con.**

[Detail may not add to total because of rounding. For meaning of abbreviations and symbols, see introductory text. For explanation of terms, see Appendix A]

SIC code	Industry group and employment size of establishment	Establishments (number)	All employees+		Value added by manufacture (\$1,000)	Value of shipments (\$1,000)
			Total (number)	Payroll (\$1,000)		
	<b>1997—Con.</b>					
<b>22</b>	<b>Textile mill products—Con.</b>					
228	Yarn & thread mills .....	1	b	D	D	D
	Establishments with an average of—					
	1 to 4 employees .....	—	—	—	—	—
	5 to 9 employees .....	—	—	—	—	—
	10 to 19 employees .....	—	—	—	—	—
	20 to 49 employees .....	—	—	—	—	—
	50 to 99 employees .....	1	b	D	D	D
	100 to 249 employees .....	—	—	—	—	—
	250 to 499 employees .....	—	—	—	—	—
	500 employees or more .....	—	—	—	—	—
229	Miscellaneous textile goods .....	5	214	2 211	6 136	8 401
	Establishments with an average of—					
	1 to 4 employees .....	—	—	—	—	—
	5 to 9 employees .....	1	a	D	D	D
	10 to 19 employees .....	1	a	D	D	D
	20 to 49 employees .....	1	b	D	D	D
	50 to 99 employees .....	2	c	D	D	D
	100 to 249 employees .....	—	—	—	—	—
	250 to 499 employees .....	—	—	—	—	—
	500 employees or more .....	—	—	—	—	—
<b>23</b>	<b>Apparel &amp; other textile products .....</b>	<b>223</b>	<b>21 818</b>	<b>232 521</b>	<b>678 159</b>	<b>1 079 676</b>
	Establishments with an average of—					
	1 to 4 employees .....	41	105	705	5 344	5 865
	5 to 9 employees .....	24	172	1 804	6 964	10 753
	10 to 19 employees .....	37	539	5 855	14 776	24 693
	20 to 49 employees .....	41	1 341	14 201	38 264	65 387
	50 to 99 employees .....	25	1 769	17 512	34 452	55 997
	100 to 249 employees .....	25	3 930	40 796	101 389	160 441
	250 to 499 employees .....	18	5 941	64 583	173 659	260 027
	500 employees or more .....	12	8 021	87 065	303 311	496 513
231	Men's & boys' suits & coats .....	10	1 415	16 547	30 232	54 937
	Establishments with an average of—					
	1 to 4 employees .....	1	a	D	D	D
	5 to 9 employees .....	—	—	—	—	—
	10 to 19 employees .....	—	—	—	—	—
	20 to 49 employees .....	—	—	—	—	—
	50 to 99 employees .....	5	e	D	D	D
	100 to 249 employees .....	1	c	D	D	D
	250 to 499 employees .....	3	f	D	D	D
	500 employees or more .....	—	—	—	—	—
232	Men's & boys' furnishings .....	69	9 312	103 964	306 647	454 364
	Establishments with an average of—					
	1 to 4 employees .....	12	32	237	1 246	2 050
	5 to 9 employees .....	7	47	830	3 922	5 567
	10 to 19 employees .....	8	115	1 987	5 529	8 612
	20 to 49 employees .....	11	386	4 732	16 114	26 752
	50 to 99 employees .....	7	490	4 600	11 985	18 054
	100 to 249 employees .....	10	1 754	19 193	54 600	84 872
	250 to 499 employees .....	8	2 839	29 555	87 998	109 678
	500 employees or more .....	6	3 649	42 830	125 253	198 779
233	Women's & children's outerwear .....	52	1 829	17 576	54 211	87 060
	Establishments with an average of—					
	1 to 4 employees .....	10	26	248	1 482	2 106
	5 to 9 employees .....	10	b	D	D	D
	10 to 19 employees .....	13	c	D	D	D
	20 to 49 employees .....	13	462	4 335	9 061	16 810
	50 to 99 employees .....	3	183	1 732	3 897	6 495
	100 to 249 employees .....	2	e	D	D	D
	250 to 499 employees .....	—	—	—	—	—
	500 employees or more .....	1	f	D	D	D
234	Women's & children's undergarments .....	35	6 719	69 421	216 644	374 794
	Establishments with an average of—					
	1 to 4 employees .....	1	a	D	D	D
	5 to 9 employees .....	—	—	—	—	—
	10 to 19 employees .....	3	b	D	D	D
	20 to 49 employees .....	5	c	D	D	D
	50 to 99 employees .....	7	e	D	D	D
	100 to 249 employees .....	9	1 193	11 185	17 814	37 627
	250 to 499 employees .....	6	1 892	20 164	55 972	95 433
	500 employees or more .....	4	h	D	D	D
235	Hats, caps, & millinery .....	1	a	D	D	D
	Establishments with an average of—					
	1 to 4 employees .....	—	—	—	—	—
	5 to 9 employees .....	—	—	—	—	—
	10 to 19 employees .....	1	a	D	D	D
	20 to 49 employees .....	—	—	—	—	—
	50 to 99 employees .....	—	—	—	—	—
	100 to 249 employees .....	—	—	—	—	—
	250 to 499 employees .....	—	—	—	—	—
	500 employees or more .....	—	—	—	—	—

**Table 7. Selected Statistics by Employment Size of Establishment for Industry Groups: 1997 and 1992—Con.**

[Detail may not add to total because of rounding. For meaning of abbreviations and symbols, see introductory text. For explanation of terms, see Appendix A]

SIC code	Industry group and employment size of establishment	Establishments (number)	All employees+		Value added by manufacture (\$1,000)	Value of shipments (\$1,000)
			Total (number)	Payroll (\$1,000)		
	<b>1997—Con.</b>					
<b>23</b>	<b>Apparel &amp; other textile products—Con.</b>					
236	Girls' & children's outerwear.....	10	477	3 829	16 057	19 527
	Establishments with an average of—					
	1 to 4 employees .....	4	13	65	216	333
	5 to 9 employees .....	1	a	D	D	D
	10 to 19 employees .....	1	a	D	D	D
	20 to 49 employees .....	2	b	D	D	D
	50 to 99 employees .....	—	—	—	—	—
	100 to 249 employees .....	2	e	D	D	D
	250 to 499 employees .....	—	—	—	—	—
	500 employees or more .....	—	—	—	—	—
237	Fur goods.....	—	—	—	—	—
	Establishments with an average of—					
	1 to 4 employees .....	—	—	—	—	—
	5 to 9 employees .....	—	—	—	—	—
	10 to 19 employees .....	—	—	—	—	—
	20 to 49 employees .....	—	—	—	—	—
	50 to 99 employees .....	—	—	—	—	—
	100 to 249 employees .....	—	—	—	—	—
	250 to 499 employees .....	—	—	—	—	—
	500 employees or more .....	—	—	—	—	—
238	Miscellaneous apparel & accessories.....	3	c	D	D	D
	Establishments with an average of—					
	1 to 4 employees .....	1	a	D	D	D
	5 to 9 employees .....	—	—	—	—	—
	10 to 19 employees .....	—	—	—	—	—
	20 to 49 employees .....	1	b	D	D	D
	50 to 99 employees .....	1	b	D	D	D
	100 to 249 employees .....	—	—	—	—	—
	250 to 499 employees .....	—	—	—	—	—
	500 employees or more .....	—	—	—	—	—
239	Miscellaneous fabricated textile products.....	43	1 927	19 720	51 021	83 699
	Establishments with an average of—					
	1 to 4 employees .....	12	b	D	D	D
	5 to 9 employees .....	6	49	451	1 108	2 187
	10 to 19 employees .....	11	172	1 731	4 953	7 866
	20 to 49 employees .....	9	c	D	D	D
	50 to 99 employees .....	2	c	D	D	D
	100 to 249 employees .....	1	c	D	D	D
	250 to 499 employees .....	1	e	D	D	D
	500 employees or more .....	1	f	D	D	D
<b>24</b>	<b>Lumber &amp; wood products .....</b>	<b>117</b>	<b>g</b>	<b>D</b>	<b>D</b>	<b>D</b>
	Establishments with an average of—					
	1 to 4 employees .....	59	134	899	2 684	4 873
	5 to 9 employees .....	22	145	1 328	4 239	7 629
	10 to 19 employees .....	18	254	2 783	8 256	16 616
	20 to 49 employees .....	14	e	D	D	D
	50 to 99 employees .....	1	b	D	D	D
	100 to 249 employees .....	3	419	4 397	18 240	25 027
	250 to 499 employees .....	—	—	—	—	—
	500 employees or more .....	—	—	—	—	—
241	Logging .....	—	—	—	—	—
	Establishments with an average of—					
	1 to 4 employees .....	—	—	—	—	—
	5 to 9 employees .....	—	—	—	—	—
	10 to 19 employees .....	—	—	—	—	—
	20 to 49 employees .....	—	—	—	—	—
	50 to 99 employees .....	—	—	—	—	—
	100 to 249 employees .....	—	—	—	—	—
	250 to 499 employees .....	—	—	—	—	—
	500 employees or more .....	—	—	—	—	—
242	Sawmills & planing mills .....	1	a	D	D	D
	Establishments with an average of—					
	1 to 4 employees .....	1	a	D	D	D
	5 to 9 employees .....	—	—	—	—	—
	10 to 19 employees .....	—	—	—	—	—
	20 to 49 employees .....	—	—	—	—	—
	50 to 99 employees .....	—	—	—	—	—
	100 to 249 employees .....	—	—	—	—	—
	250 to 499 employees .....	—	—	—	—	—
	500 employees or more .....	—	—	—	—	—
243	Millwork, plywood, & structural members.....	99	1 174	11 574	40 526	64 873
	Establishments with an average of—					
	1 to 4 employees .....	54	c	D	D	D
	5 to 9 employees .....	18	116	1 038	2 574	5 461
	10 to 19 employees .....	15	212	2 194	7 129	13 890
	20 to 49 employees .....	8	231	2 060	7 197	11 259
	50 to 99 employees .....	1	b	D	D	D
	100 to 249 employees .....	3	419	4 397	18 240	25 027
	250 to 499 employees .....	—	—	—	—	—
	500 employees or more .....	—	—	—	—	—

**Table 7. Selected Statistics by Employment Size of Establishment for Industry Groups: 1997 and 1992—Con.**

[Detail may not add to total because of rounding. For meaning of abbreviations and symbols, see introductory text. For explanation of terms, see Appendix A]

SIC code	Industry group and employment size of establishment	Establishments (number)	All employees+		Value added by manufacture (\$1,000)	Value of shipments (\$1,000)	
			Total (number)	Payroll (\$1,000)			
	<b>1997—Con.</b>						
<b>24</b>	<b>Lumber &amp; wood products—Con.</b>						
244	Wood containers.....	10	c	D	D	D	
	Establishments with an average of—						
	1 to 4 employees.....	3	a	D	D	D	
	5 to 9 employees.....	2	a	D	D	D	
	10 to 19 employees.....	1	a	D	D	D	
	20 to 49 employees.....	4	c	D	D	D	
	50 to 99 employees.....	—	—	—	—	—	
	100 to 249 employees.....	—	—	—	—	—	
	250 to 499 employees.....	—	—	—	—	—	
	500 employees or more.....	—	—	—	—	—	
245	Wood buildings & mobile homes.....	2	a	D	D	D	
	Establishments with an average of—						
	1 to 4 employees.....	1	a	D	D	D	
	5 to 9 employees.....	1	a	D	D	D	
	10 to 19 employees.....	—	—	—	—	—	
	20 to 49 employees.....	—	—	—	—	—	
	50 to 99 employees.....	—	—	—	—	—	
	100 to 249 employees.....	—	—	—	—	—	
	250 to 499 employees.....	—	—	—	—	—	
	500 employees or more.....	—	—	—	—	—	
249	Miscellaneous wood products.....	5	c	D	D	D	
	Establishments with an average of—						
	1 to 4 employees.....	—	—	—	—	—	
	5 to 9 employees.....	1	a	D	D	D	
	10 to 19 employees.....	2	b	D	D	D	
	20 to 49 employees.....	2	b	D	D	D	
	50 to 99 employees.....	—	—	—	—	—	
	100 to 249 employees.....	—	—	—	—	—	
	250 to 499 employees.....	—	—	—	—	—	
	500 employees or more.....	—	—	—	—	—	
<b>25</b>	<b>Furniture &amp; fixtures.....</b>	<b>146</b>		<b>2 472</b>	<b>29 659</b>	<b>96 817</b>	<b>164 696</b>
	Establishments with an average of—						
	1 to 4 employees.....	55	c	D	D	D	
	5 to 9 employees.....	25	167	1 512	4 545	8 179	
	10 to 19 employees.....	30	377	4 250	14 687	25 094	
	20 to 49 employees.....	27	775	9 680	33 695	59 187	
	50 to 99 employees.....	6	402	5 846	16 356	27 957	
	100 to 249 employees.....	3	f	D	D	D	
	250 to 499 employees.....	—	—	—	—	—	
	500 employees or more.....	—	—	—	—	—	
251	Household furniture.....	112		1 776	20 186	63 517	109 903
	Establishments with an average of—						
	1 to 4 employees.....	44	c	D	D	D	
	5 to 9 employees.....	18	c	D	D	D	
	10 to 19 employees.....	24	302	2 924	8 182	14 560	
	20 to 49 employees.....	20	591	7 279	27 315	48 435	
	50 to 99 employees.....	4	e	D	D	D	
	100 to 249 employees.....	2	e	D	D	D	
	250 to 499 employees.....	—	—	—	—	—	
	500 employees or more.....	—	—	—	—	—	
252	Office furniture.....	7		352	5 053	17 082	28 062
	Establishments with an average of—						
	1 to 4 employees.....	1	a	D	D	D	
	5 to 9 employees.....	2	a	D	D	D	
	10 to 19 employees.....	1	a	D	D	D	
	20 to 49 employees.....	1	b	D	D	D	
	50 to 99 employees.....	1	b	D	D	D	
	100 to 249 employees.....	1	c	D	D	D	
	250 to 499 employees.....	—	—	—	—	—	
	500 employees or more.....	—	—	—	—	—	
253	Public building & related furniture.....	9		168	1 882	7 126	12 280
	Establishments with an average of—						
	1 to 4 employees.....	2	a	D	D	D	
	5 to 9 employees.....	3	b	D	D	D	
	10 to 19 employees.....	—	—	—	—	—	
	20 to 49 employees.....	3	82	899	2 450	4 060	
	50 to 99 employees.....	1	b	D	D	D	
	100 to 249 employees.....	—	—	—	—	—	
	250 to 499 employees.....	—	—	—	—	—	
	500 employees or more.....	—	—	—	—	—	
254	Partitions & fixtures.....	8		46	772	4 534	7 133
	Establishments with an average of—						
	1 to 4 employees.....	5	a	D	D	D	
	5 to 9 employees.....	1	a	D	D	D	
	10 to 19 employees.....	2	b	D	D	D	
	20 to 49 employees.....	—	—	—	—	—	
	50 to 99 employees.....	—	—	—	—	—	
	100 to 249 employees.....	—	—	—	—	—	
	250 to 499 employees.....	—	—	—	—	—	
	500 employees or more.....	—	—	—	—	—	

**Table 7. Selected Statistics by Employment Size of Establishment for Industry Groups: 1997 and 1992—Con.**

[Detail may not add to total because of rounding. For meaning of abbreviations and symbols, see introductory text. For explanation of terms, see Appendix A]

SIC code	Industry group and employment size of establishment	Establishments (number)	All employees+		Value added by manufacture (\$1,000)	Value of shipments (\$1,000)
			Total (number)	Payroll (\$1,000)		
	<b>1997—Con.</b>					
<b>25</b>	<b>Furniture &amp; fixtures—Con.</b>					
259	Miscellaneous furniture & fixtures .....	10	130	1 766	4 558	7 318
	Establishments with an average of—					
	1 to 4 employees .....	3	a	D	D	D
	5 to 9 employees .....	1	a	D	D	D
	10 to 19 employees .....	3	39	583	1 787	2 927
	20 to 49 employees .....	3	b	D	D	D
	50 to 99 employees .....	—	—	—	—	—
	100 to 249 employees .....	—	—	—	—	—
	250 to 499 employees .....	—	—	—	—	—
	500 employees or more .....	—	—	—	—	—
<b>26</b>	<b>Paper &amp; allied products .....</b>	<b>41</b>	<b>2 152</b>	<b>42 773</b>	<b>162 318</b>	<b>283 326</b>
	Establishments with an average of—					
	1 to 4 employees .....	2	a	D	D	D
	5 to 9 employees .....	4	b	D	D	D
	10 to 19 employees .....	7	93	1 572	24 354	40 416
	20 to 49 employees .....	12	372	5 869	26 467	51 744
	50 to 99 employees .....	10	747	15 303	45 473	95 705
	100 to 249 employees .....	6	907	19 612	64 180	92 945
	250 to 499 employees .....	—	—	—	—	—
	500 employees or more .....	—	—	—	—	—
261	Pulp mills .....	—	—	—	—	—
	Establishments with an average of—					
	1 to 4 employees .....	—	—	—	—	—
	5 to 9 employees .....	—	—	—	—	—
	10 to 19 employees .....	—	—	—	—	—
	20 to 49 employees .....	—	—	—	—	—
	50 to 99 employees .....	—	—	—	—	—
	100 to 249 employees .....	—	—	—	—	—
	250 to 499 employees .....	—	—	—	—	—
	500 employees or more .....	—	—	—	—	—
262	Paper mills .....	4	90	985	5 824	8 053
	Establishments with an average of—					
	1 to 4 employees .....	1	a	D	D	D
	5 to 9 employees .....	—	—	—	—	—
	10 to 19 employees .....	1	a	D	D	D
	20 to 49 employees .....	2	b	D	D	D
	50 to 99 employees .....	—	—	—	—	—
	100 to 249 employees .....	—	—	—	—	—
	250 to 499 employees .....	—	—	—	—	—
	500 employees or more .....	—	—	—	—	—
263	Paperboard mills .....	6	128	2 652	25 594	44 919
	Establishments with an average of—					
	1 to 4 employees .....	—	—	—	—	—
	5 to 9 employees .....	1	a	D	D	D
	10 to 19 employees .....	2	b	D	D	D
	20 to 49 employees .....	2	b	D	D	D
	50 to 99 employees .....	1	b	D	D	D
	100 to 249 employees .....	—	—	—	—	—
	250 to 499 employees .....	—	—	—	—	—
	500 employees or more .....	—	—	—	—	—
265	Paperboard containers & boxes .....	19	1 432	29 682	101 760	183 325
	Establishments with an average of—					
	1 to 4 employees .....	1	a	D	D	D
	5 to 9 employees .....	1	a	D	D	D
	10 to 19 employees .....	1	a	D	D	D
	20 to 49 employees .....	5	146	2 282	10 391	27 670
	50 to 99 employees .....	5	356	7 507	24 639	59 846
	100 to 249 employees .....	6	907	19 612	64 180	92 945
	250 to 499 employees .....	—	—	—	—	—
	500 employees or more .....	—	—	—	—	—
267	Miscellaneous converted paper products .....	12	502	9 454	29 140	47 029
	Establishments with an average of—					
	1 to 4 employees .....	—	—	—	—	—
	5 to 9 employees .....	2	a	D	D	D
	10 to 19 employees .....	3	b	D	D	D
	20 to 49 employees .....	3	107	1 781	6 901	10 891
	50 to 99 employees .....	4	e	D	D	D
	100 to 249 employees .....	—	—	—	—	—
	250 to 499 employees .....	—	—	—	—	—
	500 employees or more .....	—	—	—	—	—
<b>27</b>	<b>Printing &amp; publishing .....</b>	<b>208</b>	<b>6 469</b>	<b>126 166</b>	<b>430 227</b>	<b>712 753</b>
	Establishments with an average of—					
	1 to 4 employees .....	88	194	2 029	8 222	13 171
	5 to 9 employees .....	40	275	3 798	11 613	19 290
	10 to 19 employees .....	37	499	8 314	23 253	39 257
	20 to 49 employees .....	27	775	13 325	40 681	67 474
	50 to 99 employees .....	5	348	6 046	17 765	37 380
	100 to 249 employees .....	8	1 375	28 145	96 847	149 772
	250 to 499 employees .....	—	—	—	—	—
	500 employees or more .....	3	3 003	64 509	231 846	386 409

**Table 7. Selected Statistics by Employment Size of Establishment for Industry Groups: 1997 and 1992—Con.**

[Detail may not add to total because of rounding. For meaning of abbreviations and symbols, see introductory text. For explanation of terms, see Appendix A]

SIC code	Industry group and employment size of establishment	Establishments (number)	All employees+		Value added by manufacture (\$1,000)	Value of shipments (\$1,000)
			Total (number)	Payroll (\$1,000)		
	<b>1997—Con.</b>					
<b>27</b>	<b>Printing &amp; publishing—Con.</b>					
271	Newspapers .....	26	3 608	75 410	260 200	432 261
	Establishments with an average of—					
	1 to 4 employees .....	7	14	281	861	1 456
	5 to 9 employees .....	6	46	775	2 543	4 217
	10 to 19 employees .....	3	b	D	D	D
	20 to 49 employees .....	5	c	D	D	D
	50 to 99 employees .....	—	—	—	—	—
	100 to 249 employees .....	2	e	D	D	D
	250 to 499 employees .....	—	—	—	—	—
	500 employees or more .....	3	3 003	64 509	231 846	386 409
272	Periodicals .....	14	123	1 910	8 491	12 956
	Establishments with an average of—					
	1 to 4 employees .....	4	a	D	D	D
	5 to 9 employees .....	3	20	484	2 083	3 247
	10 to 19 employees .....	6	76	911	4 847	7 367
	20 to 49 employees .....	1	b	D	D	D
	50 to 99 employees .....	—	—	—	—	—
	100 to 249 employees .....	—	—	—	—	—
	250 to 499 employees .....	—	—	—	—	—
	500 employees or more .....	—	—	—	—	—
273	Books .....	5	48	808	2 267	2 949
	Establishments with an average of—					
	1 to 4 employees .....	2	a	D	D	D
	5 to 9 employees .....	1	a	D	D	D
	10 to 19 employees .....	1	a	D	D	D
	20 to 49 employees .....	1	b	D	D	D
	50 to 99 employees .....	—	—	—	—	—
	100 to 249 employees .....	—	—	—	—	—
	250 to 499 employees .....	—	—	—	—	—
	500 employees or more .....	—	—	—	—	—
274	Miscellaneous publishing .....	8	c	D	D	D
	Establishments with an average of—					
	1 to 4 employees .....	3	5	28	137	211
	5 to 9 employees .....	2	a	D	D	D
	10 to 19 employees .....	2	b	D	D	D
	20 to 49 employees .....	—	—	—	—	—
	50 to 99 employees .....	—	—	—	—	—
	100 to 249 employees .....	1	c	D	D	D
	250 to 499 employees .....	—	—	—	—	—
	500 employees or more .....	—	—	—	—	—
275	Commercial printing .....	148	2 264	37 151	107 504	184 138
	Establishments with an average of—					
	1 to 4 employees .....	68	158	1 588	6 738	10 692
	5 to 9 employees .....	27	184	2 207	5 713	9 901
	10 to 19 employees .....	24	330	5 120	12 958	22 318
	20 to 49 employees .....	20	592	10 054	30 262	50 872
	50 to 99 employees .....	5	348	6 046	17 765	37 380
	100 to 249 employees .....	4	652	12 136	34 068	52 975
	250 to 499 employees .....	—	—	—	—	—
	500 employees or more .....	—	—	—	—	—
276	Manifold business forms .....	3	c	D	D	D
	Establishments with an average of—					
	1 to 4 employees .....	2	a	D	D	D
	5 to 9 employees .....	—	—	—	—	—
	10 to 19 employees .....	—	—	—	—	—
	20 to 49 employees .....	—	—	—	—	—
	50 to 99 employees .....	—	—	—	—	—
	100 to 249 employees .....	1	c	D	D	D
	250 to 499 employees .....	—	—	—	—	—
	500 employees or more .....	—	—	—	—	—
277	Greeting cards .....	—	—	—	—	—
	Establishments with an average of—					
	1 to 4 employees .....	—	—	—	—	—
	5 to 9 employees .....	—	—	—	—	—
	10 to 19 employees .....	—	—	—	—	—
	20 to 49 employees .....	—	—	—	—	—
	50 to 99 employees .....	—	—	—	—	—
	100 to 249 employees .....	—	—	—	—	—
	250 to 499 employees .....	—	—	—	—	—
	500 employees or more .....	—	—	—	—	—
278	Blankbooks & bookbinding .....	1	a	D	D	D
	Establishments with an average of—					
	1 to 4 employees .....	1	a	D	D	D
	5 to 9 employees .....	—	—	—	—	—
	10 to 19 employees .....	—	—	—	—	—
	20 to 49 employees .....	—	—	—	—	—
	50 to 99 employees .....	—	—	—	—	—
	100 to 249 employees .....	—	—	—	—	—
	250 to 499 employees .....	—	—	—	—	—
	500 employees or more .....	—	—	—	—	—

**Table 7. Selected Statistics by Employment Size of Establishment for Industry Groups: 1997 and 1992—Con.**

[Detail may not add to total because of rounding. For meaning of abbreviations and symbols, see introductory text. For explanation of terms, see Appendix A]

SIC code	Industry group and employment size of establishment	Establishments (number)	All employees+		Value added by manufacture (\$1,000)	Value of shipments (\$1,000)
			Total (number)	Payroll (\$1,000)		
	<b>1997—Con.</b>					
<b>27</b>	<b>Printing &amp; publishing—Con.</b>					
279	Printing trade services .....	3	18	197	357	883
	Establishments with an average of—					
	1 to 4 employees .....	1	a	D	D	D
	5 to 9 employees .....	1	a	D	D	D
	10 to 19 employees .....	1	a	D	D	D
	20 to 49 employees .....	—	—	—	—	—
	50 to 99 employees .....	—	—	—	—	—
	100 to 249 employees .....	—	—	—	—	—
	250 to 499 employees .....	—	—	—	—	—
	500 employees or more .....	—	—	—	—	—
<b>28</b>	<b>Chemicals &amp; allied products .....</b>	<b>186</b>	<b>37 860</b>	<b>1 149 498</b>	<b>21 392 844</b>	<b>25 418 347</b>
	Establishments with an average of—					
	1 to 4 employees .....	15	b	D	D	D
	5 to 9 employees .....	13	89	1 629	8 494	11 957
	10 to 19 employees .....	24	316	6 040	42 003	51 188
	20 to 49 employees .....	26	792	16 919	486 093	773 637
	50 to 99 employees .....	25	1 882	43 057	1 018 065	1 298 939
	100 to 249 employees .....	36	5 840	188 049	3 290 728	3 899 894
	250 to 499 employees .....	25	8 837	272 957	4 331 093	5 175 680
	500 employees or more .....	22	j	D	D	D
281	Industrial inorganic chemicals .....	10	e	D	D	D
	Establishments with an average of—					
	1 to 4 employees .....	2	a	D	D	D
	5 to 9 employees .....	—	—	—	—	—
	10 to 19 employees .....	3	37	1 374	13 448	17 912
	20 to 49 employees .....	3	89	2 424	4 531	9 836
	50 to 99 employees .....	2	c	D	D	D
	100 to 249 employees .....	—	—	—	—	—
	250 to 499 employees .....	—	—	—	—	—
	500 employees or more .....	—	—	—	—	—
282	Plastics materials & synthetics .....	22	2 289	47 931	272 540	354 141
	Establishments with an average of—					
	1 to 4 employees .....	1	a	D	D	D
	5 to 9 employees .....	2	a	D	D	D
	10 to 19 employees .....	6	b	D	D	D
	20 to 49 employees .....	4	135	2 305	10 605	19 750
	50 to 99 employees .....	4	271	4 425	11 867	22 451
	100 to 249 employees .....	3	429	12 409	135 571	172 587
	250 to 499 employees .....	1	e	D	D	D
	500 employees or more .....	1	g	D	D	D
283	Drugs .....	92	30 561	991 458	19 656 200	23 220 328
	Establishments with an average of—					
	1 to 4 employees .....	5	a	D	D	D
	5 to 9 employees .....	2	a	D	D	D
	10 to 19 employees .....	4	51	1 571	17 350	16 732
	20 to 49 employees .....	5	154	4 949	437 058	694 341
	50 to 99 employees .....	12	959	25 653	781 497	1 006 608
	100 to 249 employees .....	24	4 038	139 259	2 276 981	2 656 693
	250 to 499 employees .....	20	7 023	234 000	4 062 426	4 789 068
	500 employees or more .....	20	18 309	585 376	12 076 160	14 050 635
284	Soaps, cleaners, & toilet goods .....	27	2 865	57 558	478 639	630 268
	Establishments with an average of—					
	1 to 4 employees .....	1	a	D	D	D
	5 to 9 employees .....	3	a	D	D	D
	10 to 19 employees .....	5	67	738	4 725	7 137
	20 to 49 employees .....	8	245	4 032	17 653	30 208
	50 to 99 employees .....	2	c	D	D	D
	100 to 249 employees .....	4	501	12 059	113 686	150 416
	250 to 499 employees .....	3	g	D	D	D
	500 employees or more .....	1	f	D	D	D
285	Paints & allied products .....	12	750	12 189	84 896	105 744
	Establishments with an average of—					
	1 to 4 employees .....	1	a	D	D	D
	5 to 9 employees .....	2	a	D	D	D
	10 to 19 employees .....	1	a	D	D	D
	20 to 49 employees .....	2	b	D	D	D
	50 to 99 employees .....	4	e	D	D	D
	100 to 249 employees .....	2	e	D	D	D
	250 to 499 employees .....	—	—	—	—	—
	500 employees or more .....	—	—	—	—	—
286	Industrial organic chemicals .....	—	—	—	—	—
	Establishments with an average of—					
	1 to 4 employees .....	—	—	—	—	—
	5 to 9 employees .....	—	—	—	—	—
	10 to 19 employees .....	—	—	—	—	—
	20 to 49 employees .....	—	—	—	—	—
	50 to 99 employees .....	—	—	—	—	—
	100 to 249 employees .....	—	—	—	—	—
	250 to 499 employees .....	—	—	—	—	—
	500 employees or more .....	—	—	—	—	—

**Table 7. Selected Statistics by Employment Size of Establishment for Industry Groups: 1997 and 1992—Con.**

[Detail may not add to total because of rounding. For meaning of abbreviations and symbols, see introductory text. For explanation of terms, see Appendix A]

SIC code	Industry group and employment size of establishment	Establishments (number)	All employees+		Value added by manufacture (\$1,000)	Value of shipments (\$1,000)
			Total (number)	Payroll (\$1,000)		
	<b>1997—Con.</b>					
<b>28</b>	<b>Chemicals &amp; allied products—Con.</b>					
287	Agricultural chemicals .....	5	e	D	D	D
	Establishments with an average of—					
	1 to 4 employees .....	—	—	—	—	—
	5 to 9 employees .....	—	—	—	—	—
	10 to 19 employees .....	1	a	D	D	D
	20 to 49 employees .....	1	b	D	D	D
	50 to 99 employees .....	1	b	D	D	D
	100 to 249 employees .....	2	e	D	D	D
	250 to 499 employees .....	—	—	—	—	—
	500 employees or more .....	—	—	—	—	—
289	Miscellaneous chemical products .....	18	657	17 692	271 885	362 502
	Establishments with an average of—					
	1 to 4 employees .....	5	a	D	D	D
	5 to 9 employees .....	4	b	D	D	D
	10 to 19 employees .....	4	b	D	D	D
	20 to 49 employees .....	3	b	D	D	D
	50 to 99 employees .....	—	—	—	—	—
	100 to 249 employees .....	1	c	D	D	D
	250 to 499 employees .....	1	e	D	D	D
	500 employees or more .....	—	—	—	—	—
<b>29</b>	<b>Petroleum &amp; coal products .....</b>	<b>28</b>	<b>1 555</b>	<b>48 571</b>	<b>848 676</b>	<b>1 219 881</b>
	Establishments with an average of—					
	1 to 4 employees .....	5	15	285	1 993	7 919
	5 to 9 employees .....	3	b	D	D	D
	10 to 19 employees .....	6	89	1 624	13 487	29 009
	20 to 49 employees .....	8	257	7 249	206 958	256 708
	50 to 99 employees .....	1	b	D	D	D
	100 to 249 employees .....	3	f	D	D	D
	250 to 499 employees .....	2	f	D	D	D
	500 employees or more .....	—	—	—	—	—
291	Petroleum refining .....	9	781	32 560	806 283	1 069 185
	Establishments with an average of—					
	1 to 4 employees .....	—	—	—	—	—
	5 to 9 employees .....	—	—	—	—	—
	10 to 19 employees .....	2	b	D	D	D
	20 to 49 employees .....	5	c	D	D	D
	50 to 99 employees .....	—	—	—	—	—
	100 to 249 employees .....	—	—	—	—	—
	250 to 499 employees .....	2	f	D	D	D
	500 employees or more .....	—	—	—	—	—
295	Asphalt paving & roofing materials .....	16	f	D	D	D
	Establishments with an average of—					
	1 to 4 employees .....	4	a	D	D	D
	5 to 9 employees .....	3	b	D	D	D
	10 to 19 employees .....	3	b	D	D	D
	20 to 49 employees .....	2	b	D	D	D
	50 to 99 employees .....	1	b	D	D	D
	100 to 249 employees .....	3	f	D	D	D
	250 to 499 employees .....	—	—	—	—	—
	500 employees or more .....	—	—	—	—	—
299	Miscellaneous petroleum & coal products .....	3	b	D	D	D
	Establishments with an average of—					
	1 to 4 employees .....	1	a	D	D	D
	5 to 9 employees .....	—	—	—	—	—
	10 to 19 employees .....	1	a	D	D	D
	20 to 49 employees .....	1	b	D	D	D
	50 to 99 employees .....	—	—	—	—	—
	100 to 249 employees .....	—	—	—	—	—
	250 to 499 employees .....	—	—	—	—	—
	500 employees or more .....	—	—	—	—	—
<b>30</b>	<b>Rubber &amp; miscellaneous plastics products .....</b>	<b>71</b>	<b>4 924</b>	<b>86 935</b>	<b>376 623</b>	<b>612 657</b>
	Establishments with an average of—					
	1 to 4 employees .....	7	b	D	D	D
	5 to 9 employees .....	3	b	D	D	D
	10 to 19 employees .....	19	e	D	D	D
	20 to 49 employees .....	20	684	10 396	48 619	90 533
	50 to 99 employees .....	10	683	12 804	34 190	64 463
	100 to 249 employees .....	6	919	15 411	54 832	90 779
	250 to 499 employees .....	5	1 812	31 265	185 995	270 598
	500 employees or more .....	1	f	D	D	D
301	Tires & inner tubes .....	3	116	1 909	5 170	8 059
	Establishments with an average of—					
	1 to 4 employees .....	—	—	—	—	—
	5 to 9 employees .....	—	—	—	—	—
	10 to 19 employees .....	1	a	D	D	D
	20 to 49 employees .....	1	b	D	D	D
	50 to 99 employees .....	1	b	D	D	D
	100 to 249 employees .....	—	—	—	—	—
	250 to 499 employees .....	—	—	—	—	—
	500 employees or more .....	—	—	—	—	—

**Table 7. Selected Statistics by Employment Size of Establishment for Industry Groups: 1997 and 1992—Con.**

[Detail may not add to total because of rounding. For meaning of abbreviations and symbols, see introductory text. For explanation of terms, see Appendix A]

SIC code	Industry group and employment size of establishment	Establishments (number)	All employees+		Value added by manufacture (\$1,000)	Value of shipments (\$1,000)
			Total (number)	Payroll (\$1,000)		
	<b>1997—Con.</b>					
<b>30</b>	<b>Rubber &amp; miscellaneous plastics products—Con.</b>					
302	Rubber & plastics footwear .....	—	—	—	—	—
	Establishments with an average of—					
	1 to 4 employees .....	—	—	—	—	—
	5 to 9 employees .....	—	—	—	—	—
	10 to 19 employees .....	—	—	—	—	—
	20 to 49 employees .....	—	—	—	—	—
	50 to 99 employees .....	—	—	—	—	—
	100 to 249 employees .....	—	—	—	—	—
	250 to 499 employees .....	—	—	—	—	—
	500 employees or more .....	—	—	—	—	—
305	Hose & belting & gaskets & packing .....	2	b	D	D	D
	Establishments with an average of—					
	1 to 4 employees .....	—	—	—	—	—
	5 to 9 employees .....	—	—	—	—	—
	10 to 19 employees .....	1	a	D	D	D
	20 to 49 employees .....	1	b	D	D	D
	50 to 99 employees .....	—	—	—	—	—
	100 to 249 employees .....	—	—	—	—	—
	250 to 499 employees .....	—	—	—	—	—
	500 employees or more .....	—	—	—	—	—
306	Fabricated rubber products, nec .....	2	b	D	D	D
	Establishments with an average of—					
	1 to 4 employees .....	—	—	—	—	—
	5 to 9 employees .....	—	—	—	—	—
	10 to 19 employees .....	—	—	—	—	—
	20 to 49 employees .....	2	b	D	D	D
	50 to 99 employees .....	—	—	—	—	—
	100 to 249 employees .....	—	—	—	—	—
	250 to 499 employees .....	—	—	—	—	—
	500 employees or more .....	—	—	—	—	—
308	Miscellaneous plastics products, nec .....	64	4 693	83 020	365 318	592 673
	Establishments with an average of—					
	1 to 4 employees .....	7	b	D	D	D
	5 to 9 employees .....	3	b	D	D	D
	10 to 19 employees .....	17	e	D	D	D
	20 to 49 employees .....	16	f	D	D	D
	50 to 99 employees .....	9	f	D	D	D
	100 to 249 employees .....	6	919	15 411	54 832	90 779
	250 to 499 employees .....	5	1 812	31 265	185 995	270 598
	500 employees or more .....	1	f	D	D	D
<b>31</b>	<b>Leather &amp; leather products .....</b>	<b>25</b>	<b>5 752</b>	<b>80 296</b>	<b>218 489</b>	<b>426 102</b>
	Establishments with an average of—					
	1 to 4 employees .....	6	a	D	D	D
	5 to 9 employees .....	3	b	D	D	D
	10 to 19 employees .....	3	b	D	D	D
	20 to 49 employees .....	—	—	—	—	—
	50 to 99 employees .....	1	b	D	D	D
	100 to 249 employees .....	5	909	15 394	41 361	67 876
	250 to 499 employees .....	3	1 176	15 258	43 527	91 425
	500 employees or more .....	4	3 491	47 814	127 589	256 943
311	Leather tanning & finishing .....	—	—	—	—	—
	Establishments with an average of—					
	1 to 4 employees .....	—	—	—	—	—
	5 to 9 employees .....	—	—	—	—	—
	10 to 19 employees .....	—	—	—	—	—
	20 to 49 employees .....	—	—	—	—	—
	50 to 99 employees .....	—	—	—	—	—
	100 to 249 employees .....	—	—	—	—	—
	250 to 499 employees .....	—	—	—	—	—
	500 employees or more .....	—	—	—	—	—
313	Footwear cut stock .....	—	—	—	—	—
	Establishments with an average of—					
	1 to 4 employees .....	—	—	—	—	—
	5 to 9 employees .....	—	—	—	—	—
	10 to 19 employees .....	—	—	—	—	—
	20 to 49 employees .....	—	—	—	—	—
	50 to 99 employees .....	—	—	—	—	—
	100 to 249 employees .....	—	—	—	—	—
	250 to 499 employees .....	—	—	—	—	—
	500 employees or more .....	—	—	—	—	—
314	Footwear, except rubber .....	15	4 888	66 465	189 519	371 971
	Establishments with an average of—					
	1 to 4 employees .....	3	a	D	D	D
	5 to 9 employees .....	—	—	—	—	—
	10 to 19 employees .....	1	a	D	D	D
	20 to 49 employees .....	—	—	—	—	—
	50 to 99 employees .....	1	b	D	D	D
	100 to 249 employees .....	4	f	D	D	D
	250 to 499 employees .....	3	1 176	15 258	43 527	91 425
	500 employees or more .....	3	h	D	D	D



**Table 7. Selected Statistics by Employment Size of Establishment for Industry Groups: 1997 and 1992—Con.**

[Detail may not add to total because of rounding. For meaning of abbreviations and symbols, see introductory text. For explanation of terms, see Appendix A]

SIC code	Industry group and employment size of establishment	Establishments (number)	All employees+		Value added by manufacture (\$1,000)	Value of shipments (\$1,000)
			Total (number)	Payroll (\$1,000)		
	<b>1997—Con.</b>					
<b>31</b>	<b>Leather &amp; leather products—Con.</b>					
315	Leather gloves & mittens .....	—	—	—	—	—
	Establishments with an average of—					
	1 to 4 employees .....	—	—	—	—	—
	5 to 9 employees .....	—	—	—	—	—
	10 to 19 employees .....	—	—	—	—	—
	20 to 49 employees .....	—	—	—	—	—
	50 to 99 employees .....	—	—	—	—	—
	100 to 249 employees .....	—	—	—	—	—
	250 to 499 employees .....	—	—	—	—	—
	500 employees or more .....	—	—	—	—	—
316	Luggage .....	1	a	D	D	D
	Establishments with an average of—					
	1 to 4 employees .....	—	—	—	—	—
	5 to 9 employees .....	—	—	—	—	—
	10 to 19 employees .....	1	a	D	D	D
	20 to 49 employees .....	—	—	—	—	—
	50 to 99 employees .....	—	—	—	—	—
	100 to 249 employees .....	—	—	—	—	—
	250 to 499 employees .....	—	—	—	—	—
	500 employees or more .....	—	—	—	—	—
317	Handbags & personal leather goods .....	5	c	D	D	D
	Establishments with an average of—					
	1 to 4 employees .....	2	a	D	D	D
	5 to 9 employees .....	1	a	D	D	D
	10 to 19 employees .....	1	a	D	D	D
	20 to 49 employees .....	—	—	—	—	—
	50 to 99 employees .....	—	—	—	—	—
	100 to 249 employees .....	1	c	D	D	D
	250 to 499 employees .....	—	—	—	—	—
	500 employees or more .....	—	—	—	—	—
319	Leather goods, nec .....	4	f	D	D	D
	Establishments with an average of—					
	1 to 4 employees .....	1	a	D	D	D
	5 to 9 employees .....	2	a	D	D	D
	10 to 19 employees .....	—	—	—	—	—
	20 to 49 employees .....	—	—	—	—	—
	50 to 99 employees .....	—	—	—	—	—
	100 to 249 employees .....	—	—	—	—	—
	250 to 499 employees .....	—	—	—	—	—
	500 employees or more .....	1	f	D	D	D
<b>32</b>	<b>Stone, clay, &amp; glass products .....</b>	<b>159</b>	<b>5 298</b>	<b>105 978</b>	<b>565 171</b>	<b>726 497</b>
	Establishments with an average of—					
	1 to 4 employees .....	31	b	D	D	D
	5 to 9 employees .....	21	153	2 827	17 434	22 581
	10 to 19 employees .....	43	626	8 149	67 877	85 156
	20 to 49 employees .....	46	1 466	22 278	120 723	157 436
	50 to 99 employees .....	9	577	8 903	40 457	49 478
	100 to 249 employees .....	5	803	18 758	78 265	114 419
	250 to 499 employees .....	3	1 100	33 540	171 397	225 737
	500 employees or more .....	1	f	D	D	D
321	Flat glass .....	2	b	D	D	D
	Establishments with an average of—					
	1 to 4 employees .....	—	—	—	—	—
	5 to 9 employees .....	—	—	—	—	—
	10 to 19 employees .....	—	—	—	—	—
	20 to 49 employees .....	2	b	D	D	D
	50 to 99 employees .....	—	—	—	—	—
	100 to 249 employees .....	—	—	—	—	—
	250 to 499 employees .....	—	—	—	—	—
	500 employees or more .....	—	—	—	—	—
322	Glass & glassware, pressed or blown .....	—	—	—	—	—
	Establishments with an average of—					
	1 to 4 employees .....	—	—	—	—	—
	5 to 9 employees .....	—	—	—	—	—
	10 to 19 employees .....	—	—	—	—	—
	20 to 49 employees .....	—	—	—	—	—
	50 to 99 employees .....	—	—	—	—	—
	100 to 249 employees .....	—	—	—	—	—
	250 to 499 employees .....	—	—	—	—	—
	500 employees or more .....	—	—	—	—	—
323	Products of purchased glass .....	6	f	D	D	D
	Establishments with an average of—					
	1 to 4 employees .....	2	a	D	D	D
	5 to 9 employees .....	1	a	D	D	D
	10 to 19 employees .....	—	—	—	—	—
	20 to 49 employees .....	—	—	—	—	—
	50 to 99 employees .....	2	c	D	D	D
	100 to 249 employees .....	—	—	—	—	—
	250 to 499 employees .....	1	e	D	D	D
	500 employees or more .....	—	—	—	—	—

**Table 7. Selected Statistics by Employment Size of Establishment for Industry Groups: 1997 and 1992—Con.**

[Detail may not add to total because of rounding. For meaning of abbreviations and symbols, see introductory text. For explanation of terms, see Appendix A]

SIC code	Industry group and employment size of establishment	Establishments (number)	All employees+		Value added by manufacture (\$1,000)	Value of shipments (\$1,000)
			Total (number)	Payroll (\$1,000)		
	<b>1997—Con.</b>					
<b>32</b>	<b>Stone, clay, &amp; glass products—Con.</b>					
324	Cement, hydraulic .....	1	c	D	D	D
	Establishments with an average of—					
	1 to 4 employees .....	—	—	—	—	—
	5 to 9 employees .....	—	—	—	—	—
	10 to 19 employees .....	—	—	—	—	—
	20 to 49 employees .....	—	—	—	—	—
	50 to 99 employees .....	—	—	—	—	—
	100 to 249 employees .....	1	c	D	D	D
	250 to 499 employees .....	—	—	—	—	—
	500 employees or more .....	—	—	—	—	—
325	Structural clay products .....	1	a	D	D	D
	Establishments with an average of—					
	1 to 4 employees .....	1	a	D	D	D
	5 to 9 employees .....	—	—	—	—	—
	10 to 19 employees .....	—	—	—	—	—
	20 to 49 employees .....	—	—	—	—	—
	50 to 99 employees .....	—	—	—	—	—
	100 to 249 employees .....	—	—	—	—	—
	250 to 499 employees .....	—	—	—	—	—
	500 employees or more .....	—	—	—	—	—
326	Pottery & related products .....	4	b	D	D	D
	Establishments with an average of—					
	1 to 4 employees .....	2	a	D	D	D
	5 to 9 employees .....	—	—	—	—	—
	10 to 19 employees .....	1	a	D	D	D
	20 to 49 employees .....	1	b	D	D	D
	50 to 99 employees .....	—	—	—	—	—
	100 to 249 employees .....	—	—	—	—	—
	250 to 499 employees .....	—	—	—	—	—
	500 employees or more .....	—	—	—	—	—
327	Concrete, gypsum, & plaster products .....	110	3 462	67 898	386 372	486 603
	Establishments with an average of—					
	1 to 4 employees .....	18	b	D	D	D
	5 to 9 employees .....	15	111	1 938	13 422	16 912
	10 to 19 employees .....	36	528	6 469	61 755	76 272
	20 to 49 employees .....	32	1 000	15 485	94 230	121 074
	50 to 99 employees .....	3	c	D	D	D
	100 to 249 employees .....	3	e	D	D	D
	250 to 499 employees .....	2	f	D	D	D
	500 employees or more .....	1	f	D	D	D
328	Cut stone & stone products .....	25	670	10 265	37 778	52 056
	Establishments with an average of—					
	1 to 4 employees .....	2	a	D	D	D
	5 to 9 employees .....	5	b	D	D	D
	10 to 19 employees .....	6	b	D	D	D
	20 to 49 employees .....	8	259	3 317	10 755	15 811
	50 to 99 employees .....	4	280	4 371	16 705	21 765
	100 to 249 employees .....	—	—	—	—	—
	250 to 499 employees .....	—	—	—	—	—
	500 employees or more .....	—	—	—	—	—
329	Miscellaneous nonmetallic mineral products .....	10	323	5 695	27 111	36 466
	Establishments with an average of—					
	1 to 4 employees .....	6	a	D	D	D
	5 to 9 employees .....	—	—	—	—	—
	10 to 19 employees .....	—	—	—	—	—
	20 to 49 employees .....	3	c	D	D	D
	50 to 99 employees .....	—	—	—	—	—
	100 to 249 employees .....	1	c	D	D	D
	250 to 499 employees .....	—	—	—	—	—
	500 employees or more .....	—	—	—	—	—
<b>33</b>	<b>Primary metal industries</b> .....	<b>24</b>	<b>727</b>	<b>13 176</b>	<b>76 506</b>	<b>110 867</b>
	Establishments with an average of—					
	1 to 4 employees .....	4	a	D	D	D
	5 to 9 employees .....	6	46	1 003	8 431	10 514
	10 to 19 employees .....	3	b	D	D	D
	20 to 49 employees .....	8	e	D	D	D
	50 to 99 employees .....	1	b	D	D	D
	100 to 249 employees .....	2	e	D	D	D
	250 to 499 employees .....	—	—	—	—	—
	500 employees or more .....	—	—	—	—	—
331	Blast furnace & basic steel products .....	8	304	6 274	41 432	63 028
	Establishments with an average of—					
	1 to 4 employees .....	—	—	—	—	—
	5 to 9 employees .....	2	a	D	D	D
	10 to 19 employees .....	1	a	D	D	D
	20 to 49 employees .....	4	c	D	D	D
	50 to 99 employees .....	—	—	—	—	—
	100 to 249 employees .....	1	c	D	D	D
	250 to 499 employees .....	—	—	—	—	—
	500 employees or more .....	—	—	—	—	—

**Table 7. Selected Statistics by Employment Size of Establishment for Industry Groups: 1997 and 1992—Con.**

[Detail may not add to total because of rounding. For meaning of abbreviations and symbols, see introductory text. For explanation of terms, see Appendix A]

SIC code	Industry group and employment size of establishment	Establishments (number)	All employees+		Value added by manufacture (\$1,000)	Value of shipments (\$1,000)
			Total (number)	Payroll (\$1,000)		
	<b>1997—Con.</b>					
<b>33</b>	<b>Primary metal industries—Con.</b>					
332	Iron & steel foundries .....	—	—	—	—	—
	Establishments with an average of—					
	1 to 4 employees .....	—	—	—	—	—
	5 to 9 employees .....	—	—	—	—	—
	10 to 19 employees .....	—	—	—	—	—
	20 to 49 employees .....	—	—	—	—	—
	50 to 99 employees .....	—	—	—	—	—
	100 to 249 employees .....	—	—	—	—	—
	250 to 499 employees .....	—	—	—	—	—
	500 employees or more .....	—	—	—	—	—
333	Primary nonferrous metals .....	—	—	—	—	—
	Establishments with an average of—					
	1 to 4 employees .....	—	—	—	—	—
	5 to 9 employees .....	—	—	—	—	—
	10 to 19 employees .....	—	—	—	—	—
	20 to 49 employees .....	—	—	—	—	—
	50 to 99 employees .....	—	—	—	—	—
	100 to 249 employees .....	—	—	—	—	—
	250 to 499 employees .....	—	—	—	—	—
	500 employees or more .....	—	—	—	—	—
334	Secondary nonferrous metals .....	3	a	D	D	D
	Establishments with an average of—					
	1 to 4 employees .....	2	a	D	D	D
	5 to 9 employees .....	1	a	D	D	D
	10 to 19 employees .....	—	—	—	—	—
	20 to 49 employees .....	—	—	—	—	—
	50 to 99 employees .....	—	—	—	—	—
	100 to 249 employees .....	—	—	—	—	—
	250 to 499 employees .....	—	—	—	—	—
	500 employees or more .....	—	—	—	—	—
335	Nonferrous rolling & drawing .....	2	c	D	D	D
	Establishments with an average of—					
	1 to 4 employees .....	1	a	D	D	D
	5 to 9 employees .....	—	—	—	—	—
	10 to 19 employees .....	—	—	—	—	—
	20 to 49 employees .....	—	—	—	—	—
	50 to 99 employees .....	—	—	—	—	—
	100 to 249 employees .....	1	c	D	D	D
	250 to 499 employees .....	—	—	—	—	—
	500 employees or more .....	—	—	—	—	—
336	Nonferrous foundries (castings) .....	1	b	D	D	D
	Establishments with an average of—					
	1 to 4 employees .....	—	—	—	—	—
	5 to 9 employees .....	—	—	—	—	—
	10 to 19 employees .....	—	—	—	—	—
	20 to 49 employees .....	—	—	—	—	—
	50 to 99 employees .....	1	b	D	D	D
	100 to 249 employees .....	—	—	—	—	—
	250 to 499 employees .....	—	—	—	—	—
	500 employees or more .....	—	—	—	—	—
339	Miscellaneous primary metal products .....	10	184	3 428	21 259	26 272
	Establishments with an average of—					
	1 to 4 employees .....	1	a	D	D	D
	5 to 9 employees .....	3	b	D	D	D
	10 to 19 employees .....	2	b	D	D	D
	20 to 49 employees .....	4	134	2 776	19 452	23 414
	50 to 99 employees .....	—	—	—	—	—
	100 to 249 employees .....	—	—	—	—	—
	250 to 499 employees .....	—	—	—	—	—
	500 employees or more .....	—	—	—	—	—
<b>34</b>	<b>Fabricated metal products .....</b>	<b>229</b>	<b>6 048</b>	<b>90 851</b>	<b>404 836</b>	<b>622 875</b>
	Establishments with an average of—					
	1 to 4 employees .....	81	193	1 869	18 180	28 561
	5 to 9 employees .....	25	c	D	D	D
	10 to 19 employees .....	47	669	8 672	38 016	59 465
	20 to 49 employees .....	50	1 629	26 260	116 706	180 357
	50 to 99 employees .....	16	1 100	19 384	85 776	149 737
	100 to 249 employees .....	7	934	13 396	35 997	54 578
	250 to 499 employees .....	2	f	D	D	D
	500 employees or more .....	1	f	D	D	D
341	Metal cans & shipping containers .....	10	729	18 729	126 980	195 962
	Establishments with an average of—					
	1 to 4 employees .....	2	a	D	D	D
	5 to 9 employees .....	—	—	—	—	—
	10 to 19 employees .....	1	a	D	D	D
	20 to 49 employees .....	4	171	4 726	23 841	41 492
	50 to 99 employees .....	2	c	D	D	D
	100 to 249 employees .....	—	—	—	—	—
	250 to 499 employees .....	1	e	D	D	D
	500 employees or more .....	—	—	—	—	—

**Table 7. Selected Statistics by Employment Size of Establishment for Industry Groups: 1997 and 1992—Con.**

[Detail may not add to total because of rounding. For meaning of abbreviations and symbols, see introductory text. For explanation of terms, see Appendix A]

SIC code	Industry group and employment size of establishment	Establishments (number)	All employees+		Value added by manufacture (\$1,000)	Value of shipments (\$1,000)
			Total (number)	Payroll (\$1,000)		
	<b>1997—Con.</b>					
<b>34</b>	<b>Fabricated metal products—Con.</b>					
342	Cutlery, handtools, & hardware .....	4	134	1 735	10 641	12 892
	Establishments with an average of—					
	1 to 4 employees .....	—	—	—	—	—
	5 to 9 employees .....	—	—	—	—	—
	10 to 19 employees .....	1	a	D	D	D
	20 to 49 employees .....	3	c	D	D	D
	50 to 99 employees .....	—	—	—	—	—
	100 to 249 employees .....	—	—	—	—	—
	250 to 499 employees .....	—	—	—	—	—
	500 employees or more .....	—	—	—	—	—
343	Plumbing & heating, except electric .....	5	62	835	2 980	4 363
	Establishments with an average of—					
	1 to 4 employees .....	2	a	D	D	D
	5 to 9 employees .....	—	—	—	—	—
	10 to 19 employees .....	2	b	D	D	D
	20 to 49 employees .....	1	b	D	D	D
	50 to 99 employees .....	—	—	—	—	—
	100 to 249 employees .....	—	—	—	—	—
	250 to 499 employees .....	—	—	—	—	—
	500 employees or more .....	—	—	—	—	—
344	Fabricated structural metal products .....	156	4 036	53 632	201 778	325 638
	Establishments with an average of—					
	1 to 4 employees .....	62	c	D	D	D
	5 to 9 employees .....	19	c	D	D	D
	10 to 19 employees .....	29	411	4 903	24 465	39 436
	20 to 49 employees .....	27	835	12 679	48 067	83 282
	50 to 99 employees .....	11	796	12 198	49 301	70 761
	100 to 249 employees .....	6	f	D	D	D
	250 to 499 employees .....	1	e	D	D	D
	500 employees or more .....	1	f	D	D	D
345	Screw machine products, bolts, etc .....	16	177	2 933	9 376	11 786
	Establishments with an average of—					
	1 to 4 employees .....	6	a	D	D	D
	5 to 9 employees .....	2	a	D	D	D
	10 to 19 employees .....	7	101	1 670	5 538	6 877
	20 to 49 employees .....	1	b	D	D	D
	50 to 99 employees .....	—	—	—	—	—
	100 to 249 employees .....	—	—	—	—	—
	250 to 499 employees .....	—	—	—	—	—
	500 employees or more .....	—	—	—	—	—
346	Metal forgings & stampings .....	8	125	1 569	4 735	8 886
	Establishments with an average of—					
	1 to 4 employees .....	—	—	—	—	—
	5 to 9 employees .....	3	a	D	D	D
	10 to 19 employees .....	3	49	746	2 282	3 642
	20 to 49 employees .....	2	b	D	D	D
	50 to 99 employees .....	—	—	—	—	—
	100 to 249 employees .....	—	—	—	—	—
	250 to 499 employees .....	—	—	—	—	—
	500 employees or more .....	—	—	—	—	—
347	Metal services, nec .....	14	460	6 984	35 253	41 282
	Establishments with an average of—					
	1 to 4 employees .....	5	a	D	D	D
	5 to 9 employees .....	—	—	—	—	—
	10 to 19 employees .....	—	—	—	—	—
	20 to 49 employees .....	7	223	3 465	23 539	26 348
	50 to 99 employees .....	1	b	D	D	D
	100 to 249 employees .....	1	c	D	D	D
	250 to 499 employees .....	—	—	—	—	—
	500 employees or more .....	—	—	—	—	—
348	Ordinance & accessories, nec .....	—	—	—	—	—
	Establishments with an average of—					
	1 to 4 employees .....	—	—	—	—	—
	5 to 9 employees .....	—	—	—	—	—
	10 to 19 employees .....	—	—	—	—	—
	20 to 49 employees .....	—	—	—	—	—
	50 to 99 employees .....	—	—	—	—	—
	100 to 249 employees .....	—	—	—	—	—
	250 to 499 employees .....	—	—	—	—	—
	500 employees or more .....	—	—	—	—	—
349	Miscellaneous fabricated metal products .....	16	325	4 434	13 093	22 066
	Establishments with an average of—					
	1 to 4 employees .....	4	a	D	D	D
	5 to 9 employees .....	1	a	D	D	D
	10 to 19 employees .....	4	64	770	2 491	4 839
	20 to 49 employees .....	5	143	1 780	5 562	8 847
	50 to 99 employees .....	2	c	D	D	D
	100 to 249 employees .....	—	—	—	—	—
	250 to 499 employees .....	—	—	—	—	—
	500 employees or more .....	—	—	—	—	—

**Table 7. Selected Statistics by Employment Size of Establishment for Industry Groups: 1997 and 1992—Con.**

[Detail may not add to total because of rounding. For meaning of abbreviations and symbols, see introductory text. For explanation of terms, see Appendix A]

SIC code	Industry group and employment size of establishment	Establishments (number)	All employees+		Value added by manufacture (\$1,000)	Value of shipments (\$1,000)
			Total (number)	Payroll (\$1,000)		
	<b>1997—Con.</b>					
35	<b>Industrial machinery &amp; equipment</b> .....	<b>78</b>	<b>4 301</b>	<b>106 766</b>	<b>2 665 239</b>	<b>2 940 021</b>
	Establishments with an average of—					
	1 to 4 employees .....	37	b	D	D	D
	5 to 9 employees .....	9	b	D	D	D
	10 to 19 employees .....	8	b	D	D	D
	20 to 49 employees .....	10	e	D	D	D
	50 to 99 employees .....	4	230	3 899	32 941	40 661
	100 to 249 employees .....	5	f	D	D	D
	250 to 499 employees .....	4	g	D	D	D
	500 employees or more .....	1	g	D	D	D
351	Engines & turbines .....	—	—	—	—	—
	Establishments with an average of—					
	1 to 4 employees .....	—	—	—	—	—
	5 to 9 employees .....	—	—	—	—	—
	10 to 19 employees .....	—	—	—	—	—
	20 to 49 employees .....	—	—	—	—	—
	50 to 99 employees .....	—	—	—	—	—
	100 to 249 employees .....	—	—	—	—	—
	250 to 499 employees .....	—	—	—	—	—
	500 employees or more .....	—	—	—	—	—
352	Farm & garden machinery .....	2	b	D	D	D
	Establishments with an average of—					
	1 to 4 employees .....	—	—	—	—	—
	5 to 9 employees .....	—	—	—	—	—
	10 to 19 employees .....	1	a	D	D	D
	20 to 49 employees .....	—	—	—	—	—
	50 to 99 employees .....	1	b	D	D	D
	100 to 249 employees .....	—	—	—	—	—
	250 to 499 employees .....	—	—	—	—	—
	500 employees or more .....	—	—	—	—	—
353	Construction & related machinery .....	3	c	D	D	D
	Establishments with an average of—					
	1 to 4 employees .....	1	a	D	D	D
	5 to 9 employees .....	—	—	—	—	—
	10 to 19 employees .....	—	—	—	—	—
	20 to 49 employees .....	1	b	D	D	D
	50 to 99 employees .....	—	—	—	—	—
	100 to 249 employees .....	1	c	D	D	D
	250 to 499 employees .....	—	—	—	—	—
	500 employees or more .....	—	—	—	—	—
354	Metalworking machinery .....	25	291	4 002	17 850	29 185
	Establishments with an average of—					
	1 to 4 employees .....	14	b	D	D	D
	5 to 9 employees .....	5	b	D	D	D
	10 to 19 employees .....	3	b	D	D	D
	20 to 49 employees .....	2	b	D	D	D
	50 to 99 employees .....	—	—	—	—	—
	100 to 249 employees .....	1	c	D	D	D
	250 to 499 employees .....	—	—	—	—	—
	500 employees or more .....	—	—	—	—	—
355	Special industry machinery .....	4	11	116	558	898
	Establishments with an average of—					
	1 to 4 employees .....	3	a	D	D	D
	5 to 9 employees .....	1	a	D	D	D
	10 to 19 employees .....	—	—	—	—	—
	20 to 49 employees .....	—	—	—	—	—
	50 to 99 employees .....	—	—	—	—	—
	100 to 249 employees .....	—	—	—	—	—
	250 to 499 employees .....	—	—	—	—	—
	500 employees or more .....	—	—	—	—	—
356	General industrial machinery .....	7	f	D	D	D
	Establishments with an average of—					
	1 to 4 employees .....	2	a	D	D	D
	5 to 9 employees .....	—	—	—	—	—
	10 to 19 employees .....	2	b	D	D	D
	20 to 49 employees .....	—	—	—	—	—
	50 to 99 employees .....	—	—	—	—	—
	100 to 249 employees .....	1	c	D	D	D
	250 to 499 employees .....	2	f	D	D	D
	500 employees or more .....	—	—	—	—	—
357	Computer & office equipment .....	10	g	D	D	D
	Establishments with an average of—					
	1 to 4 employees .....	2	a	D	D	D
	5 to 9 employees .....	1	a	D	D	D
	10 to 19 employees .....	1	a	D	D	D
	20 to 49 employees .....	2	b	D	D	D
	50 to 99 employees .....	1	b	D	D	D
	100 to 249 employees .....	2	e	D	D	D
	250 to 499 employees .....	—	—	—	—	—
	500 employees or more .....	1	g	D	D	D

**Table 7. Selected Statistics by Employment Size of Establishment for Industry Groups: 1997 and 1992—Con.**

[Detail may not add to total because of rounding. For meaning of abbreviations and symbols, see introductory text. For explanation of terms, see Appendix A]

SIC code	Industry group and employment size of establishment	Establishments (number)	All employees+		Value added by manufacture (\$1,000)	Value of shipments (\$1,000)
			Total (number)	Payroll (\$1,000)		
	<b>1997—Con.</b>					
<b>35</b>	<b>Industrial machinery &amp; equipment—Con.</b>					
358	Refrigeration & service machinery.....	11	g	D	D	D
	Establishments with an average of—					
	1 to 4 employees .....	2	a	D	D	D
	5 to 9 employees .....	1	a	D	D	D
	10 to 19 employees .....	1	a	D	D	D
	20 to 49 employees .....	4	105	1 667	2 580	6 502
	50 to 99 employees .....	1	b	D	D	D
	100 to 249 employees .....	—	—	—	—	—
	250 to 499 employees .....	2	f	D	D	D
	500 employees or more .....	—	—	—	—	—
359	Industrial machinery, nec .....	16	120	1 801	5 482	6 969
	Establishments with an average of—					
	1 to 4 employees .....	13	b	D	D	D
	5 to 9 employees .....	1	a	D	D	D
	10 to 19 employees .....	—	—	—	—	—
	20 to 49 employees .....	1	b	D	D	D
	50 to 99 employees .....	1	b	D	D	D
	100 to 249 employees .....	—	—	—	—	—
	250 to 499 employees .....	—	—	—	—	—
	500 employees or more .....	—	—	—	—	—
<b>36</b>	<b>Electronic &amp; other electric equipment .....</b>	<b>87</b>	<b>24 931</b>	<b>455 767</b>	<b>2 896 516</b>	<b>4 360 154</b>
	Establishments with an average of—					
	1 to 4 employees .....	6	a	D	D	D
	5 to 9 employees .....	4	b	D	D	D
	10 to 19 employees .....	10	147	2 385	12 405	21 855
	20 to 49 employees .....	7	c	D	D	D
	50 to 99 employees .....	7	451	6 798	38 868	55 960
	100 to 249 employees .....	16	2 668	50 932	266 838	424 658
	250 to 499 employees .....	20	6 538	114 038	710 233	1 077 659
	500 employees or more .....	17	14 866	277 954	1 856 648	2 758 479
361	Electric distribution equipment .....	22	4 228	70 457	363 007	522 667
	Establishments with an average of—					
	1 to 4 employees .....	1	a	D	D	D
	5 to 9 employees .....	—	—	—	—	—
	10 to 19 employees .....	3	b	D	D	D
	20 to 49 employees .....	3	109	1 733	5 812	10 160
	50 to 99 employees .....	3	173	2 137	17 490	25 035
	100 to 249 employees .....	4	677	11 761	62 292	102 084
	250 to 499 employees .....	6	2 074	34 537	209 776	289 324
	500 employees or more .....	2	g	D	D	D
362	Electrical industrial apparatus .....	3	f	D	D	D
	Establishments with an average of—					
	1 to 4 employees .....	—	—	—	—	—
	5 to 9 employees .....	—	—	—	—	—
	10 to 19 employees .....	1	a	D	D	D
	20 to 49 employees .....	—	—	—	—	—
	50 to 99 employees .....	—	—	—	—	—
	100 to 249 employees .....	—	—	—	—	—
	250 to 499 employees .....	2	f	D	D	D
	500 employees or more .....	—	—	—	—	—
363	Household appliances .....	1	e	D	D	D
	Establishments with an average of—					
	1 to 4 employees .....	—	—	—	—	—
	5 to 9 employees .....	—	—	—	—	—
	10 to 19 employees .....	—	—	—	—	—
	20 to 49 employees .....	—	—	—	—	—
	50 to 99 employees .....	—	—	—	—	—
	100 to 249 employees .....	—	—	—	—	—
	250 to 499 employees .....	1	e	D	D	D
	500 employees or more .....	—	—	—	—	—
364	Electric lighting & wiring equipment.....	21	3 821	67 843	355 095	536 227
	Establishments with an average of—					
	1 to 4 employees .....	1	a	D	D	D
	5 to 9 employees .....	2	a	D	D	D
	10 to 19 employees .....	4	58	1 055	5 950	10 762
	20 to 49 employees .....	2	b	D	D	D
	50 to 99 employees .....	1	b	D	D	D
	100 to 249 employees .....	6	1 042	21 612	112 170	182 563
	250 to 499 employees .....	2	f	D	D	D
	500 employees or more .....	3	g	D	D	D
365	Household audio & video equipment .....	2	b	D	D	D
	Establishments with an average of—					
	1 to 4 employees .....	1	a	D	D	D
	5 to 9 employees .....	—	—	—	—	—
	10 to 19 employees .....	—	—	—	—	—
	20 to 49 employees .....	1	b	D	D	D
	50 to 99 employees .....	—	—	—	—	—
	100 to 249 employees .....	—	—	—	—	—
	250 to 499 employees .....	—	—	—	—	—
	500 employees or more .....	—	—	—	—	—

**Table 7. Selected Statistics by Employment Size of Establishment for Industry Groups: 1997 and 1992—Con.**

[Detail may not add to total because of rounding. For meaning of abbreviations and symbols, see introductory text. For explanation of terms, see Appendix A]

SIC code	Industry group and employment size of establishment	Establishments (number)	All employees+		Value added by manufacture (\$1,000)	Value of shipments (\$1,000)
			Total (number)	Payroll (\$1,000)		
	<b>1997—Con.</b>					
<b>36</b>	<b>Electronic &amp; other electric equipment—Con.</b>					
366	Communications equipment .....	9	3 195	65 036	430 773	833 209
	Establishments with an average of—					
	1 to 4 employees .....	—	a	—	—	—
	5 to 9 employees .....	1	—	D	D	D
	10 to 19 employees .....	—	—	—	—	—
	20 to 49 employees .....	1	b	D	D	D
	50 to 99 employees .....	1	b	D	D	D
	100 to 249 employees .....	—	—	—	—	—
	250 to 499 employees .....	4	g	D	D	D
	500 employees or more .....	2	g	D	D	D
367	Electronic components & accessories .....	26	11 699	217 357	1 530 658	2 146 521
	Establishments with an average of—					
	1 to 4 employees .....	3	a	D	D	D
	5 to 9 employees .....	—	—	—	—	—
	10 to 19 employees .....	2	b	D	D	D
	20 to 49 employees .....	—	—	—	—	—
	50 to 99 employees .....	2	c	D	D	D
	100 to 249 employees .....	6	949	17 559	92 376	140 011
	250 to 499 employees .....	4	1 223	21 668	83 286	150 236
	500 employees or more .....	9	9 340	175 438	1 345 132	1 838 592
369	Miscellaneous electrical equipment & supplies .....	3	f	D	D	D
	Establishments with an average of—					
	1 to 4 employees .....	—	—	—	—	—
	5 to 9 employees .....	1	a	D	D	D
	10 to 19 employees .....	—	—	—	—	—
	20 to 49 employees .....	—	—	—	—	—
	50 to 99 employees .....	—	—	—	—	—
	100 to 249 employees .....	—	—	—	—	—
	250 to 499 employees .....	1	e	D	D	D
	500 employees or more .....	1	f	D	D	D
<b>37</b>	<b>Transportation equipment .....</b>	<b>34</b>	<b>1 484</b>	<b>26 890</b>	<b>117 507</b>	<b>165 779</b>
	Establishments with an average of—					
	1 to 4 employees .....	6	a	D	D	D
	5 to 9 employees .....	6	44	799	1 382	3 499
	10 to 19 employees .....	8	c	D	D	D
	20 to 49 employees .....	10	e	D	D	D
	50 to 99 employees .....	1	b	D	D	D
	100 to 249 employees .....	1	c	D	D	D
	250 to 499 employees .....	2	f	D	D	D
	500 employees or more .....	—	—	—	—	—
371	Motor vehicles & equipment .....	20	1 285	23 330	103 273	145 243
	Establishments with an average of—					
	1 to 4 employees .....	1	a	D	D	D
	5 to 9 employees .....	4	b	D	D	D
	10 to 19 employees .....	3	b	D	D	D
	20 to 49 employees .....	9	283	3 974	11 060	23 714
	50 to 99 employees .....	—	—	—	—	—
	100 to 249 employees .....	1	c	D	D	D
	250 to 499 employees .....	2	f	D	D	D
	500 employees or more .....	—	—	—	—	—
372	Aircraft & parts .....	1	a	D	D	D
	Establishments with an average of—					
	1 to 4 employees .....	—	—	—	—	—
	5 to 9 employees .....	—	—	—	—	—
	10 to 19 employees .....	1	a	D	D	D
	20 to 49 employees .....	—	—	—	—	—
	50 to 99 employees .....	—	—	—	—	—
	100 to 249 employees .....	—	—	—	—	—
	250 to 499 employees .....	—	—	—	—	—
	500 employees or more .....	—	—	—	—	—
373	Ship & boat building & repairing .....	11	c	D	D	D
	Establishments with an average of—					
	1 to 4 employees .....	4	a	D	D	D
	5 to 9 employees .....	2	a	D	D	D
	10 to 19 employees .....	4	46	678	3 713	4 755
	20 to 49 employees .....	—	—	—	—	—
	50 to 99 employees .....	1	b	D	D	D
	100 to 249 employees .....	—	—	—	—	—
	250 to 499 employees .....	—	—	—	—	—
	500 employees or more .....	—	—	—	—	—
374	Railroad equipment .....	—	—	—	—	—
	Establishments with an average of—					
	1 to 4 employees .....	—	—	—	—	—
	5 to 9 employees .....	—	—	—	—	—
	10 to 19 employees .....	—	—	—	—	—
	20 to 49 employees .....	—	—	—	—	—
	50 to 99 employees .....	—	—	—	—	—
	100 to 249 employees .....	—	—	—	—	—
	250 to 499 employees .....	—	—	—	—	—
	500 employees or more .....	—	—	—	—	—

**Table 7. Selected Statistics by Employment Size of Establishment for Industry Groups: 1997 and 1992—Con.**

[Detail may not add to total because of rounding. For meaning of abbreviations and symbols, see introductory text. For explanation of terms, see Appendix A]

SIC code	Industry group and employment size of establishment	Establishments (number)	All employees+		Value added by manufacture (\$1,000)	Value of shipments (\$1,000)
			Total (number)	Payroll (\$1,000)		
	<b>1997—Con.</b>					
<b>37</b>	<b>Transportation equipment—Con.</b>					
375	Motorcycles, bicycles, & parts .....	—	—	—	—	—
	Establishments with an average of—					
	1 to 4 employees .....	—	—	—	—	—
	5 to 9 employees .....	—	—	—	—	—
	10 to 19 employees .....	—	—	—	—	—
	20 to 49 employees .....	—	—	—	—	—
	50 to 99 employees .....	—	—	—	—	—
	100 to 249 employees .....	—	—	—	—	—
	250 to 499 employees .....	—	—	—	—	—
	500 employees or more .....	—	—	—	—	—
376	Guided missiles, space vehicles, parts .....	—	—	—	—	—
	Establishments with an average of—					
	1 to 4 employees .....	—	—	—	—	—
	5 to 9 employees .....	—	—	—	—	—
	10 to 19 employees .....	—	—	—	—	—
	20 to 49 employees .....	—	—	—	—	—
	50 to 99 employees .....	—	—	—	—	—
	100 to 249 employees .....	—	—	—	—	—
	250 to 499 employees .....	—	—	—	—	—
	500 employees or more .....	—	—	—	—	—
379	Miscellaneous transportation equipment .....	2	b	D	D	D
	Establishments with an average of—					
	1 to 4 employees .....	1	a	D	D	D
	5 to 9 employees .....	—	—	—	—	—
	10 to 19 employees .....	—	—	—	—	—
	20 to 49 employees .....	1	b	D	D	D
	50 to 99 employees .....	—	—	—	—	—
	100 to 249 employees .....	—	—	—	—	—
	250 to 499 employees .....	—	—	—	—	—
	500 employees or more .....	—	—	—	—	—
<b>38</b>	<b>Instruments &amp; related products .....</b>	<b>64</b>	<b>12 260</b>	<b>254 923</b>	<b>1 521 030</b>	<b>2 076 645</b>
	Establishments with an average of—					
	1 to 4 employees .....	6	a	D	D	D
	5 to 9 employees .....	2	a	D	D	D
	10 to 19 employees .....	8	c	D	D	D
	20 to 49 employees .....	8	c	D	D	D
	50 to 99 employees .....	9	626	13 896	60 153	90 094
	100 to 249 employees .....	19	2 895	62 502	490 153	619 157
	250 to 499 employees .....	7	2 405	58 027	476 680	719 190
	500 employees or more .....	5	5 956	114 539	464 124	606 633
381	Search & navigation equipment .....	—	—	—	—	—
	Establishments with an average of—					
	1 to 4 employees .....	—	—	—	—	—
	5 to 9 employees .....	—	—	—	—	—
	10 to 19 employees .....	—	—	—	—	—
	20 to 49 employees .....	—	—	—	—	—
	50 to 99 employees .....	—	—	—	—	—
	100 to 249 employees .....	—	—	—	—	—
	250 to 499 employees .....	—	—	—	—	—
	500 employees or more .....	—	—	—	—	—
382	Measuring & controlling devices .....	12	1 249	23 979	145 503	188 951
	Establishments with an average of—					
	1 to 4 employees .....	1	a	D	D	D
	5 to 9 employees .....	—	—	—	—	—
	10 to 19 employees .....	1	a	D	D	D
	20 to 49 employees .....	3	b	D	D	D
	50 to 99 employees .....	1	b	D	D	D
	100 to 249 employees .....	5	f	D	D	D
	250 to 499 employees .....	1	e	D	D	D
	500 employees or more .....	—	—	—	—	—
384	Medical instruments & supplies .....	43	9 856	200 435	1 314 435	1 795 284
	Establishments with an average of—					
	1 to 4 employees .....	4	9	122	481	734
	5 to 9 employees .....	2	a	D	D	D
	10 to 19 employees .....	5	b	D	D	D
	20 to 49 employees .....	3	c	D	D	D
	50 to 99 employees .....	8	f	D	D	D
	100 to 249 employees .....	12	1 788	40 484	372 805	457 453
	250 to 499 employees .....	4	1 351	29 599	401 979	619 587
	500 employees or more .....	5	5 956	114 539	464 124	606 633
385	Ophthalmic goods .....	8	g	D	D	D
	Establishments with an average of—					
	1 to 4 employees .....	1	a	D	D	D
	5 to 9 employees .....	—	—	—	—	—
	10 to 19 employees .....	2	b	D	D	D
	20 to 49 employees .....	2	b	D	D	D
	50 to 99 employees .....	—	—	—	—	—
	100 to 249 employees .....	1	c	D	D	D
	250 to 499 employees .....	2	f	D	D	D
	500 employees or more .....	—	—	—	—	—



**Table 7. Selected Statistics by Employment Size of Establishment for Industry Groups: 1997 and 1992—Con.**

[Detail may not add to total because of rounding. For meaning of abbreviations and symbols, see introductory text. For explanation of terms, see Appendix A]

SIC code	Industry group and employment size of establishment	Establishments (number)	All employees+		Value added by manufacture (\$1,000)	Value of shipments (\$1,000)
			Total (number)	Payroll (\$1,000)		
	<b>1997—Con.</b>					
<b>38</b>	<b>Instruments &amp; related products—Con.</b>					
386	Photographic equipment & supplies .....	—	—	—	—	—
	Establishments with an average of—					
	1 to 4 employees .....	—	—	—	—	—
	5 to 9 employees .....	—	—	—	—	—
	10 to 19 employees .....	—	—	—	—	—
	20 to 49 employees .....	—	—	—	—	—
	50 to 99 employees .....	—	—	—	—	—
	100 to 249 employees .....	—	—	—	—	—
	250 to 499 employees .....	—	—	—	—	—
	500 employees or more .....	—	—	—	—	—
387	Watches, clocks, watchcases, & parts .....	1	c	D	D	D
	Establishments with an average of—					
	1 to 4 employees .....	—	—	—	—	—
	5 to 9 employees .....	—	—	—	—	—
	10 to 19 employees .....	—	—	—	—	—
	20 to 49 employees .....	—	—	—	—	—
	50 to 99 employees .....	—	c	D	D	D
	100 to 249 employees .....	1	c	D	D	D
	250 to 499 employees .....	—	—	—	—	—
	500 employees or more .....	—	—	—	—	—
<b>39</b>	<b>Miscellaneous manufacturing industries .....</b>	<b>61</b>	<b>2 208</b>	<b>38 704</b>	<b>163 802</b>	<b>217 551</b>
	Establishments with an average of—					
	1 to 4 employees .....	17	b	D	D	D
	5 to 9 employees .....	6	41	503	2 047	2 985
	10 to 19 employees .....	14	c	D	D	D
	20 to 49 employees .....	13	e	D	D	D
	50 to 99 employees .....	7	492	7 611	43 083	55 501
	100 to 249 employees .....	2	c	D	D	D
	250 to 499 employees .....	2	f	D	D	D
	500 employees or more .....	—	—	—	—	—
391	Jewelry, silverware, & plated ware .....	12	601	9 947	69 379	86 846
	Establishments with an average of—					
	1 to 4 employees .....	—	—	—	—	—
	5 to 9 employees .....	2	a	D	D	D
	10 to 19 employees .....	3	38	378	1 882	2 930
	20 to 49 employees .....	1	b	D	D	D
	50 to 99 employees .....	4	290	4 924	37 574	46 999
	100 to 249 employees .....	2	c	D	D	D
	250 to 499 employees .....	—	—	—	—	—
	500 employees or more .....	—	—	—	—	—
393	Musical instruments .....	—	—	—	—	—
	Establishments with an average of—					
	1 to 4 employees .....	—	—	—	—	—
	5 to 9 employees .....	—	—	—	—	—
	10 to 19 employees .....	—	—	—	—	—
	20 to 49 employees .....	—	—	—	—	—
	50 to 99 employees .....	—	—	—	—	—
	100 to 249 employees .....	—	—	—	—	—
	250 to 499 employees .....	—	—	—	—	—
	500 employees or more .....	—	—	—	—	—
394	Toys & sporting goods .....	4	b	D	D	D
	Establishments with an average of—					
	1 to 4 employees .....	2	a	D	D	D
	5 to 9 employees .....	1	a	D	D	D
	10 to 19 employees .....	1	a	D	D	D
	20 to 49 employees .....	—	—	—	—	—
	50 to 99 employees .....	—	—	—	—	—
	100 to 249 employees .....	—	—	—	—	—
	250 to 499 employees .....	—	—	—	—	—
	500 employees or more .....	—	—	—	—	—
395	Pens, pencils, office, & art supplies .....	1	a	D	D	D
	Establishments with an average of—					
	1 to 4 employees .....	—	—	—	—	—
	5 to 9 employees .....	—	—	—	—	—
	10 to 19 employees .....	1	a	D	D	D
	20 to 49 employees .....	—	—	—	—	—
	50 to 99 employees .....	—	—	—	—	—
	100 to 249 employees .....	—	—	—	—	—
	250 to 499 employees .....	—	—	—	—	—
	500 employees or more .....	—	—	—	—	—
396	Costume jewelry & notions .....	8	f	D	D	D
	Establishments with an average of—					
	1 to 4 employees .....	2	a	D	D	D
	5 to 9 employees .....	1	a	D	D	D
	10 to 19 employees .....	2	b	D	D	D
	20 to 49 employees .....	1	b	D	D	D
	50 to 99 employees .....	—	—	—	—	—
	100 to 249 employees .....	—	—	—	—	—
	250 to 499 employees .....	2	f	D	D	D
	500 employees or more .....	—	—	—	—	—

**Table 7. Selected Statistics by Employment Size of Establishment for Industry Groups: 1997 and 1992—Con.**

[Detail may not add to total because of rounding. For meaning of abbreviations and symbols, see introductory text. For explanation of terms, see Appendix A]

SIC code	Industry group and employment size of establishment	Establishments (number)	All employees+		Value added by manufacture (\$1,000)	Value of shipments (\$1,000)
			Total (number)	Payroll (\$1,000)		
<b>1997—Con.</b>						
<b>39</b>	<b>Miscellaneous manufacturing industries—Con.</b>					
399	Miscellaneous mfg .....	36	695	11 293	33 254	54 385
	Establishments with an average of—					
	1 to 4 employees .....	13	b	D	D	D
	5 to 9 employees .....	2	a	D	D	D
	10 to 19 employees .....	7	96	1 409	5 380	8 366
	20 to 49 employees .....	11	349	6 618	20 147	34 279
	50 to 99 employees .....	3	202	2 687	5 509	8 502
	100 to 249 employees .....	—	—	—	—	—
	250 to 499 employees .....	—	—	—	—	—
	500 employees or more .....	—	—	—	—	—
<b>1992</b>						
	<b>All manufacturing industries .....</b>	<b>2 258</b>	<b>158 181</b>	<b>2 706 515</b>	<b>22 736 655</b>	<b>31 325 784</b>
	Establishments with an average of—					
	1 to 4 employees .....	685	1 367	12 170	88 326	227 985
	5 to 9 employees .....	280	1 892	19 270	102 240	173 777
	10 to 19 employees .....	333	4 608	55 954	291 211	482 915
	20 to 49 employees .....	384	11 817	156 616	844 522	1 259 923
	50 to 99 employees .....	193	13 741	206 029	1 374 227	2 364 418
	100 to 249 employees .....	205	32 709	559 310	5 710 537	7 314 124
	250 to 499 employees .....	111	38 536	699 387	5 651 283	8 305 884
	500 employees or more .....	67	53 511	997 779	8 674 309	11 196 758
<b>20</b>	<b>Food &amp; kindred products .....</b>	<b>331</b>	<b>20 193</b>	<b>310 293</b>	<b>3 677 093</b>	<b>5 240 042</b>
	Establishments with an average of—					
	1 to 4 employees .....	118	231	1 579	9 445	18 191
	5 to 9 employees .....	53	334	3 056	23 193	38 521
	10 to 19 employees .....	52	739	7 726	49 613	87 403
	20 to 49 employees .....	53	1 684	20 713	139 817	220 490
	50 to 99 employees .....	21	1 510	22 719	226 961	357 101
	100 to 249 employees .....	15	2 448	47 101	1 731 175	2 138 753
	250 to 499 employees .....	12	4 674	86 228	1 089 877	1 577 845
	500 employees or more .....	7	8 573	121 171	407 012	801 738
201	Meat products .....	17	1 417	18 474	122 042	153 250
	Establishments with an average of—					
	1 to 4 employees .....	3	4	36	117	222
	5 to 9 employees .....	3	D	D	D	D
	10 to 19 employees .....	1	D	D	D	D
	20 to 49 employees .....	5	D	D	D	D
	50 to 99 employees .....	3	194	2 538	15 115	25 853
	100 to 249 employees .....	—	—	—	—	—
	250 to 499 employees .....	1	D	D	D	D
	500 employees or more .....	1	D	D	D	D
202	Dairy products .....	25	3 406	35 552	125 972	279 381
	Establishments with an average of—					
	1 to 4 employees .....	10	D	D	D	D
	5 to 9 employees .....	2	D	D	D	D
	10 to 19 employees .....	3	36	329	252	2 485
	20 to 49 employees .....	1	D	D	D	D
	50 to 99 employees .....	2	D	D	D	D
	100 to 249 employees .....	3	405	7 523	47 486	66 424
	250 to 499 employees .....	2	D	D	D	D
	500 employees or more .....	2	D	D	D	D
203	Preserved fruits & vegetables .....	36	1 474	19 447	98 392	240 336
	Establishments with an average of—					
	1 to 4 employees .....	8	D	D	D	D
	5 to 9 employees .....	4	28	319	1 343	6 388
	10 to 19 employees .....	8	125	834	3 934	6 399
	20 to 49 employees .....	10	318	3 395	17 885	35 891
	50 to 99 employees .....	2	D	D	D	D
	100 to 249 employees .....	3	D	D	D	D
	250 to 499 employees .....	1	D	D	D	D
	500 employees or more .....	—	—	—	—	—
204	Grain mill products .....	21	776	16 152	100 202	216 262
	Establishments with an average of—					
	1 to 4 employees .....	1	D	D	D	D
	5 to 9 employees .....	4	23	224	2 570	2 936
	10 to 19 employees .....	8	107	1 629	13 468	36 951
	20 to 49 employees .....	5	157	3 233	34 082	50 590
	50 to 99 employees .....	1	D	D	D	D
	100 to 249 employees .....	1	D	D	D	D
	250 to 499 employees .....	1	D	D	D	D
	500 employees or more .....	—	—	—	—	—
205	Bakery products .....	117	2 315	32 213	92 536	158 350
	Establishments with an average of—					
	1 to 4 employees .....	68	129	902	5 491	11 275
	5 to 9 employees .....	20	126	1 090	6 224	11 118
	10 to 19 employees .....	16	227	2 867	8 450	12 865
	20 to 49 employees .....	6	D	D	D	D
	50 to 99 employees .....	3	198	1 551	7 307	12 020
	100 to 249 employees .....	2	D	D	D	D
	250 to 499 employees .....	1	D	D	D	D
	500 employees or more .....	1	D	D	D	D

**Table 7. Selected Statistics by Employment Size of Establishment for Industry Groups: 1997 and 1992—Con.**

[Detail may not add to total because of rounding. For meaning of abbreviations and symbols, see introductory text. For explanation of terms, see Appendix A]

SIC code	Industry group and employment size of establishment	Establishments (number)	All employees+		Value added by manufacture (\$1,000)	Value of shipments (\$1,000)
			Total (number)	Payroll (\$1,000)		
	<b>1992—Con.</b>					
<b>20</b>	<b>Food &amp; kindred products—Con.</b>					
206	Sugar & confectionery products .....	18	800	19 001	128 688	147 406
	Establishments with an average of—					
	1 to 4 employees .....	9	14	55	375	588
	5 to 9 employees .....	3	D	D	D	D
	10 to 19 employees .....	1	D	D	D	D
	20 to 49 employees .....	3	D	D	D	D
	50 to 99 employees .....	—	—	—	—	—
	100 to 249 employees .....	1	D	D	D	D
	250 to 499 employees .....	—	—	—	—	—
	500 employees or more .....	1	D	D	D	D
207	Fats & oils .....	4	340	5 738	48 461	61 117
	Establishments with an average of—					
	1 to 4 employees .....	—	—	—	—	—
	5 to 9 employees .....	—	—	—	—	—
	10 to 19 employees .....	—	—	—	—	—
	20 to 49 employees .....	2	D	D	D	D
	50 to 99 employees .....	1	D	D	D	D
	100 to 249 employees .....	1	D	D	D	D
	250 to 499 employees .....	—	—	—	—	—
	500 employees or more .....	—	—	—	—	—
208	Beverages .....	39	3 029	73 682	2 637 927	3 332 429
	Establishments with an average of—					
	1 to 4 employees .....	5	8	97	647	1 245
	5 to 9 employees .....	5	D	D	D	D
	10 to 19 employees .....	6	D	D	D	D
	20 to 49 employees .....	10	D	D	D	D
	50 to 99 employees .....	6	D	D	D	D
	100 to 249 employees .....	3	D	D	D	D
	250 to 499 employees .....	4	1 593	46 013	954 169	1 294 525
	500 employees or more .....	—	—	—	—	—
209	Miscellaneous food & kindred products .....	54	6 636	90 034	322 873	651 511
	Establishments with an average of—					
	1 to 4 employees .....	14	35	248	1 215	2 041
	5 to 9 employees .....	12	73	536	2 229	3 379
	10 to 19 employees .....	9	123	1 016	5 385	9 068
	20 to 49 employees .....	11	367	4 417	40 529	54 180
	50 to 99 employees .....	3	D	D	D	D
	100 to 249 employees .....	1	D	D	D	D
	250 to 499 employees .....	2	D	D	D	D
	500 employees or more .....	2	D	D	D	D
<b>21</b>	<b>Tobacco products .....</b>	<b>6</b>	<b>D</b>	<b>D</b>	<b>D</b>	<b>D</b>
	Establishments with an average of—					
	1 to 4 employees .....	1	D	D	D	D
	5 to 9 employees .....	1	D	D	D	D
	10 to 19 employees .....	1	D	D	D	D
	20 to 49 employees .....	1	D	D	D	D
	50 to 99 employees .....	—	—	—	—	—
	100 to 249 employees .....	—	—	—	—	—
	250 to 499 employees .....	1	D	D	D	D
	500 employees or more .....	1	D	D	D	D
211	Cigarettes .....	1	D	D	D	D
	Establishments with an average of—					
	1 to 4 employees .....	—	—	—	—	—
	5 to 9 employees .....	—	—	—	—	—
	10 to 19 employees .....	—	—	—	—	—
	20 to 49 employees .....	—	—	—	—	—
	50 to 99 employees .....	—	—	—	—	—
	100 to 249 employees .....	—	—	—	—	—
	250 to 499 employees .....	1	D	D	D	D
	500 employees or more .....	—	—	—	—	—
212	Cigars .....	4	D	D	D	D
	Establishments with an average of—					
	1 to 4 employees .....	1	D	D	D	D
	5 to 9 employees .....	—	—	—	—	—
	10 to 19 employees .....	1	D	D	D	D
	20 to 49 employees .....	1	D	D	D	D
	50 to 99 employees .....	—	—	—	—	—
	100 to 249 employees .....	—	—	—	—	—
	250 to 499 employees .....	—	—	—	—	—
	500 employees or more .....	1	D	D	D	D
214	Tobacco stemming & redrying .....	1	D	D	D	D
	Establishments with an average of—					
	1 to 4 employees .....	—	—	—	—	—
	5 to 9 employees .....	1	D	D	D	D
	10 to 19 employees .....	—	—	—	—	—
	20 to 49 employees .....	—	—	—	—	—
	50 to 99 employees .....	—	—	—	—	—
	100 to 249 employees .....	—	—	—	—	—
	250 to 499 employees .....	—	—	—	—	—
	500 employees or more .....	—	—	—	—	—

**Table 7. Selected Statistics by Employment Size of Establishment for Industry Groups: 1997 and 1992—Con.**

[Detail may not add to total because of rounding. For meaning of abbreviations and symbols, see introductory text. For explanation of terms, see Appendix A]

SIC code	Industry group and employment size of establishment	Establishments (number)	All employees+		Value added by manufacture (\$1,000)	Value of shipments (\$1,000)
			Total (number)	Payroll (\$1,000)		
	<b>1992—Con.</b>					
22	<b>Textile mill products</b> .....	<b>26</b>	<b>3 324</b>	<b>34 811</b>	<b>105 626</b>	<b>180 064</b>
	Establishments with an average of—					
	1 to 4 employees .....	6	D	D	D	D
	5 to 9 employees .....	3	D	D	D	D
	10 to 19 employees .....	4	D	D	D	D
	20 to 49 employees .....	4	D	D	D	D
	50 to 99 employees .....	3	D	D	D	D
	100 to 249 employees .....	1	D	D	D	D
	250 to 499 employees .....	2	D	D	D	D
	500 employees or more .....	3	2 139	23 508	80 326	131 536
221	Broadwoven fabric mills, cotton .....	1	D	D	D	D
	Establishments with an average of—					
	1 to 4 employees .....	1	D	D	D	D
	5 to 9 employees .....	—	—	—	—	—
	10 to 19 employees .....	—	—	—	—	—
	20 to 49 employees .....	—	—	—	—	—
	50 to 99 employees .....	—	—	—	—	—
	100 to 249 employees .....	—	—	—	—	—
	250 to 499 employees .....	—	—	—	—	—
	500 employees or more .....	—	—	—	—	—
222	Broadwoven fabric mills, manmade fiber & silk .....	1	D	D	D	D
	Establishments with an average of—					
	1 to 4 employees .....	—	—	—	—	—
	5 to 9 employees .....	—	—	—	—	—
	10 to 19 employees .....	1	D	D	D	D
	20 to 49 employees .....	—	—	—	—	—
	50 to 99 employees .....	—	—	—	—	—
	100 to 249 employees .....	—	—	—	—	—
	250 to 499 employees .....	—	—	—	—	—
	500 employees or more .....	—	—	—	—	—
224	Narrow fabric mills .....	1	D	D	D	D
	Establishments with an average of—					
	1 to 4 employees .....	—	—	—	—	—
	5 to 9 employees .....	—	—	—	—	—
	10 to 19 employees .....	—	—	—	—	—
	20 to 49 employees .....	—	—	—	—	—
	50 to 99 employees .....	1	D	D	D	D
	100 to 249 employees .....	—	—	—	—	—
	250 to 499 employees .....	—	—	—	—	—
	500 employees or more .....	—	—	—	—	—
225	Knitting mills .....	13	2 478	23 898	58 797	84 770
	Establishments with an average of—					
	1 to 4 employees .....	1	D	D	D	D
	5 to 9 employees .....	2	D	D	D	D
	10 to 19 employees .....	1	D	D	D	D
	20 to 49 employees .....	3	D	D	D	D
	50 to 99 employees .....	2	D	D	D	D
	100 to 249 employees .....	—	—	—	—	—
	250 to 499 employees .....	2	D	D	D	D
	500 employees or more .....	2	D	D	D	D
227	Carpets & rugs .....	3	D	D	D	D
	Establishments with an average of—					
	1 to 4 employees .....	2	D	D	D	D
	5 to 9 employees .....	—	—	—	—	—
	10 to 19 employees .....	—	—	—	—	—
	20 to 49 employees .....	—	—	—	—	—
	50 to 99 employees .....	—	—	—	—	—
	100 to 249 employees .....	1	D	D	D	D
	250 to 499 employees .....	—	—	—	—	—
	500 employees or more .....	—	—	—	—	—
228	Yarn & thread mills .....	1	D	D	D	D
	Establishments with an average of—					
	1 to 4 employees .....	—	—	—	—	—
	5 to 9 employees .....	—	—	—	—	—
	10 to 19 employees .....	—	—	—	—	—
	20 to 49 employees .....	—	—	—	—	—
	50 to 99 employees .....	—	—	—	—	—
	100 to 249 employees .....	—	—	—	—	—
	250 to 499 employees .....	—	—	—	—	—
	500 employees or more .....	1	D	D	D	D
229	Miscellaneous textile goods .....	6	D	D	D	D
	Establishments with an average of—					
	1 to 4 employees .....	2	D	D	D	D
	5 to 9 employees .....	1	D	D	D	D
	10 to 19 employees .....	2	D	D	D	D
	20 to 49 employees .....	1	D	D	D	D
	50 to 99 employees .....	—	—	—	—	—
	100 to 249 employees .....	—	—	—	—	—
	250 to 499 employees .....	—	—	—	—	—
	500 employees or more .....	—	—	—	—	—

**Table 7. Selected Statistics by Employment Size of Establishment for Industry Groups: 1997 and 1992—Con.**

[Detail may not add to total because of rounding. For meaning of abbreviations and symbols, see introductory text. For explanation of terms, see Appendix A]

SIC code	Industry group and employment size of establishment	Establishments (number)	All employees+		Value added by manufacture (\$1,000)	Value of shipments (\$1,000)
			Total (number)	Payroll (\$1,000)		
	<b>1992—Con.</b>					
23	<b>Apparel &amp; other textile products .....</b>	<b>285</b>	<b>31 320</b>	<b>312 315</b>	<b>900 183</b>	<b>1 412 329</b>
	Establishments with an average of—					
	1 to 4 employees .....	54	102	908	5 228	8 968
	5 to 9 employees .....	27	184	1 839	10 634	17 220
	10 to 19 employees .....	32	463	3 922	18 071	30 685
	20 to 49 employees .....	37	1 122	9 349	32 719	53 365
	50 to 99 employees .....	46	3 215	27 197	74 838	106 279
	100 to 249 employees .....	47	7 552	75 385	236 136	364 289
	250 to 499 employees .....	29	9 696	89 436	245 158	367 016
	500 employees or more .....	13	8 986	104 279	277 399	464 507
231	Men's & boys' suits & coats .....	9	1 174	12 291	31 275	39 228
	Establishments with an average of—					
	1 to 4 employees .....	4	D	D	D	D
	5 to 9 employees .....	—	—	—	—	—
	10 to 19 employees .....	—	—	—	—	—
	20 to 49 employees .....	—	—	—	—	—
	50 to 99 employees .....	2	D	D	D	D
	100 to 249 employees .....	1	D	D	D	D
	250 to 499 employees .....	2	D	D	D	D
	500 employees or more .....	—	—	—	—	—
232	Men's & boys' furnishings .....	78	11 879	109 839	341 274	492 817
	Establishments with an average of—					
	1 to 4 employees .....	16	D	D	D	D
	5 to 9 employees .....	4	D	D	D	D
	10 to 19 employees .....	6	79	457	3 365	4 543
	20 to 49 employees .....	4	123	786	3 518	5 425
	50 to 99 employees .....	11	758	6 628	31 532	39 644
	100 to 249 employees .....	19	3 075	27 486	91 319	114 875
	250 to 499 employees .....	12	3 868	35 316	103 574	153 894
	500 employees or more .....	6	D	D	D	D
233	Women's & children's outerwear .....	72	4 287	35 785	88 548	143 241
	Establishments with an average of—					
	1 to 4 employees .....	16	33	227	1 356	2 108
	5 to 9 employees .....	9	61	611	3 211	4 837
	10 to 19 employees .....	9	132	935	4 818	8 658
	20 to 49 employees .....	17	544	4 145	12 863	17 640
	50 to 99 employees .....	10	755	6 019	12 353	21 316
	100 to 249 employees .....	8	1 242	11 342	19 775	36 386
	250 to 499 employees .....	2	D	D	D	D
	500 employees or more .....	1	D	D	D	D
234	Women's & children's undergarments .....	72	10 824	125 926	346 262	592 871
	Establishments with an average of—					
	1 to 4 employees .....	8	D	D	D	D
	5 to 9 employees .....	6	41	493	3 373	5 916
	10 to 19 employees .....	3	D	D	D	D
	20 to 49 employees .....	9	255	2 807	12 663	22 212
	50 to 99 employees .....	16	1 085	9 639	24 238	36 310
	100 to 249 employees .....	15	2 491	27 748	92 732	165 317
	250 to 499 employees .....	9	2 598	23 635	60 463	94 422
	500 employees or more .....	6	4 297	60 655	150 331	264 241
235	Hats, caps, & millinery .....	1	D	D	D	D
	Establishments with an average of—					
	1 to 4 employees .....	—	—	—	—	—
	5 to 9 employees .....	—	—	—	—	—
	10 to 19 employees .....	1	D	D	D	D
	20 to 49 employees .....	—	—	—	—	—
	50 to 99 employees .....	—	—	—	—	—
	100 to 249 employees .....	—	—	—	—	—
	250 to 499 employees .....	—	—	—	—	—
	500 employees or more .....	—	—	—	—	—
236	Girls' & children's outerwear .....	12	1 036	8 640	21 638	29 105
	Establishments with an average of—					
	1 to 4 employees .....	1	D	D	D	D
	5 to 9 employees .....	2	D	D	D	D
	10 to 19 employees .....	1	D	D	D	D
	20 to 49 employees .....	—	—	—	—	—
	50 to 99 employees .....	5	344	2 449	3 702	4 461
	100 to 249 employees .....	2	D	D	D	D
	250 to 499 employees .....	1	D	D	D	D
	500 employees or more .....	—	—	—	—	—
238	Miscellaneous apparel & accessories .....	5	D	D	D	D
	Establishments with an average of—					
	1 to 4 employees .....	1	D	D	D	D
	5 to 9 employees .....	1	D	D	D	D
	10 to 19 employees .....	2	D	D	D	D
	20 to 49 employees .....	—	—	—	—	—
	50 to 99 employees .....	—	—	—	—	—
	100 to 249 employees .....	1	D	D	D	D
	250 to 499 employees .....	—	—	—	—	—
	500 employees or more .....	—	—	—	—	—

**Table 7. Selected Statistics by Employment Size of Establishment for Industry Groups: 1997 and 1992—Con.**

[Detail may not add to total because of rounding. For meaning of abbreviations and symbols, see introductory text. For explanation of terms, see Appendix A]

SIC code	Industry group and employment size of establishment	Establishments (number)	All employees+		Value added by manufacture (\$1,000)	Value of shipments (\$1,000)
			Total (number)	Payroll (\$1,000)		
	<b>1992—Con.</b>					
<b>23</b>	<b>Apparel &amp; other textile products—Con.</b>					
239	Miscellaneous fabricated textile products .....	36	1 896	18 052	65 408	105 221
	Establishments with an average of—					
	1 to 4 employees .....	8	D	D	D	D
	5 to 9 employees .....	5	D	D	D	D
	10 to 19 employees .....	10	148	1 301	7 022	12 817
	20 to 49 employees .....	7	200	1 611	3 675	8 088
	50 to 99 employees .....	2	D	D	D	D
	100 to 249 employees .....	1	D	D	D	D
	250 to 499 employees .....	3	1 247	11 429	38 989	57 078
	500 employees or more .....	—	—	—	—	—
<b>24</b>	<b>Lumber &amp; wood products .....</b>	<b>106</b>	<b>D</b>	<b>D</b>	<b>D</b>	<b>D</b>
	Establishments with an average of—					
	1 to 4 employees .....	65	108	709	3 123	7 262
	5 to 9 employees .....	14	92	777	1 908	4 771
	10 to 19 employees .....	15	214	1 867	8 753	13 594
	20 to 49 employees .....	8	D	D	D	D
	50 to 99 employees .....	3	243	3 301	5 877	12 613
	100 to 249 employees .....	1	D	D	D	D
	250 to 499 employees .....	—	—	—	—	—
	500 employees or more .....	—	—	—	—	—
243	Millwork, plywood, & structural members .....	89	744	7 768	22 856	42 561
	Establishments with an average of—					
	1 to 4 employees .....	60	D	D	D	D
	5 to 9 employees .....	12	D	D	D	D
	10 to 19 employees .....	12	D	D	D	D
	20 to 49 employees .....	1	D	D	D	D
	50 to 99 employees .....	3	243	3 301	5 877	12 613
	100 to 249 employees .....	1	D	D	D	D
	250 to 499 employees .....	—	—	—	—	—
	500 employees or more .....	—	—	—	—	—
244	Wood containers .....	6	D	D	D	D
	Establishments with an average of—					
	1 to 4 employees .....	1	D	D	D	D
	5 to 9 employees .....	1	D	D	D	D
	10 to 19 employees .....	—	—	—	—	—
	20 to 49 employees .....	4	D	D	D	D
	50 to 99 employees .....	—	—	—	—	—
	100 to 249 employees .....	—	—	—	—	—
	250 to 499 employees .....	—	—	—	—	—
	500 employees or more .....	—	—	—	—	—
249	Miscellaneous wood products .....	11	D	D	D	D
	Establishments with an average of—					
	1 to 4 employees .....	4	D	D	D	D
	5 to 9 employees .....	1	D	D	D	D
	10 to 19 employees .....	3	D	D	D	D
	20 to 49 employees .....	3	D	D	D	D
	50 to 99 employees .....	—	—	—	—	—
	100 to 249 employees .....	—	—	—	—	—
	250 to 499 employees .....	—	—	—	—	—
	500 employees or more .....	—	—	—	—	—
<b>25</b>	<b>Furniture &amp; fixtures .....</b>	<b>143</b>	<b>2 310</b>	<b>22 515</b>	<b>112 589</b>	<b>179 410</b>
	Establishments with an average of—					
	1 to 4 employees .....	52	107	864	4 310	8 006
	5 to 9 employees .....	30	201	1 644	5 690	10 109
	10 to 19 employees .....	25	351	3 012	13 408	21 996
	20 to 49 employees .....	29	830	7 831	36 028	52 328
	50 to 99 employees .....	4	268	3 089	16 774	30 199
	100 to 249 employees .....	3	553	6 075	36 379	56 772
	250 to 499 employees .....	—	—	—	—	—
	500 employees or more .....	—	—	—	—	—
251	Household furniture .....	110	1 646	14 825	71 538	109 438
	Establishments with an average of—					
	1 to 4 employees .....	41	D	D	D	D
	5 to 9 employees .....	21	D	D	D	D
	10 to 19 employees .....	20	277	2 432	10 405	17 989
	20 to 49 employees .....	24	705	6 466	30 410	46 087
	50 to 99 employees .....	2	D	D	D	D
	100 to 249 employees .....	2	D	D	D	D
	250 to 499 employees .....	—	—	—	—	—
	500 employees or more .....	—	—	—	—	—
252	Office furniture .....	6	D	D	D	D
	Establishments with an average of—					
	1 to 4 employees .....	—	—	—	—	—
	5 to 9 employees .....	—	—	—	—	—
	10 to 19 employees .....	2	D	D	D	D
	20 to 49 employees .....	2	D	D	D	D
	50 to 99 employees .....	1	D	D	D	D
	100 to 249 employees .....	1	D	D	D	D
	250 to 499 employees .....	—	—	—	—	—
	500 employees or more .....	—	—	—	—	—

**Table 7. Selected Statistics by Employment Size of Establishment for Industry Groups: 1997 and 1992—Con.**

[Detail may not add to total because of rounding. For meaning of abbreviations and symbols, see introductory text. For explanation of terms, see Appendix A]

SIC code	Industry group and employment size of establishment	Establishments (number)	All employees+		Value added by manufacture (\$1,000)	Value of shipments (\$1,000)
			Total (number)	Payroll (\$1,000)		
	<b>1992—Con.</b>					
<b>25</b>	<b>Furniture &amp; fixtures—Con.</b>					
253	Public building & related furniture .....	8	D	D	D	D
	Establishments with an average of—					
	1 to 4 employees .....	4	10	68	188	364
	5 to 9 employees .....	2	D	D	D	D
	10 to 19 employees .....	—	—	—	—	—
	20 to 49 employees .....	1	D	D	D	D
	50 to 99 employees .....	1	D	D	D	D
	100 to 249 employees .....	—	—	—	—	—
	250 to 499 employees .....	—	—	—	—	—
	500 employees or more .....	—	—	—	—	—
254	Partitions & fixtures .....	10	65	686	3 225	5 816
	Establishments with an average of—					
	1 to 4 employees .....	4	D	D	D	D
	5 to 9 employees .....	4	26	258	957	2 006
	10 to 19 employees .....	2	D	D	D	D
	20 to 49 employees .....	—	—	—	—	—
	50 to 99 employees .....	—	—	—	—	—
	100 to 249 employees .....	—	—	—	—	—
	250 to 499 employees .....	—	—	—	—	—
	500 employees or more .....	—	—	—	—	—
259	Miscellaneous furniture & fixtures .....	9	102	1 182	5 259	6 488
	Establishments with an average of—					
	1 to 4 employees .....	3	4	37	240	444
	5 to 9 employees .....	3	25	195	1 165	1 528
	10 to 19 employees .....	1	D	D	D	D
	20 to 49 employees .....	2	D	D	D	D
	50 to 99 employees .....	—	—	—	—	—
	100 to 249 employees .....	—	—	—	—	—
	250 to 499 employees .....	—	—	—	—	—
	500 employees or more .....	—	—	—	—	—
<b>26</b>	<b>Paper &amp; allied products .....</b>	<b>55</b>	<b>2 732</b>	<b>43 793</b>	<b>171 795</b>	<b>321 621</b>
	Establishments with an average of—					
	1 to 4 employees .....	6	D	D	D	D
	5 to 9 employees .....	7	D	D	D	D
	10 to 19 employees .....	12	167	2 068	9 063	15 437
	20 to 49 employees .....	13	429	5 758	19 411	56 732
	50 to 99 employees .....	10	762	11 013	63 594	123 531
	100 to 249 employees .....	5	717	13 809	44 296	64 637
	250 to 499 employees .....	2	D	D	D	D
	500 employees or more .....	—	—	—	—	—
261	Pulp mills .....	1	D	D	D	D
	Establishments with an average of—					
	1 to 4 employees .....	1	D	D	D	D
	5 to 9 employees .....	—	—	—	—	—
	10 to 19 employees .....	—	—	—	—	—
	20 to 49 employees .....	—	—	—	—	—
	50 to 99 employees .....	—	—	—	—	—
	100 to 249 employees .....	—	—	—	—	—
	250 to 499 employees .....	—	—	—	—	—
	500 employees or more .....	—	—	—	—	—
262	Paper mills .....	3	D	D	D	D
	Establishments with an average of—					
	1 to 4 employees .....	1	D	D	D	D
	5 to 9 employees .....	—	—	—	—	—
	10 to 19 employees .....	1	D	D	D	D
	20 to 49 employees .....	1	D	D	D	D
	50 to 99 employees .....	—	—	—	—	—
	100 to 249 employees .....	—	—	—	—	—
	250 to 499 employees .....	—	—	—	—	—
	500 employees or more .....	—	—	—	—	—
263	Paperboard mills .....	7	D	D	D	D
	Establishments with an average of—					
	1 to 4 employees .....	1	D	D	D	D
	5 to 9 employees .....	1	D	D	D	D
	10 to 19 employees .....	2	D	D	D	D
	20 to 49 employees .....	2	D	D	D	D
	50 to 99 employees .....	1	D	D	D	D
	100 to 249 employees .....	—	—	—	—	—
	250 to 499 employees .....	—	—	—	—	—
	500 employees or more .....	—	—	—	—	—
265	Paperboard containers & boxes .....	23	1 923	32 454	120 569	224 877
	Establishments with an average of—					
	1 to 4 employees .....	—	—	—	—	—
	5 to 9 employees .....	1	D	D	D	D
	10 to 19 employees .....	5	D	D	D	D
	20 to 49 employees .....	5	147	1 856	10 136	26 214
	50 to 99 employees .....	5	379	5 091	28 717	68 794
	100 to 249 employees .....	5	717	13 809	44 296	64 637
	250 to 499 employees .....	2	D	D	D	D
	500 employees or more .....	—	—	—	—	—

**Table 7. Selected Statistics by Employment Size of Establishment for Industry Groups: 1997 and 1992—Con.**

[Detail may not add to total because of rounding. For meaning of abbreviations and symbols, see introductory text. For explanation of terms, see Appendix A]

SIC code	Industry group and employment size of establishment	Establishments (number)	All employees+		Value added by manufacture (\$1,000)	Value of shipments (\$1,000)
			Total (number)	Payroll (\$1,000)		
	<b>1992—Con.</b>					
<b>26</b>	<b>Paper &amp; allied products—Con.</b>					
267	Miscellaneous converted paper products .....	21	609	7 989	37 588	65 684
	Establishments with an average of—					
	1 to 4 employees .....	3	7	39	186	468
	5 to 9 employees .....	5	D	D	D	D
	10 to 19 employees .....	4	D	D	D	D
	20 to 49 employees .....	5	194	2 533	9 301	17 104
	50 to 99 employees .....	4	D	D	D	D
	100 to 249 employees .....	—	—	—	—	—
	250 to 499 employees .....	—	—	—	—	—
	500 employees or more .....	—	—	—	—	—
<b>27</b>	<b>Printing &amp; publishing .....</b>	<b>192</b>	<b>4 121</b>	<b>82 303</b>	<b>325 177</b>	<b>448 343</b>
	Establishments with an average of—					
	1 to 4 employees .....	90	189	1 809	10 385	15 909
	5 to 9 employees .....	24	168	1 816	7 573	11 552
	10 to 19 employees .....	34	447	5 595	42 445	52 219
	20 to 49 employees .....	28	830	11 342	43 944	55 537
	50 to 99 employees .....	9	639	11 245	31 042	47 315
	100 to 249 employees .....	4	648	15 709	63 891	94 747
	250 to 499 employees .....	2	D	D	D	D
	500 employees or more .....	1	D	D	D	D
271	Newspapers .....	16	1 467	40 902	144 851	195 160
	Establishments with an average of—					
	1 to 4 employees .....	6	7	74	531	832
	5 to 9 employees .....	1	D	D	D	D
	10 to 19 employees .....	2	D	D	D	D
	20 to 49 employees .....	3	D	D	D	D
	50 to 99 employees .....	—	—	—	—	—
	100 to 249 employees .....	2	D	D	D	D
	250 to 499 employees .....	1	D	D	D	D
	500 employees or more .....	1	D	D	D	D
272	Periodicals .....	9	D	D	D	D
	Establishments with an average of—					
	1 to 4 employees .....	5	11	128	691	1 083
	5 to 9 employees .....	2	D	D	D	D
	10 to 19 employees .....	2	D	D	D	D
	20 to 49 employees .....	—	—	—	—	—
	50 to 99 employees .....	—	—	—	—	—
	100 to 249 employees .....	—	—	—	—	—
	250 to 499 employees .....	—	—	—	—	—
	500 employees or more .....	—	—	—	—	—
273	Books .....	10	139	1 371	4 312	6 193
	Establishments with an average of—					
	1 to 4 employees .....	3	D	D	D	D
	5 to 9 employees .....	—	—	—	—	—
	10 to 19 employees .....	3	D	D	D	D
	20 to 49 employees .....	4	92	814	2 041	2 790
	50 to 99 employees .....	—	—	—	—	—
	100 to 249 employees .....	—	—	—	—	—
	250 to 499 employees .....	—	—	—	—	—
	500 employees or more .....	—	—	—	—	—
274	Miscellaneous publishing .....	10	D	D	D	D
	Establishments with an average of—					
	1 to 4 employees .....	4	6	51	398	620
	5 to 9 employees .....	1	D	D	D	D
	10 to 19 employees .....	2	D	D	D	D
	20 to 49 employees .....	2	D	D	D	D
	50 to 99 employees .....	—	—	—	—	—
	100 to 249 employees .....	1	D	D	D	D
	250 to 499 employees .....	—	—	—	—	—
	500 employees or more .....	—	—	—	—	—
275	Commercial printing .....	131	2 034	30 737	109 897	155 927
	Establishments with an average of—					
	1 to 4 employees .....	63	137	1 246	7 541	11 564
	5 to 9 employees .....	19	D	D	D	D
	10 to 19 employees .....	23	300	3 627	27 046	33 048
	20 to 49 employees .....	16	504	7 526	29 065	36 745
	50 to 99 employees .....	8	D	D	D	D
	100 to 249 employees .....	1	D	D	D	D
	250 to 499 employees .....	1	D	D	D	D
	500 employees or more .....	—	—	—	—	—
276	Manifold business forms .....	8	154	2 113	16 018	17 105
	Establishments with an average of—					
	1 to 4 employees .....	4	10	43	124	224
	5 to 9 employees .....	—	—	—	—	—
	10 to 19 employees .....	1	D	D	D	D
	20 to 49 employees .....	2	D	D	D	D
	50 to 99 employees .....	1	D	D	D	D
	100 to 249 employees .....	—	—	—	—	—
	250 to 499 employees .....	—	—	—	—	—
	500 employees or more .....	—	—	—	—	—



**Table 7. Selected Statistics by Employment Size of Establishment for Industry Groups: 1997 and 1992—Con.**

[Detail may not add to total because of rounding. For meaning of abbreviations and symbols, see introductory text. For explanation of terms, see Appendix A]

SIC code	Industry group and employment size of establishment	Establishments (number)	All employees+		Value added by manufacture (\$1,000)	Value of shipments (\$1,000)
			Total (number)	Payroll (\$1,000)		
	<b>1992—Con.</b>					
<b>27</b>	<b>Printing &amp; publishing—Con.</b>					
278	Blankbooks & bookbinding .....	2	D	D	D	D
	Establishments with an average of—					
	1 to 4 employees .....	1	D	D	D	D
	5 to 9 employees .....	—	—	—	—	—
	10 to 19 employees .....	1	D	D	D	D
	20 to 49 employees .....	—	—	—	—	—
	50 to 99 employees .....	—	—	—	—	—
	100 to 249 employees .....	—	—	—	—	—
	250 to 499 employees .....	—	—	—	—	—
	500 employees or more .....	—	—	—	—	—
279	Printing trade services .....	6	36	569	1 822	2 579
	Establishments with an average of—					
	1 to 4 employees .....	4	D	D	D	D
	5 to 9 employees .....	1	D	D	D	D
	10 to 19 employees .....	—	—	—	—	—
	20 to 49 employees .....	1	D	D	D	D
	50 to 99 employees .....	—	—	—	—	—
	100 to 249 employees .....	—	—	—	—	—
	250 to 499 employees .....	—	—	—	—	—
	500 employees or more .....	—	—	—	—	—
<b>28</b>	<b>Chemicals &amp; allied products .....</b>	<b>190</b>	<b>31 161</b>	<b>861 317</b>	<b>11 014 927</b>	<b>13 253 432</b>
	Establishments with an average of—					
	1 to 4 employees .....	29	60	790	6 109	8 844
	5 to 9 employees .....	19	142	1 962	13 565	21 164
	10 to 19 employees .....	16	203	3 594	19 752	29 375
	20 to 49 employees .....	32	1 036	18 609	106 789	151 455
	50 to 99 employees .....	25	1 819	44 808	522 179	1 028 742
	100 to 249 employees .....	29	4 634	136 639	1 668 391	1 903 197
	250 to 499 employees .....	20	6 875	195 521	2 051 097	2 508 634
	500 employees or more .....	20	16 392	459 394	6 627 045	7 602 021
281	Industrial inorganic chemicals .....	9	175	4 118	21 682	30 556
	Establishments with an average of—					
	1 to 4 employees .....	2	D	D	D	D
	5 to 9 employees .....	—	—	—	—	—
	10 to 19 employees .....	3	D	D	D	D
	20 to 49 employees .....	4	136	2 977	14 289	17 670
	50 to 99 employees .....	—	—	—	—	—
	100 to 249 employees .....	—	—	—	—	—
	250 to 499 employees .....	—	—	—	—	—
	500 employees or more .....	—	—	—	—	—
282	Plastics materials & synthetics .....	18	2 303	36 094	109 811	191 125
	Establishments with an average of—					
	1 to 4 employees .....	3	D	D	D	D
	5 to 9 employees .....	2	D	D	D	D
	10 to 19 employees .....	1	D	D	D	D
	20 to 49 employees .....	4	D	D	D	D
	50 to 99 employees .....	3	D	D	D	D
	100 to 249 employees .....	3	402	7 052	19 730	34 415
	250 to 499 employees .....	1	D	D	D	D
	500 employees or more .....	1	D	D	D	D
283	Drugs .....	88	24 892	734 122	9 978 394	11 923 985
	Establishments with an average of—					
	1 to 4 employees .....	11	19	228	1 809	2 267
	5 to 9 employees .....	6	45	603	3 552	4 848
	10 to 19 employees .....	5	57	1 154	7 562	11 280
	20 to 49 employees .....	3	D	D	D	D
	50 to 99 employees .....	11	885	25 891	440 781	886 981
	100 to 249 employees .....	16	2 676	90 042	1 198 540	1 335 391
	250 to 499 employees .....	17	5 759	173 568	1 720 186	2 149 229
	500 employees or more .....	19	D	D	D	D
284	Soaps, cleaners, & toilet goods .....	30	1 981	39 177	218 959	331 107
	Establishments with an average of—					
	1 to 4 employees .....	3	10	79	524	588
	5 to 9 employees .....	3	D	D	D	D
	10 to 19 employees .....	4	D	D	D	D
	20 to 49 employees .....	8	D	D	D	D
	50 to 99 employees .....	5	330	6 703	32 560	54 215
	100 to 249 employees .....	6	936	19 401	143 118	210 698
	250 to 499 employees .....	1	D	D	D	D
	500 employees or more .....	—	—	—	—	—
285	Paints & allied products .....	13	476	9 305	50 502	76 518
	Establishments with an average of—					
	1 to 4 employees .....	3	7	92	869	1 104
	5 to 9 employees .....	1	D	D	D	D
	10 to 19 employees .....	1	D	D	D	D
	20 to 49 employees .....	4	141	2 711	11 729	15 323
	50 to 99 employees .....	3	189	3 329	25 258	33 778
	100 to 249 employees .....	1	D	D	D	D
	250 to 499 employees .....	—	—	—	—	—
	500 employees or more .....	—	—	—	—	—

**Table 7. Selected Statistics by Employment Size of Establishment for Industry Groups: 1997 and 1992—Con.**

[Detail may not add to total because of rounding. For meaning of abbreviations and symbols, see introductory text. For explanation of terms, see Appendix A]

SIC code	Industry group and employment size of establishment	Establishments (number)	All employees+		Value added by manufacture (\$1,000)	Value of shipments (\$1,000)
			Total (number)	Payroll (\$1,000)		
	<b>1992—Con.</b>					
<b>28</b>	<b>Chemicals &amp; allied products—Con.</b>					
286	Industrial organic chemicals .....	2	D	D	D	D
	Establishments with an average of—					
	1 to 4 employees .....	—	—	—	—	—
	5 to 9 employees .....	—	—	—	—	—
	10 to 19 employees .....	—	—	—	—	—
	20 to 49 employees .....	1	D	D	D	D
	50 to 99 employees .....	—	—	—	—	—
	100 to 249 employees .....	1	D	D	D	D
	250 to 499 employees .....	—	—	—	—	—
	500 employees or more .....	—	—	—	—	—
287	Agricultural chemicals .....	7	D	D	D	D
	Establishments with an average of—					
	1 to 4 employees .....	—	—	—	—	—
	5 to 9 employees .....	—	—	—	—	—
	10 to 19 employees .....	2	D	D	D	D
	20 to 49 employees .....	2	D	D	D	D
	50 to 99 employees .....	2	D	D	D	D
	100 to 249 employees .....	—	—	—	—	—
	250 to 499 employees .....	1	D	D	D	D
	500 employees or more .....	—	—	—	—	—
289	Miscellaneous chemical products .....	23	632	17 392	163 578	185 714
	Establishments with an average of—					
	1 to 4 employees .....	7	D	D	D	D
	5 to 9 employees .....	7	D	D	D	D
	10 to 19 employees .....	—	—	—	—	—
	20 to 49 employees .....	6	153	2 794	8 906	20 680
	50 to 99 employees .....	1	D	D	D	D
	100 to 249 employees .....	2	D	D	D	D
	250 to 499 employees .....	—	—	—	—	—
	500 employees or more .....	—	—	—	—	—
<b>29</b>	<b>Petroleum &amp; coal products .....</b>	<b>24</b>	<b>1 562</b>	<b>47 162</b>	<b>1 055 516</b>	<b>1 707 480</b>
	Establishments with an average of—					
	1 to 4 employees .....	3	D	D	D	D
	5 to 9 employees .....	1	D	D	D	D
	10 to 19 employees .....	6	D	D	D	D
	20 to 49 employees .....	7	197	3 591	93 779	109 131
	50 to 99 employees .....	2	D	D	D	D
	100 to 249 employees .....	3	D	D	D	D
	250 to 499 employees .....	2	D	D	D	D
	500 employees or more .....	—	—	—	—	—
291	Petroleum refining .....	9	979	35 655	1 008 678	1 605 967
	Establishments with an average of—					
	1 to 4 employees .....	3	D	D	D	D
	5 to 9 employees .....	—	—	—	—	—
	10 to 19 employees .....	—	—	—	—	—
	20 to 49 employees .....	2	D	D	D	D
	50 to 99 employees .....	1	D	D	D	D
	100 to 249 employees .....	1	D	D	D	D
	250 to 499 employees .....	2	D	D	D	D
	500 employees or more .....	—	—	—	—	—
295	Asphalt paving & roofing materials .....	14	D	D	D	D
	Establishments with an average of—					
	1 to 4 employees .....	—	—	—	—	—
	5 to 9 employees .....	1	D	D	D	D
	10 to 19 employees .....	5	D	D	D	D
	20 to 49 employees .....	5	D	D	D	D
	50 to 99 employees .....	1	D	D	D	D
	100 to 249 employees .....	2	D	D	D	D
	250 to 499 employees .....	—	—	—	—	—
	500 employees or more .....	—	—	—	—	—
299	Miscellaneous petroleum & coal products .....	1	D	D	D	D
	Establishments with an average of—					
	1 to 4 employees .....	—	—	—	—	—
	5 to 9 employees .....	—	—	—	—	—
	10 to 19 employees .....	1	D	D	D	D
	20 to 49 employees .....	—	—	—	—	—
	50 to 99 employees .....	—	—	—	—	—
	100 to 249 employees .....	—	—	—	—	—
	250 to 499 employees .....	—	—	—	—	—
	500 employees or more .....	—	—	—	—	—
<b>30</b>	<b>Rubber &amp; miscellaneous plastics products .....</b>	<b>92</b>	<b>4 252</b>	<b>65 782</b>	<b>243 964</b>	<b>415 654</b>
	Establishments with an average of—					
	1 to 4 employees .....	18	D	D	D	D
	5 to 9 employees .....	9	D	D	D	D
	10 to 19 employees .....	17	240	3 649	17 690	29 776
	20 to 49 employees .....	29	918	13 027	54 114	84 938
	50 to 99 employees .....	7	567	7 512	26 924	40 795
	100 to 249 employees .....	9	1 335	22 703	72 098	133 113
	250 to 499 employees .....	2	D	D	D	D
	500 employees or more .....	1	D	D	D	D

**Table 7. Selected Statistics by Employment Size of Establishment for Industry Groups: 1997 and 1992—Con.**

[Detail may not add to total because of rounding. For meaning of abbreviations and symbols, see introductory text. For explanation of terms, see Appendix A]

SIC code	Industry group and employment size of establishment	Establishments (number)	All employees+		Value added by manufacture (\$1,000)	Value of shipments (\$1,000)
			Total (number)	Payroll (\$1,000)		
	<b>1992—Con.</b>					
<b>30</b>	<b>Rubber &amp; miscellaneous plastics products—Con.</b>					
301	Tires & inner tubes .....	1	D	D	D	D
	Establishments with an average of—					
	1 to 4 employees .....	—	—	—	—	—
	5 to 9 employees .....	—	—	—	—	—
	10 to 19 employees .....	—	—	—	—	—
	20 to 49 employees .....	1	D	D	D	D
	50 to 99 employees .....	—	—	—	—	—
	100 to 249 employees .....	—	—	—	—	—
	250 to 499 employees .....	—	—	—	—	—
	500 employees or more .....	—	—	—	—	—
305	Hose & belting & gaskets & packing .....	4	D	D	D	D
	Establishments with an average of—					
	1 to 4 employees .....	—	—	—	—	—
	5 to 9 employees .....	—	—	—	—	—
	10 to 19 employees .....	3	D	D	D	D
	20 to 49 employees .....	1	D	D	D	D
	50 to 99 employees .....	—	—	—	—	—
	100 to 249 employees .....	—	—	—	—	—
	250 to 499 employees .....	—	—	—	—	—
	500 employees or more .....	—	—	—	—	—
306	Fabricated rubber products, nec .....	10	309	3 774	17 207	23 997
	Establishments with an average of—					
	1 to 4 employees .....	1	D	D	D	D
	5 to 9 employees .....	1	D	D	D	D
	10 to 19 employees .....	1	D	D	D	D
	20 to 49 employees .....	6	D	D	D	D
	50 to 99 employees .....	1	D	D	D	D
	100 to 249 employees .....	—	—	—	—	—
	250 to 499 employees .....	—	—	—	—	—
	500 employees or more .....	—	—	—	—	—
308	Miscellaneous plastics products, nec .....	77	3 850	60 323	222 213	384 067
	Establishments with an average of—					
	1 to 4 employees .....	17	D	D	D	D
	5 to 9 employees .....	8	D	D	D	D
	10 to 19 employees .....	13	D	D	D	D
	20 to 49 employees .....	21	674	9 329	39 135	64 484
	50 to 99 employees .....	6	D	D	D	D
	100 to 249 employees .....	9	1 335	22 703	72 098	133 113
	250 to 499 employees .....	2	D	D	D	D
	500 employees or more .....	1	D	D	D	D
<b>31</b>	<b>Leather &amp; leather products .....</b>	<b>31</b>	<b>5 785</b>	<b>64 976</b>	<b>226 890</b>	<b>387 524</b>
	Establishments with an average of—					
	1 to 4 employees .....	7	D	D	D	D
	5 to 9 employees .....	6	D	D	D	D
	10 to 19 employees .....	1	D	D	D	D
	20 to 49 employees .....	1	D	D	D	D
	50 to 99 employees .....	2	D	D	D	D
	100 to 249 employees .....	6	820	8 435	42 305	56 697
	250 to 499 employees .....	4	1 530	15 772	49 881	76 298
	500 employees or more .....	4	3 173	38 254	127 464	240 972
314	Footwear, except rubber .....	18	4 361	48 044	156 061	273 639
	Establishments with an average of—					
	1 to 4 employees .....	4	D	D	D	D
	5 to 9 employees .....	2	D	D	D	D
	10 to 19 employees .....	1	D	D	D	D
	20 to 49 employees .....	—	—	—	—	—
	50 to 99 employees .....	1	D	D	D	D
	100 to 249 employees .....	4	D	D	D	D
	250 to 499 employees .....	3	D	D	D	D
	500 employees or more .....	3	D	D	D	D
315	Leather gloves & mittens .....	1	D	D	D	D
	Establishments with an average of—					
	1 to 4 employees .....	—	—	—	—	—
	5 to 9 employees .....	1	D	D	D	D
	10 to 19 employees .....	—	—	—	—	—
	20 to 49 employees .....	—	—	—	—	—
	50 to 99 employees .....	—	—	—	—	—
	100 to 249 employees .....	—	—	—	—	—
	250 to 499 employees .....	—	—	—	—	—
	500 employees or more .....	—	—	—	—	—
316	Luggage .....	2	D	D	D	D
	Establishments with an average of—					
	1 to 4 employees .....	1	D	D	D	D
	5 to 9 employees .....	1	D	D	D	D
	10 to 19 employees .....	—	—	—	—	—
	20 to 49 employees .....	—	—	—	—	—
	50 to 99 employees .....	—	—	—	—	—
	100 to 249 employees .....	—	—	—	—	—
	250 to 499 employees .....	—	—	—	—	—
	500 employees or more .....	—	—	—	—	—

**Table 7. Selected Statistics by Employment Size of Establishment for Industry Groups: 1997 and 1992—Con.**

[Detail may not add to total because of rounding. For meaning of abbreviations and symbols, see introductory text. For explanation of terms, see Appendix A]

SIC code	Industry group and employment size of establishment	Establishments (number)	All employees+		Value added by manufacture (\$1,000)	Value of shipments (\$1,000)
			Total (number)	Payroll (\$1,000)		
	<b>1992—Con.</b>					
<b>31</b>	<b>Leather &amp; leather products—Con.</b>					
317	Handbags & personal leather goods .....	8	1 297	15 783	65 213	107 337
	Establishments with an average of—					
	1 to 4 employees .....	2	D	D	D	D
	5 to 9 employees .....	1	D	D	D	D
	10 to 19 employees .....	—	—	—	—	—
	20 to 49 employees .....	1	D	D	D	D
	50 to 99 employees .....	1	D	D	D	D
	100 to 249 employees .....	1	D	D	D	D
	250 to 499 employees .....	1	D	D	D	D
	500 employees or more .....	1	D	D	D	D
319	Leather goods, nec .....	2	D	D	D	D
	Establishments with an average of—					
	1 to 4 employees .....	—	—	—	—	—
	5 to 9 employees .....	1	D	D	D	D
	10 to 19 employees .....	—	—	—	—	—
	20 to 49 employees .....	—	—	—	—	—
	50 to 99 employees .....	—	—	—	—	—
	100 to 249 employees .....	1	D	D	D	D
	250 to 499 employees .....	—	—	—	—	—
	500 employees or more .....	—	—	—	—	—
<b>32</b>	<b>Stone, clay, &amp; glass products .....</b>	<b>174</b>	<b>4 517</b>	<b>81 267</b>	<b>318 760</b>	<b>518 629</b>
	Establishments with an average of—					
	1 to 4 employees .....	52	109	1 072	5 129	10 272
	5 to 9 employees .....	18	128	1 502	8 568	14 183
	10 to 19 employees .....	47	632	9 707	50 027	86 136
	20 to 49 employees .....	39	1 069	16 373	73 203	102 507
	50 to 99 employees .....	10	630	8 242	33 893	41 581
	100 to 249 employees .....	5	795	12 615	52 428	109 994
	250 to 499 employees .....	3	1 154	31 756	95 512	153 956
	500 employees or more .....	—	—	—	—	—
321	Flat glass .....	2	D	D	D	D
	Establishments with an average of—					
	1 to 4 employees .....	—	—	—	—	—
	5 to 9 employees .....	—	—	—	—	—
	10 to 19 employees .....	—	—	—	—	—
	20 to 49 employees .....	1	D	D	D	D
	50 to 99 employees .....	1	D	D	D	D
	100 to 249 employees .....	—	—	—	—	—
	250 to 499 employees .....	—	—	—	—	—
	500 employees or more .....	—	—	—	—	—
322	Glass & glassware, pressed or blown .....	5	D	D	D	D
	Establishments with an average of—					
	1 to 4 employees .....	5	D	D	D	D
	5 to 9 employees .....	—	—	—	—	—
	10 to 19 employees .....	—	—	—	—	—
	20 to 49 employees .....	—	—	—	—	—
	50 to 99 employees .....	—	—	—	—	—
	100 to 249 employees .....	—	—	—	—	—
	250 to 499 employees .....	—	—	—	—	—
	500 employees or more .....	—	—	—	—	—
323	Products of purchased glass .....	9	582	13 433	41 650	53 673
	Establishments with an average of—					
	1 to 4 employees .....	4	D	D	D	D
	5 to 9 employees .....	—	—	—	—	—
	10 to 19 employees .....	—	—	—	—	—
	20 to 49 employees .....	3	D	D	D	D
	50 to 99 employees .....	1	D	D	D	D
	100 to 249 employees .....	—	—	—	—	—
	250 to 499 employees .....	1	D	D	D	D
	500 employees or more .....	—	—	—	—	—
324	Cement, hydraulic .....	1	D	D	D	D
	Establishments with an average of—					
	1 to 4 employees .....	—	—	—	—	—
	5 to 9 employees .....	—	—	—	—	—
	10 to 19 employees .....	—	—	—	—	—
	20 to 49 employees .....	—	—	—	—	—
	50 to 99 employees .....	—	—	—	—	—
	100 to 249 employees .....	—	—	—	—	—
	250 to 499 employees .....	1	D	D	D	D
	500 employees or more .....	—	—	—	—	—
325	Structural clay products .....	3	D	D	D	D
	Establishments with an average of—					
	1 to 4 employees .....	2	D	D	D	D
	5 to 9 employees .....	—	—	—	—	—
	10 to 19 employees .....	—	—	—	—	—
	20 to 49 employees .....	1	D	D	D	D
	50 to 99 employees .....	—	—	—	—	—
	100 to 249 employees .....	—	—	—	—	—
	250 to 499 employees .....	—	—	—	—	—
	500 employees or more .....	—	—	—	—	—

**Table 7. Selected Statistics by Employment Size of Establishment for Industry Groups: 1997 and 1992—Con.**

[Detail may not add to total because of rounding. For meaning of abbreviations and symbols, see introductory text. For explanation of terms, see Appendix A]

SIC code	Industry group and employment size of establishment	Establishments (number)	All employees+		Value added by manufacture (\$1,000)	Value of shipments (\$1,000)
			Total (number)	Payroll (\$1,000)		
	<b>1992—Con.</b>					
<b>32</b>	<b>Stone, clay, &amp; glass products—Con.</b>					
326	Pottery & related products .....	6	153	1 801	6 255	7 033
	Establishments with an average of—					
	1 to 4 employees .....	3	D	D	D	D
	5 to 9 employees .....	—	—	—	—	—
	10 to 19 employees .....	—	—	—	—	—
	20 to 49 employees .....	1	D	D	D	D
	50 to 99 employees .....	2	D	D	D	D
	100 to 249 employees .....	—	—	—	—	—
	250 to 499 employees .....	—	—	—	—	—
	500 employees or more .....	—	—	—	—	—
327	Concrete, gypsum, & plaster products .....	122	2 678	48 492	222 046	371 303
	Establishments with an average of—					
	1 to 4 employees .....	28	D	D	D	D
	5 to 9 employees .....	17	D	D	D	D
	10 to 19 employees .....	45	D	D	D	D
	20 to 49 employees .....	25	669	10 393	52 265	74 146
	50 to 99 employees .....	2	D	D	D	D
	100 to 249 employees .....	4	D	D	D	D
	250 to 499 employees .....	1	D	D	D	D
	500 employees or more .....	—	—	—	—	—
328	Cut stone & stone products .....	17	479	5 929	18 518	23 729
	Establishments with an average of—					
	1 to 4 employees .....	6	D	D	D	D
	5 to 9 employees .....	1	D	D	D	D
	10 to 19 employees .....	1	D	D	D	D
	20 to 49 employees .....	5	D	D	D	D
	50 to 99 employees .....	3	181	2 503	7 606	9 659
	100 to 249 employees .....	1	D	D	D	D
	250 to 499 employees .....	—	—	—	—	—
	500 employees or more .....	—	—	—	—	—
329	Miscellaneous nonmetallic mineral products .....	9	190	2 928	10 877	17 856
	Establishments with an average of—					
	1 to 4 employees .....	4	D	D	D	D
	5 to 9 employees .....	—	—	—	—	—
	10 to 19 employees .....	1	D	D	D	D
	20 to 49 employees .....	3	D	D	D	D
	50 to 99 employees .....	1	D	D	D	D
	100 to 249 employees .....	—	—	—	—	—
	250 to 499 employees .....	—	—	—	—	—
	500 employees or more .....	—	—	—	—	—
<b>33</b>	<b>Primary metal industries .....</b>	<b>27</b>	<b>D</b>	<b>D</b>	<b>D</b>	<b>D</b>
	Establishments with an average of—					
	1 to 4 employees .....	8	D	D	D	D
	5 to 9 employees .....	2	D	D	D	D
	10 to 19 employees .....	6	D	D	D	D
	20 to 49 employees .....	8	278	3 703	18 640	27 938
	50 to 99 employees .....	1	D	D	D	D
	100 to 249 employees .....	2	D	D	D	D
	250 to 499 employees .....	—	—	—	—	—
	500 employees or more .....	—	—	—	—	—
331	Blast furnace & basic steel products .....	8	206	2 692	18 922	28 419
	Establishments with an average of—					
	1 to 4 employees .....	3	D	D	D	D
	5 to 9 employees .....	—	—	—	—	—
	10 to 19 employees .....	3	D	D	D	D
	20 to 49 employees .....	1	D	D	D	D
	50 to 99 employees .....	—	—	—	—	—
	100 to 249 employees .....	1	D	D	D	D
	250 to 499 employees .....	—	—	—	—	—
	500 employees or more .....	—	—	—	—	—
332	Iron & steel foundries .....	3	D	D	D	D
	Establishments with an average of—					
	1 to 4 employees .....	1	D	D	D	D
	5 to 9 employees .....	—	—	—	—	—
	10 to 19 employees .....	1	D	D	D	D
	20 to 49 employees .....	1	D	D	D	D
	50 to 99 employees .....	—	—	—	—	—
	100 to 249 employees .....	—	—	—	—	—
	250 to 499 employees .....	—	—	—	—	—
	500 employees or more .....	—	—	—	—	—
334	Secondary nonferrous metals .....	4	82	679	2 258	3 770
	Establishments with an average of—					
	1 to 4 employees .....	—	—	—	—	—
	5 to 9 employees .....	1	D	D	D	D
	10 to 19 employees .....	1	D	D	D	D
	20 to 49 employees .....	2	D	D	D	D
	50 to 99 employees .....	—	—	—	—	—
	100 to 249 employees .....	—	—	—	—	—
	250 to 499 employees .....	—	—	—	—	—
	500 employees or more .....	—	—	—	—	—

**Table 7. Selected Statistics by Employment Size of Establishment for Industry Groups: 1997 and 1992—Con.**

[Detail may not add to total because of rounding. For meaning of abbreviations and symbols, see introductory text. For explanation of terms, see Appendix A]

SIC code	Industry group and employment size of establishment	Establishments (number)	All employees+		Value added by manufacture (\$1,000)	Value of shipments (\$1,000)
			Total (number)	Payroll (\$1,000)		
	<b>1992—Con.</b>					
<b>33</b>	<b>Primary metal industries—Con.</b>					
335	Nonferrous rolling & drawing .....	5	193	2 950	9 346	19 832
	Establishments with an average of—					
	1 to 4 employees .....	2	D	D	D	D
	5 to 9 employees .....	—	—	—	—	—
	10 to 19 employees .....	—	—	—	—	—
	20 to 49 employees .....	2	D	D	D	D
	50 to 99 employees .....	—	—	—	—	—
	100 to 249 employees .....	1	D	D	D	D
	250 to 499 employees .....	—	—	—	—	—
	500 employees or more .....	—	—	—	—	—
336	Nonferrous foundries (castings) .....	1	D	D	D	D
	Establishments with an average of—					
	1 to 4 employees .....	—	—	—	—	—
	5 to 9 employees .....	—	—	—	—	—
	10 to 19 employees .....	—	—	—	—	—
	20 to 49 employees .....	1	D	D	D	D
	50 to 99 employees .....	—	—	—	—	—
	100 to 249 employees .....	—	—	—	—	—
	250 to 499 employees .....	—	—	—	—	—
	500 employees or more .....	—	—	—	—	—
339	Miscellaneous primary metal products .....	6	137	2 709	14 920	16 343
	Establishments with an average of—					
	1 to 4 employees .....	2	D	D	D	D
	5 to 9 employees .....	1	D	D	D	D
	10 to 19 employees .....	1	D	D	D	D
	20 to 49 employees .....	1	D	D	D	D
	50 to 99 employees .....	1	D	D	D	D
	100 to 249 employees .....	—	—	—	—	—
	250 to 499 employees .....	—	—	—	—	—
	500 employees or more .....	—	—	—	—	—
<b>34</b>	<b>Fabricated metal products .....</b>	<b>211</b>	<b>4 924</b>	<b>67 393</b>	<b>313 449</b>	<b>492 049</b>
	Establishments with an average of—					
	1 to 4 employees .....	79	161	1 427	18 647	26 298
	5 to 9 employees .....	31	D	D	D	D
	10 to 19 employees .....	33	449	5 174	19 952	33 338
	20 to 49 employees .....	39	1 265	15 217	61 421	105 268
	50 to 99 employees .....	20	1 396	25 339	125 823	210 033
	100 to 249 employees .....	8	1 078	12 363	66 615	78 043
	250 to 499 employees .....	1	D	D	D	D
	500 employees or more .....	—	—	—	—	—
341	Metal cans & shipping containers .....	11	455	11 209	87 072	140 382
	Establishments with an average of—					
	1 to 4 employees .....	4	D	D	D	D
	5 to 9 employees .....	—	—	—	—	—
	10 to 19 employees .....	1	D	D	D	D
	20 to 49 employees .....	1	D	D	D	D
	50 to 99 employees .....	5	389	10 308	72 135	123 404
	100 to 249 employees .....	—	—	—	—	—
	250 to 499 employees .....	—	—	—	—	—
	500 employees or more .....	—	—	—	—	—
342	Cutlery, handtools, & hardware .....	6	D	D	D	D
	Establishments with an average of—					
	1 to 4 employees .....	1	D	D	D	D
	5 to 9 employees .....	1	D	D	D	D
	10 to 19 employees .....	1	D	D	D	D
	20 to 49 employees .....	3	110	1 302	4 518	7 755
	50 to 99 employees .....	—	—	—	—	—
	100 to 249 employees .....	—	—	—	—	—
	250 to 499 employees .....	—	—	—	—	—
	500 employees or more .....	—	—	—	—	—
343	Plumbing & heating, except electric .....	5	D	D	D	D
	Establishments with an average of—					
	1 to 4 employees .....	1	D	D	D	D
	5 to 9 employees .....	2	D	D	D	D
	10 to 19 employees .....	—	—	—	—	—
	20 to 49 employees .....	2	D	D	D	D
	50 to 99 employees .....	—	—	—	—	—
	100 to 249 employees .....	—	—	—	—	—
	250 to 499 employees .....	—	—	—	—	—
	500 employees or more .....	—	—	—	—	—
344	Fabricated structural metal products .....	134	2 961	36 436	140 675	222 464
	Establishments with an average of—					
	1 to 4 employees .....	58	115	868	3 946	9 004
	5 to 9 employees .....	20	D	D	D	D
	10 to 19 employees .....	18	245	2 654	9 299	16 601
	20 to 49 employees .....	20	641	7 293	25 746	57 018
	50 to 99 employees .....	12	783	10 016	29 925	46 889
	100 to 249 employees .....	5	672	8 399	52 712	57 597
	250 to 499 employees .....	1	D	D	D	D
	500 employees or more .....	—	—	—	—	—

**Table 7. Selected Statistics by Employment Size of Establishment for Industry Groups: 1997 and 1992—Con.**

[Detail may not add to total because of rounding. For meaning of abbreviations and symbols, see introductory text. For explanation of terms, see Appendix A]

SIC code	Industry group and employment size of establishment	Establishments (number)	All employees+		Value added by manufacture (\$1,000)	Value of shipments (\$1,000)
			Total (number)	Payroll (\$1,000)		
	<b>1992—Con.</b>					
<b>34</b>	<b>Fabricated metal products—Con.</b>					
345	Screw machine products, bolts, etc .....	13	262	4 731	17 319	21 830
	Establishments with an average of—					
	1 to 4 employees .....	3	8	77	568	713
	5 to 9 employees .....	—	—	—	—	—
	10 to 19 employees .....	5	D	D	D	D
	20 to 49 employees .....	4	100	1 542	6 057	8 100
	50 to 99 employees .....	1	D	D	D	D
	100 to 249 employees .....	—	—	—	—	—
	250 to 499 employees .....	—	—	—	—	—
	500 employees or more .....	—	—	—	—	—
346	Metal forgings & stampings .....	10	212	3 029	14 739	26 469
	Establishments with an average of—					
	1 to 4 employees .....	2	D	D	D	D
	5 to 9 employees .....	2	D	D	D	D
	10 to 19 employees .....	3	43	554	4 108	4 688
	20 to 49 employees .....	2	D	D	D	D
	50 to 99 employees .....	1	D	D	D	D
	100 to 249 employees .....	—	—	—	—	—
	250 to 499 employees .....	—	—	—	—	—
	500 employees or more .....	—	—	—	—	—
347	Metal services, nec .....	7	336	2 562	9 520	12 566
	Establishments with an average of—					
	1 to 4 employees .....	2	D	D	D	D
	5 to 9 employees .....	—	—	—	—	—
	10 to 19 employees .....	2	D	D	D	D
	20 to 49 employees .....	1	D	D	D	D
	50 to 99 employees .....	—	—	—	—	—
	100 to 249 employees .....	2	D	D	D	D
	250 to 499 employees .....	—	—	—	—	—
	500 employees or more .....	—	—	—	—	—
349	Miscellaneous fabricated metal products .....	25	472	6 912	30 828	46 984
	Establishments with an average of—					
	1 to 4 employees .....	8	D	D	D	D
	5 to 9 employees .....	6	36	354	1 041	2 340
	10 to 19 employees .....	3	37	445	1 823	4 088
	20 to 49 employees .....	6	211	2 727	12 078	15 149
	50 to 99 employees .....	1	D	D	D	D
	100 to 249 employees .....	1	D	D	D	D
	250 to 499 employees .....	—	—	—	—	—
	500 employees or more .....	—	—	—	—	—
<b>35</b>	<b>Industrial machinery &amp; equipment .....</b>	<b>74</b>	<b>5 373</b>	<b>109 514</b>	<b>702 396</b>	<b>1 292 020</b>
	Establishments with an average of—					
	1 to 4 employees .....	28	65	705	4 501	8 775
	5 to 9 employees .....	15	94	1 084	4 096	7 347
	10 to 19 employees .....	5	60	772	3 796	6 307
	20 to 49 employees .....	7	215	4 459	16 495	28 632
	50 to 99 employees .....	5	326	4 786	17 784	39 245
	100 to 249 employees .....	5	740	13 054	67 601	138 970
	250 to 499 employees .....	6	2 027	40 716	315 631	570 478
	500 employees or more .....	3	1 846	43 938	272 492	492 266
352	Farm & garden machinery .....	1	D	D	D	D
	Establishments with an average of—					
	1 to 4 employees .....	—	—	—	—	—
	5 to 9 employees .....	—	—	—	—	—
	10 to 19 employees .....	1	D	D	D	D
	20 to 49 employees .....	—	—	—	—	—
	50 to 99 employees .....	—	—	—	—	—
	100 to 249 employees .....	—	—	—	—	—
	250 to 499 employees .....	—	—	—	—	—
	500 employees or more .....	—	—	—	—	—
353	Construction & related machinery .....	5	D	D	D	D
	Establishments with an average of—					
	1 to 4 employees .....	2	D	D	D	D
	5 to 9 employees .....	—	—	—	—	—
	10 to 19 employees .....	1	D	D	D	D
	20 to 49 employees .....	—	—	—	—	—
	50 to 99 employees .....	2	D	D	D	D
	100 to 249 employees .....	—	—	—	—	—
	250 to 499 employees .....	—	—	—	—	—
	500 employees or more .....	—	—	—	—	—
354	Metalworking machinery .....	18	D	D	D	D
	Establishments with an average of—					
	1 to 4 employees .....	8	17	281	2 417	4 623
	5 to 9 employees .....	4	D	D	D	D
	10 to 19 employees .....	—	—	—	—	—
	20 to 49 employees .....	4	D	D	D	D
	50 to 99 employees .....	1	D	D	D	D
	100 to 249 employees .....	1	D	D	D	D
	250 to 499 employees .....	—	—	—	—	—
	500 employees or more .....	—	—	—	—	—

**Table 7. Selected Statistics by Employment Size of Establishment for Industry Groups: 1997 and 1992—Con.**

[Detail may not add to total because of rounding. For meaning of abbreviations and symbols, see introductory text. For explanation of terms, see Appendix A]

SIC code	Industry group and employment size of establishment	Establishments (number)	All employees+		Value added by manufacture (\$1,000)	Value of shipments (\$1,000)
			Total (number)	Payroll (\$1,000)		
	<b>1992—Con.</b>					
<b>35</b>	<b>Industrial machinery &amp; equipment—Con.</b>					
355	Special industry machinery .....	6	19	161	770	1 472
	Establishments with an average of—					
	1 to 4 employees .....	5	D	D	D	D
	5 to 9 employees .....	—	—	—	—	—
	10 to 19 employees .....	1	D	D	D	D
	20 to 49 employees .....	—	—	—	—	—
	50 to 99 employees .....	—	—	—	—	—
	100 to 249 employees .....	—	—	—	—	—
	250 to 499 employees .....	—	—	—	—	—
	500 employees or more .....	—	—	—	—	—
356	General industrial machinery .....	9	809	12 764	94 514	125 459
	Establishments with an average of—					
	1 to 4 employees .....	4	D	D	D	D
	5 to 9 employees .....	1	D	D	D	D
	10 to 19 employees .....	—	—	—	—	—
	20 to 49 employees .....	1	D	D	D	D
	50 to 99 employees .....	—	—	—	—	—
	100 to 249 employees .....	1	D	D	D	D
	250 to 499 employees .....	2	D	D	D	D
	500 employees or more .....	—	—	—	—	—
357	Computer & office equipment .....	17	3 247	75 930	473 407	903 953
	Establishments with an average of—					
	1 to 4 employees .....	1	D	D	D	D
	5 to 9 employees .....	4	D	D	D	D
	10 to 19 employees .....	1	D	D	D	D
	20 to 49 employees .....	2	D	D	D	D
	50 to 99 employees .....	1	D	D	D	D
	100 to 249 employees .....	3	D	D	D	D
	250 to 499 employees .....	2	D	D	D	D
	500 employees or more .....	3	1 846	43 938	272 492	492 266
358	Refrigeration & service machinery .....	6	D	D	D	D
	Establishments with an average of—					
	1 to 4 employees .....	2	D	D	D	D
	5 to 9 employees .....	1	D	D	D	D
	10 to 19 employees .....	—	—	—	—	—
	20 to 49 employees .....	—	—	—	—	—
	50 to 99 employees .....	1	D	D	D	D
	100 to 249 employees .....	—	—	—	—	—
	250 to 499 employees .....	2	D	D	D	D
	500 employees or more .....	—	—	—	—	—
359	Industrial machinery, nec .....	12	58	544	2 953	5 377
	Establishments with an average of—					
	1 to 4 employees .....	6	D	D	D	D
	5 to 9 employees .....	5	31	297	1 543	2 570
	10 to 19 employees .....	1	D	D	D	D
	20 to 49 employees .....	—	—	—	—	—
	50 to 99 employees .....	—	—	—	—	—
	100 to 249 employees .....	—	—	—	—	—
	250 to 499 employees .....	—	—	—	—	—
	500 employees or more .....	—	—	—	—	—
<b>36</b>	<b>Electronic &amp; other electric equipment .....</b>	<b>114</b>	<b>17 224</b>	<b>277 196</b>	<b>1 691 770</b>	<b>2 778 994</b>
	Establishments with an average of—					
	1 to 4 employees .....	14	25	288	1 984	3 282
	5 to 9 employees .....	4	25	250	1 262	1 824
	10 to 19 employees .....	10	148	2 231	11 985	19 895
	20 to 49 employees .....	16	481	6 550	27 559	46 072
	50 to 99 employees .....	13	943	15 709	83 034	144 760
	100 to 249 employees .....	35	6 321	103 350	628 484	952 479
	250 to 499 employees .....	17	5 863	94 118	610 284	1 011 545
	500 employees or more .....	5	3 418	54 700	327 178	599 137
361	Electric distribution equipment .....	21	3 701	63 563	281 425	503 856
	Establishments with an average of—					
	1 to 4 employees .....	1	D	D	D	D
	5 to 9 employees .....	—	—	—	—	—
	10 to 19 employees .....	4	D	D	D	D
	20 to 49 employees .....	3	D	D	D	D
	50 to 99 employees .....	1	D	D	D	D
	100 to 249 employees .....	6	D	D	D	D
	250 to 499 employees .....	4	D	D	D	D
	500 employees or more .....	2	D	D	D	D
362	Electrical industrial apparatus .....	11	1 261	18 291	144 198	189 501
	Establishments with an average of—					
	1 to 4 employees .....	—	—	—	—	—
	5 to 9 employees .....	1	D	D	D	D
	10 to 19 employees .....	1	D	D	D	D
	20 to 49 employees .....	3	D	D	D	D
	50 to 99 employees .....	2	D	D	D	D
	100 to 249 employees .....	2	D	D	D	D
	250 to 499 employees .....	2	D	D	D	D
	500 employees or more .....	—	—	—	—	—



**Table 7. Selected Statistics by Employment Size of Establishment for Industry Groups: 1997 and 1992—Con.**

[Detail may not add to total because of rounding. For meaning of abbreviations and symbols, see introductory text. For explanation of terms, see Appendix A]

SIC code	Industry group and employment size of establishment	Establishments (number)	All employees+		Value added by manufacture (\$1,000)	Value of shipments (\$1,000)
			Total (number)	Payroll (\$1,000)		
	<b>1992—Con.</b>					
<b>36</b>	<b>Electronic &amp; other electric equipment—Con.</b>					
363	Household appliances .....	6	D	D	D	D
	Establishments with an average of—					
	1 to 4 employees .....	4	D	D	D	D
	5 to 9 employees .....	1	D	D	D	D
	10 to 19 employees .....	1	D	D	D	D
	20 to 49 employees .....	—	—	—	—	—
	50 to 99 employees .....	—	—	—	—	—
	100 to 249 employees .....	—	—	—	—	—
	250 to 499 employees .....	—	—	—	—	—
	500 employees or more .....	—	—	—	—	—
364	Electric lighting & wiring equipment .....	21	2 296	35 690	185 158	282 715
	Establishments with an average of—					
	1 to 4 employees .....	1	D	D	D	D
	5 to 9 employees .....	1	D	D	D	D
	10 to 19 employees .....	—	—	—	—	—
	20 to 49 employees .....	4	D	D	D	D
	50 to 99 employees .....	5	346	5 642	31 352	55 922
	100 to 249 employees .....	9	1 570	24 718	121 330	180 488
	250 to 499 employees .....	1	D	D	D	D
	500 employees or more .....	—	—	—	—	—
365	Household audio & video equipment .....	1	D	D	D	D
	Establishments with an average of—					
	1 to 4 employees .....	—	—	—	—	—
	5 to 9 employees .....	—	—	—	—	—
	10 to 19 employees .....	1	D	D	D	D
	20 to 49 employees .....	—	—	—	—	—
	50 to 99 employees .....	—	—	—	—	—
	100 to 249 employees .....	—	—	—	—	—
	250 to 499 employees .....	—	—	—	—	—
	500 employees or more .....	—	—	—	—	—
366	Communications equipment .....	16	3 331	58 191	385 709	703 781
	Establishments with an average of—					
	1 to 4 employees .....	2	D	D	D	D
	5 to 9 employees .....	1	D	D	D	D
	10 to 19 employees .....	1	D	D	D	D
	20 to 49 employees .....	—	—	—	—	—
	50 to 99 employees .....	—	—	—	—	—
	100 to 249 employees .....	8	1 492	23 296	165 743	252 763
	250 to 499 employees .....	3	D	D	D	D
	500 employees or more .....	1	D	D	D	D
367	Electronic components & accessories .....	30	5 519	83 887	585 043	884 004
	Establishments with an average of—					
	1 to 4 employees .....	4	7	79	556	986
	5 to 9 employees .....	—	—	—	—	—
	10 to 19 employees .....	1	D	D	D	D
	20 to 49 employees .....	4	D	D	D	D
	50 to 99 employees .....	5	359	5 542	36 313	62 070
	100 to 249 employees .....	9	1 626	28 633	213 467	300 284
	250 to 499 employees .....	5	1 722	24 478	191 028	302 132
	500 employees or more .....	2	D	D	D	D
369	Miscellaneous electrical equipment & supplies .....	8	1 078	17 040	107 443	211 364
	Establishments with an average of—					
	1 to 4 employees .....	2	D	D	D	D
	5 to 9 employees .....	—	—	—	—	—
	10 to 19 employees .....	1	D	D	D	D
	20 to 49 employees .....	2	D	D	D	D
	50 to 99 employees .....	—	—	—	—	—
	100 to 249 employees .....	1	D	D	D	D
	250 to 499 employees .....	2	D	D	D	D
	500 employees or more .....	—	—	—	—	—
<b>37</b>	<b>Transportation equipment .....</b>	<b>34</b>	<b>1 315</b>	<b>20 515</b>	<b>98 584</b>	<b>151 466</b>
	Establishments with an average of—					
	1 to 4 employees .....	12	D	D	D	D
	5 to 9 employees .....	5	D	D	D	D
	10 to 19 employees .....	6	86	1 107	4 846	8 980
	20 to 49 employees .....	8	D	D	D	D
	50 to 99 employees .....	—	—	—	—	—
	100 to 249 employees .....	1	D	D	D	D
	250 to 499 employees .....	2	D	D	D	D
	500 employees or more .....	—	—	—	—	—
371	Motor vehicles & equipment .....	19	1 221	19 334	92 417	142 466
	Establishments with an average of—					
	1 to 4 employees .....	—	—	—	—	—
	5 to 9 employees .....	5	D	D	D	D
	10 to 19 employees .....	5	D	D	D	D
	20 to 49 employees .....	6	D	D	D	D
	50 to 99 employees .....	—	—	—	—	—
	100 to 249 employees .....	1	D	D	D	D
	250 to 499 employees .....	2	D	D	D	D
	500 employees or more .....	—	—	—	—	—

**Table 7. Selected Statistics by Employment Size of Establishment for Industry Groups: 1997 and 1992—Con.**

[Detail may not add to total because of rounding. For meaning of abbreviations and symbols, see introductory text. For explanation of terms, see Appendix A]

SIC code	Industry group and employment size of establishment	Establishments (number)	All employees+		Value added by manufacture (\$1,000)	Value of shipments (\$1,000)
			Total (number)	Payroll (\$1,000)		
	<b>1992—Con.</b>					
<b>37</b>	<b>Transportation equipment—Con.</b>					
372	Aircraft & parts .....	1	D	D	D	D
	Establishments with an average of—					
	1 to 4 employees .....	—	—	—	—	—
	5 to 9 employees .....	—	—	—	—	—
	10 to 19 employees .....	1	D	D	D	D
	20 to 49 employees .....	—	—	—	—	—
	50 to 99 employees .....	—	—	—	—	—
	100 to 249 employees .....	—	—	—	—	—
	250 to 499 employees .....	—	—	—	—	—
	500 employees or more .....	—	—	—	—	—
373	Ship & boat building & repairing .....	10	D	D	D	D
	Establishments with an average of—					
	1 to 4 employees .....	10	D	D	D	D
	5 to 9 employees .....	—	—	—	—	—
	10 to 19 employees .....	—	—	—	—	—
	20 to 49 employees .....	—	—	—	—	—
	50 to 99 employees .....	—	—	—	—	—
	100 to 249 employees .....	—	—	—	—	—
	250 to 499 employees .....	—	—	—	—	—
	500 employees or more .....	—	—	—	—	—
379	Miscellaneous transportation equipment .....	4	59	765	2 885	3 797
	Establishments with an average of—					
	1 to 4 employees .....	2	D	D	D	D
	5 to 9 employees .....	—	—	—	—	—
	10 to 19 employees .....	—	—	—	—	—
	20 to 49 employees .....	2	D	D	D	D
	50 to 99 employees .....	—	—	—	—	—
	100 to 249 employees .....	—	—	—	—	—
	250 to 499 employees .....	—	—	—	—	—
	500 employees or more .....	—	—	—	—	—
<b>38</b>	<b>Instruments &amp; related products .....</b>	<b>65</b>	<b>12 398</b>	<b>220 346</b>	<b>1 296 702</b>	<b>1 873 789</b>
	Establishments with an average of—					
	1 to 4 employees .....	7	D	D	D	D
	5 to 9 employees .....	2	D	D	D	D
	10 to 19 employees .....	3	42	491	3 581	3 968
	20 to 49 employees .....	10	307	5 675	55 162	65 985
	50 to 99 employees .....	9	662	12 031	95 460	121 028
	100 to 249 employees .....	21	3 267	59 661	511 110	663 424
	250 to 499 employees .....	6	2 038	44 992	290 298	442 534
	500 employees or more .....	7	6 054	97 129	339 204	574 056
381	Search & navigation equipment .....	1	D	D	D	D
	Establishments with an average of—					
	1 to 4 employees .....	—	—	—	—	—
	5 to 9 employees .....	—	—	—	—	—
	10 to 19 employees .....	—	—	—	—	—
	20 to 49 employees .....	1	D	D	D	D
	50 to 99 employees .....	—	—	—	—	—
	100 to 249 employees .....	—	—	—	—	—
	250 to 499 employees .....	—	—	—	—	—
	500 employees or more .....	—	—	—	—	—
382	Measuring & controlling devices .....	15	1 292	22 473	225 752	252 560
	Establishments with an average of—					
	1 to 4 employees .....	2	D	D	D	D
	5 to 9 employees .....	1	D	D	D	D
	10 to 19 employees .....	1	D	D	D	D
	20 to 49 employees .....	3	D	D	D	D
	50 to 99 employees .....	1	D	D	D	D
	100 to 249 employees .....	7	D	D	D	D
	250 to 499 employees .....	—	—	—	—	—
	500 employees or more .....	—	—	—	—	—
384	Medical instruments & supplies .....	40	10 044	182 206	1 003 286	1 528 711
	Establishments with an average of—					
	1 to 4 employees .....	2	D	D	D	D
	5 to 9 employees .....	—	—	—	—	—
	10 to 19 employees .....	2	D	D	D	D
	20 to 49 employees .....	5	D	D	D	D
	50 to 99 employees .....	8	D	D	D	D
	100 to 249 employees .....	11	1 757	34 091	307 420	427 697
	250 to 499 employees .....	6	2 038	44 992	290 298	442 534
	500 employees or more .....	6	D	D	D	D
385	Ophthalmic goods .....	7	D	D	D	D
	Establishments with an average of—					
	1 to 4 employees .....	3	3	22	39	100
	5 to 9 employees .....	—	—	—	—	—
	10 to 19 employees .....	—	—	—	—	—
	20 to 49 employees .....	1	D	D	D	D
	50 to 99 employees .....	—	—	—	—	—
	100 to 249 employees .....	2	D	D	D	D
	250 to 499 employees .....	—	—	—	—	—
	500 employees or more .....	1	D	D	D	D

**Table 7. Selected Statistics by Employment Size of Establishment for Industry Groups: 1997 and 1992—Con.**

[Detail may not add to total because of rounding. For meaning of abbreviations and symbols, see introductory text. For explanation of terms, see Appendix A]

SIC code	Industry group and employment size of establishment	Establishments (number)	All employees+		Value added by manufacture (\$1,000)	Value of shipments (\$1,000)
			Total (number)	Payroll (\$1,000)		
	<b>1992—Con.</b>					
<b>38</b>	<b>Instruments &amp; related products—Con.</b>					
386	Photographic equipment & supplies .....	1	D	D	D	D
	Establishments with an average of—					
	1 to 4 employees .....	—	—	—	—	—
	5 to 9 employees .....	1	D	D	D	D
	10 to 19 employees .....	—	—	—	—	—
	20 to 49 employees .....	—	—	—	—	—
	50 to 99 employees .....	—	—	—	—	—
	100 to 249 employees .....	—	—	—	—	—
	250 to 499 employees .....	—	—	—	—	—
	500 employees or more .....	—	—	—	—	—
387	Watches, clocks, watchcases, & parts .....	1	D	D	D	D
	Establishments with an average of—					
	1 to 4 employees .....	—	—	—	—	—
	5 to 9 employees .....	—	—	—	—	—
	10 to 19 employees .....	—	—	—	—	—
	20 to 49 employees .....	—	—	—	—	—
	50 to 99 employees .....	—	—	—	—	—
	100 to 249 employees .....	1	D	D	D	D
	250 to 499 employees .....	—	—	—	—	—
	500 employees or more .....	—	—	—	—	—
<b>39</b>	<b>Miscellaneous manufacturing industries .....</b>	<b>78</b>	<b>2 754</b>	<b>39 706</b>	<b>215 247</b>	<b>264 752</b>
	Establishments with an average of—					
	1 to 4 employees .....	36	74	778	3 647	19 518
	5 to 9 employees .....	9	D	D	D	D
	10 to 19 employees .....	8	D	D	D	D
	20 to 49 employees .....	15	462	5 706	25 069	37 180
	50 to 99 employees .....	3	D	D	D	D
	100 to 249 employees .....	5	720	10 505	70 345	82 206
	250 to 499 employees .....	—	—	—	—	—
	500 employees or more .....	2	D	D	D	D
391	Jewelry, silverware, & plated ware .....	18	605	9 488	65 080	76 831
	Establishments with an average of—					
	1 to 4 employees .....	5	10	106	460	1 034
	5 to 9 employees .....	2	D	D	D	D
	10 to 19 employees .....	4	52	727	1 657	3 351
	20 to 49 employees .....	3	66	929	5 872	9 989
	50 to 99 employees .....	1	D	D	D	D
	100 to 249 employees .....	3	D	D	D	D
	250 to 499 employees .....	—	—	—	—	—
	500 employees or more .....	—	—	—	—	—
393	Musical instruments .....	1	D	D	D	D
	Establishments with an average of—					
	1 to 4 employees .....	—	—	—	—	—
	5 to 9 employees .....	1	D	D	D	D
	10 to 19 employees .....	—	—	—	—	—
	20 to 49 employees .....	—	—	—	—	—
	50 to 99 employees .....	—	—	—	—	—
	100 to 249 employees .....	—	—	—	—	—
	250 to 499 employees .....	—	—	—	—	—
	500 employees or more .....	—	—	—	—	—
394	Toys & sporting goods .....	6	85	629	1 711	3 542
	Establishments with an average of—					
	1 to 4 employees .....	3	D	D	D	D
	5 to 9 employees .....	—	—	—	—	—
	10 to 19 employees .....	1	D	D	D	D
	20 to 49 employees .....	2	D	D	D	D
	50 to 99 employees .....	—	—	—	—	—
	100 to 249 employees .....	—	—	—	—	—
	250 to 499 employees .....	—	—	—	—	—
	500 employees or more .....	—	—	—	—	—
395	Pens, pencils, office, & art supplies .....	5	D	D	D	D
	Establishments with an average of—					
	1 to 4 employees .....	4	D	D	D	D
	5 to 9 employees .....	1	D	D	D	D
	10 to 19 employees .....	—	—	—	—	—
	20 to 49 employees .....	—	—	—	—	—
	50 to 99 employees .....	—	—	—	—	—
	100 to 249 employees .....	—	—	—	—	—
	250 to 499 employees .....	—	—	—	—	—
	500 employees or more .....	—	—	—	—	—
396	Costume jewelry & notions .....	9	D	D	D	D
	Establishments with an average of—					
	1 to 4 employees .....	2	D	D	D	D
	5 to 9 employees .....	—	—	—	—	—
	10 to 19 employees .....	2	D	D	D	D
	20 to 49 employees .....	1	D	D	D	D
	50 to 99 employees .....	1	D	D	D	D
	100 to 249 employees .....	1	D	D	D	D
	250 to 499 employees .....	—	—	—	—	—
	500 employees or more .....	2	D	D	D	D

Table 7. **Selected Statistics by Employment Size of Establishment for Industry Groups: 1997 and 1992—Con.**

[Detail may not add to total because of rounding. For meaning of abbreviations and symbols, see introductory text. For explanation of terms, see Appendix A]

SIC code	Industry group and employment size of establishment	Establishments (number)	All employees+		Value added by manufacture (\$1,000)	Value of shipments (\$1,000)
			Total (number)	Payroll (\$1,000)		
	<b>1992—Con.</b>					
<b>39</b>	<b>Miscellaneous manufacturing industries—Con.</b>					
399	Miscellaneous mfg .....	39	563	7 593	37 230	67 286
	Establishments with an average of—					
	1 to 4 employees .....	22	45	503	2 259	16 232
	5 to 9 employees .....	5	D	D	D	D
	10 to 19 employees .....	1	D	D	D	D
	20 to 49 employees .....	9	302	3 995	14 710	21 671
	50 to 99 employees .....	1	D	D	D	D
	100 to 249 employees .....	1	D	D	D	D
	250 to 499 employees .....	—	—	—	—	—
	500 employees or more .....	—	—	—	—	—

**Table 8. Value of Products Shipped and Contract Receipts for Major Groups by Country of Destination: 1997**

[Detail may not add to total because of rounding. For meaning of abbreviations and symbols, see introductory text. For explanation of terms, see Appendix A]

SIC code	Major group and country of destination of shipments	Establishments (number)	Value of products shipped and contract receipts (\$1,000)
	<b>All manufacturing industries</b> .....	<b>2 092</b>	<b>46 394 208</b>
	Puerto Rico .....	N	5 968 057
	United States .....	N	32 545 650
	Virgin Islands .....	N	81 752
	Central America, South America, and Caribbean Zone, excluding Virgin Islands .....	N	1 262 139
	Other foreign places .....	N	2 694 750
	Destination unknown .....	N	3 861 860
<b>20</b>	<b>Food and kindred products</b> .....	<b>287</b>	<b>5 257 575</b>
	Puerto Rico .....	N	1 666 659
	United States .....	N	3 088 259
	Virgin Islands .....	N	15 917
	Central America, South America, and Caribbean Zone, excluding Virgin Islands .....	N	61 564
	Other foreign places .....	N	233 095
	Destination unknown .....	N	192 081
<b>21</b>	<b>Tobacco products</b> .....	<b>4</b>	<b>D</b>
	Puerto Rico .....	N	D
	United States .....	N	D
	Virgin Islands .....	N	-
	Central America, South America, and Caribbean Zone, excluding Virgin Islands .....	N	-
	Other foreign places .....	N	D
	Destination unknown .....	N	D
<b>22</b>	<b>Textile mill products</b> .....	<b>20</b>	<b>D</b>
	Puerto Rico .....	N	D
	United States .....	N	86 454
	Virgin Islands .....	N	-
	Central America, South America, and Caribbean Zone, excluding Virgin Islands .....	N	-
	Other foreign places .....	N	D
	Destination unknown .....	N	40 590
<b>23</b>	<b>Apparel and other textile products</b> .....	<b>223</b>	<b>1 074 503</b>
	Puerto Rico .....	N	154 741
	United States .....	N	655 930
	Virgin Islands .....	N	D
	Central America, South America, and Caribbean Zone, excluding Virgin Islands .....	N	D
	Other foreign places .....	N	D
	Destination unknown .....	N	258 824
<b>24</b>	<b>Lumber and wood products</b> .....	<b>117</b>	<b>90 922</b>
	Puerto Rico .....	N	58 641
	United States .....	N	D
	Virgin Islands .....	N	D
	Central America, South America, and Caribbean Zone, excluding Virgin Islands .....	N	-
	Other foreign places .....	N	D
	Destination unknown .....	N	31 867
<b>25</b>	<b>Furniture and fixtures</b> .....	<b>146</b>	<b>162 346</b>
	Puerto Rico .....	N	77 820
	United States .....	N	1 457
	Virgin Islands .....	N	D
	Central America, South America, and Caribbean Zone, excluding Virgin Islands .....	N	D
	Other foreign places .....	N	-
	Destination unknown .....	N	78 552
<b>26</b>	<b>Paper and allied products</b> .....	<b>41</b>	<b>280 237</b>
	Puerto Rico .....	N	215 428
	United States .....	N	39 385
	Virgin Islands .....	N	D
	Central America, South America, and Caribbean Zone, excluding Virgin Islands .....	N	D
	Other foreign places .....	N	D
	Destination unknown .....	N	19 058
<b>27</b>	<b>Printing and publishing</b> .....	<b>208</b>	<b>707 559</b>
	Puerto Rico .....	N	172 231
	United States .....	N	26 793
	Virgin Islands .....	N	D
	Central America, South America, and Caribbean Zone, excluding Virgin Islands .....	N	D
	Other foreign places .....	N	D
	Destination unknown .....	N	492 506
<b>28</b>	<b>Chemicals and allied products</b> .....	<b>186</b>	<b>25 366 430</b>
	Puerto Rico .....	N	1 172 953
	United States .....	N	21 403 402
	Virgin Islands .....	N	8 688
	Central America, South America, and Caribbean Zone, excluding Virgin Islands .....	N	895 325
	Other foreign places .....	N	945 781
	Destination unknown .....	N	940 281

**Table 8. Value of Products Shipped and Contract Receipts for Major Groups by Country of Destination: 1997—Con.**

[Detail may not add to total because of rounding. For meaning of abbreviations and symbols, see introductory text. For explanation of terms, see Appendix A]

SIC code	Major group and country of destination of shipments	Establishments (number)	Value of products shipped and contract receipts (\$1,000)
<b>29</b>	<b>Petroleum and coal products</b>	<b>28</b>	<b>D</b>
	Puerto Rico	N	582 201
	United States	N	D
	Virgin Islands	N	D
	Central America, South America, and Caribbean Zone, excluding Virgin Islands	N	146 301
	Other foreign places	N	D
	Destination unknown	N	33 963
<b>30</b>	<b>Rubber and miscellaneous plastics products</b>	<b>71</b>	<b>605 083</b>
	Puerto Rico	N	276 848
	United States	N	228 604
	Virgin Islands	N	1 395
	Central America, South America, and Caribbean Zone, excluding Virgin Islands	N	11 002
	Other foreign places	N	1 115
	Destination unknown	N	86 119
<b>31</b>	<b>Leather and leather products</b>	<b>25</b>	<b>D</b>
	Puerto Rico	N	55 487
	United States	N	344 567
	Virgin Islands	N	—
	Central America, South America, and Caribbean Zone, excluding Virgin Islands	N	—
	Other foreign places	N	—
	Destination unknown	N	D
<b>32</b>	<b>Stone, clay, and glass products</b>	<b>159</b>	<b>717 773</b>
	Puerto Rico	N	522 665
	United States	N	15 384
	Virgin Islands	N	1 256
	Central America, South America, and Caribbean Zone, excluding Virgin Islands	N	D
	Other foreign places	N	D
	Destination unknown	N	175 669
<b>33</b>	<b>Primary metal industries</b>	<b>24</b>	<b>99 952</b>
	Puerto Rico	N	51 267
	United States	N	D
	Virgin Islands	N	—
	Central America, South America, and Caribbean Zone, excluding Virgin Islands	N	D
	Other foreign places	N	—
	Destination unknown	N	30 427
<b>34</b>	<b>Fabricated metal products</b>	<b>229</b>	<b>605 034</b>
	Puerto Rico	N	349 907
	United States	N	98 799
	Virgin Islands	N	D
	Central America, South America, and Caribbean Zone, excluding Virgin Islands	N	22 383
	Other foreign places	N	D
	Destination unknown	N	117 533
<b>35</b>	<b>Industrial machinery and equipment</b>	<b>78</b>	<b>D</b>
	Puerto Rico	N	100 323
	United States	N	1 417 656
	Virgin Islands	N	D
	Central America, South America, and Caribbean Zone, excluding Virgin Islands	N	17 185
	Other foreign places	N	D
	Destination unknown	N	65 308
<b>36</b>	<b>Electronic and other electric equipment</b>	<b>87</b>	<b>4 354 174</b>
	Puerto Rico	N	285 046
	United States	N	2 893 301
	Virgin Islands	N	186
	Central America, South America, and Caribbean Zone, excluding Virgin Islands	N	32 856
	Other foreign places	N	86 363
	Destination unknown	N	1 056 422
<b>37</b>	<b>Transportation equipment</b>	<b>34</b>	<b>159 494</b>
	Puerto Rico	N	18 203
	United States	N	118 516
	Virgin Islands	N	336
	Central America, South America, and Caribbean Zone, excluding Virgin Islands	N	D
	Other foreign places	N	D
	Destination unknown	N	21 170
<b>38</b>	<b>Instruments and related products</b>	<b>64</b>	<b>2 073 844</b>
	Puerto Rico	N	162 311
	United States	N	1 612 553
	Virgin Islands	N	D
	Central America, South America, and Caribbean Zone, excluding Virgin Islands	N	D
	Other foreign places	N	83 667
	Destination unknown	N	167 393

Table 8. **Value of Products Shipped and Contract Receipts for Major Groups by Country of Destination: 1997—Con.**

[Detail may not add to total because of rounding. For meaning of abbreviations and symbols, see introductory text. For explanation of terms, see Appendix A]

SIC code	Major group and country of destination of shipments	Establishments (number)	Value of products shipped and contract receipts (\$1,000)
<b>39</b>	<b>Miscellaneous manufacturing industries .....</b>	<b>61</b>	<b>D</b>
	Puerto Rico .....	N	43 316
	United States .....	N	141 268
	Virgin Islands .....	N	D
	Central America, South America, and Caribbean Zone, excluding Virgin Islands .....	N	1 538
	Other foreign places .....	N	D
	Destination unknown .....	N	27 662

**Table 9. Value of Products Shipped and Contract Receipts for Major Groups by Class of Customer in Puerto Rico: 1997**

[Thousand dollars. Detail may not add to total because of rounding. For meaning of abbreviations and symbols, see introductory text. For explanation of terms, see Appendix A]

SIC code	Major group and class of customer	Value of products shipped and contract receipts <sup>1</sup> (\$1,000)
	<b>All manufacturing industries</b> .....	<b>5 968 057</b>
	Wholesalers .....	1 126 028
	Retailers .....	1 053 442
	Other manufactures .....	1 825 016
	Household consumers .....	169 662
	Commonwealth government .....	296 630
	Construction companies .....	464 828
	All other classes of customers .....	399 256
	Class of customer unknown .....	633 195
<b>20</b>	<b>Food and kindred products</b> .....	<b>1 666 659</b>
	Wholesalers .....	650 567
	Retailers .....	571 902
	Other manufactures .....	129 898
	Household consumers .....	71 667
	Commonwealth government .....	D
	Construction companies .....	D
	All other classes of customers .....	44 723
	Class of customer unknown .....	176 193
<b>21</b>	<b>Tobacco products</b> .....	<b>D</b>
	Wholesalers .....	-
	Retailers .....	D
	Other manufactures .....	-
	Household consumers .....	-
	Commonwealth government .....	-
	Construction companies .....	-
	All other classes of customers .....	-
	Class of customer unknown .....	-
<b>22</b>	<b>Textile mill products</b> .....	<b>D</b>
	Wholesalers .....	510
	Retailers .....	D
	Other manufactures .....	D
	Household consumers .....	-
	Commonwealth government .....	-
	Construction companies .....	-
	All other classes of customers .....	D
	Class of customer unknown .....	-
<b>23</b>	<b>Apparel and other textile products</b> .....	<b>154 741</b>
	Wholesalers .....	48 776
	Retailers .....	17 385
	Other manufactures .....	10 903
	Household consumers .....	D
	Commonwealth government .....	D
	Construction companies .....	D
	All other classes of customers .....	8 342
	Class of customer unknown .....	D
<b>24</b>	<b>Lumber and wood products</b> .....	<b>58 641</b>
	Wholesalers .....	3 413
	Retailers .....	D
	Other manufactures .....	3 797
	Household consumers .....	2 866
	Commonwealth government .....	D
	Construction companies .....	18 763
	All other classes of customers .....	1 951
	Class of customer unknown .....	16 177
<b>25</b>	<b>Furniture and fixtures</b> .....	<b>77 820</b>
	Wholesalers .....	8 607
	Retailers .....	42 149
	Other manufactures .....	D
	Household consumers .....	5 942
	Commonwealth government .....	7 159
	Construction companies .....	D
	All other classes of customers .....	4 485
	Class of customer unknown .....	D
<b>26</b>	<b>Paper and allied products</b> .....	<b>215 428</b>
	Wholesalers .....	9 011
	Retailers .....	6 608
	Other manufactures .....	180 439
	Household consumers .....	D
	Commonwealth government .....	D
	Construction companies .....	D
	All other classes of customers .....	D
	Class of customer unknown .....	D
<b>27</b>	<b>Printing and publishing</b> .....	<b>172 231</b>
	Wholesalers .....	11 416
	Retailers .....	16 350
	Other manufactures .....	36 501
	Household consumers .....	18 453
	Commonwealth government .....	D
	Construction companies .....	D
	All other classes of customers .....	D
	Class of customer unknown .....	20 145

See footnotes at end of table.



Table 9. **Value of Products Shipped and Contract Receipts for Major Groups by Class of Customer in Puerto Rico: 1997—Con.**

[Thousand dollars. Detail may not add to total because of rounding. For meaning of abbreviations and symbols, see introductory text. For explanation of terms, see Appendix A]

SIC code	Major group and class of customer	Value of products shipped and contract receipts <sup>1</sup> (\$1,000)
<b>28</b>	<b>Chemicals and allied products</b> .....	<b>1 172 953</b>
	Wholesalers .....	60 863
	Retailers .....	120 364
	Other manufactures .....	829 786
	Household consumers .....	7 435
	Commonwealth government .....	17 781
	Construction companies .....	6 051
	All other classes of customers .....	22 091
	Class of customer unknown .....	108 582
<b>29</b>	<b>Petroleum and coal products</b> .....	<b>582 201</b>
	Wholesalers .....	D
	Retailers .....	D
	Other manufactures .....	15 459
	Household consumers .....	—
	Commonwealth government .....	157 559
	Construction companies .....	D
	All other classes of customers .....	D
	Class of customer unknown .....	D
<b>30</b>	<b>Rubber and miscellaneous plastics products</b> .....	<b>276 848</b>
	Wholesalers .....	28 778
	Retailers .....	1 754
	Other manufactures .....	220 294
	Household consumers .....	D
	Commonwealth government .....	D
	Construction companies .....	D
	All other classes of customers .....	6 022
	Class of customer unknown .....	16 525
<b>31</b>	<b>Leather and leather products</b> .....	<b>55 487</b>
	Wholesalers .....	D
	Retailers .....	D
	Other manufactures .....	D
	Household consumers .....	—
	Commonwealth government .....	—
	Construction companies .....	—
	All other classes of customers .....	D
	Class of customer unknown .....	—
<b>32</b>	<b>Stone, clay, and glass products</b> .....	<b>522 665</b>
	Wholesalers .....	19 170
	Retailers .....	106 133
	Other manufactures .....	D
	Household consumers .....	15 363
	Commonwealth government .....	49 837
	Construction companies .....	233 018
	All other classes of customers .....	D
	Class of customer unknown .....	24 252
<b>33</b>	<b>Primary metal industries</b> .....	<b>51 267</b>
	Wholesalers .....	D
	Retailers .....	D
	Other manufactures .....	D
	Household consumers .....	D
	Commonwealth government .....	2 442
	Construction companies .....	11 483
	All other classes of customers .....	D
	Class of customer unknown .....	D
<b>34</b>	<b>Fabricated metal products</b> .....	<b>349 907</b>
	Wholesalers .....	59 348
	Retailers .....	18 210
	Other manufactures .....	145 797
	Household consumers .....	22 355
	Commonwealth government .....	2 563
	Construction companies .....	46 842
	All other classes of customers .....	49 071
	Class of customer unknown .....	5 721
<b>35</b>	<b>Industrial machinery and equipment</b> .....	<b>100 323</b>
	Wholesalers .....	D
	Retailers .....	1 801
	Other manufactures .....	30 057
	Household consumers .....	D
	Commonwealth government .....	5 350
	Construction companies .....	D
	All other classes of customers .....	1 880
	Class of customer unknown .....	54 667
<b>36</b>	<b>Electronic and other electric equipment</b> .....	<b>285 046</b>
	Wholesalers .....	33 177
	Retailers .....	2 418
	Other manufactures .....	121 358
	Household consumers .....	D
	Commonwealth government .....	8 843
	Construction companies .....	19 787
	All other classes of customers .....	D
	Class of customer unknown .....	D

See footnotes at end of table.

Table 9. **Value of Products Shipped and Contract Receipts for Major Groups by Class of Customer in Puerto Rico: 1997—Con.**

[Thousand dollars. Detail may not add to total because of rounding. For meaning of abbreviations and symbols, see introductory text. For explanation of terms, see Appendix A]

SIC code	Major group and class of customer	Value of products shipped and contract receipts <sup>1</sup> (\$1,000)
<b>37</b>	<b>Transportation equipment</b> .....	<b>18 203</b>
	Wholesalers .....	3 764
	Retailers .....	2 367
	Other manufactures .....	D
	Household consumers .....	D
	Commonwealth government .....	D
	Construction companies .....	D
	All other classes of customers .....	D
	Class of customer unknown .....	D
<b>38</b>	<b>Instruments and related products</b> .....	<b>162 311</b>
	Wholesalers .....	D
	Retailers .....	D
	Other manufactures .....	D
	Household consumers .....	D
	Commonwealth government .....	D
	Construction companies .....	—
	All other classes of customers .....	D
	Class of customer unknown .....	D
<b>39</b>	<b>Miscellaneous manufacturing industries</b> .....	<b>43 316</b>
	Wholesalers .....	7 966
	Retailers .....	9 596
	Other manufactures .....	D
	Household consumers .....	6 069
	Commonwealth government .....	D
	Construction companies .....	D
	All other classes of customers .....	2 663
	Class of customer unknown .....	9 883

<sup>1</sup>Correspond to data shown in the "Puerto Rico" row in Table 8.

**Table 1. Summary Statistics for Municipios and Metropolitan Areas: 1997**

[Detail may not add to total because of rounding. For meaning of abbreviations and symbols, see introductory text. For explanation of terms, see Appendix A]

Geographic area	Establishments (number)	Proprietors and partners (number)	Unpaid family workers (number)	All employees+		Value added by manufacture (\$1,000)	Cost of materials (\$1,000)	Value of shipments (\$1,000)
				Total (number)	Payroll (\$1,000)			
<b>Puerto Rico</b> .....	<b>2 092</b>	<b>601</b>	<b>108</b>	<b>163 605</b>	<b>3 318 862</b>	<b>36 426 559</b>	<b>10 343 299</b>	<b>46 875 995</b>
<b>MUNICIPIOS</b>								
Adjuntas, PR .....	13	7	—	368	3 975	10 764	11 365	21 522
Aguada, PR .....	33	D	D	g	D	D	D	D
Aguadilla, PR .....	51	21	5	5 688	124 517	2 621 789	257 163	2 884 700
Aguas Buenas, PR .....	11	3	—	884	16 422	85 835	36 970	118 821
Aibonito, PR .....	9	1	—	2 148	39 839	165 298	24 518	191 094
Añasco, PR .....	16	2	—	4 839	86 875	237 121	120 003	357 072
Arecibo, PR .....	42	15	6	4 176	91 569	1 480 556	260 552	1 743 544
Arroyo, PR .....	5	D	D	e	D	D	D	D
Barceloneta, PR .....	14	2	1	7 641	232 472	3 887 061	973 108	4 833 476
Barranquitas, PR .....	6	2	—	531	5 329	14 546	10 684	27 938
Bayamón, PR .....	159	36	2	6 020	91 102	523 348	298 211	817 393
Cabo Rojo, PR .....	34	20	3	1 114	17 327	171 393	33 836	203 798
Caguas, PR .....	120	25	1	7 115	148 012	1 229 937	462 229	1 708 780
Camuy, PR .....	8	D	D	g	D	D	D	D
Canóvanas, PR .....	31	6	—	1 364	20 356	79 412	43 636	123 521
Carolina, PR .....	118	26	7	4 614	120 376	2 410 188	477 545	2 945 231
Cataño, PR .....	38	3	2	1 637	42 122	215 954	86 111	300 911
Cayey, PR .....	24	10	2	3 167	60 434	298 936	106 476	403 793
Celba, PR .....	6	2	—	263	2 943	6 923	5 365	12 263
Ciales, PR .....	10	D	—	f	D	D	D	D
Cidra, PR .....	28	5	1	2 945	89 163	3 031 440	1 009 432	4 040 406
Coamo, PR .....	9	2	—	1 743	26 414	148 311	56 934	204 530
Comerio, PR .....	6	D	—	f	D	D	D	D
Corozal, PR .....	12	9	1	1 017	10 950	35 228	31 018	65 593
Culebra, PR .....	2	—	—	c	D	D	D	D
Dorado, PR .....	25	8	1	2 106	42 001	258 598	113 099	374 327
Fajardo, PR .....	19	8	—	1 593	42 498	242 617	94 392	335 983
Florida, PR .....	4	D	—	b	D	D	D	D
Guánica, PR .....	9	3	—	374	6 558	36 324	17 539	52 952
Guayama, PR .....	24	4	—	5 000	119 943	3 442 015	354 009	3 780 777
Guayanilla, PR .....	4	—	—	c	D	D	D	D
Guaynabo, PR .....	67	18	2	4 524	113 610	472 048	277 096	748 693
Gurabo, PR .....	28	7	—	2 054	51 404	813 666	145 953	954 773
Hatillo, PR .....	19	D	D	f	D	D	D	D
Hormigueros, PR .....	5	—	—	269	6 479	19 395	11 777	31 339
Humacao, PR .....	46	4	—	4 381	106 060	1 076 544	676 584	1 767 755
Isabela, PR .....	16	9	—	2 298	30 911	108 591	93 793	203 004
Jayuya, PR .....	3	—	—	928	20 737	115 464	50 848	165 062
Juana Díaz, PR .....	12	3	—	526	8 413	37 376	22 072	59 550
Juncos, PR .....	22	7	1	1 548	28 803	644 476	85 457	732 919
Lajas, PR .....	10	2	—	894	10 445	19 054	23 044	41 904
Lares, PR .....	6	D	D	f	D	D	D	D
Las Marías, PR .....	3	D	—	f	D	D	D	D
Las Piedras, PR .....	25	6	1	5 745	158 173	1 854 623	317 005	2 171 707
Loíza, PR .....	5	1	—	1 115	1 885	3 291	5 246	8 251
Luquillo, PR .....	13	5	—	894	12 965	44 901	28 302	72 257
Manatí, PR .....	31	14	5	4 964	157 923	1 976 284	512 647	2 540 974
Maricao, PR .....	1	—	—	g	D	D	D	D
Maunabo, PR .....	2	D	—	b	D	D	D	D
Mayagüez, PR .....	66	19	8	11 669	175 780	3 225 313	525 674	3 780 273
Moca, PR .....	10	D	D	g	D	D	D	D
Morovis, PR .....	8	2	—	713	9 203	23 703	11 104	34 296
Naguabo, PR .....	11	1	—	663	10 902	79 201	28 478	104 842
Naranjito, PR .....	15	8	1	121	1 358	3 589	2 490	6 069
Orocovis, PR .....	4	1	—	44	354	665	453	1 203
Patillas, PR .....	11	4	2	1 186	13 803	65 237	42 964	106 981
Peñuelas, PR .....	8	3	2	556	6 722	33 062	5 581	38 715
Ponce, PR .....	110	28	6	6 927	139 601	923 855	335 878	1 261 037
Quebradillas, PR .....	9	5	—	1 248	15 517	34 032	4 498	38 378
Rincón, PR .....	7	2	—	520	5 156	12 938	8 477	21 493
Río Grande, PR .....	19	4	—	1 391	20 331	161 542	84 477	248 141
Sabana Grande, PR .....	10	2	2	1 413	27 049	106 733	68 473	173 836
Salinas, PR .....	10	1	—	289	3 458	16 675	11 324	27 829
San Germán, PR .....	16	6	—	1 656	34 478	192 975	78 269	272 810
San Juan, PR .....	309	89	16	9 332	163 108	763 430	387 020	1 153 301
San Lorenzo, PR .....	19	5	—	1 753	28 105	132 348	61 682	196 301
San Sebastián, PR .....	21	7	2	652	9 405	38 006	13 464	51 479
Santa Isabel, PR .....	8	—	—	1 825	30 769	93 079	64 331	163 855
Toa Alta, PR .....	22	5	1	556	10 175	59 404	26 508	84 789
Toa Baja, PR .....	50	13	4	3 591	65 349	227 807	180 522	410 117
Trujillo Alto, PR .....	37	9	1	1 030	14 954	52 924	35 558	87 805
Utuado, PR .....	11	3	—	375	4 322	11 181	5 628	16 820
Vega Alta, PR .....	20	3	—	1 605	34 488	165 888	91 363	258 310
Vega Baja, PR .....	37	11	3	5 812	133 570	1 037 650	364 448	1 379 781
Vieques, PR .....	6	D	—	c	D	D	D	D
Villalba, PR .....	4	D	—	e	D	D	D	D
Yabucoa, PR .....	9	D	D	g	D	D	D	D
Yauco, PR .....	21	15	2	794	10 166	30 161	15 320	44 995
<b>METROPOLITAN AREAS</b>								
Aguadilla, PR MSA .....	94	43	9	9 589	182 436	2 866 071	433 556	3 301 135
Mayagüez, PR MSA .....	147	49	13	20 960	347 988	3 952 930	838 032	4 819 128
Ponce, PR MSA .....	159	51	10	9 298	173 672	1 112 725	437 541	1 550 983
San Juan—Caguas—Arecibo, PR CMSA .....	1 477	389	65	99 397	2 196 684	23 814 000	7 659 703	31 558 937
Arecibo, PR PMSA .....	69	27	11	6 005	120 137	1 552 706	346 500	1 901 851
Caguas, PR PMSA .....	219	52	6	17 034	377 118	5 506 327	1 785 772	7 304 053
San Juan—Bayamón, PR PMSA .....	1 189	310	48	76 358	1 699 429	16 754 967	5 527 431	22 353 033

**Table 2. Selected Statistics by Employment Size of Establishment for Municipios and Metropolitan Areas: 1997 and 1992**

[Detail may not add to total because of rounding. For meaning of abbreviations and symbols see introductory text. For explanation of terms, see Appendix A]

Geographic area and employment size of establishment	Establishments (number)	All employees+		Value added by manufacture (\$1,000)	Value of shipments (\$1,000)
		Total (number)	Payroll (\$1,000)		
<b>1997</b>					
<b>Puerto Rico</b> .....	<b>2 092</b>	<b>163 605</b>	<b>3 318 862</b>	<b>36 426 559</b>	<b>46 875 995</b>
Establishments with an average of—					
1 to 4 employees .....	545	1 314	12 402	74 468	115 575
5 to 9 employees .....	266	1 817	23 389	102 614	171 258
10 to 19 employees .....	379	5 237	70 631	361 316	562 016
20 to 49 employees .....	384	12 004	186 606	1 440 086	2 224 613
50 to 99 employees .....	168	11 813	204 553	1 714 258	2 442 466
100 to 249 employees .....	167	26 454	558 554	6 966 466	9 302 234
250 to 499 employees .....	109	38 303	843 626	7 966 749	10 503 543
500 employees or more .....	74	66 663	1 419 101	17 800 602	21 554 290
<b>MUNICIPIOS</b>					
<b>Adjuntas, PR</b> .....	<b>13</b>	<b>368</b>	<b>3 975</b>	<b>10 764</b>	<b>21 522</b>
Establishments with an average of—					
1 to 4 employees .....	7	17	103	377	830
5 to 9 employees .....	1	a	D	D	D
10 to 19 employees .....	3	49	516	1 810	4 434
20 to 49 employees .....	1	b	D	D	D
50 to 99 employees .....	—	—	—	—	—
100 to 249 employees .....	—	—	—	—	—
250 to 499 employees .....	1	e	D	D	D
500 employees or more .....	—	—	—	—	—
<b>Aguada, PR</b> .....	<b>33</b>	<b>g</b>	<b>D</b>	<b>D</b>	<b>D</b>
Establishments with an average of—					
1 to 4 employees .....	13	32	226	999	1 760
5 to 9 employees .....	5	b	D	D	D
10 to 19 employees .....	5	b	D	D	D
20 to 49 employees .....	3	81	1 086	3 192	4 992
50 to 99 employees .....	1	b	D	D	D
100 to 249 employees .....	3	f	D	D	D
250 to 499 employees .....	3	938	14 058	93 684	130 183
500 employees or more .....	—	—	—	—	—
<b>Aguadilla, PR</b> .....	<b>51</b>	<b>5 688</b>	<b>124 517</b>	<b>2 621 789</b>	<b>2 884 700</b>
Establishments with an average of—					
1 to 4 employees .....	20	b	D	D	D
5 to 9 employees .....	2	a	D	D	D
10 to 19 employees .....	4	b	D	D	D
20 to 49 employees .....	7	c	D	D	D
50 to 99 employees .....	3	c	D	D	D
100 to 249 employees .....	8	1 331	25 972	692 229	754 193
250 to 499 employees .....	4	1 460	22 580	83 748	123 663
500 employees or more .....	3	g	D	D	D
<b>Aguas Buenas, PR</b> .....	<b>11</b>	<b>884</b>	<b>16 422</b>	<b>85 835</b>	<b>118 821</b>
Establishments with an average of—					
1 to 4 employees .....	3	7	48	161	292
5 to 9 employees .....	—	—	—	—	—
10 to 19 employees .....	1	a	D	D	D
20 to 49 employees .....	3	74	1 074	3 429	5 562
50 to 99 employees .....	1	b	D	D	D
100 to 249 employees .....	2	c	D	D	D
250 to 499 employees .....	—	—	—	—	—
500 employees or more .....	1	f	D	D	D
<b>Aibonito, PR</b> .....	<b>9</b>	<b>2 148</b>	<b>39 839</b>	<b>165 298</b>	<b>191 094</b>
Establishments with an average of—					
1 to 4 employees .....	3	12	357	1 562	2 077
5 to 9 employees .....	1	a	D	D	D
10 to 19 employees .....	—	—	—	—	—
20 to 49 employees .....	1	b	D	D	D
50 to 99 employees .....	1	b	D	D	D
100 to 249 employees .....	—	—	—	—	—
250 to 499 employees .....	1	e	D	D	D
500 employees or more .....	2	g	D	D	D
<b>Añasco, PR</b> .....	<b>16</b>	<b>4 839</b>	<b>86 875</b>	<b>237 121</b>	<b>357 072</b>
Establishments with an average of—					
1 to 4 employees .....	3	6	94	86	143
5 to 9 employees .....	1	a	D	D	D
10 to 19 employees .....	3	40	513	2 624	4 648
20 to 49 employees .....	—	—	—	—	—
50 to 99 employees .....	4	e	D	D	D
100 to 249 employees .....	1	c	D	D	D
250 to 499 employees .....	2	f	D	D	D
500 employees or more .....	2	h	D	D	D
<b>Arecibo, PR</b> .....	<b>42</b>	<b>4 176</b>	<b>91 569</b>	<b>1 480 556</b>	<b>1 743 544</b>
Establishments with an average of—					
1 to 4 employees .....	7	18	161	1 140	1 569
5 to 9 employees .....	5	b	D	D	D
10 to 19 employees .....	11	c	D	D	D
20 to 49 employees .....	7	c	D	D	D
50 to 99 employees .....	4	e	D	D	D
100 to 249 employees .....	2	e	D	D	D
250 to 499 employees .....	4	1 799	28 560	164 550	283 020
500 employees or more .....	2	g	D	D	D

**Table 2. Selected Statistics by Employment Size of Establishment for Municipios and Metropolitan Areas: 1997 and 1992—Con.**

[Detail may not add to total because of rounding. For meaning of abbreviations and symbols see introductory text. For explanation of terms, see Appendix A]

Geographic area and employment size of establishment	Establishments (number)	All employees+		Value added by manufacture (\$1,000)	Value of shipments (\$1,000)
		Total (number)	Payroll (\$1,000)		
<b>1997—Con.</b>					
<b>MUNICIPIOS—Con.</b>					
<b>Arroyo, PR</b> .....	<b>5</b>	<b>e</b>	<b>D</b>	<b>D</b>	<b>D</b>
Establishments with an average of—					
1 to 4 employees .....	1	a	D	D	D
5 to 9 employees .....	—	—	—	—	—
10 to 19 employees .....	2	b	D	D	D
20 to 49 employees .....	1	b	D	D	D
50 to 99 employees .....	—	—	—	—	—
100 to 249 employees .....	—	—	—	—	—
250 to 499 employees .....	1	e	D	D	D
500 employees or more .....	—	—	—	—	—
<b>Barceloneta, PR</b> .....	<b>14</b>	<b>7 641</b>	<b>232 472</b>	<b>3 887 061</b>	<b>4 833 476</b>
Establishments with an average of—					
1 to 4 employees .....	4	a	D	D	D
5 to 9 employees .....	—	—	—	—	—
10 to 19 employees .....	—	—	—	—	—
20 to 49 employees .....	—	—	—	—	—
50 to 99 employees .....	—	—	—	—	—
100 to 249 employees .....	2	e	D	D	D
250 to 499 employees .....	1	e	D	D	D
500 employees or more .....	7	i	D	D	D
<b>Barranquitas, PR</b> .....	<b>6</b>	<b>531</b>	<b>5 329</b>	<b>14 546</b>	<b>27 938</b>
Establishments with an average of—					
1 to 4 employees .....	3	a	D	D	D
5 to 9 employees .....	—	—	—	—	—
10 to 19 employees .....	—	—	—	—	—
20 to 49 employees .....	1	b	D	D	D
50 to 99 employees .....	1	b	D	D	D
100 to 249 employees .....	—	—	—	—	—
250 to 499 employees .....	1	e	D	D	D
500 employees or more .....	—	—	—	—	—
<b>Bayamón, PR</b> .....	<b>159</b>	<b>6 020</b>	<b>91 102</b>	<b>523 348</b>	<b>817 393</b>
Establishments with an average of—					
1 to 4 employees .....	38	117	1 232	6 312	9 647
5 to 9 employees .....	26	179	2 644	14 476	19 338
10 to 19 employees .....	32	447	6 533	29 442	47 480
20 to 49 employees .....	38	1 214	19 649	235 611	303 813
50 to 99 employees .....	12	855	12 921	48 484	92 236
100 to 249 employees .....	9	1 090	17 018	85 938	166 071
250 to 499 employees .....	2	f	D	D	D
500 employees or more .....	2	g	D	D	D
<b>Cabo Rojo, PR</b> .....	<b>34</b>	<b>1 114</b>	<b>17 327</b>	<b>171 393</b>	<b>203 798</b>
Establishments with an average of—					
1 to 4 employees .....	13	b	D	D	D
5 to 9 employees .....	7	47	410	2 085	2 753
10 to 19 employees .....	7	108	1 065	3 642	6 219
20 to 49 employees .....	4	c	D	D	D
50 to 99 employees .....	—	—	—	—	—
100 to 249 employees .....	1	c	D	D	D
250 to 499 employees .....	2	f	D	D	D
500 employees or more .....	—	—	—	—	—
<b>Caguas, PR</b> .....	<b>120</b>	<b>7 115</b>	<b>148 012</b>	<b>1 229 937</b>	<b>1 708 780</b>
Establishments with an average of—					
1 to 4 employees .....	24	58	585	3 288	4 964
5 to 9 employees .....	17	119	1 701	6 175	9 552
10 to 19 employees .....	26	352	4 866	18 992	29 812
20 to 49 employees .....	24	f	D	D	D
50 to 99 employees .....	8	f	D	D	D
100 to 249 employees .....	14	2 074	35 672	188 140	294 484
250 to 499 employees .....	5	1 718	34 790	694 160	860 105
500 employees or more .....	2	g	D	D	D
<b>Camuy, PR</b> .....	<b>8</b>	<b>g</b>	<b>D</b>	<b>D</b>	<b>D</b>
Establishments with an average of—					
1 to 4 employees .....	4	10	54	254	438
5 to 9 employees .....	1	a	D	D	D
10 to 19 employees .....	—	—	—	—	—
20 to 49 employees .....	2	b	D	D	D
50 to 99 employees .....	—	—	—	—	—
100 to 249 employees .....	—	—	—	—	—
250 to 499 employees .....	—	—	—	—	—
500 employees or more .....	1	f	D	D	D

**Table 2. Selected Statistics by Employment Size of Establishment for Municipios and Metropolitan Areas: 1997 and 1992—Con.**

[Detail may not add to total because of rounding. For meaning of abbreviations and symbols see introductory text. For explanation of terms, see Appendix A]

Geographic area and employment size of establishment	Establishments (number)	All employees+		Value added by manufacture (\$1,000)	Value of shipments (\$1,000)
		Total (number)	Payroll (\$1,000)		
<b>1997—Con.</b>					
<b>MUNICIPIOS—Con.</b>					
<b>Canóvanas, PR</b> .....	<b>31</b>	<b>1 364</b>	<b>20 356</b>	<b>79 412</b>	<b>123 521</b>
Establishments with an average of—					
1 to 4 employees .....	6	a	D	D	D
5 to 9 employees .....	2	a	D	D	D
10 to 19 employees .....	7	104	1 945	6 914	9 496
20 to 49 employees .....	8	240	3 003	19 928	28 895
50 to 99 employees .....	8	184	1 767	13 556	18 389
100 to 249 employees .....	5	809	13 389	38 065	65 291
250 to 499 employees .....	—	—	—	—	—
500 employees or more .....	—	—	—	—	—
<b>Carolina, PR</b> .....	<b>118</b>	<b>4 614</b>	<b>120 376</b>	<b>2 410 188</b>	<b>2 945 231</b>
Establishments with an average of—					
1 to 4 employees .....	24	b	D	D	D
5 to 9 employees .....	20	c	D	D	D
10 to 19 employees .....	24	e	D	D	D
20 to 49 employees .....	34	1 156	20 533	87 891	145 946
50 to 99 employees .....	10	f	D	D	D
100 to 249 employees .....	3	549	18 675	106 161	148 909
250 to 499 employees .....	1	e	D	D	D
500 employees or more .....	2	g	D	D	D
<b>Cataño, PR</b> .....	<b>38</b>	<b>1 637</b>	<b>42 122</b>	<b>215 954</b>	<b>300 911</b>
Establishments with an average of—					
1 to 4 employees .....	5	a	D	D	D
5 to 9 employees .....	3	19	225	1 476	1 999
10 to 19 employees .....	9	122	1 773	7 207	10 401
20 to 49 employees .....	16	417	7 709	41 739	67 638
50 to 99 employees .....	1	b	D	D	D
100 to 249 employees .....	1	c	D	D	D
250 to 499 employees .....	3	906	29 534	159 276	211 049
500 employees or more .....	—	—	—	—	—
<b>Cayey, PR</b> .....	<b>24</b>	<b>3 167</b>	<b>60 434</b>	<b>298 936</b>	<b>403 793</b>
Establishments with an average of—					
1 to 4 employees .....	7	17	106	383	665
5 to 9 employees .....	—	—	—	—	—
10 to 19 employees .....	3	36	326	875	1 567
20 to 49 employees .....	2	b	D	D	D
50 to 99 employees .....	5	e	D	D	D
100 to 249 employees .....	3	e	D	D	D
250 to 499 employees .....	1	e	D	D	D
500 employees or more .....	3	g	D	D	D
<b>Ceiba, PR</b> .....	<b>6</b>	<b>263</b>	<b>2 943</b>	<b>6 923</b>	<b>12 263</b>
Establishments with an average of—					
1 to 4 employees .....	2	a	D	D	D
5 to 9 employees .....	2	a	D	D	D
10 to 19 employees .....	—	—	—	—	—
20 to 49 employees .....	—	—	—	—	—
50 to 99 employees .....	1	b	D	D	D
100 to 249 employees .....	1	c	D	D	D
250 to 499 employees .....	—	—	—	—	—
500 employees or more .....	—	—	—	—	—
<b>Ciales, PR</b> .....	<b>10</b>	<b>f</b>	<b>D</b>	<b>D</b>	<b>D</b>
Establishments with an average of—					
1 to 4 employees .....	5	18	126	300	493
5 to 9 employees .....	2	a	D	D	D
10 to 19 employees .....	—	—	—	—	—
20 to 49 employees .....	2	b	D	D	D
50 to 99 employees .....	—	—	—	—	—
100 to 249 employees .....	—	—	—	—	—
250 to 499 employees .....	1	e	D	D	D
500 employees or more .....	—	—	—	—	—
<b>Cidra, PR</b> .....	<b>28</b>	<b>2 945</b>	<b>89 163</b>	<b>3 031 440</b>	<b>4 040 406</b>
Establishments with an average of—					
1 to 4 employees .....	6	13	128	607	921
5 to 9 employees .....	2	a	D	D	D
10 to 19 employees .....	2	b	D	D	D
20 to 49 employees .....	6	c	D	D	D
50 to 99 employees .....	4	e	D	D	D
100 to 249 employees .....	4	f	D	D	D
250 to 499 employees .....	3	g	D	D	D
500 employees or more .....	1	i	D	D	D

**Table 2. Selected Statistics by Employment Size of Establishment for Municipios and Metropolitan Areas: 1997 and 1992—Con.**

[Detail may not add to total because of rounding. For meaning of abbreviations and symbols see introductory text. For explanation of terms, see Appendix A]

Geographic area and employment size of establishment	Establishments (number)	All employees+		Value added by manufacture (\$1,000)	Value of shipments (\$1,000)
		Total (number)	Payroll (\$1,000)		
<b>1997—Con.</b>					
<b>MUNICIPIOS—Con.</b>					
<b>Coamo, PR</b> .....	<b>9</b>	<b>1 743</b>	<b>26 414</b>	<b>148 311</b>	<b>204 530</b>
Establishments with an average of—					
1 to 4 employees .....	1	a	D	D	D
5 to 9 employees .....	1	a	D	D	D
10 to 19 employees .....	1	a	D	D	D
20 to 49 employees .....	1	b	D	D	D
50 to 99 employees .....	1	b	D	D	D
100 to 249 employees .....	2	e	D	D	D
250 to 499 employees .....	—	—	—	—	—
500 employees or more .....	2	g	D	D	D
<b>Comerio, PR</b> .....	<b>6</b>	<b>f</b>	<b>D</b>	<b>D</b>	<b>D</b>
Establishments with an average of—					
1 to 4 employees .....	2	a	D	D	D
5 to 9 employees .....	1	a	D	D	D
10 to 19 employees .....	1	a	D	D	D
20 to 49 employees .....	—	—	—	—	—
50 to 99 employees .....	—	—	—	—	—
100 to 249 employees .....	1	c	D	D	D
250 to 499 employees .....	—	—	—	—	—
500 employees or more .....	1	f	D	D	D
<b>Corozal, PR</b> .....	<b>12</b>	<b>1 017</b>	<b>10 950</b>	<b>35 228</b>	<b>65 593</b>
Establishments with an average of—					
1 to 4 employees .....	3	5	32	174	253
5 to 9 employees .....	2	a	D	D	D
10 to 19 employees .....	4	b	D	D	D
20 to 49 employees .....	1	b	D	D	D
50 to 99 employees .....	—	—	—	—	—
100 to 249 employees .....	1	c	D	D	D
250 to 499 employees .....	—	—	—	—	—
500 employees or more .....	1	f	D	D	D
<b>Culebra, PR</b> .....	<b>2</b>	<b>c</b>	<b>D</b>	<b>D</b>	<b>D</b>
Establishments with an average of—					
1 to 4 employees .....	—	—	—	—	—
5 to 9 employees .....	—	—	—	—	—
10 to 19 employees .....	—	—	—	—	—
20 to 49 employees .....	—	—	—	—	—
50 to 99 employees .....	—	—	—	—	—
100 to 249 employees .....	2	c	D	D	D
250 to 499 employees .....	—	—	—	—	—
500 employees or more .....	—	—	—	—	—
<b>Dorado, PR</b> .....	<b>25</b>	<b>2 106</b>	<b>42 001</b>	<b>258 598</b>	<b>374 327</b>
Establishments with an average of—					
1 to 4 employees .....	6	11	81	340	584
5 to 9 employees .....	3	b	D	D	D
10 to 19 employees .....	4	52	626	5 328	5 829
20 to 49 employees .....	5	167	2 402	7 872	11 788
50 to 99 employees .....	1	b	D	D	D
100 to 249 employees .....	4	688	25 853	177 504	243 060
250 to 499 employees .....	1	e	D	D	D
500 employees or more .....	1	f	D	D	D
<b>Fajardo, PR</b> .....	<b>19</b>	<b>1 593</b>	<b>42 498</b>	<b>242 617</b>	<b>335 983</b>
Establishments with an average of—					
1 to 4 employees .....	6	9	82	1 918	679
5 to 9 employees .....	3	20	255	859	1 517
10 to 19 employees .....	2	b	D	D	D
20 to 49 employees .....	1	b	D	D	D
50 to 99 employees .....	2	c	D	D	D
100 to 249 employees .....	2	e	D	D	D
250 to 499 employees .....	3	984	31 469	136 812	211 978
500 employees or more .....	—	—	—	—	—
<b>Florida, PR</b> .....	<b>4</b>	<b>b</b>	<b>D</b>	<b>D</b>	<b>D</b>
Establishments with an average of—					
1 to 4 employees .....	2	a	D	D	D
5 to 9 employees .....	—	—	—	—	—
10 to 19 employees .....	1	a	D	D	D
20 to 49 employees .....	1	b	D	D	D
50 to 99 employees .....	—	—	—	—	—
100 to 249 employees .....	—	—	—	—	—
250 to 499 employees .....	—	—	—	—	—
500 employees or more .....	—	—	—	—	—

**Table 2. Selected Statistics by Employment Size of Establishment for Municipios and Metropolitan Areas: 1997 and 1992—Con.**

[Detail may not add to total because of rounding. For meaning of abbreviations and symbols see introductory text. For explanation of terms, see Appendix A]

Geographic area and employment size of establishment	Establishments (number)	All employees+		Value added by manufacture (\$1,000)	Value of shipments (\$1,000)
		Total (number)	Payroll (\$1,000)		
<b>1997—Con.</b>					
<b>MUNICIPIOS—Con.</b>					
<b>Guánica, PR</b> .....	<b>9</b>	<b>374</b>	<b>6 558</b>	<b>36 324</b>	<b>52 952</b>
Establishments with an average of—					
1 to 4 employees .....	—	—	—	—	—
5 to 9 employees .....	1	a	D	D	D
10 to 19 employees .....	4	64	1 538	3 034	5 007
20 to 49 employees .....	1	b	D	D	D
50 to 99 employees .....	2	c	D	D	D
100 to 249 employees .....	1	c	D	D	D
250 to 499 employees .....	—	—	—	—	—
500 employees or more .....	—	—	—	—	—
<b>Guayama, PR</b> .....	<b>24</b>	<b>5 000</b>	<b>119 943</b>	<b>3 442 015</b>	<b>3 780 777</b>
Establishments with an average of—					
1 to 4 employees .....	4	6	31	213	290
5 to 9 employees .....	3	b	D	D	D
10 to 19 employees .....	1	a	D	D	D
20 to 49 employees .....	1	b	D	D	D
50 to 99 employees .....	4	c	D	D	D
100 to 249 employees .....	6	f	D	D	D
250 to 499 employees .....	3	870	32 628	445 011	541 885
500 employees or more .....	2	h	D	D	D
<b>Guayanilla, PR</b> .....	<b>4</b>	<b>c</b>	<b>D</b>	<b>D</b>	<b>D</b>
Establishments with an average of—					
1 to 4 employees .....	—	—	—	—	—
5 to 9 employees .....	1	a	D	D	D
10 to 19 employees .....	1	a	D	D	D
20 to 49 employees .....	1	b	D	D	D
50 to 99 employees .....	1	b	D	D	D
100 to 249 employees .....	—	—	—	—	—
250 to 499 employees .....	—	—	—	—	—
500 employees or more .....	—	—	—	—	—
<b>Guaynabo, PR</b> .....	<b>67</b>	<b>4 524</b>	<b>113 610</b>	<b>472 048</b>	<b>748 693</b>
Establishments with an average of—					
1 to 4 employees .....	14	b	D	D	D
5 to 9 employees .....	8	54	937	2 397	4 718
10 to 19 employees .....	19	e	D	D	D
20 to 49 employees .....	15	494	8 021	53 113	69 782
50 to 99 employees .....	3	219	3 781	31 559	52 482
100 to 249 employees .....	3	505	13 734	75 946	126 040
250 to 499 employees .....	3	1 129	35 903	126 101	179 480
500 employees or more .....	2	g	D	D	D
<b>Gurabo, PR</b> .....	<b>28</b>	<b>2 054</b>	<b>51 404</b>	<b>813 666</b>	<b>954 773</b>
Establishments with an average of—					
1 to 4 employees .....	5	10	86	270	524
5 to 9 employees .....	3	17	174	770	1 234
10 to 19 employees .....	4	b	D	D	D
20 to 49 employees .....	5	c	D	D	D
50 to 99 employees .....	4	c	D	D	D
100 to 249 employees .....	5	791	16 128	95 612	140 259
250 to 499 employees .....	2	f	D	D	D
500 employees or more .....	—	—	—	—	—
<b>Hatillo, PR</b> .....	<b>19</b>	<b>f</b>	<b>D</b>	<b>D</b>	<b>D</b>
Establishments with an average of—					
1 to 4 employees .....	6	14	94	639	1 005
5 to 9 employees .....	1	a	D	D	D
10 to 19 employees .....	4	b	D	D	D
20 to 49 employees .....	4	c	D	D	D
50 to 99 employees .....	2	c	D	D	D
100 to 249 employees .....	2	e	D	D	D
250 to 499 employees .....	—	—	—	—	—
500 employees or more .....	—	—	—	—	—
<b>Hormigueros, PR</b> .....	<b>5</b>	<b>269</b>	<b>6 479</b>	<b>19 395</b>	<b>31 339</b>
Establishments with an average of—					
1 to 4 employees .....	—	—	—	—	—
5 to 9 employees .....	—	—	—	—	—
10 to 19 employees .....	3	b	D	D	D
20 to 49 employees .....	—	—	—	—	—
50 to 99 employees .....	1	b	D	D	D
100 to 249 employees .....	1	c	D	D	D
250 to 499 employees .....	—	—	—	—	—
500 employees or more .....	—	—	—	—	—



**Table 2. Selected Statistics by Employment Size of Establishment for Municipios and Metropolitan Areas: 1997 and 1992—Con.**

[Detail may not add to total because of rounding. For meaning of abbreviations and symbols see introductory text. For explanation of terms, see Appendix A]

Geographic area and employment size of establishment	Establishments (number)	All employees+		Value added by manufacture (\$1,000)	Value of shipments (\$1,000)
		Total (number)	Payroll (\$1,000)		
<b>1997—Con.</b>					
<b>MUNICIPIOS—Con.</b>					
<b>Humacao, PR</b> .....	<b>46</b>	<b>4 381</b>	<b>106 060</b>	<b>1 076 544</b>	<b>1 767 755</b>
Establishments with an average of—					
1 to 4 employees .....	6	17	123	443	674
5 to 9 employees .....	2	a	D	D	D
10 to 19 employees .....	11	c	D	D	D
20 to 49 employees .....	11	335	6 476	56 563	256 117
50 to 99 employees .....	4	293	7 040	161 283	199 794
100 to 249 employees .....	5	852	19 892	94 141	134 700
250 to 499 employees .....	6	2 083	49 683	426 832	603 763
500 employees or more .....	1	f	D	D	D
<b>Isabela, PR</b> .....	<b>16</b>	<b>2 298</b>	<b>30 911</b>	<b>108 591</b>	<b>203 004</b>
Establishments with an average of—					
1 to 4 employees .....	8	24	102	414	588
5 to 9 employees .....	1	a	D	D	D
10 to 19 employees .....	1	a	D	D	D
20 to 49 employees .....	1	b	D	D	D
50 to 99 employees .....	1	b	D	D	D
100 to 249 employees .....	2	e	D	D	D
250 to 499 employees .....	—	—	—	—	—
500 employees or more .....	2	g	D	D	D
<b>Jayuya, PR</b> .....	<b>3</b>	<b>928</b>	<b>20 737</b>	<b>115 464</b>	<b>165 062</b>
Establishments with an average of—					
1 to 4 employees .....	—	—	—	—	—
5 to 9 employees .....	—	—	—	—	—
10 to 19 employees .....	—	—	—	—	—
20 to 49 employees .....	—	—	—	—	—
50 to 99 employees .....	1	b	D	D	D
100 to 249 employees .....	1	c	D	D	D
250 to 499 employees .....	—	—	—	—	—
500 employees or more .....	1	f	D	D	D
<b>Juana Díaz, PR</b> .....	<b>12</b>	<b>526</b>	<b>8 413</b>	<b>37 376</b>	<b>59 550</b>
Establishments with an average of—					
1 to 4 employees .....	1	a	D	D	D
5 to 9 employees .....	3	b	D	D	D
10 to 19 employees .....	2	b	D	D	D
20 to 49 employees .....	3	87	1 127	5 177	6 076
50 to 99 employees .....	1	b	D	D	D
100 to 249 employees .....	2	e	D	D	D
250 to 499 employees .....	—	—	—	—	—
500 employees or more .....	—	—	—	—	—
<b>Juncos, PR</b> .....	<b>22</b>	<b>1 548</b>	<b>28 803</b>	<b>644 476</b>	<b>732 919</b>
Establishments with an average of—					
1 to 4 employees .....	4	11	73	231	443
5 to 9 employees .....	3	a	D	D	D
10 to 19 employees .....	2	b	D	D	D
20 to 49 employees .....	5	169	1 889	6 932	11 364
50 to 99 employees .....	3	c	D	D	D
100 to 249 employees .....	3	406	8 079	32 848	44 265
250 to 499 employees .....	2	f	D	D	D
500 employees or more .....	—	—	—	—	—
<b>Lajas, PR</b> .....	<b>10</b>	<b>894</b>	<b>10 445</b>	<b>19 054</b>	<b>41 904</b>
Establishments with an average of—					
1 to 4 employees .....	2	a	D	D	D
5 to 9 employees .....	1	a	D	D	D
10 to 19 employees .....	1	a	D	D	D
20 to 49 employees .....	3	113	1 047	4 287	6 540
50 to 99 employees .....	—	—	—	—	—
100 to 249 employees .....	1	c	D	D	D
250 to 499 employees .....	2	f	D	D	D
500 employees or more .....	—	—	—	—	—
<b>Lares, PR</b> .....	<b>6</b>	<b>f</b>	<b>D</b>	<b>D</b>	<b>D</b>
Establishments with an average of—					
1 to 4 employees .....	3	6	28	201	301
5 to 9 employees .....	1	a	D	D	D
10 to 19 employees .....	—	—	—	—	—
20 to 49 employees .....	—	—	—	—	—
50 to 99 employees .....	1	b	D	D	D
100 to 249 employees .....	—	—	—	—	—
250 to 499 employees .....	—	—	—	—	—
500 employees or more .....	1	f	D	D	D

**Table 2. Selected Statistics by Employment Size of Establishment for Municipios and Metropolitan Areas: 1997 and 1992—Con.**

[Detail may not add to total because of rounding. For meaning of abbreviations and symbols see introductory text. For explanation of terms, see Appendix A]

Geographic area and employment size of establishment	Establishments (number)	All employees+		Value added by manufacture (\$1,000)	Value of shipments (\$1,000)
		Total (number)	Payroll (\$1,000)		
<b>1997—Con.</b>					
<b>MUNICIPIOS—Con.</b>					
<b>Las Marias, PR</b> .....	<b>3</b>	<b>f</b>	<b>D</b>	<b>D</b>	<b>D</b>
Establishments with an average of—					
1 to 4 employees .....	1	a	D	D	D
5 to 9 employees .....	1	a	D	D	D
10 to 19 employees .....	—	—	—	—	—
20 to 49 employees .....	—	—	—	—	—
50 to 99 employees .....	—	—	—	—	—
100 to 249 employees .....	—	—	—	—	—
250 to 499 employees .....	—	—	—	—	—
500 employees or more .....	1	f	D	D	D
<b>Las Piedras, PR</b> .....	<b>25</b>	<b>5 745</b>	<b>158 173</b>	<b>1 854 623</b>	<b>2 171 707</b>
Establishments with an average of—					
1 to 4 employees .....	7	15	436	366	793
5 to 9 employees .....	2	a	D	D	D
10 to 19 employees .....	—	—	—	—	—
20 to 49 employees .....	2	b	D	D	D
50 to 99 employees .....	4	254	4 598	32 937	46 466
100 to 249 employees .....	3	e	D	D	D
250 to 499 employees .....	6	2 407	72 463	870 237	1 114 767
500 employees or more .....	1	h	D	D	D
<b>Loiza, PR</b> .....	<b>5</b>	<b>115</b>	<b>1 885</b>	<b>3 291</b>	<b>8 251</b>
Establishments with an average of—					
1 to 4 employees .....	—	—	—	—	—
5 to 9 employees .....	1	a	D	D	D
10 to 19 employees .....	2	b	D	D	D
20 to 49 employees .....	1	b	D	D	D
50 to 99 employees .....	1	b	D	D	D
100 to 249 employees .....	—	—	—	—	—
250 to 499 employees .....	—	—	—	—	—
500 employees or more .....	—	—	—	—	—
<b>Luquillo, PR</b> .....	<b>13</b>	<b>894</b>	<b>12 965</b>	<b>44 901</b>	<b>72 257</b>
Establishments with an average of—					
1 to 4 employees .....	6	12	98	418	767
5 to 9 employees .....	—	—	—	—	—
10 to 19 employees .....	2	b	D	D	D
20 to 49 employees .....	1	b	D	D	D
50 to 99 employees .....	1	b	D	D	D
100 to 249 employees .....	2	e	D	D	D
250 to 499 employees .....	1	e	D	D	D
500 employees or more .....	—	—	—	—	—
<b>Manatí, PR</b> .....	<b>31</b>	<b>4 964</b>	<b>157 923</b>	<b>1 976 284</b>	<b>2 540 974</b>
Establishments with an average of—					
1 to 4 employees .....	7	13	147	490	787
5 to 9 employees .....	5	39	575	4 599	6 290
10 to 19 employees .....	3	b	D	D	D
20 to 49 employees .....	—	—	—	—	—
50 to 99 employees .....	2	c	D	D	D
100 to 249 employees .....	8	1 444	52 738	1 229 827	1 500 052
250 to 499 employees .....	4	1 428	39 462	446 786	552 357
500 employees or more .....	2	g	D	D	D
<b>Maricao, PR</b> .....	<b>1</b>	<b>g</b>	<b>D</b>	<b>D</b>	<b>D</b>
Establishments with an average of—					
1 to 4 employees .....	—	—	—	—	—
5 to 9 employees .....	—	—	—	—	—
10 to 19 employees .....	—	—	—	—	—
20 to 49 employees .....	—	—	—	—	—
50 to 99 employees .....	—	—	—	—	—
100 to 249 employees .....	—	—	—	—	—
250 to 499 employees .....	—	—	—	—	—
500 employees or more .....	1	g	D	D	D
<b>Maunabo, PR</b> .....	<b>2</b>	<b>b</b>	<b>D</b>	<b>D</b>	<b>D</b>
Establishments with an average of—					
1 to 4 employees .....	1	a	D	D	D
5 to 9 employees .....	—	—	—	—	—
10 to 19 employees .....	—	—	—	—	—
20 to 49 employees .....	1	b	D	D	D
50 to 99 employees .....	—	—	—	—	—
100 to 249 employees .....	—	—	—	—	—
250 to 499 employees .....	—	—	—	—	—
500 employees or more .....	—	—	—	—	—

**Table 2. Selected Statistics by Employment Size of Establishment for Municipios and Metropolitan Areas: 1997 and 1992—Con.**

[Detail may not add to total because of rounding. For meaning of abbreviations and symbols see introductory text. For explanation of terms, see Appendix A]

Geographic area and employment size of establishment	Establishments (number)	All employees+		Value added by manufacture (\$1,000)	Value of shipments (\$1,000)
		Total (number)	Payroll (\$1,000)		
<b>1997—Con.</b>					
<b>MUNICIPIOS—Con.</b>					
<b>Mayagüez, PR</b> .....	<b>66</b>	<b>11 669</b>	<b>175 780</b>	<b>3 225 313</b>	<b>3 780 273</b>
Establishments with an average of—					
1 to 4 employees .....	15	b	D	D	D
5 to 9 employees .....	2	a	D	D	D
10 to 19 employees .....	15	d	D	D	D
20 to 49 employees .....	9	c	D	D	D
50 to 99 employees .....	6	e	D	D	D
100 to 249 employees .....	7		1 182	21 610	1 163 803
250 to 499 employees .....	3		1 133	23 432	127 764
500 employees or more .....	9		8 445	116 014	1 304 816
<b>Moca, PR</b> .....	<b>10</b>	<b>g</b>	<b>D</b>	<b>D</b>	<b>D</b>
Establishments with an average of—					
1 to 4 employees .....	4	6	44	93	258
5 to 9 employees .....	1	a	D	D	D
10 to 19 employees .....	2	b	D	D	D
20 to 49 employees .....	1	b	D	D	D
50 to 99 employees .....	—	—	—	—	—
100 to 249 employees .....	1	c	D	D	D
250 to 499 employees .....	—	—	—	—	—
500 employees or more .....	1	g	D	D	D
<b>Morovis, PR</b> .....	<b>8</b>	<b>713</b>	<b>9 203</b>	<b>23 703</b>	<b>34 296</b>
Establishments with an average of—					
1 to 4 employees .....	1	a	D	D	D
5 to 9 employees .....	—	—	—	—	—
10 to 19 employees .....	4	b	D	D	D
20 to 49 employees .....	1	b	D	D	D
50 to 99 employees .....	—	—	—	—	—
100 to 249 employees .....	—	—	—	—	—
250 to 499 employees .....	2	f	D	D	D
500 employees or more .....	—	—	—	—	—
<b>Naguabo, PR</b> .....	<b>11</b>	<b>663</b>	<b>10 902</b>	<b>79 201</b>	<b>104 842</b>
Establishments with an average of—					
1 to 4 employees .....	1	a	D	D	D
5 to 9 employees .....	3	21	470	2 161	2 937
10 to 19 employees .....	—	—	—	—	—
20 to 49 employees .....	1	b	D	D	D
50 to 99 employees .....	4		4 399	45 343	54 333
100 to 249 employees .....	1	c	D	D	D
250 to 499 employees .....	1	e	D	D	D
500 employees or more .....	—	—	—	—	—
<b>Naranjito, PR</b> .....	<b>15</b>	<b>121</b>	<b>1 358</b>	<b>3 589</b>	<b>6 069</b>
Establishments with an average of—					
1 to 4 employees .....	8	18	122	433	834
5 to 9 employees .....	2	a	D	D	D
10 to 19 employees .....	3	b	D	D	D
20 to 49 employees .....	2	b	D	D	D
50 to 99 employees .....	—	—	—	—	—
100 to 249 employees .....	—	—	—	—	—
250 to 499 employees .....	—	—	—	—	—
500 employees or more .....	—	—	—	—	—
<b>Orocovis, PR</b> .....	<b>4</b>	<b>44</b>	<b>354</b>	<b>665</b>	<b>1 203</b>
Establishments with an average of—					
1 to 4 employees .....	1	a	D	D	D
5 to 9 employees .....	—	—	—	—	—
10 to 19 employees .....	3	b	D	D	D
20 to 49 employees .....	—	—	—	—	—
50 to 99 employees .....	—	—	—	—	—
100 to 249 employees .....	—	—	—	—	—
250 to 499 employees .....	—	—	—	—	—
500 employees or more .....	—	—	—	—	—
<b>Patillas, PR</b> .....	<b>11</b>	<b>1 186</b>	<b>13 803</b>	<b>65 237</b>	<b>106 981</b>
Establishments with an average of—					
1 to 4 employees .....	3	8	49	83	240
5 to 9 employees .....	1	a	D	D	D
10 to 19 employees .....	1	a	D	D	D
20 to 49 employees .....	1	b	D	D	D
50 to 99 employees .....	2	c	D	D	D
100 to 249 employees .....	—	—	—	—	—
250 to 499 employees .....	3	f	D	D	D
500 employees or more .....	—	—	—	—	—

**Table 2. Selected Statistics by Employment Size of Establishment for Municipios and Metropolitan Areas: 1997 and 1992—Con.**

[Detail may not add to total because of rounding. For meaning of abbreviations and symbols see introductory text. For explanation of terms, see Appendix A]

Geographic area and employment size of establishment	Establishments (number)	All employees+		Value added by manufacture (\$1,000)	Value of shipments (\$1,000)
		Total (number)	Payroll (\$1,000)		
<b>1997—Con.</b>					
<b>MUNICIPIOS—Con.</b>					
<b>Peñuelas, PR</b> .....	<b>8</b>	<b>556</b>	<b>6 722</b>	<b>33 062</b>	<b>38 715</b>
Establishments with an average of—					
1 to 4 employees .....	3	3	16	66	124
5 to 9 employees .....	—	—	—	—	—
10 to 19 employees .....	—	—	—	—	—
20 to 49 employees .....	3	c	D	D	D
50 to 99 employees .....	1	b	D	D	D
100 to 249 employees .....	—	—	—	—	—
250 to 499 employees .....	1	e	D	D	D
500 employees or more .....	—	—	—	—	—
<b>Ponce, PR</b> .....	<b>110</b>	<b>6 927</b>	<b>139 601</b>	<b>923 855</b>	<b>1 261 037</b>
Establishments with an average of—					
1 to 4 employees .....	27	b	D	D	D
5 to 9 employees .....	18	124	1 426	5 251	9 384
10 to 19 employees .....	24	327	4 738	33 204	54 398
20 to 49 employees .....	18	554	8 631	34 526	48 274
50 to 99 employees .....	9	666	13 275	66 699	94 074
100 to 249 employees .....	5	666	12 542	155 413	177 545
250 to 499 employees .....	6	2 052	45 542	252 402	353 582
500 employees or more .....	3	g	D	D	D
<b>Quebradillas, PR</b> .....	<b>9</b>	<b>1 248</b>	<b>15 517</b>	<b>34 032</b>	<b>38 378</b>
Establishments with an average of—					
1 to 4 employees .....	5	a	D	D	D
5 to 9 employees .....	—	—	—	—	—
10 to 19 employees .....	1	a	D	D	D
20 to 49 employees .....	2	b	D	D	D
50 to 99 employees .....	—	—	—	—	—
100 to 249 employees .....	—	—	—	—	—
250 to 499 employees .....	—	—	—	—	—
500 employees or more .....	1	g	D	D	D
<b>Rincón, PR</b> .....	<b>7</b>	<b>520</b>	<b>5 156</b>	<b>12 938</b>	<b>21 493</b>
Establishments with an average of—					
1 to 4 employees .....	2	a	D	D	D
5 to 9 employees .....	—	—	—	—	—
10 to 19 employees .....	1	a	D	D	D
20 to 49 employees .....	1	b	D	D	D
50 to 99 employees .....	1	b	D	D	D
100 to 249 employees .....	2	e	D	D	D
250 to 499 employees .....	—	—	—	—	—
500 employees or more .....	—	—	—	—	—
<b>Río Grande, PR</b> .....	<b>19</b>	<b>1 391</b>	<b>20 331</b>	<b>161 542</b>	<b>248 141</b>
Establishments with an average of—					
1 to 4 employees .....	3	9	100	267	444
5 to 9 employees .....	3	19	211	3 482	4 136
10 to 19 employees .....	2	b	D	D	D
20 to 49 employees .....	6	192	2 821	11 393	13 774
50 to 99 employees .....	1	b	D	D	D
100 to 249 employees .....	2	e	D	D	D
250 to 499 employees .....	2	f	D	D	D
500 employees or more .....	—	—	—	—	—
<b>Sabana Grande, PR</b> .....	<b>10</b>	<b>1 413</b>	<b>27 049</b>	<b>106 733</b>	<b>173 836</b>
Establishments with an average of—					
1 to 4 employees .....	1	a	D	D	D
5 to 9 employees .....	4	b	D	D	D
10 to 19 employees .....	—	—	—	—	—
20 to 49 employees .....	2	b	D	D	D
50 to 99 employees .....	—	—	—	—	—
100 to 249 employees .....	1	c	D	D	D
250 to 499 employees .....	1	e	D	D	D
500 employees or more .....	1	f	D	D	D
<b>Salinas, PR</b> .....	<b>10</b>	<b>289</b>	<b>3 458</b>	<b>16 675</b>	<b>27 829</b>
Establishments with an average of—					
1 to 4 employees .....	2	a	D	D	D
5 to 9 employees .....	1	a	D	D	D
10 to 19 employees .....	4	65	843	2 727	6 466
20 to 49 employees .....	1	b	D	D	D
50 to 99 employees .....	1	b	D	D	D
100 to 249 employees .....	1	b	D	D	D
250 to 499 employees .....	—	—	—	—	—
500 employees or more .....	—	—	—	—	—

**Table 2. Selected Statistics by Employment Size of Establishment for Municipios and Metropolitan Areas: 1997 and 1992—Con.**

[Detail may not add to total because of rounding. For meaning of abbreviations and symbols see introductory text. For explanation of terms, see Appendix A]

Geographic area and employment size of establishment	Establishments (number)	All employees+		Value added by manufacture (\$1,000)	Value of shipments (\$1,000)
		Total (number)	Payroll (\$1,000)		
<b>1997—Con.</b>					
<b>MUNICIPIOS—Con.</b>					
<b>San Germán, PR</b> .....	<b>16</b>	<b>1 656</b>	<b>34 478</b>	<b>192 975</b>	<b>272 810</b>
Establishments with an average of—					
1 to 4 employees .....	3	3	8	48	97
5 to 9 employees .....	5	38	246	890	1 489
10 to 19 employees .....	2	b	D	D	D
20 to 49 employees .....	1	b	D	D	D
50 to 99 employees .....	1	b	D	D	D
100 to 249 employees .....	2	e	D	D	D
250 to 499 employees .....	2	f	D	D	D
500 employees or more .....	1	f	D	D	D
<b>San Juan, PR</b> .....	<b>309</b>	<b>9 332</b>	<b>163 108</b>	<b>763 430</b>	<b>1 153 301</b>
Establishments with an average of—					
1 to 4 employees .....	106	e	D	D	D
5 to 9 employees .....	47	311	3 932	14 206	23 281
10 to 19 employees .....	66	903	11 790	48 816	73 625
20 to 49 employees .....	56	1 750	29 031	143 560	236 882
50 to 99 employees .....	18	1 266	23 993	152 720	209 605
100 to 249 employees .....	11	1 791	38 646	146 902	237 564
250 to 499 employees .....	2	f	D	D	D
500 employees or more .....	3	2 302	38 973	178 617	255 960
<b>San Lorenzo, PR</b> .....	<b>19</b>	<b>1 753</b>	<b>28 105</b>	<b>132 348</b>	<b>196 301</b>
Establishments with an average of—					
1 to 4 employees .....	3	8	49	83	264
5 to 9 employees .....	4	b	D	D	D
10 to 19 employees .....	1	a	D	D	D
20 to 49 employees .....	2	b	D	D	D
50 to 99 employees .....	2	c	D	D	D
100 to 249 employees .....	5	f	D	D	D
250 to 499 employees .....	2	f	D	D	D
500 employees or more .....	—	—	—	—	—
<b>San Sebastián, PR</b> .....	<b>21</b>	<b>652</b>	<b>9 405</b>	<b>38 006</b>	<b>51 479</b>
Establishments with an average of—					
1 to 4 employees .....	6	10	44	226	352
5 to 9 employees .....	3	b	D	D	D
10 to 19 employees .....	7	87	608	2 268	5 675
20 to 49 employees .....	3	93	777	2 149	3 352
50 to 99 employees .....	1	b	D	D	D
100 to 249 employees .....	—	—	—	—	—
250 to 499 employees .....	1	e	D	D	D
500 employees or more .....	—	—	—	—	—
<b>Santa Isabel, PR</b> .....	<b>8</b>	<b>1 825</b>	<b>30 769</b>	<b>93 079</b>	<b>163 855</b>
Establishments with an average of—					
1 to 4 employees .....	—	—	—	—	—
5 to 9 employees .....	1	a	D	D	D
10 to 19 employees .....	1	a	D	D	D
20 to 49 employees .....	—	—	—	—	—
50 to 99 employees .....	1	b	D	D	D
100 to 249 employees .....	1	c	D	D	D
250 to 499 employees .....	3	989	17 103	67 654	117 607
500 employees or more .....	1	f	D	D	D
<b>Toa Alta, PR</b> .....	<b>22</b>	<b>556</b>	<b>10 175</b>	<b>59 404</b>	<b>84 789</b>
Establishments with an average of—					
1 to 4 employees .....	6	17	99	305	574
5 to 9 employees .....	3	22	477	1 659	3 273
10 to 19 employees .....	3	b	D	D	D
20 to 49 employees .....	8	234	3 231	16 007	20 175
50 to 99 employees .....	1	b	D	D	D
100 to 249 employees .....	1	c	D	D	D
250 to 499 employees .....	—	—	—	—	—
500 employees or more .....	—	—	—	—	—
<b>Toa Baja, PR</b> .....	<b>50</b>	<b>3 591</b>	<b>65 349</b>	<b>227 807</b>	<b>410 117</b>
Establishments with an average of—					
1 to 4 employees .....	10	22	123	556	883
5 to 9 employees .....	5	b	D	D	D
10 to 19 employees .....	6	84	997	5 467	6 356
20 to 49 employees .....	19	635	9 933	47 038	69 066
50 to 99 employees .....	5	350	6 334	30 980	91 789
100 to 249 employees .....	3	e	D	D	D
250 to 499 employees .....	—	—	—	—	—
500 employees or more .....	2	g	D	D	D

**Table 2. Selected Statistics by Employment Size of Establishment for Municipios and Metropolitan Areas: 1997 and 1992—Con.**

[Detail may not add to total because of rounding. For meaning of abbreviations and symbols see introductory text. For explanation of terms, see Appendix A]

Geographic area and employment size of establishment	Establishments (number)	All employees+		Value added by manufacture (\$1,000)	Value of shipments (\$1,000)
		Total (number)	Payroll (\$1,000)		
<b>1997—Con.</b>					
<b>MUNICIPIOS—Con.</b>					
<b>Trujillo Alto, PR</b> .....	<b>37</b>	<b>1 030</b>	<b>14 954</b>	<b>52 924</b>	<b>87 805</b>
Establishments with an average of—					
1 to 4 employees .....	12	b	D	D	D
5 to 9 employees .....	4	28	444	1 874	2 472
10 to 19 employees .....	4	61	1 325	3 743	8 783
20 to 49 employees .....	13	443	6 351	28 692	44 246
50 to 99 employees .....	3	223	2 718	8 127	12 775
100 to 249 employees .....	1	c	D	D	D
250 to 499 employees .....	—	—	—	—	—
500 employees or more .....	—	—	—	—	—
<b>Utua do, PR</b> .....	<b>11</b>	<b>375</b>	<b>4 322</b>	<b>11 181</b>	<b>16 820</b>
Establishments with an average of—					
1 to 4 employees .....	2	a	D	D	D
5 to 9 employees .....	1	a	D	D	D
10 to 19 employees .....	3	36	343	2 171	3 416
20 to 49 employees .....	2	b	D	D	D
50 to 99 employees .....	2	c	D	D	D
100 to 249 employees .....	1	c	D	D	D
250 to 499 employees .....	—	—	—	—	—
500 employees or more .....	—	—	—	—	—
<b>Vega Alta, PR</b> .....	<b>20</b>	<b>1 605</b>	<b>34 488</b>	<b>165 888</b>	<b>258 310</b>
Establishments with an average of—					
1 to 4 employees .....	3	8	40	165	263
5 to 9 employees .....	1	a	D	D	D
10 to 19 employees .....	5	80	1 360	3 857	7 119
20 to 49 employees .....	2	b	D	D	D
50 to 99 employees .....	5	378	8 060	23 542	53 420
100 to 249 employees .....	2	e	D	D	D
250 to 499 employees .....	2	f	D	D	D
500 employees or more .....	—	—	—	—	—
<b>Vega Baja, PR</b> .....	<b>37</b>	<b>5 812</b>	<b>133 570</b>	<b>1 037 650</b>	<b>1 379 781</b>
Establishments with an average of—					
1 to 4 employees .....	8	a	D	D	D
5 to 9 employees .....	6	b	D	D	D
10 to 19 employees .....	6	b	D	D	D
20 to 49 employees .....	4	c	D	D	D
50 to 99 employees .....	3	258	4 208	18 476	25 005
100 to 249 employees .....	1	c	D	D	D
250 to 499 employees .....	5	1 735	32 562	188 775	264 900
500 employees or more .....	4	3 395	91 303	444 147	629 086
<b>Vieques, PR</b> .....	<b>6</b>	<b>c</b>	<b>D</b>	<b>D</b>	<b>D</b>
Establishments with an average of—					
1 to 4 employees .....	3	6	53	245	446
5 to 9 employees .....	1	a	D	D	D
10 to 19 employees .....	1	a	D	D	D
20 to 49 employees .....	—	—	—	—	—
50 to 99 employees .....	—	—	—	—	—
100 to 249 employees .....	1	c	D	D	D
250 to 499 employees .....	—	—	—	—	—
500 employees or more .....	—	—	—	—	—
<b>Villalba, PR</b> .....	<b>4</b>	<b>e</b>	<b>D</b>	<b>D</b>	<b>D</b>
Establishments with an average of—					
1 to 4 employees .....	2	a	D	D	D
5 to 9 employees .....	—	—	—	—	—
10 to 19 employees .....	1	a	D	D	D
20 to 49 employees .....	—	—	—	—	—
50 to 99 employees .....	—	—	—	—	—
100 to 249 employees .....	—	—	—	—	—
250 to 499 employees .....	1	e	D	D	D
500 employees or more .....	—	—	—	—	—
<b>Yabucoa, PR</b> .....	<b>9</b>	<b>g</b>	<b>D</b>	<b>D</b>	<b>D</b>
Establishments with an average of—					
1 to 4 employees .....	2	a	D	D	D
5 to 9 employees .....	1	a	D	D	D
10 to 19 employees .....	—	—	—	—	—
20 to 49 employees .....	2	b	D	D	D
50 to 99 employees .....	—	—	—	—	—
100 to 249 employees .....	1	c	D	D	D
250 to 499 employees .....	2	f	D	D	D
500 employees or more .....	1	f	D	D	D

**Table 2. Selected Statistics by Employment Size of Establishment for Municipios and Metropolitan Areas: 1997 and 1992—Con.**

[Detail may not add to total because of rounding. For meaning of abbreviations and symbols see introductory text. For explanation of terms, see Appendix A]

Geographic area and employment size of establishment	Establishments (number)	All employees+		Value added by manufacture (\$1,000)	Value of shipments (\$1,000)
		Total (number)	Payroll (\$1,000)		
<b>1997—Con.</b>					
<b>MUNICIPIOS—Con.</b>					
<b>Yauco, PR</b> .....	<b>21</b>	<b>794</b>	<b>10 166</b>	<b>30 161</b>	<b>44 995</b>
Establishments with an average of—					
1 to 4 employees .....	10	24	167	626	932
5 to 9 employees .....	5	31	272	934	2 216
10 to 19 employees .....	1		D	D	D
20 to 49 employees .....	1	a	D	D	D
50 to 99 employees .....	2	b	D	D	D
100 to 249 employees .....	1	c	D	D	D
250 to 499 employees .....	1	e	D	D	D
500 employees or more .....	—	—	—	—	—
<b>METROPOLITAN AREAS</b>					
<b>Aguadilla, PR MSA</b> .....	<b>94</b>	<b>9 589</b>	<b>182 436</b>	<b>2 866 071</b>	<b>3 301 135</b>
Establishments with an average of—					
1 to 4 employees .....	37	b	D	D	D
5 to 9 employees .....	8	58	496	2 253	3 678
10 to 19 employees .....	11	149	1 472	8 325	10 409
20 to 49 employees .....	11	311	3 632	10 925	23 716
50 to 99 employees .....	4	310	3 769	10 241	21 133
100 to 249 employees .....	12	2 113	43 842	760 635	874 523
250 to 499 employees .....	7	2 398	36 638	177 432	253 846
500 employees or more .....	4	h	D	D	D
<b>Mayagüez, PR MSA</b> .....	<b>147</b>	<b>20 960</b>	<b>347 988</b>	<b>3 952 930</b>	<b>4 819 128</b>
Establishments with an average of—					
1 to 4 employees .....	35	72	781	12 439	19 772
5 to 9 employees .....	19	140	1 360	6 221	8 299
10 to 19 employees .....	30	410	4 805	35 907	55 744
20 to 49 employees .....	15	414	4 546	18 407	28 738
50 to 99 employees .....	12	864	15 868	594 217	779 850
100 to 249 employees .....	13	2 157	45 235	1 327 351	1 419 666
250 to 499 employees .....	10	3 525	74 795	366 957	488 570
500 employees or more .....	13	13 378	200 598	1 591 431	2 018 489
<b>Ponce, PR MSA</b> .....	<b>159</b>	<b>9 298</b>	<b>173 672</b>	<b>1 112 725</b>	<b>1 550 983</b>
Establishments with an average of—					
1 to 4 employees .....	43	c	D	D	D
5 to 9 employees .....	27	183	1 956	7 008	12 974
10 to 19 employees .....	29	394	6 044	39 096	64 396
20 to 49 employees .....	26	817	12 823	68 790	91 860
50 to 99 employees .....	14	1 048	18 928	83 859	119 396
100 to 249 employees .....	8	1 116	21 037	184 869	230 328
250 to 499 employees .....	9	3 167	59 165	351 497	506 388
500 employees or more .....	3	g	D	D	D
<b>San Juan—Caguas—Arecibo, PR CMSA</b> .....	<b>1 477</b>	<b>99 397</b>	<b>2 196 684</b>	<b>23 814 000</b>	<b>31 558 937</b>
Establishments with an average of—					
1 to 4 employees .....	367	900	8 640	47 033	71 431
5 to 9 employees .....	191	1 292	17 273	75 494	130 330
10 to 19 employees .....	274	3 791	52 322	256 485	393 288
20 to 49 employees .....	308	9 705	156 177	1 301 070	2 018 942
50 to 99 employees .....	118	8 257	142 560	887 171	1 302 711
100 to 249 employees .....	113	18 017	394 693	4 450 394	6 449 082
250 to 499 employees .....	66	23 477	567 161	6 305 074	8 144 075
500 employees or more .....	40	33 958	857 858	10 491 279	13 049 078
<b>Arecibo, PR PMSA</b> .....	<b>69</b>	<b>6 005</b>	<b>120 137</b>	<b>1 552 706</b>	<b>1 901 851</b>
Establishments with an average of—					
1 to 4 employees .....	17	42	309	2 033	3 012
5 to 9 employees .....	7	51	426	1 610	2 750
10 to 19 employees .....	15	206	2 918	12 038	31 345
20 to 49 employees .....	13	408	6 567	28 925	62 123
50 to 99 employees .....	6	386	5 808	24 738	43 082
100 to 249 employees .....	4	928	19 104	61 134	112 898
250 to 499 employees .....	4	1 799	26 560	164 550	283 020
500 employees or more .....	3	2 185	56 445	1 257 678	1 363 621
<b>Caguas, PR PMSA</b> .....	<b>219</b>	<b>17 034</b>	<b>377 118</b>	<b>5 506 327</b>	<b>7 304 053</b>
Establishments with an average of—					
1 to 4 employees .....	45	106	954	4 631	7 338
5 to 9 employees .....	26	180	2 382	8 585	13 210
10 to 19 employees .....	36	490	6 221	24 936	39 019
20 to 49 employees .....	39	1 203	17 030	95 548	151 505
50 to 99 employees .....	23	1 661	30 335	163 826	220 680
100 to 249 employees .....	31	4 763	89 842	1 859 721	2 900 786
250 to 499 employees .....	13	4 472	112 613	1 789 590	2 206 932
500 employees or more .....	6	4 159	117 741	1 559 490	1 764 583

**Table 2. Selected Statistics by Employment Size of Establishment for Municipios and Metropolitan Areas: 1997 and 1992—Con.**

[Detail may not add to total because of rounding. For meaning of abbreviations and symbols see introductory text. For explanation of terms, see Appendix A]

Geographic area and employment size of establishment	Establishments (number)	All employees+		Value added by manufacture (\$1,000)	Value of shipments (\$1,000)
		Total (number)	Payroll (\$1,000)		
<b>1997—Con.</b>					
<b>METROPOLITAN AREAS—Con.</b>					
San Juan—Bayamón, PR PMSA .....	1 189	76 358	1 699 429	16 754 967	22 353 033
Establishments with an average of—					
1 to 4 employees .....	305	752	7 377	40 369	61 081
5 to 9 employees .....	158	1 061	14 465	65 299	114 370
10 to 19 employees .....	223	3 095	43 183	219 511	322 924
20 to 49 employees .....	256	8 094	132 580	1 176 597	1 805 314
50 to 99 employees .....	89	6 210	106 417	698 607	1 038 949
100 to 249 employees .....	78	12 326	285 747	2 529 539	3 435 398
250 to 499 employees .....	49	17 206	425 988	4 350 934	5 654 123
500 employees or more .....	31	27 614	683 672	7 674 111	9 920 874
<b>1992</b>					
Puerto Rico .....	2 258	158 181	2 706 515	22 736 655	31 325 784
Establishments with an average of—					
1 to 4 employees .....	685	1 367	12 170	88 326	227 985
5 to 9 employees .....	280	1 892	19 270	102 240	173 777
10 to 19 employees .....	333	4 608	55 954	291 211	482 915
20 to 49 employees .....	384	11 817	156 616	844 522	1 259 923
50 to 99 employees .....	193	13 741	206 029	1 374 227	2 364 418
100 to 249 employees .....	205	32 709	559 310	5 710 537	7 314 124
250 to 499 employees .....	111	38 536	699 387	5 651 283	8 305 884
500 employees or more .....	67	53 511	997 779	8 674 309	11 196 758
<b>MUNICIPIOS</b>					
Adjuntas, PR .....	12	336	2 505	6 843	7 550
Establishments with an average of—					
1 to 4 employees .....	4	9	45	166	406
5 to 9 employees .....	2	D	D	D	D
10 to 19 employees .....	2	D	D	D	D
20 to 49 employees .....	2	D	D	D	D
50 to 99 employees .....	—	—	—	—	—
100 to 249 employees .....	2	D	D	D	D
250 to 499 employees .....	—	—	—	—	—
500 employees or more .....	—	—	—	—	—
Aguada, PR .....	21	2 162	24 622	200 583	263 944
Establishments with an average of—					
1 to 4 employees .....	11	D	D	D	D
5 to 9 employees .....	—	—	—	—	—
10 to 19 employees .....	3	D	D	D	D
20 to 49 employees .....	2	D	D	D	D
50 to 99 employees .....	1	D	D	D	D
100 to 249 employees .....	1	D	D	D	D
250 to 499 employees .....	1	D	D	D	D
500 employees or more .....	2	D	D	D	D
Aguadilla, PR .....	47	4 394	75 781	429 519	721 634
Establishments with an average of—					
1 to 4 employees .....	15	D	D	D	D
5 to 9 employees .....	4	D	D	D	D
10 to 19 employees .....	2	D	D	D	D
20 to 49 employees .....	9	283	3 105	14 932	17 548
50 to 99 employees .....	3	D	D	D	D
100 to 249 employees .....	9	1 359	17 484	86 298	114 009
250 to 499 employees .....	3	D	D	D	D
500 employees or more .....	2	D	D	D	D
Aguas Buenas, PR .....	12	1 166	16 698	85 553	114 619
Establishments with an average of—					
1 to 4 employees .....	2	D	D	D	D
5 to 9 employees .....	1	D	D	D	D
10 to 19 employees .....	—	—	—	—	—
20 to 49 employees .....	5	D	D	D	D
50 to 99 employees .....	1	D	D	D	D
100 to 249 employees .....	1	D	D	D	D
250 to 499 employees .....	1	D	D	D	D
500 employees or more .....	1	D	D	D	D
Aibonito, PR .....	9	1 939	29 236	94 680	163 852
Establishments with an average of—					
1 to 4 employees .....	3	D	D	D	D
5 to 9 employees .....	—	—	—	—	—
10 to 19 employees .....	1	D	D	D	D
20 to 49 employees .....	1	D	D	D	D
50 to 99 employees .....	—	—	—	—	—
100 to 249 employees .....	2	D	D	D	D
250 to 499 employees .....	1	D	D	D	D
500 employees or more .....	1	D	D	D	D



**Table 2. Selected Statistics by Employment Size of Establishment for Municipios and Metropolitan Areas: 1997 and 1992—Con.**

[Detail may not add to total because of rounding. For meaning of abbreviations and symbols see introductory text. For explanation of terms, see Appendix A]

Geographic area and employment size of establishment	Establishments (number)	All employees+		Value added by manufacture (\$1,000)	Value of shipments (\$1,000)
		Total (number)	Payroll (\$1,000)		
<b>1992—Con.</b>					
<b>MUNICIPIOS—Con.</b>					
<b>Añasco, PR</b> .....	<b>20</b>	<b>D</b>	<b>D</b>	<b>D</b>	<b>D</b>
Establishments with an average of—					
1 to 4 employees .....	8	17	221	1 402	2 192
5 to 9 employees .....	3	D	D	D	D
10 to 19 employees .....	1	D	D	D	D
20 to 49 employees .....	2	D	D	D	D
50 to 99 employees .....	1	D	D	D	D
100 to 249 employees .....	3	D	D	D	D
250 to 499 employees .....	—	—	—	—	—
500 employees or more .....	2	D	D	D	D
<b>Arecibo, PR</b> .....	<b>57</b>	<b>4 794</b>	<b>68 949</b>	<b>645 302</b>	<b>821 055</b>
Establishments with an average of—					
1 to 4 employees .....	16	23	171	973	1 863
5 to 9 employees .....	7	44	359	1 972	3 749
10 to 19 employees .....	8	D	D	D	D
20 to 49 employees .....	10	D	D	D	D
50 to 99 employees .....	3	D	D	D	D
100 to 249 employees .....	6	D	D	D	D
250 to 499 employees .....	5	D	D	D	D
500 employees or more .....	2	D	D	D	D
<b>Arroyo, PR</b> .....	<b>5</b>	<b>331</b>	<b>5 153</b>	<b>24 080</b>	<b>44 678</b>
Establishments with an average of—					
1 to 4 employees .....	1	D	D	D	D
5 to 9 employees .....	—	—	—	—	—
10 to 19 employees .....	1	D	D	D	D
20 to 49 employees .....	1	D	D	D	D
50 to 99 employees .....	1	D	D	D	D
100 to 249 employees .....	1	D	D	D	D
250 to 499 employees .....	—	—	—	—	—
500 employees or more .....	—	—	—	—	—
<b>Barceloneta, PR</b> .....	<b>15</b>	<b>7 113</b>	<b>181 041</b>	<b>2 882 259</b>	<b>3 448 460</b>
Establishments with an average of—					
1 to 4 employees .....	3	D	D	D	D
5 to 9 employees .....	1	D	D	D	D
10 to 19 employees .....	—	—	—	—	—
20 to 49 employees .....	1	D	D	D	D
50 to 99 employees .....	—	—	—	—	—
100 to 249 employees .....	1	D	D	D	D
250 to 499 employees .....	3	D	D	D	D
500 employees or more .....	6	5 614	151 883	2 586 602	2 954 485
<b>Barranquitas, PR</b> .....	<b>9</b>	<b>667</b>	<b>5 907</b>	<b>14 006</b>	<b>24 760</b>
Establishments with an average of—					
1 to 4 employees .....	2	D	D	D	D
5 to 9 employees .....	2	D	D	D	D
10 to 19 employees .....	—	—	—	—	—
20 to 49 employees .....	2	D	D	D	D
50 to 99 employees .....	—	—	—	—	—
100 to 249 employees .....	2	D	D	D	D
250 to 499 employees .....	1	D	D	D	D
500 employees or more .....	—	—	—	—	—
<b>Bayamón, PR</b> .....	<b>174</b>	<b>5 595</b>	<b>80 275</b>	<b>717 494</b>	<b>983 868</b>
Establishments with an average of—					
1 to 4 employees .....	52	125	1 207	17 747	22 815
5 to 9 employees .....	27	185	1 836	8 770	15 206
10 to 19 employees .....	26	379	3 785	13 853	25 450
20 to 49 employees .....	40	1 212	15 586	64 517	128 462
50 to 99 employees .....	19	1 326	20 089	102 387	191 877
100 to 249 employees .....	7	1 214	21 963	467 443	526 617
250 to 499 employees .....	3	1 154	15 809	42 777	73 441
500 employees or more .....	—	—	—	—	—
<b>Cabo Rojo, PR</b> .....	<b>32</b>	<b>D</b>	<b>D</b>	<b>D</b>	<b>D</b>
Establishments with an average of—					
1 to 4 employees .....	13	21	173	1 331	2 786
5 to 9 employees .....	6	44	316	242	1 734
10 to 19 employees .....	6	87	734	2 029	2 987
20 to 49 employees .....	3	62	420	2 958	4 567
50 to 99 employees .....	1	D	D	D	D
100 to 249 employees .....	2	D	D	D	D
250 to 499 employees .....	1	D	D	D	D
500 employees or more .....	—	—	—	—	—

**Table 2. Selected Statistics by Employment Size of Establishment for Municipios and Metropolitan Areas: 1997 and 1992—Con.**

[Detail may not add to total because of rounding. For meaning of abbreviations and symbols see introductory text. For explanation of terms, see Appendix A]

Geographic area and employment size of establishment	Establishments (number)	All employees+		Value added by manufacture (\$1,000)	Value of shipments (\$1,000)
		Total (number)	Payroll (\$1,000)		
<b>1992—Con.</b>					
<b>MUNICIPIOS—Con.</b>					
<b>Caguas, PR</b> .....	<b>128</b>	<b>6 123</b>	<b>96 692</b>	<b>538 030</b>	<b>809 947</b>
Establishments with an average of—					
1 to 4 employees .....	43	D	D	D	D
5 to 9 employees .....	12	D	D	D	D
10 to 19 employees .....	24	D	D	D	D
20 to 49 employees .....	19	D	D	D	D
50 to 99 employees .....	12	827	12 637	72 345	98 761
100 to 249 employees .....	11	1 436	23 019	211 439	295 161
250 to 499 employees .....	5	1 590	19 023	24 749	71 440
500 employees or more .....	2	D	D	D	D
<b>Camuy, PR</b> .....	<b>9</b>	<b>2 136</b>	<b>27 176</b>	<b>96 815</b>	<b>115 429</b>
Establishments with an average of—					
1 to 4 employees .....	5	15	67	477	723
5 to 9 employees .....	—	—	—	—	—
10 to 19 employees .....	—	—	—	—	—
20 to 49 employees .....	—	—	—	—	—
50 to 99 employees .....	2	D	D	D	D
100 to 249 employees .....	—	—	—	—	—
250 to 499 employees .....	—	—	—	—	—
500 employees or more .....	2	D	D	D	D
<b>Canóvanas, PR</b> .....	<b>36</b>	<b>1 148</b>	<b>17 166</b>	<b>82 617</b>	<b>123 534</b>
Establishments with an average of—					
1 to 4 employees .....	9	18	200	974	1 862
5 to 9 employees .....	5	30	846	5 319	9 277
10 to 19 employees .....	7	88	1 194	8 270	10 517
20 to 49 employees .....	9	272	3 873	21 313	30 150
50 to 99 employees .....	3	233	3 821	17 557	21 676
100 to 249 employees .....	3	507	7 232	29 184	50 052
250 to 499 employees .....	—	—	—	—	—
500 employees or more .....	—	—	—	—	—
<b>Carolina, PR</b> .....	<b>141</b>	<b>6 140</b>	<b>153 089</b>	<b>1 494 349</b>	<b>1 787 644</b>
Establishments with an average of—					
1 to 4 employees .....	33	D	D	D	D
5 to 9 employees .....	24	D	D	D	D
10 to 19 employees .....	24	D	D	D	D
20 to 49 employees .....	38	1 249	17 866	68 707	122 445
50 to 99 employees .....	10	726	10 489	54 796	80 857
100 to 249 employees .....	6	845	22 371	289 054	354 291
250 to 499 employees .....	4	1 117	38 812	363 410	457 984
500 employees or more .....	2	D	D	D	D
<b>Cataño, PR</b> .....	<b>42</b>	<b>1 648</b>	<b>31 664</b>	<b>202 203</b>	<b>294 889</b>
Establishments with an average of—					
1 to 4 employees .....	10	23	206	1 050	2 106
5 to 9 employees .....	6	D	D	D	D
10 to 19 employees .....	10	135	1 887	19 709	24 870
20 to 49 employees .....	8	226	3 452	19 812	28 446
50 to 99 employees .....	5	369	5 493	12 424	36 261
100 to 249 employees .....	2	D	D	D	D
250 to 499 employees .....	1	D	D	D	D
500 employees or more .....	—	—	—	—	—
<b>Cayey, PR</b> .....	<b>27</b>	<b>2 876</b>	<b>44 098</b>	<b>223 813</b>	<b>322 604</b>
Establishments with an average of—					
1 to 4 employees .....	6	D	D	D	D
5 to 9 employees .....	4	D	D	D	D
10 to 19 employees .....	2	D	D	D	D
20 to 49 employees .....	4	148	1 624	8 976	12 043
50 to 99 employees .....	3	D	D	D	D
100 to 249 employees .....	4	D	D	D	D
250 to 499 employees .....	2	D	D	D	D
500 employees or more .....	2	D	D	D	D
<b>Ceiba, PR</b> .....	<b>5</b>	<b>544</b>	<b>5 498</b>	<b>16 694</b>	<b>26 016</b>
Establishments with an average of—					
1 to 4 employees .....	—	—	—	—	—
5 to 9 employees .....	1	D	D	D	D
10 to 19 employees .....	—	—	—	—	—
20 to 49 employees .....	2	D	D	D	D
50 to 99 employees .....	—	—	—	—	—
100 to 249 employees .....	1	D	D	D	D
250 to 499 employees .....	1	D	D	D	D
500 employees or more .....	—	—	—	—	—

**Table 2. Selected Statistics by Employment Size of Establishment for Municipios and Metropolitan Areas: 1997 and 1992—Con.**

[Detail may not add to total because of rounding. For meaning of abbreviations and symbols see introductory text. For explanation of terms, see Appendix A]

Geographic area and employment size of establishment	Establishments (number)	All employees+		Value added by manufacture (\$1,000)	Value of shipments (\$1,000)
		Total (number)	Payroll (\$1,000)		
<b>1992—Con.</b>					
<b>MUNICIPIOS—Con.</b>					
<b>Ciales, PR</b> .....	<b>8</b>	<b>1 423</b>	<b>15 269</b>	<b>85 612</b>	<b>153 728</b>
Establishments with an average of—					
1 to 4 employees .....	1	D	D	D	D
5 to 9 employees .....	1	D	D	D	D
10 to 19 employees .....	1	D	D	D	D
20 to 49 employees .....	1	D	D	D	D
50 to 99 employees .....	1	D	D	D	D
100 to 249 employees .....	—	—	—	—	—
250 to 499 employees .....	2	D	D	D	D
500 employees or more .....	1	D	D	D	D
<b>Cidra, PR</b> .....	<b>25</b>	<b>3 266</b>	<b>77 357</b>	<b>3 417 502</b>	<b>4 070 632</b>
Establishments with an average of—					
1 to 4 employees .....	5	D	D	D	D
5 to 9 employees .....	2	D	D	D	D
10 to 19 employees .....	2	D	D	D	D
20 to 49 employees .....	3	D	D	D	D
50 to 99 employees .....	5	395	6 234	40 024	65 356
100 to 249 employees .....	4	D	D	D	D
250 to 499 employees .....	2	D	D	D	D
500 employees or more .....	2	D	D	D	D
<b>Coamo, PR</b> .....	<b>10</b>	<b>1 244</b>	<b>15 551</b>	<b>147 543</b>	<b>166 350</b>
Establishments with an average of—					
1 to 4 employees .....	1	D	D	D	D
5 to 9 employees .....	2	D	D	D	D
10 to 19 employees .....	2	D	D	D	D
20 to 49 employees .....	—	—	—	—	—
50 to 99 employees .....	3	D	D	D	D
100 to 249 employees .....	—	—	—	—	—
250 to 499 employees .....	1	D	D	D	D
500 employees or more .....	1	D	D	D	D
<b>Comerio, PR</b> .....	<b>6</b>	<b>63</b>	<b>580</b>	<b>1 329</b>	<b>2 864</b>
Establishments with an average of—					
1 to 4 employees .....	3	8	71	394	852
5 to 9 employees .....	—	—	—	—	—
10 to 19 employees .....	1	D	D	D	D
20 to 49 employees .....	2	D	D	D	D
50 to 99 employees .....	—	—	—	—	—
100 to 249 employees .....	—	—	—	—	—
250 to 499 employees .....	—	—	—	—	—
500 employees or more .....	—	—	—	—	—
<b>Corozal, PR</b> .....	<b>12</b>	<b>D</b>	<b>D</b>	<b>D</b>	<b>D</b>
Establishments with an average of—					
1 to 4 employees .....	4	D	D	D	D
5 to 9 employees .....	4	D	D	D	D
10 to 19 employees .....	—	—	—	—	—
20 to 49 employees .....	1	D	D	D	D
50 to 99 employees .....	—	—	—	—	—
100 to 249 employees .....	1	D	D	D	D
250 to 499 employees .....	1	D	D	D	D
500 employees or more .....	1	D	D	D	D
<b>Culebra, PR</b> .....	<b>1</b>	<b>D</b>	<b>D</b>	<b>D</b>	<b>D</b>
Establishments with an average of—					
1 to 4 employees .....	—	—	—	—	—
5 to 9 employees .....	—	—	—	—	—
10 to 19 employees .....	—	—	—	—	—
20 to 49 employees .....	—	—	—	—	—
50 to 99 employees .....	—	—	—	—	—
100 to 249 employees .....	1	D	D	D	D
250 to 499 employees .....	—	—	—	—	—
500 employees or more .....	—	—	—	—	—
<b>Dorado, PR</b> .....	<b>22</b>	<b>2 473</b>	<b>49 449</b>	<b>248 961</b>	<b>333 384</b>
Establishments with an average of—					
1 to 4 employees .....	4	D	D	D	D
5 to 9 employees .....	5	35	335	1 109	2 224
10 to 19 employees .....	3	35	595	4 861	5 478
20 to 49 employees .....	2	D	D	D	D
50 to 99 employees .....	—	—	—	—	—
100 to 249 employees .....	5	952	20 638	171 581	196 355
250 to 499 employees .....	2	D	D	D	D
500 employees or more .....	1	D	D	D	D

**Table 2. Selected Statistics by Employment Size of Establishment for Municipios and Metropolitan Areas: 1997 and 1992—Con.**

[Detail may not add to total because of rounding. For meaning of abbreviations and symbols see introductory text. For explanation of terms, see Appendix A]

Geographic area and employment size of establishment	Establishments (number)	All employees+		Value added by manufacture (\$1,000)	Value of shipments (\$1,000)
		Total (number)	Payroll (\$1,000)		
<b>1992—Con.</b>					
<b>MUNICIPIOS—Con.</b>					
<b>Fajardo, PR</b> .....	<b>18</b>	<b>1 401</b>	<b>25 450</b>	<b>186 258</b>	<b>249 174</b>
Establishments with an average of—					
1 to 4 employees .....	6	11	109	771	1 402
5 to 9 employees .....	1	D	D	D	D
10 to 19 employees .....	2	D	D	D	D
20 to 49 employees .....	2	D	D	D	D
50 to 99 employees .....	2	D	D	D	D
100 to 249 employees .....	3	540	9 271	47 855	78 109
250 to 499 employees .....	2	D	D	D	D
500 employees or more .....	—	—	—	—	—
<b>Florida, PR</b> .....	<b>3</b>	<b>D</b>	<b>D</b>	<b>D</b>	<b>D</b>
Establishments with an average of—					
1 to 4 employees .....	1	D	D	D	D
5 to 9 employees .....	—	—	—	—	—
10 to 19 employees .....	—	—	—	—	—
20 to 49 employees .....	2	D	D	D	D
50 to 99 employees .....	—	—	—	—	—
100 to 249 employees .....	—	—	—	—	—
250 to 499 employees .....	—	—	—	—	—
500 employees or more .....	—	—	—	—	—
<b>Guánica, PR</b> .....	<b>7</b>	<b>733</b>	<b>9 500</b>	<b>49 147</b>	<b>82 112</b>
Establishments with an average of—					
1 to 4 employees .....	—	—	—	—	—
5 to 9 employees .....	1	D	D	D	D
10 to 19 employees .....	—	—	—	—	—
20 to 49 employees .....	3	134	1 222	2 408	3 086
50 to 99 employees .....	2	D	D	D	D
100 to 249 employees .....	—	—	—	—	—
250 to 499 employees .....	1	D	D	D	D
500 employees or more .....	—	—	—	—	—
<b>Guayama, PR</b> .....	<b>25</b>	<b>3 150</b>	<b>84 525</b>	<b>720 682</b>	<b>1 468 479</b>
Establishments with an average of—					
1 to 4 employees .....	11	D	D	D	D
5 to 9 employees .....	2	D	D	D	D
10 to 19 employees .....	1	D	D	D	D
20 to 49 employees .....	—	—	—	—	—
50 to 99 employees .....	1	D	D	D	D
100 to 249 employees .....	7	1 116	28 894	212 248	261 235
250 to 499 employees .....	1	D	D	D	D
500 employees or more .....	2	D	D	D	D
<b>Guayanilla, PR</b> .....	<b>3</b>	<b>D</b>	<b>D</b>	<b>D</b>	<b>D</b>
Establishments with an average of—					
1 to 4 employees .....	1	D	D	D	D
5 to 9 employees .....	—	—	—	—	—
10 to 19 employees .....	—	—	—	—	—
20 to 49 employees .....	2	D	D	D	D
50 to 99 employees .....	—	—	—	—	—
100 to 249 employees .....	—	—	—	—	—
250 to 499 employees .....	—	—	—	—	—
500 employees or more .....	—	—	—	—	—
<b>Guaynabo, PR</b> .....	<b>72</b>	<b>4 430</b>	<b>94 220</b>	<b>427 899</b>	<b>699 596</b>
Establishments with an average of—					
1 to 4 employees .....	18	37	300	1 734	3 635
5 to 9 employees .....	6	37	348	2 258	3 284
10 to 19 employees .....	21	287	4 670	20 728	38 905
20 to 49 employees .....	14	446	6 970	55 311	70 092
50 to 99 employees .....	5	351	4 267	12 554	27 180
100 to 249 employees .....	1	D	D	D	D
250 to 499 employees .....	5	1 759	45 322	222 369	383 891
500 employees or more .....	2	D	D	D	D
<b>Gurabo, PR</b> .....	<b>23</b>	<b>1 782</b>	<b>34 915</b>	<b>168 376</b>	<b>271 056</b>
Establishments with an average of—					
1 to 4 employees .....	3	D	D	D	D
5 to 9 employees .....	1	D	D	D	D
10 to 19 employees .....	—	—	—	—	—
20 to 49 employees .....	9	360	4 664	21 685	34 023
50 to 99 employees .....	4	D	D	D	D
100 to 249 employees .....	5	D	D	D	D
250 to 499 employees .....	1	D	D	D	D
500 employees or more .....	—	—	—	—	—

**Table 2. Selected Statistics by Employment Size of Establishment for Municipios and Metropolitan Areas: 1997 and 1992—Con.**

[Detail may not add to total because of rounding. For meaning of abbreviations and symbols see introductory text. For explanation of terms, see Appendix A]

Geographic area and employment size of establishment	Establishments (number)	All employees+		Value added by manufacture (\$1,000)	Value of shipments (\$1,000)
		Total (number)	Payroll (\$1,000)		
<b>1992—Con.</b>					
<b>MUNICIPIOS—Con.</b>					
<b>Hatillo, PR</b> .....	<b>20</b>	<b>D</b>	<b>D</b>	<b>D</b>	<b>D</b>
Establishments with an average of—					
1 to 4 employees .....	4	8	54	513	784
5 to 9 employees .....	4	24	172	576	973
10 to 19 employees .....	2	D	D	D	D
20 to 49 employees .....	5	D	D	D	D
50 to 99 employees .....	3	D	D	D	D
100 to 249 employees .....	1	D	D	D	D
250 to 499 employees .....	1	D	D	D	D
500 employees or more .....	—	—	—	—	—
<b>Hormigueros, PR</b> .....	<b>11</b>	<b>1 217</b>	<b>17 192</b>	<b>107 215</b>	<b>153 874</b>
Establishments with an average of—					
1 to 4 employees .....	1	D	D	D	D
5 to 9 employees .....	—	—	—	—	—
10 to 19 employees .....	1	D	D	D	D
20 to 49 employees .....	3	D	D	D	D
50 to 99 employees .....	2	D	D	D	D
100 to 249 employees .....	3	521	4 787	7 045	18 578
250 to 499 employees .....	1	D	D	D	D
500 employees or more .....	—	—	—	—	—
<b>Humacao, PR</b> .....	<b>45</b>	<b>4 836</b>	<b>109 986</b>	<b>1 116 668</b>	<b>1 865 001</b>
Establishments with an average of—					
1 to 4 employees .....	3	D	D	D	D
5 to 9 employees .....	11	85	867	4 967	6 642
10 to 19 employees .....	7	D	D	D	D
20 to 49 employees .....	4	D	D	D	D
50 to 99 employees .....	6	485	11 976	78 588	506 487
100 to 249 employees .....	8	D	D	D	D
250 to 499 employees .....	5	1 782	43 354	254 886	432 337
500 employees or more .....	1	D	D	D	D
<b>Isabela, PR</b> .....	<b>18</b>	<b>D</b>	<b>D</b>	<b>D</b>	<b>D</b>
Establishments with an average of—					
1 to 4 employees .....	7	10	39	137	366
5 to 9 employees .....	2	D	D	D	D
10 to 19 employees .....	1	D	D	D	D
20 to 49 employees .....	1	D	D	D	D
50 to 99 employees .....	1	D	D	D	D
100 to 249 employees .....	2	D	D	D	D
250 to 499 employees .....	2	D	D	D	D
500 employees or more .....	2	D	D	D	D
<b>Jayuya, PR</b> .....	<b>3</b>	<b>D</b>	<b>D</b>	<b>D</b>	<b>D</b>
Establishments with an average of—					
1 to 4 employees .....	1	D	D	D	D
5 to 9 employees .....	—	—	—	—	—
10 to 19 employees .....	—	—	—	—	—
20 to 49 employees .....	—	—	—	—	—
50 to 99 employees .....	1	D	D	D	D
100 to 249 employees .....	—	—	—	—	—
250 to 499 employees .....	1	D	D	D	D
500 employees or more .....	—	—	—	—	—
<b>Juana Díaz, PR</b> .....	<b>19</b>	<b>803</b>	<b>11 935</b>	<b>40 003</b>	<b>71 866</b>
Establishments with an average of—					
1 to 4 employees .....	6	D	D	D	D
5 to 9 employees .....	1	D	D	D	D
10 to 19 employees .....	2	D	D	D	D
20 to 49 employees .....	3	76	1 279	3 551	6 718
50 to 99 employees .....	5	349	5 480	17 663	30 840
100 to 249 employees .....	2	D	D	D	D
250 to 499 employees .....	—	—	—	—	—
500 employees or more .....	—	—	—	—	—
<b>Juncos, PR</b> .....	<b>16</b>	<b>1 039</b>	<b>17 479</b>	<b>87 543</b>	<b>126 891</b>
Establishments with an average of—					
1 to 4 employees .....	2	D	D	D	D
5 to 9 employees .....	2	D	D	D	D
10 to 19 employees .....	1	D	D	D	D
20 to 49 employees .....	5	D	D	D	D
50 to 99 employees .....	2	D	D	D	D
100 to 249 employees .....	3	433	6 827	38 481	50 049
250 to 499 employees .....	1	D	D	D	D
500 employees or more .....	—	—	—	—	—

**Table 2. Selected Statistics by Employment Size of Establishment for Municipios and Metropolitan Areas: 1997 and 1992—Con.**

[Detail may not add to total because of rounding. For meaning of abbreviations and symbols see introductory text. For explanation of terms, see Appendix A]

Geographic area and employment size of establishment	Establishments (number)	All employees+		Value added by manufacture (\$1,000)	Value of shipments (\$1,000)
		Total (number)	Payroll (\$1,000)		
<b>1992—Con.</b>					
<b>MUNICIPIOS—Con.</b>					
<b>Lajas, PR</b> .....	<b>12</b>	<b>1 049</b>	<b>8 469</b>	<b>32 555</b>	<b>39 845</b>
Establishments with an average of—					
1 to 4 employees .....	3	6	33	179	354
5 to 9 employees .....	1	D	D	D	D
10 to 19 employees .....	3	46	416	1 330	2 520
20 to 49 employees .....	3	D	D	D	D
50 to 99 employees .....	—	—	—	—	—
100 to 249 employees .....	1	D	D	D	D
250 to 499 employees .....	1	D	D	D	D
500 employees or more .....	1	D	D	D	D
<b>Lares, PR</b> .....	<b>3</b>	<b>D</b>	<b>D</b>	<b>D</b>	<b>D</b>
Establishments with an average of—					
1 to 4 employees .....	1	D	D	D	D
5 to 9 employees .....	—	—	—	—	—
10 to 19 employees .....	—	—	—	—	—
20 to 49 employees .....	1	D	D	D	D
50 to 99 employees .....	—	—	—	—	—
100 to 249 employees .....	1	D	D	D	D
250 to 499 employees .....	—	—	—	—	—
500 employees or more .....	—	—	—	—	—
<b>Las Marías, PR</b> .....	<b>4</b>	<b>D</b>	<b>D</b>	<b>D</b>	<b>D</b>
Establishments with an average of—					
1 to 4 employees .....	2	D	D	D	D
5 to 9 employees .....	—	—	—	—	—
10 to 19 employees .....	—	—	—	—	—
20 to 49 employees .....	—	—	—	—	—
50 to 99 employees .....	—	—	—	—	—
100 to 249 employees .....	—	—	—	—	—
250 to 499 employees .....	1	D	D	D	D
500 employees or more .....	1	D	D	D	D
<b>Las Piedras, PR</b> .....	<b>28</b>	<b>3 081</b>	<b>72 078</b>	<b>572 431</b>	<b>751 013</b>
Establishments with an average of—					
1 to 4 employees .....	7	14	244	2 132	4 210
5 to 9 employees .....	—	—	—	—	—
10 to 19 employees .....	1	D	D	D	D
20 to 49 employees .....	2	D	D	D	D
50 to 99 employees .....	6	385	6 423	46 025	52 053
100 to 249 employees .....	8	1 126	25 334	126 989	235 961
250 to 499 employees .....	3	D	D	D	D
500 employees or more .....	1	D	D	D	D
<b>Loíza, PR</b> .....	<b>3</b>	<b>187</b>	<b>2 809</b>	<b>9 620</b>	<b>10 003</b>
Establishments with an average of—					
1 to 4 employees .....	—	—	—	—	—
5 to 9 employees .....	—	—	—	—	—
10 to 19 employees .....	—	—	—	—	—
20 to 49 employees .....	1	D	D	D	D
50 to 99 employees .....	1	D	D	D	D
100 to 249 employees .....	1	D	D	D	D
250 to 499 employees .....	—	—	—	—	—
500 employees or more .....	—	—	—	—	—
<b>Luquillo, PR</b> .....	<b>12</b>	<b>746</b>	<b>10 583</b>	<b>63 969</b>	<b>102 566</b>
Establishments with an average of—					
1 to 4 employees .....	3	D	D	D	D
5 to 9 employees .....	1	D	D	D	D
10 to 19 employees .....	3	33	927	2 626	4 735
20 to 49 employees .....	1	D	D	D	D
50 to 99 employees .....	—	—	—	—	—
100 to 249 employees .....	4	674	9 226	59 155	95 321
250 to 499 employees .....	—	—	—	—	—
500 employees or more .....	—	—	—	—	—
<b>Manatí, PR</b> .....	<b>32</b>	<b>4 511</b>	<b>133 830</b>	<b>1 862 993</b>	<b>2 069 248</b>
Establishments with an average of—					
1 to 4 employees .....	8	D	D	D	D
5 to 9 employees .....	—	—	—	—	—
10 to 19 employees .....	6	D	D	D	D
20 to 49 employees .....	1	D	D	D	D
50 to 99 employees .....	2	D	D	D	D
100 to 249 employees .....	8	1 305	38 456	553 370	593 080
250 to 499 employees .....	4	1 162	36 589	724 667	772 626
500 employees or more .....	3	1 726	52 108	555 158	664 011

**Table 2. Selected Statistics by Employment Size of Establishment for Municipios and Metropolitan Areas: 1997 and 1992—Con.**

[Detail may not add to total because of rounding. For meaning of abbreviations and symbols see introductory text. For explanation of terms, see Appendix A]

Geographic area and employment size of establishment	Establishments (number)	All employees+		Value added by manufacture (\$1,000)	Value of shipments (\$1,000)
		Total (number)	Payroll (\$1,000)		
<b>1992—Con.</b>					
<b>MUNICIPIOS—Con.</b>					
<b>Maricao, PR</b> .....	<b>2</b>	<b>D</b>	<b>D</b>	<b>D</b>	<b>D</b>
Establishments with an average of—					
1 to 4 employees .....	—	—	—	—	—
5 to 9 employees .....	—	—	—	—	—
10 to 19 employees .....	—	—	—	—	—
20 to 49 employees .....	—	—	—	—	—
50 to 99 employees .....	1	D	D	D	D
100 to 249 employees .....	—	—	—	—	—
250 to 499 employees .....	—	—	—	—	—
500 employees or more .....	1	D	D	D	D
<b>Maunabo, PR</b> .....	<b>2</b>	<b>D</b>	<b>D</b>	<b>D</b>	<b>D</b>
Establishments with an average of—					
1 to 4 employees .....	1	D	D	D	D
5 to 9 employees .....	1	D	D	D	D
10 to 19 employees .....	—	—	—	—	—
20 to 49 employees .....	—	—	—	—	—
50 to 99 employees .....	—	—	—	—	—
100 to 249 employees .....	—	—	—	—	—
250 to 499 employees .....	—	—	—	—	—
500 employees or more .....	—	—	—	—	—
<b>Mayagüez, PR</b> .....	<b>68</b>	<b>11 131</b>	<b>149 215</b>	<b>944 381</b>	<b>1 307 439</b>
Establishments with an average of—					
1 to 4 employees .....	14	25	199	1 121	2 025
5 to 9 employees .....	10	D	D	D	D
10 to 19 employees .....	11	144	1 316	4 925	9 137
20 to 49 employees .....	6	209	4 033	52 606	62 304
50 to 99 employees .....	6	D	D	D	D
100 to 249 employees .....	10	1 698	24 789	73 781	132 416
250 to 499 employees .....	7	2 680	31 097	146 517	164 618
500 employees or more .....	4	5 881	81 076	409 508	659 649
<b>Moca, PR</b> .....	<b>13</b>	<b>D</b>	<b>D</b>	<b>D</b>	<b>D</b>
Establishments with an average of—					
1 to 4 employees .....	9	D	D	D	D
5 to 9 employees .....	1	D	D	D	D
10 to 19 employees .....	—	—	—	—	—
20 to 49 employees .....	—	—	—	—	—
50 to 99 employees .....	1	D	D	D	D
100 to 249 employees .....	1	D	D	D	D
250 to 499 employees .....	—	—	—	—	—
500 employees or more .....	1	D	D	D	D
<b>Morovis, PR</b> .....	<b>8</b>	<b>669</b>	<b>5 966</b>	<b>21 181</b>	<b>25 382</b>
Establishments with an average of—					
1 to 4 employees .....	2	D	D	D	D
5 to 9 employees .....	1	D	D	D	D
10 to 19 employees .....	2	D	D	D	D
20 to 49 employees .....	1	D	D	D	D
50 to 99 employees .....	—	—	—	—	—
100 to 249 employees .....	1	D	D	D	D
250 to 499 employees .....	1	D	D	D	D
500 employees or more .....	—	—	—	—	—
<b>Naguabo, PR</b> .....	<b>8</b>	<b>504</b>	<b>7 715</b>	<b>36 502</b>	<b>56 791</b>
Establishments with an average of—					
1 to 4 employees .....	1	D	D	D	D
5 to 9 employees .....	—	—	—	—	—
10 to 19 employees .....	2	D	D	D	D
20 to 49 employees .....	2	D	D	D	D
50 to 99 employees .....	2	D	D	D	D
100 to 249 employees .....	—	—	—	—	—
250 to 499 employees .....	1	D	D	D	D
500 employees or more .....	—	—	—	—	—
<b>Naranjito, PR</b> .....	<b>14</b>	<b>316</b>	<b>2 362</b>	<b>9 287</b>	<b>13 324</b>
Establishments with an average of—					
1 to 4 employees .....	6	13	96	799	1 207
5 to 9 employees .....	1	D	D	D	D
10 to 19 employees .....	3	D	D	D	D
20 to 49 employees .....	2	D	D	D	D
50 to 99 employees .....	2	D	D	D	D
100 to 249 employees .....	—	—	—	—	—
250 to 499 employees .....	—	—	—	—	—
500 employees or more .....	—	—	—	—	—

**Table 2. Selected Statistics by Employment Size of Establishment for Municipios and Metropolitan Areas: 1997 and 1992—Con.**

[Detail may not add to total because of rounding. For meaning of abbreviations and symbols see introductory text. For explanation of terms, see Appendix A]

Geographic area and employment size of establishment	Establishments (number)	All employees+		Value added by manufacture (\$1,000)	Value of shipments (\$1,000)
		Total (number)	Payroll (\$1,000)		
<b>1992—Con.</b>					
<b>MUNICIPIOS—Con.</b>					
<b>Orocovis, PR</b> .....	<b>4</b>	<b>D</b>	<b>D</b>	<b>D</b>	<b>D</b>
Establishments with an average of—					
1 to 4 employees .....	1	D	D	D	D
5 to 9 employees .....	—	—	—	—	—
10 to 19 employees .....	1	D	D	D	D
20 to 49 employees .....	1	D	D	D	D
50 to 99 employees .....	—	—	—	—	—
100 to 249 employees .....	1	D	D	D	D
250 to 499 employees .....	—	—	—	—	—
500 employees or more .....	—	—	—	—	—
<b>Patillas, PR</b> .....	<b>8</b>	<b>386</b>	<b>5 483</b>	<b>21 631</b>	<b>33 666</b>
Establishments with an average of—					
1 to 4 employees .....	3	6	25	140	262
5 to 9 employees .....	—	—	—	—	—
10 to 19 employees .....	2	D	D	D	D
20 to 49 employees .....	2	D	D	D	D
50 to 99 employees .....	—	—	—	—	—
100 to 249 employees .....	—	—	—	—	—
250 to 499 employees .....	1	D	D	D	D
500 employees or more .....	—	—	—	—	—
<b>Peñuelas, PR</b> .....	<b>10</b>	<b>586</b>	<b>7 687</b>	<b>86 895</b>	<b>89 793</b>
Establishments with an average of—					
1 to 4 employees .....	3	D	D	D	D
5 to 9 employees .....	1	D	D	D	D
10 to 19 employees .....	1	D	D	D	D
20 to 49 employees .....	3	D	D	D	D
50 to 99 employees .....	—	—	—	—	—
100 to 249 employees .....	1	D	D	D	D
250 to 499 employees .....	1	D	D	D	D
500 employees or more .....	—	—	—	—	—
<b>Ponce, PR</b> .....	<b>129</b>	<b>10 342</b>	<b>147 586</b>	<b>843 963</b>	<b>1 368 068</b>
Establishments with an average of—					
1 to 4 employees .....	35	D	D	D	D
5 to 9 employees .....	22	D	D	D	D
10 to 19 employees .....	23	D	D	D	D
20 to 49 employees .....	17	516	6 918	36 022	47 575
50 to 99 employees .....	9	631	9 867	50 456	90 390
100 to 249 employees .....	10	D	D	D	D
250 to 499 employees .....	9	3 397	50 923	281 813	445 962
500 employees or more .....	4	3 677	51 934	294 667	492 216
<b>Quebradillas, PR</b> .....	<b>13</b>	<b>D</b>	<b>D</b>	<b>D</b>	<b>D</b>
Establishments with an average of—					
1 to 4 employees .....	7	13	105	403	934
5 to 9 employees .....	—	—	—	—	—
10 to 19 employees .....	2	D	D	D	D
20 to 49 employees .....	2	D	D	D	D
50 to 99 employees .....	—	—	—	—	—
100 to 249 employees .....	1	D	D	D	D
250 to 499 employees .....	—	—	—	—	—
500 employees or more .....	1	D	D	D	D
<b>Rincón, PR</b> .....	<b>6</b>	<b>D</b>	<b>D</b>	<b>D</b>	<b>D</b>
Establishments with an average of—					
1 to 4 employees .....	—	—	—	—	—
5 to 9 employees .....	—	—	—	—	—
10 to 19 employees .....	—	—	—	—	—
20 to 49 employees .....	1	D	D	D	D
50 to 99 employees .....	2	D	D	D	D
100 to 249 employees .....	2	D	D	D	D
250 to 499 employees .....	1	D	D	D	D
500 employees or more .....	—	—	—	—	—
<b>Río Grande, PR</b> .....	<b>16</b>	<b>1 464</b>	<b>19 760</b>	<b>82 474</b>	<b>128 335</b>
Establishments with an average of—					
1 to 4 employees .....	2	D	D	D	D
5 to 9 employees .....	2	D	D	D	D
10 to 19 employees .....	3	46	615	1 304	3 252
20 to 49 employees .....	3	D	D	D	D
50 to 99 employees .....	2	D	D	D	D
100 to 249 employees .....	1	D	D	D	D
250 to 499 employees .....	3	924	13 260	50 452	87 011
500 employees or more .....	—	—	—	—	—



**Table 2. Selected Statistics by Employment Size of Establishment for Municipios and Metropolitan Areas: 1997 and 1992—Con.**

[Detail may not add to total because of rounding. For meaning of abbreviations and symbols see introductory text. For explanation of terms, see Appendix A]

Geographic area and employment size of establishment	Establishments (number)	All employees+		Value added by manufacture (\$1,000)	Value of shipments (\$1,000)
		Total (number)	Payroll (\$1,000)		
<b>1992—Con.</b>					
<b>MUNICIPIOS—Con.</b>					
<b>Sabana Grande, PR</b> .....	<b>13</b>	<b>D</b>	<b>D</b>	<b>D</b>	<b>D</b>
Establishments with an average of—					
1 to 4 employees .....	6	12	77	469	790
5 to 9 employees .....	—	—	—	—	—
10 to 19 employees .....	3	42	334	481	1 004
20 to 49 employees .....	—	—	—	—	—
50 to 99 employees .....	1	D	D	D	D
100 to 249 employees .....	2	D	D	D	D
250 to 499 employees .....	—	—	—	—	—
500 employees or more .....	1	D	D	D	D
<b>Salinas, PR</b> .....	<b>12</b>	<b>603</b>	<b>7 931</b>	<b>42 928</b>	<b>58 569</b>
Establishments with an average of—					
1 to 4 employees .....	1	D	D	D	D
5 to 9 employees .....	1	D	D	D	D
10 to 19 employees .....	1	D	D	D	D
20 to 49 employees .....	4	107	1 185	7 030	10 901
50 to 99 employees .....	2	D	D	D	D
100 to 249 employees .....	3	350	5 532	30 724	41 121
250 to 499 employees .....	—	—	—	—	—
500 employees or more .....	—	—	—	—	—
<b>San Germán, PR</b> .....	<b>19</b>	<b>2 039</b>	<b>43 952</b>	<b>254 988</b>	<b>399 054</b>
Establishments with an average of—					
1 to 4 employees .....	5	D	D	D	D
5 to 9 employees .....	2	D	D	D	D
10 to 19 employees .....	3	D	D	D	D
20 to 49 employees .....	3	D	D	D	D
50 to 99 employees .....	1	D	D	D	D
100 to 249 employees .....	2	D	D	D	D
250 to 499 employees .....	1	D	D	D	D
500 employees or more .....	2	D	D	D	D
<b>San Juan, PR</b> .....	<b>393</b>	<b>9 680</b>	<b>147 783</b>	<b>629 910</b>	<b>1 052 638</b>
Establishments with an average of—					
1 to 4 employees .....	175	D	D	D	D
5 to 9 employees .....	56	364	4 021	18 192	32 493
10 to 19 employees .....	61	851	10 896	47 830	80 974
20 to 49 employees .....	63	1 937	23 343	105 214	173 359
50 to 99 employees .....	18	1 260	20 495	108 418	139 128
100 to 249 employees .....	15	2 248	43 759	203 221	333 990
250 to 499 employees .....	3	828	16 786	64 559	88 952
500 employees or more .....	2	D	D	D	D
<b>San Lorenzo, PR</b> .....	<b>20</b>	<b>2 021</b>	<b>27 092</b>	<b>103 795</b>	<b>159 796</b>
Establishments with an average of—					
1 to 4 employees .....	6	D	D	D	D
5 to 9 employees .....	4	D	D	D	D
10 to 19 employees .....	1	D	D	D	D
20 to 49 employees .....	2	D	D	D	D
50 to 99 employees .....	3	186	4 565	47 507	61 012
100 to 249 employees .....	—	—	—	—	—
250 to 499 employees .....	3	1 116	16 181	40 433	63 341
500 employees or more .....	1	D	D	D	D
<b>San Sebastián, PR</b> .....	<b>21</b>	<b>1 334</b>	<b>16 109</b>	<b>94 229</b>	<b>130 501</b>
Establishments with an average of—					
1 to 4 employees .....	8	13	204	1 117	2 005
5 to 9 employees .....	2	D	D	D	D
10 to 19 employees .....	4	63	352	1 369	2 411
20 to 49 employees .....	4	96	692	4 088	7 308
50 to 99 employees .....	1	D	D	D	D
100 to 249 employees .....	—	—	—	—	—
250 to 499 employees .....	—	—	—	—	—
500 employees or more .....	2	D	D	D	D
<b>Santa Isabel, PR</b> .....	<b>8</b>	<b>1 047</b>	<b>14 402</b>	<b>59 020</b>	<b>109 620</b>
Establishments with an average of—					
1 to 4 employees .....	3	D	D	D	D
5 to 9 employees .....	—	—	—	—	—
10 to 19 employees .....	—	—	—	—	—
20 to 49 employees .....	2	D	D	D	D
50 to 99 employees .....	—	—	—	—	—
100 to 249 employees .....	1	D	D	D	D
250 to 499 employees .....	2	D	D	D	D
500 employees or more .....	—	—	—	—	—

**Table 2. Selected Statistics by Employment Size of Establishment for Municipios and Metropolitan Areas: 1997 and 1992—Con.**

[Detail may not add to total because of rounding. For meaning of abbreviations and symbols see introductory text. For explanation of terms, see Appendix A]

Geographic area and employment size of establishment	Establishments (number)	All employees+		Value added by manufacture (\$1,000)	Value of shipments (\$1,000)
		Total (number)	Payroll (\$1,000)		
<b>1992—Con.</b>					
<b>MUNICIPIOS—Con.</b>					
<b>Toa Alta, PR</b> .....	<b>18</b>	<b>808</b>	<b>7 862</b>	<b>29 906</b>	<b>48 201</b>
Establishments with an average of—					
1 to 4 employees .....	5	D	D	D	D
5 to 9 employees .....	—	—	—	—	—
10 to 19 employees .....	5	75	677	5 321	6 132
20 to 49 employees .....	5	155	1 461	4 159	6 359
50 to 99 employees .....	—	—	—	—	—
100 to 249 employees .....	3	D	D	D	D
250 to 499 employees .....	—	—	—	—	—
500 employees or more .....	—	—	—	—	—
<b>Toa Baja, PR</b> .....	<b>62</b>	<b>3 085</b>	<b>44 802</b>	<b>209 919</b>	<b>323 357</b>
Establishments with an average of—					
1 to 4 employees .....	13	29	231	1 150	1 851
5 to 9 employees .....	5	D	D	D	D
10 to 19 employees .....	12	D	D	D	D
20 to 49 employees .....	20	616	8 534	38 053	55 101
50 to 99 employees .....	7	474	7 228	31 385	56 203
100 to 249 employees .....	3	455	6 039	19 727	38 846
250 to 499 employees .....	—	—	—	—	—
500 employees or more .....	2	D	D	D	D
<b>Trujillo Alto, PR</b> .....	<b>28</b>	<b>622</b>	<b>8 826</b>	<b>29 374</b>	<b>45 201</b>
Establishments with an average of—					
1 to 4 employees .....	13	D	D	D	D
5 to 9 employees .....	4	25	304	1 545	2 548
10 to 19 employees .....	3	41	615	4 359	6 473
20 to 49 employees .....	4	113	1 377	5 196	6 492
50 to 99 employees .....	3	167	2 926	9 763	12 841
100 to 249 employees .....	—	—	—	—	—
250 to 499 employees .....	1	D	D	D	D
500 employees or more .....	—	—	—	—	—
<b>Utua, PR</b> .....	<b>13</b>	<b>359</b>	<b>3 238</b>	<b>12 574</b>	<b>14 626</b>
Establishments with an average of—					
1 to 4 employees .....	2	D	D	D	D
5 to 9 employees .....	4	D	D	D	D
10 to 19 employees .....	3	40	339	2 776	2 992
20 to 49 employees .....	1	D	D	D	D
50 to 99 employees .....	2	D	D	D	D
100 to 249 employees .....	1	D	D	D	D
250 to 499 employees .....	—	—	—	—	—
500 employees or more .....	—	—	—	—	—
<b>Vega Alta, PR</b> .....	<b>22</b>	<b>1 859</b>	<b>33 522</b>	<b>106 347</b>	<b>195 809</b>
Establishments with an average of—					
1 to 4 employees .....	2	D	D	D	D
5 to 9 employees .....	3	D	D	D	D
10 to 19 employees .....	2	D	D	D	D
20 to 49 employees .....	7	198	2 411	13 990	31 603
50 to 99 employees .....	2	D	D	D	D
100 to 249 employees .....	4	614	11 009	37 947	63 430
250 to 499 employees .....	2	D	D	D	D
500 employees or more .....	—	—	—	—	—
<b>Vega Baja, PR</b> .....	<b>21</b>	<b>3 729</b>	<b>74 741</b>	<b>518 487</b>	<b>862 777</b>
Establishments with an average of—					
1 to 4 employees .....	3	D	D	D	D
5 to 9 employees .....	2	D	D	D	D
10 to 19 employees .....	4	58	483	2 466	2 583
20 to 49 employees .....	1	D	D	D	D
50 to 99 employees .....	2	D	D	D	D
100 to 249 employees .....	5	D	D	D	D
250 to 499 employees .....	2	D	D	D	D
500 employees or more .....	2	D	D	D	D
<b>Vieques, PR</b> .....	<b>5</b>	<b>D</b>	<b>D</b>	<b>D</b>	<b>D</b>
Establishments with an average of—					
1 to 4 employees .....	2	D	D	D	D
5 to 9 employees .....	—	—	—	—	—
10 to 19 employees .....	1	D	D	D	D
20 to 49 employees .....	—	—	—	—	—
50 to 99 employees .....	1	D	D	D	D
100 to 249 employees .....	1	D	D	D	D
250 to 499 employees .....	—	—	—	—	—
500 employees or more .....	—	—	—	—	—

**Table 2. Selected Statistics by Employment Size of Establishment for Municipios and Metropolitan Areas: 1997 and 1992—Con.**

[Detail may not add to total because of rounding. For meaning of abbreviations and symbols see introductory text. For explanation of terms, see Appendix A]

Geographic area and employment size of establishment	Establishments (number)	All employees+		Value added by manufacture (\$1,000)	Value of shipments (\$1,000)
		Total (number)	Payroll (\$1,000)		
<b>1992—Con.</b>					
<b>MUNICIPIOS—Con.</b>					
<b>Villalba, PR</b> .....	<b>6</b>	<b>D</b>	<b>D</b>	<b>D</b>	<b>D</b>
Establishments with an average of—					
1 to 4 employees .....	2	D	D	D	D
5 to 9 employees .....	1	D	D	D	D
10 to 19 employees .....	—	—	—	—	—
20 to 49 employees .....	1	D	D	D	D
50 to 99 employees .....	—	—	—	—	—
100 to 249 employees .....	1	D	D	D	D
250 to 499 employees .....	1	D	D	D	D
500 employees or more .....	—	—	—	—	—
<b>Yabucoa, PR</b> .....	<b>14</b>	<b>D</b>	<b>D</b>	<b>D</b>	<b>D</b>
Establishments with an average of—					
1 to 4 employees .....	4	8	52	156	496
5 to 9 employees .....	1	D	D	D	D
10 to 19 employees .....	2	D	D	D	D
20 to 49 employees .....	—	—	—	—	—
50 to 99 employees .....	3	D	D	D	D
100 to 249 employees .....	2	D	D	D	D
250 to 499 employees .....	1	D	D	D	D
500 employees or more .....	1	D	D	D	D
<b>Yauco, PR</b> .....	<b>20</b>	<b>930</b>	<b>12 157</b>	<b>24 055</b>	<b>47 877</b>
Establishments with an average of—					
1 to 4 employees .....	9	21	92	277	633
5 to 9 employees .....	4	27	172	925	1 669
10 to 19 employees .....	1	D	D	D	D
20 to 49 employees .....	1	D	D	D	D
50 to 99 employees .....	2	D	D	D	D
100 to 249 employees .....	2	D	D	D	D
250 to 499 employees .....	1	D	D	D	D
500 employees or more .....	—	—	—	—	—

Note: The 1992 data was not re-tabulated for the 1997 MSAs because of disclosure considerations caused by the new definition.

**Table 3. Selected Statistics for Establishments by Major Group for Metropolitan Areas: 1997**

[Detail may not add to total because of rounding. For meaning of abbreviations and symbols, see introductory text. For explanation of terms, see Appendix A]

SIC code	Major group and metropolitan area	Estab-lish-ments (number)	Proprietors and partners (number)	Unpaid family workers (number)	All employees+		Production workers		Value added by manufacture (\$1,000)	Cost of materials (\$1,000)	Value of shipments (\$1,000)
					Total (number)	Payroll (\$1,000)	Average for the year (number)	Wages (\$1,000)			
	<b>Puerto Rico</b> .....	<b>2 092</b>	<b>601</b>	<b>108</b>	<b>163 605</b>	<b>3 318 862</b>	<b>126 580</b>	<b>2 087 129</b>	<b>36 426 559</b>	<b>10 343 299</b>	<b>46 875 995</b>
20	Food and kindred products .....	287	94	14	18 094	351 826	12 534	217 854	3 531 542	1 803 389	5 332 954
21	Tobacco products .....	4	D	-	-	D	D	D	D	D	D
22	Textile mill products .....	20	8	2	2 555	31 872	2 372	27 823	88 871	37 925	129 403
23	Apparel and other textile products .....	223	55	15	21 818	232 521	19 816	186 400	678 159	404 493	1 079 676
24	Lumber and wood products .....	117	D	D	g	D	g	D	D	D	D
25	Furniture and fixtures .....	146	65	7	2 472	29 659	2 010	22 612	96 817	68 687	164 696
26	Paper and allied products .....	41	2	1	2 152	42 773	1 849	31 456	162 318	120 756	283 326
27	Printing and publishing .....	208	93	27	6 469	126 166	5 315	92 612	430 227	283 899	712 753
28	Chemicals and allied products .....	186	11	2	37 860	1 149 498	24 428	582 167	21 392 844	3 918 796	25 418 347
29	Petroleum and coal products .....	28	-	3	1 555	48 571	944	27 796	848 676	378 763	1 219 881
30	Rubber and miscellaneous plastics products ...	71	5	1	4 924	86 935	3 846	58 939	376 623	235 817	612 657
31	Leather and leather products .....	25	4	-	5 752	80 296	5 077	64 821	218 489	205 236	426 102
32	Stone, clay, and glass products .....	159	37	5	5 298	105 978	4 213	76 139	565 171	160 728	726 497
33	Primary metal industries .....	24	7	1	727	13 176	585	8 069	76 506	36 890	110 867
34	Fabricated metal products .....	229	87	11	6 048	90 851	4 927	64 550	404 836	213 587	622 875
35	Industrial machinery and equipment .....	78	29	5	4 301	106 766	3 208	72 300	2 665 239	261 965	2 940 021
36	Electronic and other electric equipment .....	87	6	1	24 931	455 767	20 619	317 037	2 896 516	1 470 920	4 360 154
37	Transportation equipment .....	34	9	2	1 484	26 890	1 143	14 405	117 507	46 508	165 779
38	Instruments and related products .....	64	3	-	12 260	254 923	9 642	166 481	1 521 030	556 012	2 076 645
39	Miscellaneous manufacturing industries .....	61	18	3	2 208	38 704	1 713	23 978	163 802	54 881	217 551
	<b>Aguadilla MSA</b> .....	<b>94</b>	<b>43</b>	<b>9</b>	<b>9 589</b>	<b>182 436</b>	<b>7 662</b>	<b>118 078</b>	<b>2 866 071</b>	<b>433 556</b>	<b>3 301 135</b>
20	Food and kindred products .....	18	8	2	641	11 093	378	5 802	70 242	32 330	102 344
21	Tobacco products .....	-	-	-	-	-	-	-	-	-	-
22	Textile mill products .....	-	-	-	-	-	-	-	-	-	-
23	Apparel and other textile products .....	6	2	-	683	6 346	633	5 114	9 993	10 989	20 728
24	Lumber and wood products .....	7	7	-	14	70	11	65	160	221	382
25	Furniture and fixtures .....	13	7	1	384	4 577	329	3 802	13 366	11 057	24 371
26	Paper and allied products .....	-	-	-	-	-	-	-	-	-	-
27	Printing and publishing .....	6	5	5	29	266	24	224	1 112	302	1 414
28	Chemicals and allied products .....	3	-	-	735	18 284	459	6 530	63 378	28 559	93 047
29	Petroleum and coal products .....	1	-	-	c	D	c	D	D	D	D
30	Rubber and miscellaneous plastics products ...	3	-	-	92	1 056	80	859	4 694	4 577	9 321
31	Leather and leather products .....	5	D	-	g	D	f	D	D	D	D
32	Stone, clay, and glass products .....	6	3	-	95	1 102	80	896	5 184	1 098	6 313
33	Primary metal industries .....	-	-	-	-	-	-	-	-	-	-
34	Fabricated metal products .....	9	6	1	70	658	49	431	4 773	1 667	6 414
35	Industrial machinery and equipment .....	6	D	-	g	D	g	D	D	D	D
36	Electronic and other electric equipment .....	7	-	-	3 497	54 220	2 813	37 511	270 824	228 247	490 996
37	Transportation equipment .....	-	-	-	-	-	-	-	-	-	-
38	Instruments and related products .....	1	-	-	c	D	c	D	D	D	D
39	Miscellaneous manufacturing industries .....	3	D	-	e	D	e	D	D	D	D
	<b>Mayagüez MSA</b> .....	<b>147</b>	<b>49</b>	<b>13</b>	<b>20 960</b>	<b>347 988</b>	<b>17 118</b>	<b>273 963</b>	<b>3 952 930</b>	<b>838 032</b>	<b>4 819 128</b>
20	Food and kindred products .....	27	14	-	5 072	72 871	3 813	63 623	497 069	123 168	619 508
21	Tobacco products .....	-	-	-	-	-	-	-	-	-	-
22	Textile mill products .....	-	-	-	-	-	-	-	-	-	-
23	Apparel and other textile products .....	21	4	2	4 197	43 103	3 698	32 553	121 859	57 586	177 316
24	Lumber and wood products .....	13	9	2	117	871	101	716	3 150	2 162	5 314
25	Furniture and fixtures .....	6	3	2	75	650	63	459	1 224	1 924	3 182
26	Paper and allied products .....	2	-	-	b	D	b	D	D	D	D
27	Printing and publishing .....	11	5	-	147	1 795	130	1 436	5 377	2 682	8 278
28	Chemicals and allied products .....	9	-	-	1 831	58 450	1 422	45 452	2 569 274	305 794	2 908 518
29	Petroleum and coal products .....	3	-	D	b	D	b	D	D	D	D
30	Rubber and miscellaneous plastics products ...	2	D	D	b	D	b	D	D	D	D
31	Leather and leather products .....	-	-	-	-	-	-	-	-	-	-
32	Stone, clay, and glass products .....	13	2	-	855	15 172	686	12 133	87 775	8 770	96 614
33	Primary metal industries .....	-	-	-	-	-	-	-	-	-	-
34	Fabricated metal products .....	13	7	3	508	10 428	330	6 755	80 808	11 454	94 663
35	Industrial machinery and equipment .....	3	D	-	c	D	c	D	D	D	D
36	Electronic and other electric equipment .....	8	-	-	g	D	g	D	D	D	D
37	Transportation equipment .....	3	D	-	b	D	b	D	D	D	D
38	Instruments and related products .....	11	-	-	5 388	101 899	4 520	77 296	329 816	150 923	480 371
39	Miscellaneous manufacturing industries .....	2	-	-	c	D	c	D	D	D	D
	<b>Ponce MSA</b> .....	<b>159</b>	<b>51</b>	<b>10</b>	<b>9 298</b>	<b>173 672</b>	<b>7 218</b>	<b>103 771</b>	<b>1 112 725</b>	<b>437 541</b>	<b>1 550 983</b>
20	Food and kindred products .....	18	3	2	954	18 932	607	8 645	118 099	42 383	157 292
21	Tobacco products .....	-	-	-	-	-	-	-	-	-	-
22	Textile mill products .....	1	-	-	b	D	b	D	D	D	D
23	Apparel and other textile products .....	11	-	-	1 215	12 052	1 129	10 236	41 186	8 683	50 732
24	Lumber and wood products .....	13	9	2	46	416	41	388	1 010	1 345	2 386
25	Furniture and fixtures .....	12	8	-	87	709	70	482	2 336	1 706	4 021
26	Paper and allied products .....	4	D	-	c	D	c	D	D	D	D
27	Printing and publishing .....	11	5	3	110	1 622	97	1 104	5 026	3 065	8 125
28	Chemicals and allied products .....	11	D	D	f	D	e	D	D	D	D
29	Petroleum and coal products .....	2	-	-	b	D	b	D	D	D	D
30	Rubber and miscellaneous plastics products ...	5	D	-	b	D	b	D	D	D	D
31	Leather and leather products .....	-	-	-	-	-	-	-	-	-	-
32	Stone, clay, and glass products .....	21	6	-	935	22 136	745	12 521	108 018	40 833	150 705
33	Primary metal industries .....	-	-	-	-	-	-	-	-	-	-
34	Fabricated metal products .....	24	12	-	304	3 639	268	2 919	14 684	7 053	21 565
35	Industrial machinery and equipment .....	6	2	-	77	973	60	775	7 023	3 798	10 812
36	Electronic and other electric equipment .....	5	-	-	1 894	36 542	1 454	19 762	242 377	172 992	414 350
37	Transportation equipment .....	4	1	-	556	8 792	379	3 716	42 055	22 942	65 179
38	Instruments and related products .....	6	-	-	1 954	43 219	1 517	28 763	424 597	67 266	494 922
39	Miscellaneous manufacturing industries .....	5	-	-	c	D	c	D	D	D	D

**Table 3. Selected Statistics for Establishments by Major Group for Metropolitan Areas: 1997—**  
**Con.**

[Detail may not add to total because of rounding. For meaning of abbreviations and symbols, see introductory text. For explanation of terms, see Appendix A]

SIC code	Major group and metropolitan area	Estab- lish- ments (number)	Proprietors and partners (number)	Unpaid family workers (number)	All employees+		Production workers		Value added by manufacture (\$1,000)	Cost of materials (\$1,000)	Value of shipments (\$1,000)
					Total (number)	Payroll (\$1,000)	Average for the year (number)	Wages (\$1,000)			
	<b>San Juan-Caguas-Arecibo CMSA</b> . . . . .	<b>1 477</b>	<b>389</b>	<b>65</b>	<b>99 397</b>	<b>2 196 684</b>	<b>75 390</b>	<b>1 311 330</b>	<b>23 814 000</b>	<b>7 659 703</b>	<b>31 558 937</b>
20	Food and kindred products . . . . .	193	58	9	9 807	222 303	6 446	120 239	2 704 620	1 557 161	4 263 671
21	Tobacco products . . . . .	4	D	—	g	D	g	D	D	D	D
22	Textile mill products . . . . .	13	D	D	f	D	f	D	D	D	D
23	Apparel and other textile products . . . . .	151	35	5	12 340	128 267	11 224	102 888	394 875	256 678	649 287
24	Lumber and wood products . . . . .	70	34	2	992	10 108	882	8 118	50 092	22 348	72 379
25	Furniture and fixtures . . . . .	108	43	4	1 875	23 439	1 508	17 612	79 265	53 660	132 162
26	Paper and allied products . . . . .	31	—	—	1 791	35 281	1 553	26 539	125 383	92 638	218 002
27	Printing and publishing . . . . .	170	70	19	6 130	121 960	5 027	89 517	417 524	276 702	692 606
28	Chemicals and allied products . . . . .	141	8	—	27 193	900 304	16 887	434 427	15 330 117	3 209 114	18 626 934
29	Petroleum and coal products . . . . .	18	—	—	830	26 889	460	14 526	497 128	298 603	789 686
30	Rubber and miscellaneous plastics products . . . . .	53	3	—	3 593	67 980	2 814	45 878	310 122	192 657	503 562
31	Leather and leather products . . . . .	16	3	—	2 700	42 991	2 484	35 329	89 380	97 955	188 487
32	Stone, clay, and glass products . . . . .	101	22	5	3 211	65 070	2 529	48 593	347 929	102 942	449 561
33	Primary metal industries . . . . .	23	D	D	f	D	f	D	D	D	D
34	Fabricated metal products . . . . .	162	53	7	4 624	67 991	3 814	48 121	267 078	161 015	431 224
35	Industrial machinery and equipment . . . . .	52	D	D	g	D	g	D	D	D	D
36	Electronic and other electric equipment . . . . .	57	4	1	14 362	280 052	12 131	198 080	1 972 691	803 193	2 778 533
37	Transportation equipment . . . . .	25	6	2	836	16 947	684	9 818	72 698	21 303	95 055
38	Instruments and related products . . . . .	41	3	—	3 796	86 630	2 750	46 082	686 592	280 269	964 358
39	Miscellaneous manufacturing industries . . . . .	48	15	3	1 006	16 236	750	10 006	74 548	32 703	105 719
	<b>Arecibo PMSA</b> . . . . .	<b>69</b>	<b>27</b>	<b>11</b>	<b>6 005</b>	<b>120 137</b>	<b>5 154</b>	<b>84 587</b>	<b>1 552 706</b>	<b>346 500</b>	<b>1 901 851</b>
20	Food and kindred products . . . . .	18	13	6	561	10 167	436	5 676	46 712	60 849	109 060
21	Tobacco products . . . . .	—	—	—	—	—	—	—	—	—	—
22	Textile mill products . . . . .	1	—	—	e	D	e	D	D	D	D
23	Apparel and other textile products . . . . .	5	1	—	122	1 754	111	1 340	4 211	2 533	6 761
24	Lumber and wood products . . . . .	1	—	—	a	D	a	D	D	D	D
25	Furniture and fixtures . . . . .	4	3	—	45	343	33	271	844	670	1 504
26	Paper and allied products . . . . .	4	—	—	e	D	e	D	D	D	D
27	Printing and publishing . . . . .	3	2	1	16	198	13	153	715	483	1 198
28	Chemicals and allied products . . . . .	2	—	—	g	D	f	D	D	D	D
29	Petroleum and coal products . . . . .	2	—	—	b	D	a	D	D	D	D
30	Rubber and miscellaneous plastics products . . . . .	4	—	—	f	D	f	D	D	D	D
31	Leather and leather products . . . . .	3	—	—	g	D	g	D	D	D	D
32	Stone, clay, and glass products . . . . .	7	3	3	96	1 412	86	1 281	5 187	3 873	9 062
33	Primary metal industries . . . . .	2	D	D	a	D	a	D	D	D	D
34	Fabricated metal products . . . . .	5	1	—	124	1 984	116	1 878	10 534	1 623	12 281
35	Industrial machinery and equipment . . . . .	3	D	—	f	D	e	D	D	D	D
36	Electronic and other electric equipment . . . . .	2	—	—	f	D	f	D	D	D	D
37	Transportation equipment . . . . .	1	—	—	b	D	b	D	D	D	D
38	Instruments and related products . . . . .	—	—	—	—	—	—	—	—	—	—
39	Miscellaneous manufacturing industries . . . . .	2	—	—	b	D	b	D	D	D	D
	<b>Caguas PMSA</b> . . . . .	<b>219</b>	<b>52</b>	<b>6</b>	<b>17 034</b>	<b>377 118</b>	<b>13 024</b>	<b>228 662</b>	<b>5 506 327</b>	<b>1 785 772</b>	<b>7 304 053</b>
20	Food and kindred products . . . . .	24	4	—	1 402	38 873	1 002	22 615	1 777 293	979 077	2 756 891
21	Tobacco products . . . . .	1	—	—	f	D	f	D	D	D	D
22	Textile mill products . . . . .	2	D	D	a	D	a	D	D	D	D
23	Apparel and other textile products . . . . .	29	5	—	2 684	27 395	2 441	21 981	70 958	29 597	103 868
24	Lumber and wood products . . . . .	15	D	—	b	D	b	D	D	D	D
25	Furniture and fixtures . . . . .	22	9	—	699	7 909	577	6 230	24 885	14 353	38 682
26	Paper and allied products . . . . .	4	—	—	e	D	e	D	D	D	D
27	Printing and publishing . . . . .	16	4	1	257	4 557	229	3 348	13 745	8 917	22 440
28	Chemicals and allied products . . . . .	25	D	—	i	D	h	D	D	D	D
29	Petroleum and coal products . . . . .	—	—	—	—	—	—	—	—	—	—
30	Rubber and miscellaneous plastics products . . . . .	11	D	—	g	D	f	D	D	D	D
31	Leather and leather products . . . . .	2	—	—	c	D	c	D	D	D	D
32	Stone, clay, and glass products . . . . .	9	1	—	215	3 447	146	2 570	21 124	5 737	26 832
33	Primary metal industries . . . . .	—	—	—	—	—	—	—	—	—	—
34	Fabricated metal products . . . . .	27	8	—	805	11 178	647	7 771	41 145	20 623	61 209
35	Industrial machinery and equipment . . . . .	7	D	D	c	D	b	D	D	D	D
36	Electronic and other electric equipment . . . . .	7	—	—	f	D	f	D	D	D	D
37	Transportation equipment . . . . .	1	—	—	a	D	a	D	D	D	D
38	Instruments and related products . . . . .	11	2	—	1 284	28 229	950	16 671	138 871	67 921	206 275
39	Miscellaneous manufacturing industries . . . . .	6	—	—	e	D	c	D	D	D	D
	<b>San Juan-Bayamón PMSA</b> . . . . .	<b>1 189</b>	<b>310</b>	<b>48</b>	<b>76 358</b>	<b>1 699 429</b>	<b>57 212</b>	<b>998 081</b>	<b>16 754 967</b>	<b>5 527 431</b>	<b>22 353 033</b>
20	Food and kindred products . . . . .	151	41	3	7 844	173 263	5 008	91 948	880 615	517 235	1 397 720
21	Tobacco products . . . . .	3	D	—	e	D	e	D	D	D	D
22	Textile mill products . . . . .	10	D	—	e	D	e	D	D	D	D
23	Apparel and other textile products . . . . .	117	29	5	9 534	99 118	8 672	79 567	319 706	224 548	538 658
24	Lumber and wood products . . . . .	54	D	—	f	D	f	D	D	D	D
25	Furniture and fixtures . . . . .	82	31	4	1 131	15 187	898	11 111	53 536	38 637	91 976
26	Paper and allied products . . . . .	23	—	—	1 076	20 911	908	14 030	85 942	58 390	144 224
27	Printing and publishing . . . . .	151	64	17	5 857	117 205	4 785	86 016	403 064	267 302	668 968
28	Chemicals and allied products . . . . .	114	7	—	20 123	673 450	12 199	314 570	10 977 589	2 628 026	13 682 598
29	Petroleum and coal products . . . . .	16	—	—	f	D	e	D	D	D	D
30	Rubber and miscellaneous plastics products . . . . .	38	1	—	1 943	34 262	1 499	24 858	158 301	93 916	253 163
31	Leather and leather products . . . . .	11	D	—	g	D	g	D	D	D	D
32	Stone, clay, and glass products . . . . .	85	18	2	2 900	60 211	2 297	44 742	321 618	93 332	413 667
33	Primary metal industries . . . . .	21	D	—	f	D	f	D	D	D	D
34	Fabricated metal products . . . . .	130	44	7	3 695	54 829	3 051	38 472	215 399	138 769	357 734
35	Industrial machinery and equipment . . . . .	42	D	D	f	D	f	D	D	D	D
36	Electronic and other electric equipment . . . . .	48	4	1	12 768	253 741	10 704	179 043	1 862 657	726 848	2 591 615
37	Transportation equipment . . . . .	23	D	D	f	D	f	D	D	D	D
38	Instruments and related products . . . . .	30	1	—	2 512	58 401	1 800	29 411	547 721	212 348	758 083
39	Miscellaneous manufacturing industries . . . . .	40	14	3	718	11 175	543	6 764	39 344	23 318	62 004

**Table 4. Production Workers for Establishments by Major Group for Metropolitan Areas: Selected Pay Periods in 1997**

[Detail may not add to total because of rounding. For meaning of abbreviations and symbols, see introductory text. For explanation of terms, see Appendix A]

SIC code	Major group and metropolitan area	Average for the year (number)	Production workers for pay period including the 12th of—			
			March (number)	May (number)	August (number)	November (number)
	<b>Puerto Rico</b> .....	<b>126 580</b>	<b>125 288</b>	<b>126 811</b>	<b>126 368</b>	<b>127 045</b>
20	Food and kindred products .....	12 534	12 851	12 655	12 150	12 397
21	Tobacco products .....	g	g	g	g	g
22	Textile mill products .....	2 372	2 492	2 505	2 440	2 044
23	Apparel and other textile products .....	19 816	20 479	20 043	19 457	19 178
24	Lumber and wood products .....	g	g	g	g	g
25	Furniture and fixtures .....	2 010	1 908	2 014	2 029	2 025
26	Paper and allied products .....	1 849	1 792	1 855	1 888	1 839
27	Printing and publishing .....	5 315	4 987	5 375	5 400	5 423
28	Chemicals and allied products .....	24 428	23 616	24 335	24 580	25 098
29	Petroleum and coal products .....	944	965	921	971	915
30	Rubber and miscellaneous plastics products .....	3 846	3 749	3 821	3 878	3 893
31	Leather and leather products .....	5 077	5 094	5 119	4 996	5 085
32	Stone, clay, and glass products .....	4 213	4 155	4 166	4 209	4 252
33	Primary metal industries .....	585	556	593	589	597
34	Fabricated metal products .....	4 927	4 794	4 887	4 943	5 009
35	Industrial machinery and equipment .....	3 208	3 161	3 177	3 232	3 228
36	Electronic and other electric equipment .....	20 619	19 911	20 582	20 813	21 123
37	Transportation equipment .....	1 143	1 139	1 080	1 199	1 148
38	Instruments and related products .....	9 642	9 621	9 635	9 605	9 686
39	Miscellaneous manufacturing industries .....	1 713	1 703	1 741	1 685	1 709
	<b>Aguadilla MSA</b> .....	<b>7 662</b>	<b>7 044</b>	<b>7 807</b>	<b>7 915</b>	<b>7 845</b>
20	Food and kindred products .....	378	369	383	381	377
21	Tobacco products .....	—	—	—	—	—
22	Textile mill products .....	—	—	—	—	—
23	Apparel and other textile products .....	633	626	652	623	626
24	Lumber and wood products .....	11	11	11	11	11
25	Furniture and fixtures .....	329	306	337	334	331
26	Paper and allied products .....	—	—	—	—	—
27	Printing and publishing .....	24	21	26	21	25
28	Chemicals and allied products .....	459	488	497	476	376
29	Petroleum and coal products .....	c	c	c	c	c
30	Rubber and miscellaneous plastics products .....	80	79	87	77	76
31	Leather and leather products .....	f	f	f	f	f
32	Stone, clay, and glass products .....	80	79	79	85	75
33	Primary metal industries .....	—	—	—	—	—
34	Fabricated metal products .....	49	38	52	51	50
35	Industrial machinery and equipment .....	g	g	g	g	g
36	Electronic and other electric equipment .....	2 813	2 319	2 973	2 977	2 977
37	Transportation equipment .....	—	—	—	—	—
38	Instruments and related products .....	c	c	c	c	c
39	Miscellaneous manufacturing industries .....	e	e	e	e	e
	<b>Mayagüez MSA</b> .....	<b>17 118</b>	<b>17 660</b>	<b>17 237</b>	<b>16 826</b>	<b>16 684</b>
20	Food and kindred products .....	3 813	4 201	3 919	3 450	3 670
21	Tobacco products .....	—	—	—	—	—
22	Textile mill products .....	—	—	—	—	—
23	Apparel and other textile products .....	3 698	3 848	3 727	3 756	3 449
24	Lumber and wood products .....	101	104	102	98	103
25	Furniture and fixtures .....	63	65	65	60	58
26	Paper and allied products .....	b	a	b	b	b
27	Printing and publishing .....	130	126	122	133	133
28	Chemicals and allied products .....	1 422	1 430	1 417	1 443	1 394
29	Petroleum and coal products .....	b	b	b	b	b
30	Rubber and miscellaneous plastics products .....	b	b	b	b	b
31	Leather and leather products .....	—	—	—	—	—
32	Stone, clay, and glass products .....	686	657	701	689	687
33	Primary metal industries .....	—	—	—	—	—
34	Fabricated metal products .....	330	358	349	323	287
35	Industrial machinery and equipment .....	c	c	c	c	c
36	Electronic and other electric equipment .....	g	g	g	g	g
37	Transportation equipment .....	b	b	b	b	b
38	Instruments and related products .....	4 520	4 563	4 547	4 499	4 469
39	Miscellaneous manufacturing industries .....	c	c	c	c	c
	<b>Ponce MSA</b> .....	<b>7 218</b>	<b>7 213</b>	<b>7 133</b>	<b>7 219</b>	<b>7 250</b>
20	Food and kindred products .....	607	623	583	608	606
21	Tobacco products .....	—	—	—	—	—
22	Textile mill products .....	b	b	b	b	b
23	Apparel and other textile products .....	1 129	1 124	1 134	1 120	1 135
24	Lumber and wood products .....	41	40	42	39	38
25	Furniture and fixtures .....	70	58	75	74	69
26	Paper and allied products .....	c	c	c	c	c
27	Printing and publishing .....	97	97	97	97	98
28	Chemicals and allied products .....	e	e	e	e	e
29	Petroleum and coal products .....	b	b	b	b	b
30	Rubber and miscellaneous plastics products .....	b	b	b	b	b
31	Leather and leather products .....	—	—	—	—	—
32	Stone, clay, and glass products .....	745	707	723	760	781
33	Primary metal industries .....	—	—	—	—	—
34	Fabricated metal products .....	268	257	255	271	278
35	Industrial machinery and equipment .....	60	57	58	59	63
36	Electronic and other electric equipment .....	1 454	1 407	1 393	1 500	1 512
37	Transportation equipment .....	379	407	350	387	369
38	Instruments and related products .....	1 517	1 616	1 552	1 456	1 441
39	Miscellaneous manufacturing industries .....	c	c	c	c	c

**Table 4. Production Workers for Establishments by Major Group for Metropolitan Areas: Selected Pay Periods in 1997—Con.**

[Detail may not add to total because of rounding. For meaning of abbreviations and symbols, see introductory text. For explanation of terms, see Appendix A]

SIC code	Major group and metropolitan area	Average for the year (number)	Production workers for pay period including the 12th of—			
			March (number)	May (number)	August (number)	November (number)
	<b>San Juan-Caguas-Arecibo CMSA</b>	<b>75 390</b>	<b>74 469</b>	<b>75 148</b>	<b>75 155</b>	<b>76 205</b>
20	Food and kindred products	6 446	6 366	6 485	6 448	6 422
21	Tobacco products	g	g	g	g	g
22	Textile mill products	f	f	f	f	f
23	Apparel and other textile products	11 224	11 711	11 401	10 815	10 907
24	Lumber and wood products	882	861	872	886	881
25	Furniture and fixtures	1 508	1 441	1 498	1 522	1 529
26	Paper and allied products	1 553	1 515	1 541	1 591	1 543
27	Printing and publishing	5 027	4 716	5 086	5 106	5 134
28	Chemicals and allied products	16 887	16 293	16 705	17 053	17 426
29	Petroleum and coal products	460	484	463	457	439
30	Rubber and miscellaneous plastics products	2 814	2 760	2 785	2 832	2 842
31	Leather and leather products	2 484	2 513	2 539	2 396	2 478
32	Stone, clay, and glass products	2 529	2 544	2 493	2 506	2 531
33	Primary metal industries	f	f	f	f	f
34	Fabricated metal products	3 814	3 674	3 767	3 838	3 928
35	Industrial machinery and equipment	g	g	g	g	g
36	Electronic and other electric equipment	12 131	12 152	11 955	12 050	12 340
37	Transportation equipment	684	657	645	728	704
38	Instruments and related products	2 750	2 633	2 678	2 792	2 879
39	Miscellaneous manufacturing industries	750	715	766	743	763
	<b>Arecibo PMSA</b>	<b>5 154</b>	<b>5 105</b>	<b>5 060</b>	<b>5 248</b>	<b>5 174</b>
20	Food and kindred products	436	446	432	433	431
21	Tobacco products	—	—	—	—	—
22	Textile mill products	e	e	e	e	e
23	Apparel and other textile products	111	103	117	106	115
24	Lumber and wood products	a	a	a	a	a
25	Furniture and fixtures	33	33	33	33	32
26	Paper and allied products	e	e	e	e	e
27	Printing and publishing	13	12	13	13	13
28	Chemicals and allied products	f	f	f	f	f
29	Petroleum and coal products	a	b	a	a	a
30	Rubber and miscellaneous plastics products	f	f	f	f	f
31	Leather and leather products	g	g	g	g	g
32	Stone, clay, and glass products	86	91	82	82	81
33	Primary metal industries	a	a	a	a	a
34	Fabricated metal products	116	119	116	115	111
35	Industrial machinery and equipment	e	e	e	e	e
36	Electronic and other electric equipment	f	f	f	f	f
37	Transportation equipment	b	b	b	b	b
38	Instruments and related products	—	—	—	—	—
39	Miscellaneous manufacturing industries	b	b	b	b	b
	<b>Caguas PMSA</b>	<b>13 024</b>	<b>12 917</b>	<b>12 876</b>	<b>12 945</b>	<b>13 258</b>
20	Food and kindred products	1 002	999	1 015	1 002	984
21	Tobacco products	f	f	f	f	f
22	Textile mill products	a	a	a	a	a
23	Apparel and other textile products	2 441	2 637	2 485	2 302	2 332
24	Lumber and wood products	b	b	b	b	b
25	Furniture and fixtures	577	520	573	584	617
26	Paper and allied products	e	e	e	e	e
27	Printing and publishing	229	220	223	223	240
28	Chemicals and allied products	h	h	h	h	h
29	Petroleum and coal products	—	—	—	—	—
30	Rubber and miscellaneous plastics products	f	f	f	f	f
31	Leather and leather products	c	c	c	c	c
32	Stone, clay, and glass products	146	144	137	147	154
33	Primary metal industries	—	—	—	—	—
34	Fabricated metal products	647	611	632	657	682
35	Industrial machinery and equipment	b	b	b	b	b
36	Electronic and other electric equipment	f	f	f	f	f
37	Transportation equipment	a	a	a	a	a
38	Instruments and related products	950	894	912	979	1 007
39	Miscellaneous manufacturing industries	c	c	c	c	c
	<b>San Juan-Bayamón PMSA</b>	<b>57 212</b>	<b>56 447</b>	<b>57 212</b>	<b>56 962</b>	<b>57 773</b>
20	Food and kindred products	5 008	4 921	5 038	5 013	5 007
21	Tobacco products	e	e	e	e	e
22	Textile mill products	e	e	e	e	e
23	Apparel and other textile products	8 672	8 971	8 799	8 407	8 460
24	Lumber and wood products	f	f	f	f	f
25	Furniture and fixtures	898	888	892	905	880
26	Paper and allied products	908	894	902	932	891
27	Printing and publishing	4 785	4 484	4 850	4 870	4 881
28	Chemicals and allied products	12 199	11 747	12 156	12 247	12 593
29	Petroleum and coal products	e	e	e	e	e
30	Rubber and miscellaneous plastics products	1 499	1 404	1 497	1 528	1 540
31	Leather and leather products	g	g	g	g	g
32	Stone, clay, and glass products	2 297	2 309	2 274	2 277	2 296
33	Primary metal industries	f	f	f	f	f
34	Fabricated metal products	3 051	2 944	3 019	3 066	3 135
35	Industrial machinery and equipment	f	f	f	f	f
36	Electronic and other electric equipment	10 704	10 802	10 607	10 573	10 808
37	Transportation equipment	f	f	f	f	f
38	Instruments and related products	1 800	1 739	1 766	1 813	1 872
39	Miscellaneous manufacturing industries	543	510	559	536	554

**Table 5. Value of Inventories for Establishments by Major Group for Metropolitan Areas: End of 1996 and 1997**

[Detail may not add to total because of rounding. For meaning of abbreviations and symbols, see introductory text. For explanation of terms, see Appendix A]

SIC code	Major group and metropolitan area	End of 1996				End of 1997			
		Total inventories (\$1,000)	Finished products (\$1,000)	Work in process (\$1,000)	Material, supplies, etc. (\$1,000)	Total inventories (\$1,000)	Finished products (\$1,000)	Work in process (\$1,000)	Material, supplies, etc. (\$1,000)
	<b>Puerto Rico</b>	<b>4 366 760</b>	<b>1 081 643</b>	<b>1 070 701</b>	<b>2 214 416</b>	<b>4 293 533</b>	<b>951 909</b>	<b>1 094 298</b>	<b>2 247 326</b>
20	Food and kindred products	595 279	186 905	61 926	346 448	562 873	188 268	62 540	312 065
21	Tobacco products	D	D	D	D	D	D	D	D
22	Textile mill products	13 392	3 275	3 931	6 186	10 118	1 686	2 913	5 519
23	Apparel and other textile products	225 622	57 884	51 433	116 305	219 406	57 646	54 647	107 113
24	Lumber and wood products	D	D	D	D	D	D	D	D
25	Furniture and fixtures	28 422	7 781	4 304	16 337	31 504	8 352	4 541	18 611
26	Paper and allied products	34 188	7 495	3 548	23 145	32 161	7 750	3 041	21 370
27	Printing and publishing	53 393	11 598	7 185	34 610	58 055	12 175	7 981	37 899
28	Chemicals and allied products	1 875 917	552 012	659 864	664 041	1 875 560	422 442	682 727	770 391
29	Petroleum and coal products	218 566	30 895	5 262	182 409	194 140	40 515	3 200	150 425
30	Rubber and miscellaneous plastics products	56 446	18 204	6 387	31 855	55 484	17 813	6 561	31 110
31	Leather and leather products	42 780	4 652	11 024	27 104	47 569	3 119	10 180	34 270
32	Stone, clay, and glass products	76 164	12 579	11 052	52 533	81 515	12 971	10 062	58 482
33	Primary metal industries	19 442	6 939	1 688	10 815	25 322	9 076	2 080	14 166
34	Fabricated metal products	123 792	23 045	14 614	86 133	116 701	21 834	11 373	83 494
35	Industrial machinery and equipment	184 704	32 099	13 641	138 964	181 217	20 643	12 280	148 294
36	Electronic and other electric equipment	476 391	68 205	126 767	281 419	450 817	67 490	134 764	248 563
37	Transportation equipment	28 182	3 212	2 495	22 475	21 709	1 941	2 002	17 766
38	Instruments and related products	227 717	46 591	72 961	108 165	228 847	49 038	70 911	108 898
39	Miscellaneous manufacturing industries	52 767	5 410	10 095	37 262	52 932	6 655	9 982	36 295
	<b>Aguadilla MSA</b>	<b>254 620</b>	<b>41 560</b>	<b>34 225</b>	<b>178 835</b>	<b>261 037</b>	<b>34 368</b>	<b>39 909</b>	<b>186 760</b>
20	Food and kindred products	7 007	2 226	788	3 993	6 601	2 516	726	3 359
21	Tobacco products	—	—	—	—	—	—	—	—
22	Textile mill products	—	—	—	—	—	—	—	—
23	Apparel and other textile products	2 657	380	688	1 589	2 717	461	861	1 395
24	Lumber and wood products	55	15	6	34	54	15	5	34
25	Furniture and fixtures	3 550	838	633	2 079	4 095	866	657	2 572
26	Paper and allied products	—	—	—	—	—	—	—	—
27	Printing and publishing	35	3	2	30	335	3	2	330
28	Chemicals and allied products	19 775	3 954	6 216	9 605	19 761	3 027	6 033	10 701
29	Petroleum and coal products	D	—	—	D	D	—	—	D
30	Rubber and miscellaneous plastics products	430	158	23	249	532	101	30	401
31	Leather and leather products	D	D	D	D	D	D	D	D
32	Stone, clay, and glass products	929	317	81	531	994	251	116	627
33	Primary metal industries	—	—	—	—	—	—	—	—
34	Fabricated metal products	709	135	51	523	1 288	173	39	1 076
35	Industrial machinery and equipment	D	D	D	D	D	D	D	D
36	Electronic and other electric equipment	66 509	11 114	14 041	41 354	68 991	12 333	20 897	35 761
37	Transportation equipment	—	—	—	—	—	—	—	—
38	Instruments and related products	D	D	D	D	D	D	D	D
39	Miscellaneous manufacturing industries	D	D	D	D	D	D	D	D
	<b>Mayagüez MSA</b>	<b>385 406</b>	<b>92 429</b>	<b>119 620</b>	<b>173 357</b>	<b>364 460</b>	<b>78 676</b>	<b>105 207</b>	<b>180 577</b>
20	Food and kindred products	51 698	24 527	912	26 259	64 299	25 421	747	38 131
21	Tobacco products	—	—	—	—	—	—	—	—
22	Textile mill products	—	—	—	—	—	—	—	—
23	Apparel and other textile products	32 536	7 572	7 470	17 494	34 252	6 838	10 333	17 081
24	Lumber and wood products	538	195	74	269	541	207	60	274
25	Furniture and fixtures	446	63	147	236	342	91	85	166
26	Paper and allied products	D	D	D	D	D	D	D	D
27	Printing and publishing	1 106	210	174	722	422	105	60	257
28	Chemicals and allied products	136 527	28 482	58 886	49 159	96 349	10 355	43 563	42 431
29	Petroleum and coal products	D	D	D	D	D	D	D	D
30	Rubber and miscellaneous plastics products	D	D	D	D	D	D	D	D
31	Leather and leather products	—	—	—	—	—	—	—	—
32	Stone, clay, and glass products	4 072	617	556	2 899	3 626	559	545	2 522
33	Primary metal industries	—	—	—	—	—	—	—	—
34	Fabricated metal products	21 404	838	5 588	14 978	18 022	799	3 226	13 997
35	Industrial machinery and equipment	D	D	D	D	D	D	D	D
36	Electronic and other electric equipment	D	D	D	D	D	D	D	D
37	Transportation equipment	D	D	D	D	D	D	D	D
38	Instruments and related products	98 760	25 072	33 239	40 449	99 110	28 860	29 819	40 431
39	Miscellaneous manufacturing industries	D	D	D	D	D	D	D	D
	<b>Ponce MSA</b>	<b>203 139</b>	<b>39 069</b>	<b>40 575</b>	<b>123 495</b>	<b>182 706</b>	<b>43 236</b>	<b>35 691</b>	<b>103 779</b>
20	Food and kindred products	28 393	14 071	3 824	10 498	28 846	15 583	5 502	7 761
21	Tobacco products	—	—	—	—	—	—	—	—
22	Textile mill products	D	D	D	D	D	D	D	D
23	Apparel and other textile products	8 919	5 788	1 037	2 094	7 747	5 132	830	1 785
24	Lumber and wood products	255	90	42	123	220	51	50	119
25	Furniture and fixtures	725	152	132	441	803	165	140	498
26	Paper and allied products	D	D	D	D	D	D	D	D
27	Printing and publishing	735	174	138	423	757	162	116	479
28	Chemicals and allied products	D	D	D	D	D	D	D	D
29	Petroleum and coal products	D	D	D	D	D	D	D	D
30	Rubber and miscellaneous plastics products	D	D	D	D	D	D	D	D
31	Leather and leather products	—	—	—	—	—	—	—	—
32	Stone, clay, and glass products	30 848	1 973	4 355	24 520	30 169	1 612	2 862	25 695
33	Primary metal industries	—	—	—	—	—	—	—	—
34	Fabricated metal products	3 127	472	344	2 311	3 335	452	536	2 347
35	Industrial machinery and equipment	576	83	164	329	670	89	167	414
36	Electronic and other electric equipment	60 109	3 672	18 441	37 996	46 225	9 219	13 913	23 093
37	Transportation equipment	8 543	340	1 522	6 681	7 264	265	1 415	5 584
38	Instruments and related products	33 506	4 567	7 692	21 247	25 994	1 780	7 420	16 794
39	Miscellaneous manufacturing industries	D	D	D	D	D	D	D	D



**Table 5. Value of Inventories for Establishments by Major Group for Metropolitan Areas: End of 1996 and 1997—Con.**

[Detail may not add to total because of rounding. For meaning of abbreviations and symbols, see introductory text. For explanation of terms, see Appendix A]

SIC code	Major group and metropolitan area	End of 1996				End of 1997			
		Total inventories (\$1,000)	Finished products (\$1,000)	Work in process (\$1,000)	Material, supplies, etc. (\$1,000)	Total inventories (\$1,000)	Finished products (\$1,000)	Work in process (\$1,000)	Material, supplies, etc. (\$1,000)
	<b>San Juan-Caguas-Arecibo CMSA</b> .....	<b>3 114 728</b>	<b>818 724</b>	<b>755 695</b>	<b>1 540 309</b>	<b>3 039 703</b>	<b>713 170</b>	<b>776 015</b>	<b>1 550 518</b>
20	Food and kindred products .....	491 634	143 353	50 476	297 805	446 936	141 707	50 232	254 997
21	Tobacco products .....	D	D	D	D	D	D	D	D
22	Textile mill products .....	D	D	D	D	D	D	D	D
23	Apparel and other textile products .....	150 593	32 848	34 864	82 881	145 705	35 375	34 603	75 727
24	Lumber and wood products .....	10 626	1 834	1 479	7 313	10 987	1 679	1 695	7 613
25	Furniture and fixtures .....	23 547	6 692	3 361	13 494	26 084	7 191	3 625	15 268
26	Paper and allied products .....	23 971	5 367	2 489	16 115	22 428	5 782	2 093	14 553
27	Printing and publishing .....	51 301	11 167	6 837	33 297	56 326	11 864	7 760	36 702
28	Chemicals and allied products .....	1 521 510	481 365	526 348	513 797	1 533 321	376 239	543 771	613 311
29	Petroleum and coal products .....	165 531	11 079	748	153 704	131 876	17 154	718	114 004
30	Rubber and miscellaneous plastics products .....	42 060	13 589	4 602	23 869	41 224	12 995	4 413	23 816
31	Leather and leather products .....	17 847	1 237	4 470	12 140	19 029	1 170	3 385	14 474
32	Stone, clay, and glass products .....	39 003	9 389	5 760	23 854	45 217	10 214	6 245	28 758
33	Primary metal industries .....	D	D	D	D	D	D	D	D
34	Fabricated metal products .....	90 264	17 373	8 340	64 551	84 891	15 417	7 165	62 309
35	Industrial machinery and equipment .....	D	D	D	D	D	D	D	D
36	Electronic and other electric equipment .....	282 682	46 036	67 611	169 035	255 825	39 479	71 519	144 827
37	Transportation equipment .....	17 708	2 206	743	14 759	13 616	1 428	467	11 721
38	Instruments and related products .....	76 538	13 127	26 189	37 222	83 740	14 867	26 952	41 921
39	Miscellaneous manufacturing industries .....	29 276	4 672	1 130	23 474	30 876	5 822	1 512	23 542
	<b>Arecibo PMSA</b> .....	<b>177 395</b>	<b>65 334</b>	<b>42 665</b>	<b>69 396</b>	<b>172 965</b>	<b>58 615</b>	<b>46 739</b>	<b>67 611</b>
20	Food and kindred products .....	11 853	4 321	269	7 263	9 208	2 888	203	6 117
21	Tobacco products .....	D	D	D	D	D	D	D	D
22	Textile mill products .....	D	D	D	D	D	D	D	D
23	Apparel and other textile products .....	1 386	280	442	664	1 330	294	411	625
24	Lumber and wood products .....	D	D	D	D	D	D	D	D
25	Furniture and fixtures .....	226	67	45	114	251	71	51	129
26	Paper and allied products .....	D	D	D	D	D	D	D	D
27	Printing and publishing .....	96	24	12	60	96	24	12	60
28	Chemicals and allied products .....	D	D	D	D	D	D	D	D
29	Petroleum and coal products .....	D	D	D	D	D	D	D	D
30	Rubber and miscellaneous plastics products .....	D	D	D	D	D	D	D	D
31	Leather and leather products .....	D	D	D	D	D	D	D	D
32	Stone, clay, and glass products .....	336	46	56	234	312	48	52	212
33	Primary metal industries .....	D	D	D	D	D	D	D	D
34	Fabricated metal products .....	2 737	672	199	1 866	2 576	409	338	1 829
35	Industrial machinery and equipment .....	D	D	D	D	D	D	D	D
36	Electronic and other electric equipment .....	D	D	D	D	D	D	D	D
37	Transportation equipment .....	D	D	D	D	D	D	D	D
38	Instruments and related products .....	D	D	D	D	D	D	D	D
39	Miscellaneous manufacturing industries .....	D	D	D	D	D	D	D	D
	<b>Caguas PMSA</b> .....	<b>736 911</b>	<b>207 087</b>	<b>152 803</b>	<b>377 021</b>	<b>714 353</b>	<b>205 182</b>	<b>142 754</b>	<b>366 417</b>
20	Food and kindred products .....	285 320	83 375	23 315	178 630	252 765	82 902	23 267	146 596
21	Tobacco products .....	D	D	D	D	D	D	D	D
22	Textile mill products .....	D	D	D	D	D	D	D	D
23	Apparel and other textile products .....	27 517	4 430	8 700	14 387	24 060	4 984	4 833	14 243
24	Lumber and wood products .....	D	D	D	D	D	D	D	D
25	Furniture and fixtures .....	9 422	3 556	975	4 891	11 032	3 996	1 091	5 945
26	Paper and allied products .....	D	D	D	D	D	D	D	D
27	Printing and publishing .....	2 969	452	327	2 190	3 387	521	480	2 386
28	Chemicals and allied products .....	D	D	D	D	D	D	D	D
29	Petroleum and coal products .....	D	D	D	D	D	D	D	D
30	Rubber and miscellaneous plastics products .....	D	D	D	D	D	D	D	D
31	Leather and leather products .....	D	D	D	D	D	D	D	D
32	Stone, clay, and glass products .....	1 650	416	400	834	1 718	468	377	873
33	Primary metal industries .....	D	D	D	D	D	D	D	D
34	Fabricated metal products .....	8 970	1 037	692	7 241	12 202	1 515	773	9 914
35	Industrial machinery and equipment .....	D	D	D	D	D	D	D	D
36	Electronic and other electric equipment .....	D	D	D	D	D	D	D	D
37	Transportation equipment .....	D	D	D	D	D	D	D	D
38	Instruments and related products .....	26 656	4 942	8 489	13 225	25 877	5 790	8 158	11 929
39	Miscellaneous manufacturing industries .....	D	D	D	D	D	D	D	D
	<b>San Juan-Bayamón PMSA</b> .....	<b>2 200 422</b>	<b>546 303</b>	<b>560 227</b>	<b>1 093 892</b>	<b>2 152 385</b>	<b>449 373</b>	<b>586 522</b>	<b>1 116 490</b>
20	Food and kindred products .....	194 461	55 657	26 892	111 912	184 963	55 917	26 762	102 284
21	Tobacco products .....	D	D	D	D	D	D	D	D
22	Textile mill products .....	D	D	D	D	D	D	D	D
23	Apparel and other textile products .....	121 690	28 138	25 722	67 830	120 315	30 097	29 359	60 859
24	Lumber and wood products .....	D	D	D	D	D	D	D	D
25	Furniture and fixtures .....	13 899	3 069	2 341	8 489	14 801	3 124	2 483	9 194
26	Paper and allied products .....	17 524	4 480	1 875	11 169	16 834	4 800	1 663	10 371
27	Printing and publishing .....	48 236	10 691	6 498	31 047	52 843	11 319	7 268	34 256
28	Chemicals and allied products .....	1 076 503	326 449	385 144	364 910	1 092 734	229 639	404 971	458 124
29	Petroleum and coal products .....	D	D	D	D	D	D	D	D
30	Rubber and miscellaneous plastics products .....	26 361	9 445	2 570	14 346	26 441	8 658	2 411	15 372
31	Leather and leather products .....	D	D	D	D	D	D	D	D
32	Stone, clay, and glass products .....	37 017	8 927	5 304	22 786	43 187	9 698	5 816	27 673
33	Primary metal industries .....	D	D	D	D	D	D	D	D
34	Fabricated metal products .....	78 557	15 664	7 449	55 444	70 113	13 493	6 054	50 566
35	Industrial machinery and equipment .....	D	D	D	D	D	D	D	D
36	Electronic and other electric equipment .....	264 186	42 927	64 917	156 342	238 594	37 379	68 355	132 860
37	Transportation equipment .....	D	D	D	D	D	D	D	D
38	Instruments and related products .....	49 882	8 185	17 700	23 997	57 863	9 077	18 794	29 992
39	Miscellaneous manufacturing industries .....	13 559	616	842	12 101	13 535	889	1 227	11 419

**Table 6. Expenditures for Plant and Equipment for Metropolitan Areas by Major Group: 1997**

[Thousand dollars. Detail may not add to total because of rounding. For meaning of abbreviations and symbols, see introductory text. For explanation of terms, see Appendix A]

SIC code	Major group and metropolitan area	Total (\$1,000)	New buildings and machinery		Used buildings and machinery (\$1,000)
			Building and other structures (\$1,000)	Machinery and equipment (\$1,000)	
	<b>Puerto Rico</b> .....	<b>1 046 153</b>	<b>197 012</b>	<b>580 693</b>	<b>268 448</b>
20	Food and kindred products .....	101 148	21 667	65 305	14 176
21	Tobacco products .....	D	D	D	D
22	Textile mill products .....	6 639	91	6 477	71
23	Apparel and other textile products .....	14 940	707	10 088	4 145
24	Lumber and wood products .....	D	D	D	D
25	Furniture and fixtures .....	1 395	345	831	219
26	Paper and allied products .....	4 223	523	2 428	1 272
27	Printing and publishing .....	27 054	901	18 850	7 303
28	Chemicals and allied products .....	559 462	126 998	238 306	194 158
29	Petroleum and coal products .....	15 878	447	11 599	3 832
30	Rubber and miscellaneous plastics products .....	21 017	2 962	15 184	2 871
31	Leather and leather products .....	2 821	146	2 660	15
32	Stone, clay, and glass products .....	51 729	5 824	35 328	10 577
33	Primary metal industries .....	3 749	85	774	2 890
34	Fabricated metal products .....	17 724	4 173	10 578	2 973
35	Industrial machinery and equipment .....	13 382	9 805	3 088	489
36	Electronic and other electric equipment .....	133 902	18 503	96 273	19 126
37	Transportation equipment .....	1 752	87	1 665	—
38	Instruments and related products .....	41 799	1 575	37 661	2 563
39	Miscellaneous manufacturing industries .....	3 883	362	3 238	283
	<b>Aguadilla MSA</b> .....	<b>43 300</b>	<b>10 351</b>	<b>14 916</b>	<b>18 033</b>
20	Food and kindred products .....	1 298	102	1 111	85
21	Tobacco products .....	—	—	—	—
22	Textile mill products .....	—	—	—	—
23	Apparel and other textile products .....	232	—	232	—
24	Lumber and wood products .....	13	1	3	9
25	Furniture and fixtures .....	93	—	93	—
26	Paper and allied products .....	—	—	—	—
27	Printing and publishing .....	8	—	—	8
28	Chemicals and allied products .....	7 796	582	1 693	5 521
29	Petroleum and coal products .....	D	—	D	—
30	Rubber and miscellaneous plastics products .....	152	25	75	52
31	Leather and leather products .....	D	—	D	—
32	Stone, clay, and glass products .....	96	21	11	64
33	Primary metal industries .....	—	—	—	—
34	Fabricated metal products .....	739	367	45	327
35	Industrial machinery and equipment .....	D	D	D	—
36	Electronic and other electric equipment .....	19 695	—	7 730	11 965
37	Transportation equipment .....	—	—	—	—
38	Instruments and related products .....	—	—	—	—
39	Miscellaneous manufacturing industries .....	D	D	D	D
	<b>Mayagüez MSA</b> .....	<b>63 560</b>	<b>8 484</b>	<b>39 937</b>	<b>15 139</b>
20	Food and kindred products .....	10 561	4 100	404	6 057
21	Tobacco products .....	—	—	—	—
22	Textile mill products .....	—	—	—	—
23	Apparel and other textile products .....	2 729	264	2 213	252
24	Lumber and wood products .....	403	13	38	352
25	Furniture and fixtures .....	—	—	—	—
26	Paper and allied products .....	—	—	—	—
27	Printing and publishing .....	178	8	148	22
28	Chemicals and allied products .....	19 560	2 483	9 181	7 896
29	Petroleum and coal products .....	—	—	—	—
30	Rubber and miscellaneous plastics products .....	—	—	—	—
31	Leather and leather products .....	—	—	—	—
32	Stone, clay, and glass products .....	6 876	30	6 844	2
33	Primary metal industries .....	—	—	—	—
34	Fabricated metal products .....	1 127	500	153	474
35	Industrial machinery and equipment .....	D	—	D	—
36	Electronic and other electric equipment .....	D	D	D	—
37	Transportation equipment .....	—	—	—	—
38	Instruments and related products .....	7 263	584	6 673	6
39	Miscellaneous manufacturing industries .....	D	D	D	D
	<b>Ponce MSA</b> .....	<b>51 342</b>	<b>14 045</b>	<b>33 705</b>	<b>3 592</b>
20	Food and kindred products .....	2 068	35	1 673	360
21	Tobacco products .....	—	—	—	—
22	Textile mill products .....	D	—	D	—
23	Apparel and other textile products .....	555	—	555	—
24	Lumber and wood products .....	34	7	8	19
25	Furniture and fixtures .....	—	—	—	—
26	Paper and allied products .....	—	—	—	—
27	Printing and publishing .....	24	13	5	6
28	Chemicals and allied products .....	D	D	D	D
29	Petroleum and coal products .....	D	—	D	—
30	Rubber and miscellaneous plastics products .....	D	D	D	D
31	Leather and leather products .....	—	—	—	—
32	Stone, clay, and glass products .....	14 860	642	11 939	2 279
33	Primary metal industries .....	—	—	—	—
34	Fabricated metal products .....	581	29	295	257
35	Industrial machinery and equipment .....	236	5	10	221
36	Electronic and other electric equipment .....	16 108	7 500	8 608	—
37	Transportation equipment .....	451	76	375	—
38	Instruments and related products .....	9 356	385	8 904	67
39	Miscellaneous manufacturing industries .....	D	—	D	—

**Table 6. Expenditures for Plant and Equipment for Metropolitan Areas by Major Group: 1997—Con.**

[Thousand dollars. Detail may not add to total because of rounding. For meaning of abbreviations and symbols, see introductory text. For explanation of terms, see Appendix A]

SIC code	Major group and metropolitan area	Total (\$1,000)	New buildings and machinery		Used buildings and machinery (\$1,000)
			Building and other structures (\$1,000)	Machinery and equipment (\$1,000)	
	<b>San Juan-Caguas-Arecibo CMSA</b>	<b>768 148</b>	<b>152 619</b>	<b>426 842</b>	<b>188 687</b>
20	Food and kindred products	85 218	17 350	60 880	6 988
21	Tobacco products	D	D	D	D
22	Textile mill products	D	D	D	D
23	Apparel and other textile products	10 131	365	5 952	3 814
24	Lumber and wood products	2 307	702	935	670
25	Furniture and fixtures	986	334	438	214
26	Paper and allied products	4 037	482	2 346	1 209
27	Printing and publishing	26 708	880	18 564	7 264
28	Chemicals and allied products	440 334	111 129	185 406	143 799
29	Petroleum and coal products	13 652	320	9 577	3 755
30	Rubber and miscellaneous plastics products	16 406	1 319	12 882	2 205
31	Leather and leather products	1 482	137	1 330	15
32	Stone, clay, and glass products	29 335	5 043	16 067	8 225
33	Primary metal industries	D	D	D	D
34	Fabricated metal products	14 292	3 251	9 544	1 497
35	Industrial machinery and equipment	D	D	D	D
36	Electronic and other electric equipment	73 067	9 371	60 610	3 086
37	Transportation equipment	1 295	9	1 286	—
38	Instruments and related products	20 917	263	18 307	2 347
39	Miscellaneous manufacturing industries	2 057	350	1 670	37
	<b>Arecibo PMSA</b>	<b>40 698</b>	<b>18 714</b>	<b>17 044</b>	<b>4 940</b>
20	Food and kindred products	1 063	325	738	—
21	Tobacco products	D	—	D	D
22	Textile mill products	D	—	D	D
23	Apparel and other textile products	171	95	76	—
24	Lumber and wood products	—	—	—	—
25	Furniture and fixtures	—	—	—	—
26	Paper and allied products	D	—	D	D
27	Printing and publishing	45	—	34	11
28	Chemicals and allied products	D	D	D	D
29	Petroleum and coal products	D	D	D	—
30	Rubber and miscellaneous plastics products	D	D	D	D
31	Leather and leather products	D	—	D	D
32	Stone, clay, and glass products	776	125	651	—
33	Primary metal industries	D	D	D	—
34	Fabricated metal products	2 134	25	2 104	5
35	Industrial machinery and equipment	D	D	—	—
36	Electronic and other electric equipment	D	D	D	D
37	Transportation equipment	—	—	—	—
38	Instruments and related products	—	—	D	—
39	Miscellaneous manufacturing industries	D	—	D	—
	<b>Caguas PMSA</b>	<b>119 351</b>	<b>26 177</b>	<b>80 513</b>	<b>12 661</b>
20	Food and kindred products	28 221	333	25 525	2 363
21	Tobacco products	D	D	D	D
22	Textile mill products	—	—	—	—
23	Apparel and other textile products	1 090	34	956	100
24	Lumber and wood products	D	D	D	D
25	Furniture and fixtures	146	44	84	18
26	Paper and allied products	D	—	D	D
27	Printing and publishing	1 531	3	1 462	66
28	Chemicals and allied products	D	D	D	D
29	Petroleum and coal products	—	—	—	—
30	Rubber and miscellaneous plastics products	D	D	D	D
31	Leather and leather products	D	—	D	—
32	Stone, clay, and glass products	115	42	73	—
33	Primary metal industries	—	—	—	—
34	Fabricated metal products	4 399	877	3 388	134
35	Industrial machinery and equipment	D	D	D	D
36	Electronic and other electric equipment	D	D	D	—
37	Transportation equipment	—	—	—	—
38	Instruments and related products	3 647	3	3 010	634
39	Miscellaneous manufacturing industries	D	D	D	D
	<b>San Juan-Bayamón PMSA</b>	<b>608 099</b>	<b>107 728</b>	<b>329 285</b>	<b>171 086</b>
20	Food and kindred products	55 934	16 692	34 617	4 625
21	Tobacco products	D	D	D	D
22	Textile mill products	D	D	D	D
23	Apparel and other textile products	8 870	236	4 920	3 714
24	Lumber and wood products	D	D	D	D
25	Furniture and fixtures	840	290	354	196
26	Paper and allied products	2 466	482	1 702	282
27	Printing and publishing	25 132	877	17 068	7 187
28	Chemicals and allied products	342 308	71 358	137 849	133 101
29	Petroleum and coal products	D	D	D	D
30	Rubber and miscellaneous plastics products	6 810	473	6 060	277
31	Leather and leather products	D	D	D	—
32	Stone, clay, and glass products	28 444	4 876	15 343	8 225
33	Primary metal industries	D	D	D	D
34	Fabricated metal products	7 759	2 349	4 052	1 358
35	Industrial machinery and equipment	D	D	D	D
36	Electronic and other electric equipment	68 462	7 717	57 795	2 950
37	Transportation equipment	D	—	D	—
38	Instruments and related products	17 270	260	15 297	1 713
39	Miscellaneous manufacturing industries	1 294	158	1 136	—

## Appendix A. Explanation of Terms

## Apéndice A. Explicación de los Términos

**Number of establishments.** Includes all establishments in operation at any time during the year. It covers all full- and part-year operations. An establishment is not necessarily identical with a company or enterprise, which may consist of one or more establishments. Census figures represent a summary of reports for individual establishments rather than companies.

**Annual payroll.** Payroll includes all forms of compensation, such as salaries, wages, commissions, bonuses, vacation allowances, sick-leave pay, and value of payments-in-kind (e.g., free meals and lodging) paid during the year to all employees. For corporations, it includes amounts paid to officers and executives; for unincorporated businesses, it does not include profit or other compensation of proprietors and partners. Payroll is reported before deductions for social security, income tax, insurance, union dues, and other withholdings. This definition of payroll is the same as that used by the Internal Revenue Service (IRS) for form 941PR.

**First-quarter payroll.** This item consists of payroll, as defined above, paid to persons employed at any time during the quarter from January to March 1997.

**Paid employees.** Paid employees consist of the number of employees (both full- and part-time), including salaried officers and executives of corporations, who were on the payroll in the pay periods specified below. Included are employees on paid sick leave, paid holidays, and paid vacations; not included are proprietors and partners of unincorporated businesses. This definition of paid employees is the same as that used on IRS form 941PR. Manufacturing employment is divided into the categories described below.

**Production workers, average number.** Includes workers up through the working supervisor level engaged in fabricating, processing, assembling, inspecting, receiving, storing, handling, packing, warehousing, shipping (but not delivering), maintenance, repair, janitorial and security services, product development, auxiliary production for plant's own use (e.g., power plant), record keeping, and other services closely associated with production operations at the establishment. Supervisory employees above the working supervisor level are excluded from this category but are included in the "other employees" category.

**Número de establecimientos.** Comprende todos los establecimientos que estuvieron activos durante cualquier período del año. Cubre todas las operaciones que duraron el año entero al igual que aquellas que duraron parte del año. Un establecimiento no es necesariamente idéntico a una compañía o empresa, la cual podría tener uno o más establecimientos. Las estadísticas del censo representan un resumen de los informes individuales de cada establecimiento y no de las compañías.

**Nómina.** La nómina incluye todo tipo de compensación, como por ejemplo, salarios, sueldos, comisiones, bonificaciones, pagos por vacaciones, enfermedad y el equivalente en efectivo de pagos en especie (tales como comidas gratuitas y alojamiento), pagadas durante el año a todos los empleados. Para las corporaciones, la nómina incluye las cantidades pagadas a los oficiales y ejecutivos. Si el establecimiento no es una corporación, la nómina excluye los beneficios y compensaciones pagadas a los propietarios y socios. La cantidad de la nómina de sueldos se declara sin restar los pagos por seguro social, contribuciones sobre ingresos, primas de seguro, cuotas de sindicatos y otros ajustes. La definición de nómina que se presenta es la misma que empleó el Servicio de Rentas Internas (IRS) en el formulario 941PR.

**Nómina del primer trimestre.** Esta cifra consta de la nómina, según se define anteriormente, pagada a personas empleadas en cualquier momento durante el trimestre de enero a marzo de 1997.

**Empleados.** Comprende el número de empleados (de jornada completa o parcial), incluyendo oficiales asalariados y ejecutivos de corporaciones quienes estuvieron en la nómina durante los períodos de pago mencionados más adelante. Están incluidos aquellos empleados a quienes se les pagaron días feriados, o los días libres tomados como vacaciones o días de enfermedad durante esos períodos de pago; no se incluyen los propietarios y socios de negocios no incorporados. La definición de empleados que se presenta es la misma que empleó el Servicio de Rentas Internas (IRS) en el formulario 941PR. El empleo manufacturero se divide en las categorías que se presentan a continuación.

**Trabajadores de producción, número promedio.** Esta categoría incluye los trabajadores hasta el nivel de capataz que participan en actividades de fabricación, elaboración, ensamblaje, inspección, recibo, almacenaje, tramitación, empaque, expedición (pero no entrega), mantenimiento, reparación, limpieza y seguridad, desarrollo de nuevos productos, producción auxiliar para uso de la misma planta (por ejemplo, planta de energía), teneduría de libros y otros servicios que están estrechamente relacionados con las actividades de producción del establecimiento. Se excluyen los supervisores de niveles más altos que el de capataz, los cuales se incluyen en la categoría de "otros empleados."

---

The average number was obtained by summing the number of production workers reported for the pay periods including the 12th of March, May, August, and November and dividing this total by 4. This approach was designed to simplify the questionnaire format and the reporting requirements of respondents. The industry average of these four selected pay periods approximates very closely the average employment for the year that would be obtained by using pay periods in all 12 months for almost all of the manufacturing industries.

**Other employees.** Includes employees in executive, purchasing, accounting, personnel, professional, and technical activities, and routine office functions reported for the pay period including March 12, 1997. Included also are supervisory employees above the working supervisor level, and employees on the payroll of the manufacturing establishment who are engaged in the construction of major additions or alterations to the plant, and who are utilized as a separate work force.

**All employees.** Consists of the average number of production workers for 1997 plus the other employees for the pay period including March 12, 1997.

**Proprietors and partners, working.** Includes proprietors and partners of unincorporated businesses who worked 15 hours or more during the week which included March 12, 1997.

**Unpaid family workers.** Includes all unpaid family members who worked 15 hours or more during the week which included March 12, 1997.

**Production-worker hours.** Includes the total number of hours worked by production-workers. Production worker hours were collected for each of the four quarters of 1997. Where employees were paid by the piece, the establishment was asked to estimate the hours represented by such piece work.

**Legal form of organization.** The legal form of organization for an establishment was based on the response to the organization status inquiry. This report presents data for the following legal forms of organizations:

- **Individual proprietorship.** An unincorporated business owned by an individual.

El número promedio se obtuvo sumando el número de empleados de producción declarado para los períodos de pago que incluyeron el 12 de marzo, mayo, agosto y noviembre y dividiendo ese total entre 4. De esta forma se simplificó el formato del cuestionario y la información exigida del respondedor. El promedio para la industria de estos cuatro períodos de pago se asemeja al promedio de empleo anual que se obtiene utilizando los períodos de pago en los 12 meses para casi todas las industrias de manufactura.

**Otros empleados.** Bajo esta categoría se incluyen ejecutivos, compradores, contables, empleados de personal, profesionales, técnicos y empleados administrativos que trabajaron durante el período de pago que incluyó el 12 de marzo de 1997. También se incluyen los supervisores sobre el nivel de capataz y aquellos empleados en la nómina del establecimiento manufacturero, quienes trabajan en la construcción de mejoras o modificaciones de la planta y quienes son utilizados como una fuerza laboral aparte.

**Total de empleados.** Consiste del número promedio de los trabajadores de producción en 1997 más los otros empleados que trabajaron durante el período de pago que incluyó el 12 de marzo de 1997.

**Propietarios y socios que trabajan.** Comprende propietarios y socios de negocios que no están incorporados quienes trabajaron 15 horas o más durante la semana que incluyó el 12 de marzo de 1997.

**Familiares no remunerados.** Comprende todos los familiares que trabajaron sin sueldo 15 horas o más durante la semana que incluyó el 12 de marzo de 1997.

**Horas trabajadas por los trabajadores de producción.** Esta categoría incluye el total de horas trabajadas por los trabajadores de producción. Las horas trabajadas por los trabajadores de producción fueron recopiladas para cada uno de los cuatro trimestres en 1997. Se le pidió al establecimiento que, en aquellos casos en que a los empleados se les hubiera pagado por pieza, estimaran las horas de trabajo que hubiera requerido el trabajo por pieza.

**Tipo de organización jurídica.** El tipo de organización jurídica del establecimiento está basado en la respuesta a la pregunta de organización jurídica. Esta publicación presenta datos para los siguientes tipos de organización jurídica:

- **Propietario individual.** Un negocio que no está incorporado y donde el dueño es un individuo.

---

• **Corporation.** Business legally incorporated under Puerto Rico or state laws. Data are presented for the following types of corporations:

- **Private corporation.** Business offering securities privately to a limited number of persons or institutions and not required by the U.S. Securities and Exchange Commission laws to disclose detailed financial information to the public.
- **Public corporation.** Business offering securities publicly that is required by the U.S. Securities and Exchange Commission laws to disclose detailed financial information to the public.
- **Domestic corporation.** Business incorporated under Puerto Rico laws.
- **Nondomestic corporation under section 936.** Business incorporated under state laws that benefits from an income-based tax credit under the U.S. Code Section 936.
- **Nondomestic corporation under section 30A.** Business incorporated under state laws that benefits from a wage-based tax credit under the U.S. Code Section 30A.
- **Other nondomestic corporation.** Business incorporated under state laws which does not benefit either from the U.S. Code Section 936 or Section 30A.
- **Other legal forms.** Included in this group are partnerships, cooperative associations, estates, etc.

**Selected costs.** Refers to direct charges actually paid or payable for items consumed or put into production during the year, including freight charges and other direct charges incurred by the establishment in acquiring these materials. It includes the cost of materials or fuel consumed, regardless of whether what was consumed was purchased by the individual establishment from other companies, transferred to it from other establishments of the same company, or withdrawn from inventory during the year.

The important components of this cost item are: (1) all raw materials, semifinished goods, parts, components, containers, scrap, and supplies put into production or used as operating supplies and for repair and maintenance during the year; (2) electric energy purchased; (3) fuels consumed for heat, power, or generating electricity; (4) work done by others on materials or parts furnished by manufacturing establishments (contract work); (5) cost of labor (contract labor) for employees under the supervision of the reporting firm, but not under its payroll supplied through a contract with another company to perform specific production jobs, e.g., temporary help; and (6) products bought and resold in the same condition.

• **Corporación.** Negocio legalmente incorporado bajo las leyes de Puerto Rico o de los estados. Datos se presentan para los siguientes tipos de corporación:

- **Corporación privada.** Negocio que ofrece acciones privadamente a un número limitado de personas o instituciones y que no es requerido por las leyes de la Comisión de la Bolsa de Valores de los EE.UU. a divulgar al público información financiera detallada.
- **Corporación pública.** Negocio que ofrece acciones públicamente y que es requerido por las leyes de la Comisión de la Bolsa de Valores de los EE.UU. a divulgar al público información financiera detallada.
- **Corporación doméstica.** Negocio legalmente incorporado bajo las leyes de Puerto Rico.
- **Corporación no doméstica bajo la sección 936.** Negocio incorporado bajo las leyes de los estados que se beneficia bajo la ley del Código de los Estados Unidos, Sección 936 de un crédito sobre los impuestos basado en el ingreso.
- **Corporación no doméstica bajo la sección 30A.** Negocio incorporado bajo las leyes de los estados que se beneficia bajo la ley del Código de los Estados Unidos, Sección 30A de un crédito sobre los impuestos basado en la nómina o los salarios pagados.
- **Otra corporación no doméstica.** Negocio incorporado bajo las leyes de los estados, que no se beneficia de la ley del Código de los Estados Unidos, Sección 936 ni 30A.
- **Otro tipo de organización jurídica.** Se incluyen en este grupo las sociedades de propietarios, las asociaciones cooperativas, las sucesiones, etc.

**Costos seleccionados.** Este término se refiere a los cargos directos pagados o pagaderos, por concepto de materiales consumidos o utilizados en la producción durante el año, incluyendo gastos de flete y otros gastos directos incurridos por el establecimiento con el fin de adquirir dichos materiales. Se incluye el costo de los materiales o el combustible consumido, sin importar que éstos fueran comprados de otras compañías por el establecimiento individual, transferidos al establecimiento de otros establecimientos que forman parte de la misma compañía, o retirados del inventario durante el año.

Los elementos importantes que componen este tipo de gasto son: (1) todas las materias primas, productos semiterminados, piezas, componentes, envases, desperdicios, y suministros utilizados en la producción, o utilizados como suministros de operación, y utilizados para reparación y mantenimiento durante el año; (2) energía eléctrica comprada; (3) combustibles utilizados para generar calefacción, energía o electricidad; (4) trabajo realizado por terceros con los materiales o piezas provistas por los establecimientos de manufactura (trabajo bajo contrato); (5) costo de la labor contratada para la producción por empleados bajo la supervisión de la compañía que reporta pero que no están incluidos en su nómina, y que son suministrados a través de un contrato con otra compañía para llevar a cabo trabajos específicos de producción, por ejemplo, ayuda temporera; y (6) productos comprados y revendidos en las mismas condiciones.



---

The following costs are excluded: (1) cost of services such as advertising, insurance, telephone, consulting, and research and development; (2) overhead costs such as depreciation, rent, royalties, interest, etc.; and (3) materials, machinery, and equipment used in plant expansion or capitalized repairs which are chargeable to fixed-asset accounts.

**Value of shipments.** Covers the received or receivable net selling values, freight on board (f.o.b.) plant (exclusive of freight and taxes), of all products shipped, both primary and secondary, as well as all miscellaneous receipts, such as receipts for contract work performed for others, installation and repair, sale of scrap, and sale of products bought and resold without further processing. Included are all items made by or for the establishment from materials owned by it whether sold, transferred to other plants of the same company, or shipped on consignment. The net selling value of products made in one plant on a contract basis from materials owned by another was reported by the plant providing the materials.

In the case of multiunit companies, the manufacturer was requested to report the value of products transferred to other establishments of the same company at full economic or commercial value, i.e., including not only the direct costs of production but also a reasonable proportion of "all other costs" (including company overhead) and profit. (See discussion of duplication data below.)

**Duplication in cost of materials and value of shipments.** The aggregate of the materials and value of shipments figures for industry groups and for all manufacturing industries includes large amounts of duplication, since the products of some industries are used as materials by others. With some important exceptions, such as for motor vehicles and parts, this duplication is not significant at the four-digit industry level. However, it is significant at the two- and three-digit industry group level because these totals often include industries which represent successive stages in the production of a finished manufactured product. An example is the inclusion of pulp mills to paper mills in the "paper and allied products" group of industries.

**Destination of products shipped, source of contract receipts, and class of customers.** Establishments were requested to report their shipments of products and contract receipts by customer location. For customers in Puerto Rico, establishments were also required to distribute these same data within Puerto Rico by class of customer (e.g., wholesalers, retailers, or household consumers).

No se incluyen los siguientes gastos: (1) gastos por servicios, tales como servicios de publicidad, seguro, y teléfono, así como servicios consultivos, y servicios de investigación y desarrollo; (2) gastos fijos, tales como los gastos de depreciación, los derechos de arrendamiento, los intereses, etc.; y (3) gastos por materiales, maquinaria y equipo utilizado en la expansión de plantas o reparaciones capitalizadas que se cargan a las cuentas de activo fijo.

**Valor de expedición de productos.** Esta categoría cubre el valor neto de venta cobrado o por cobrar, planta franco a bordo (excluyéndose los cargos por flete y arbitrios), de todos los productos expedidos, tanto primarios como secundarios, al igual que todos los ingresos misceláneos, tales como los ingresos de trabajos contratistas realizados para otros, instalación y reparación, venta de desechos, y venta de productos comprados y revendidos sin procesamiento adicional. Se incluyen todos los artículos hechos por o para los establecimientos con los materiales que son propiedad del establecimiento, ya sean materiales vendidos, transferidos a otras plantas dentro de la misma compañía, o expedidos a consignación. El valor neto de venta de los productos manufacturados bajo contrato en una planta con los materiales que pertenecían a otra, fue proporcionado por la planta que facilitó los materiales.

En el caso de las compañías que tienen varias unidades, se le pidió al establecimiento manufacturero que informara el valor de los productos transferidos a otros establecimientos de la misma compañía, según su valor total económico o comercial, o sea, que incluyera no sólo los gastos directos de producción, sino también una proporción razonable del "total de otros gastos" (incluyendo los gastos fijos de la compañía) y las ganancias. (Véase la explicación con respecto a la duplicación de datos a continuación.)

**Duplicación del costo de los materiales y del valor de expedición de productos.** Con respecto a los grupos industriales y a las industrias manufactureras en general, el valor agregado de las cifras correspondientes a los materiales y al valor de expedición de productos incluye mucha duplicación, ya que los productos de algunas industrias son utilizados como materiales por otras industrias. Con algunas importantes excepciones, tales como los vehículos de motor y sus piezas, esta duplicación no es significativa al nivel industrial de cuatro dígitos. Es significativa, sin embargo, al nivel de grupo industrial de dos y tres dígitos, ya que estos totales a menudo incluyen industrias que representan etapas sucesivas en la fabricación de un producto de manufactura terminado. Se pueden considerar como ejemplos la agregación de molinos de pulpa a las fábricas de papel en el grupo de "papel y productos afines."

**Destino de los productos expedidos, fuentes de los ingresos recibidos por contrato y clase de cliente.** Se les pidió a todos los establecimientos que listaran los productos expedidos y los ingresos recibidos por la labor contratada de acuerdo a la localización del cliente. Para clientes en Puerto Rico, también se le pidió a los establecimientos que distribuyeran estos mismos datos dentro de Puerto Rico según la clase de cliente (por ejemplo, mayoristas, detallistas, o consumidores domésticos).

---

In industry statistics, product figures are given by destination of shipments and source of contract receipts (table 8) and, within Puerto Rico, by class of customer (table 9). In these tables, product information is presented by primary industry of shipment and does not include receipts for nonmanufacturing activities, e.g., sale of scrap and refuse; other miscellaneous receipts, such as repair or renovation work; and the merchandising of products simply bought and resold. Therefore, the figure for value of shipments reported in these tables will generally be less than in other tables where nonmanufacturing activities are included.

Figures for shipments to the United States represent only direct exports by the manufacturing establishments. They do not represent all exports from goods manufactured in Puerto Rico, but exported by establishments in other trade areas or industries.

**Value added by manufacture.** This measure of manufacturing activity is derived by subtracting the cost of materials, supplies, containers, fuels, purchased electricity, and contract work from the value of shipments (products manufactured plus receipts for services rendered). The result of this calculation is then adjusted by the addition of value added by merchandising operations (i.e., the difference between the sales value and the cost of merchandise sold without further manufacture, processing, or assembly) plus the net change in finished goods and work-in-process inventories between the beginning and end of the year.

Value added avoids the duplication in the figure for value of shipments which results from the use of products of some establishments as materials by others. Value added is considered to be the best value measure available for comparing the relative economic importance of manufacturing among industries and geographic areas.

**Inventories.** Establishments were requested to furnish separate inventory data for (1) finished products, (2) work in process, and (3) materials, supplies, fuels, and electricity. Establishments were also asked to report the detailed inventory data at the beginning and end of the year, on a comparable basis.

En las estadísticas industriales, las cifras sobre los productos están clasificadas de acuerdo al país al que se expidieron los productos y a la fuente de donde se obtuvieron los ingresos por contrato (tabla 8) y, dentro de Puerto Rico, de acuerdo a la clase de cliente (tabla 9). En estas tablas, la información acerca de los productos está clasificada de acuerdo a la industria principal de expedición y no incluye los ingresos obtenidos por llevar a cabo actividades no manufactureras como por ejemplo, la venta de desperdicios y desechos, otros trabajos misceláneos como los de reparación o renovación y la distribución y venta de productos que simplemente son comprados y revendidos. Por lo tanto, la cifra correspondiente al valor de los productos expedidos que aparece en las tablas es, por lo general, menor que la de otras tablas donde se incluyen actividades no manufactureras.

Las estadísticas sobre los productos expedidos a los Estados Unidos representan sólo las exportaciones directas de los establecimientos manufactureros. Dichas estadísticas no representan las exportaciones realizadas por establecimientos en otras áreas o industrias.

**Valor agregado por la manufactura.** Esta medida de la actividad manufacturera es derivada restando el costo de los materiales, suministros, envases, combustible, electricidad comprada, y trabajo contratista del valor de los productos expedidos (productos manufacturados más ingresos por servicios prestados). El resultado de este cálculo entonces es ajustado sumando el valor agregado por las actividades de distribución y venta (es decir, la diferencia entre el valor de venta y el costo de la mercancía vendida sin manufactura, procesamiento, o ensamblaje adicional) más el cambio neto en los inventarios de productos terminados y de trabajos en marcha entre el comienzo y fin de año.

El valor agregado evita que haya alguna duplicación en la cifra correspondiente al valor de productos expedidos, que resulta del uso que algunos establecimientos dan (como materiales) a los productos manufacturados por otros establecimientos. El valor agregado es considerado como la mejor medida de valor disponible para comparar la importancia económica relativa de la manufactura entre industrias y áreas geográficas diferentes.

**Inventarios.** Se les pidió a los establecimientos que proporcionaran, por separado, datos relacionados con los siguientes aspectos del inventario: (1) productos terminados, (2) trabajo aún no terminado y (3) materiales, suministros, combustible y electricidad. A los establecimientos se les pidió además que declararan estos datos detallados con respecto al principio y fin del año para poder compararlos.



---

In using inventory data by stage of fabrication for all industries and at the major industry group level, the reader should note the following: An item treated as a finished product by an establishment in one industry may be reported as a raw material by an establishment in a different industry. Such differences are present in the inventory figures by stage of fabrication shown for individual industries, industry groups, and all manufacturing. The published data are merely aggregates of figures reported by establishments in specified industries. Furthermore, the total finished goods inventory for "all manufacturing" includes items that are not finished manufactured products.

**Expenditures for plant and equipment.** Manufacturers were asked to report their expenditures for (1) permanent additions and major alterations to manufacturing establishments, (2) new machinery and equipment used for replacement and additions to plant capacity if they were of the type for which depreciation accounts were ordinarily maintained, and (3) used buildings and equipment.

These totals exclude that portion of expenditures for new facilities and equipment leased from nonmanufacturing concerns, new facilities owned by the Federal Government but operated under contract by private companies, and any plant or equipment furnished to the manufacturer by communities and nonprofit organizations. Also excluded are expenditures for land, and cost of maintenance and repairs charged as current operating expenses.

Cuando se utilizan datos de inventario con respecto a todas las industrias a nivel del grupo industrial principal y según la etapa de fabricación, el lector debe tomar en cuenta lo siguiente. Un artículo considerado como producto terminado por un establecimiento de una industria en particular, puede a la vez ser considerado como materia prima por un establecimiento de una industria diferente. Estas diferencias están presentes en las cifras de inventario que se muestran, de acuerdo a la etapa de fabricación, para las industrias individuales, los grupos de industrias y la manufactura en general. Los datos publicados son simplemente los valores agregados de las cifras declaradas por establecimientos de industrias específicas. El total del inventario de productos terminados de la "manufactura en general" incluye ciertos artículos que no son productos terminados.

**Inversiones en planta y equipo.** Se les pidió a los establecimientos de manufactura que informaran sus inversiones en (1) adiciones permanentes y modificaciones mayores a los establecimientos de manufactura, (2) maquinaria y equipo nuevo utilizado para substituir y complementar la capacidad de la planta, si esta maquinaria y equipo eran del tipo sobre el cual usualmente se llevan cuentas de depreciación y (3) edificios y equipo usado.

Estos totales excluyen la porción de los gastos que corresponde a las rentas pagadas a los establecimientos no manufactureros a cambio de equipo e instalaciones nuevas, las instalaciones nuevas que son propiedad del gobierno federal pero que son administradas bajo contrato por compañías privadas y las plantas o equipo suministrado al fabricante por las comunidades y organizaciones sin fines de lucro. También se excluyen las inversiones en terreno y el costo del mantenimiento y las reparaciones que se atribuyeron a los gastos corrientes de operación.


# Appendix B./Apéndice B. Report Form and Information Sheet/Cuestionario y la Hoja de Información

---

The report form and information sheet, in English and Spanish, are shown on the following pages.  
El cuestionario y la hoja de información, en inglés y español, aparecen en las páginas siguientes.

**1997 ECONOMIC CENSUS  
PUERTO RICO**

OMB No. 0607-0839: Approval Expires 03/31/2000

		
Census use only		

**OA-9820**

*(Please correct any errors in name and address, and ZIP Code)*

**DUE DATE: FEBRUARY 12, 1998**

Include the Census File Number (CFN) shown on the label of this report form with any correspondence.

**Please complete this form and return to:**



DIRECTOR  
BUREAU OF THE CENSUS  
ATTENTION: OUTLYING AREAS  
1201 East Tenth Street  
Jeffersonville, IN 47134-0001

**YOU ARE REQUIRED BY LAW (Title 13, U.S. Code and an Act of the Legislature of Puerto Rico No. 11 of March 27, 1950) to complete this report form for the establishment identified in the label and return it to the Bureau of the Census.** By the same law, your report to the Census Bureau is **confidential**. It may be seen only by sworn Census employees and may be used only for statistical purposes. The law also provides that copies retained in your files are **immune from legal process**.

**REPORT DATA FOR CALENDAR YEAR 1997.** If records are not available, reasonable estimates are acceptable. If reporting on a calendar year will involve considerable additional cost and your fiscal year ended between October 31, 1997 and February 1998, you may report data on fiscal year basis, except for employment and payroll data. Calendar year employment and payroll data should be available from your tax records.

**ALL ESTABLISHMENTS COMPLETE SECTIONS A AND H.** Complete the ONE section (B-G) which best describes your kind of business or activity.

***IT IS VERY IMPORTANT THAT YOU READ  
THE ACCOMPANYING INSTRUCTIONS AS YOU ANSWER THE QUESTIONS.***

**Section A – GENERAL INFORMATION**

<p><b>Item 1. EMPLOYER IDENTIFICATION NUMBER</b></p> <p><b>Is the Employer Identification Number (EIN) shown in the label the same as that used for this establishment on its latest 1997 Employer's Quarterly Federal Tax Return, Internal Revenue Service (IRS) Form 941-PR?</b></p> <p>094 1 <input type="checkbox"/> YES          2 <input type="checkbox"/> NO – Report current EIN (9 digits) → <table border="1" style="display: inline-table; width: 100px; height: 20px; vertical-align: middle;"><tr><td> </td><td> </td><td> </td><td> </td><td> </td><td> </td><td> </td><td> </td><td> </td><td> </td></tr></table></p>											<table border="1" style="width:100%; border-collapse: collapse;"> <tr> <td style="width:15%;"><i>HOW TO REPORT DOLLAR FIGURES</i></td> <td style="width:55%;"><i>Report dollar values rounded to thousands.</i></td> <td style="width:10%; text-align: center;">Mil- lions (000)</td> <td style="width:10%; text-align: center;">Thou- sands (000)</td> <td style="width:10%; text-align: center;">Dol- lars (000)</td> </tr> <tr> <td></td> <td><b>EXAMPLE:</b> Report \$1,125,628 as →</td> <td align="center"><b>1</b></td> <td align="center"><b>126</b></td> <td></td> </tr> </table>	<i>HOW TO REPORT DOLLAR FIGURES</i>	<i>Report dollar values rounded to thousands.</i>	Mil- lions (000)	Thou- sands (000)	Dol- lars (000)		<b>EXAMPLE:</b> Report \$1,125,628 as →	<b>1</b>	<b>126</b>										
<i>HOW TO REPORT DOLLAR FIGURES</i>	<i>Report dollar values rounded to thousands.</i>	Mil- lions (000)	Thou- sands (000)	Dol- lars (000)																										
	<b>EXAMPLE:</b> Report \$1,125,628 as →	<b>1</b>	<b>126</b>																											
<p><b>Item 2. PHYSICAL LOCATION</b></p> <p><b>a. Is the physical location of this establishment the same as the address shown in the label?</b>  <b>NOTE – P.O. boxes or rural routes are not physical locations.</b></p> <p>093 1 <input type="checkbox"/> YES          2 <input type="checkbox"/> NO – Report correct physical location below.</p> <table border="1" style="width:100%; border-collapse: collapse;"> <tr><td colspan="3">Number and street</td></tr> <tr><td>City or town</td><td>State</td><td>ZIP Code</td></tr> </table> <p><b>b. In what municipio is this establishment physically located?</b></p> <p>103 _____</p>	Number and street			City or town	State	ZIP Code	<p><b>Item 5. DOLLAR VOLUME OF BUSINESS</b></p> <table border="1" style="width:100%; border-collapse: collapse;"> <tr> <td style="width:15%;"></td> <td style="width:10%; text-align: center;">Mil.</td> <td style="width:10%; text-align: center;">Thou.</td> <td style="width:10%; text-align: center;">Dol.</td> </tr> <tr> <td><b>What was the dollar volume of merchandise sales and other operating receipts for this establishment in 1997?</b></td> <td align="center">010</td> <td></td> <td></td> </tr> </table>		Mil.	Thou.	Dol.	<b>What was the dollar volume of merchandise sales and other operating receipts for this establishment in 1997?</b>	010																	
Number and street																														
City or town	State	ZIP Code																												
	Mil.	Thou.	Dol.																											
<b>What was the dollar volume of merchandise sales and other operating receipts for this establishment in 1997?</b>	010																													
<p><b>Item 3. OPERATIONAL STATUS</b></p> <p><b>a. How many months during 1997 did this firm or organization actively operate this establishment?</b></p> <table border="1" style="width:100%; border-collapse: collapse;"> <tr><td align="right">Number of months</td></tr> <tr><td align="center">002</td></tr> </table> <p><b>b. Which of the following best describes the operational status of this establishment at the end of 1997? Mark (X) only ONE box.</b></p> <p>001 1 <input type="checkbox"/> In operation          2 <input type="checkbox"/> Temporarily or seasonally inactive          3 <input type="checkbox"/> Ceased operation – Give date → <table border="1" style="display: inline-table; width: 60px; height: 20px; vertical-align: middle;"><tr><td> </td><td> </td><td> </td></tr></table>          4 <input type="checkbox"/> Sold or leased to another operator – Enter name, etc. below AND give date → <table border="1" style="display: inline-table; width: 60px; height: 20px; vertical-align: middle;"><tr><td> </td><td> </td><td> </td></tr></table></p> <table border="1" style="width:100%; border-collapse: collapse;"> <tr><td colspan="3">Name of new owner or operator</td></tr> <tr><td colspan="3">Number and street</td></tr> <tr><td>City or town</td><td>State</td><td>ZIP Code</td></tr> </table>	Number of months	002							Name of new owner or operator			Number and street			City or town	State	ZIP Code	<p><b>Item 6. PAYROLL</b></p> <table border="1" style="width:100%; border-collapse: collapse;"> <tr> <td style="width:15%;"></td> <td style="width:10%; text-align: center;">Mil.</td> <td style="width:10%; text-align: center;">Thou.</td> <td style="width:10%; text-align: center;">Dol.</td> </tr> <tr> <td><b>a. What was the total ANNUAL payroll, before deductions, for this establishment in 1997?</b></td> <td align="center">030</td> <td></td> <td></td> </tr> <tr> <td><b>b. What was the FIRST QUARTER (January–March) payroll, before deductions?</b></td> <td align="center">031</td> <td></td> <td></td> </tr> </table>		Mil.	Thou.	Dol.	<b>a. What was the total ANNUAL payroll, before deductions, for this establishment in 1997?</b>	030			<b>b. What was the FIRST QUARTER (January–March) payroll, before deductions?</b>	031		
Number of months																														
002																														
Name of new owner or operator																														
Number and street																														
City or town	State	ZIP Code																												
	Mil.	Thou.	Dol.																											
<b>a. What was the total ANNUAL payroll, before deductions, for this establishment in 1997?</b>	030																													
<b>b. What was the FIRST QUARTER (January–March) payroll, before deductions?</b>	031																													
<p><b>Item 4. LEGAL FORM OF ORGANIZATION</b></p> <p><b>a. Which of the following best describes the legal form of organization of this establishment at the end of 1997? Mark (X) only ONE box.</b></p> <p>003 1 <input type="checkbox"/> Individual proprietorship          2 <input type="checkbox"/> Partnership          8 <input type="checkbox"/> Cooperative association          0 <input type="checkbox"/> Corporation (Do not mark if any form of cooperative association)          5 <input type="checkbox"/> Government – Specify _____          9 <input type="checkbox"/> Other – Specify _____</p> <p><b>b. If "Corporation" was marked: Which of the following best describes this establishment at the end of 1997? Mark (X) only ONE box.</b></p> <p>106 1 <input type="checkbox"/> Private corporation          2 <input type="checkbox"/> Public corporation</p>	<p><b>Item 7. EMPLOYMENT</b></p> <table border="1" style="width:100%; border-collapse: collapse;"> <tr> <td style="width:15%;"></td> <td style="width:85%; text-align: center;">Number</td> </tr> <tr> <td><b>a. How many EMPLOYEES (full- and part-time) were on your payroll during the pay period which included March 12, 1997?</b></td> <td align="center">032</td> </tr> <tr> <td><b>b. How many PROPRIETORS and PARTNERS worked 15 or more hours during the week which included March 12, 1997?</b></td> <td align="center">104</td> </tr> <tr> <td><b>c. How many UNPAID FAMILY members worked 15 or more hours during the week which included March 12, 1997?</b></td> <td align="center">105</td> </tr> </table>		Number	<b>a. How many EMPLOYEES (full- and part-time) were on your payroll during the pay period which included March 12, 1997?</b>	032	<b>b. How many PROPRIETORS and PARTNERS worked 15 or more hours during the week which included March 12, 1997?</b>	104	<b>c. How many UNPAID FAMILY members worked 15 or more hours during the week which included March 12, 1997?</b>	105																					
	Number																													
<b>a. How many EMPLOYEES (full- and part-time) were on your payroll during the pay period which included March 12, 1997?</b>	032																													
<b>b. How many PROPRIETORS and PARTNERS worked 15 or more hours during the week which included March 12, 1997?</b>	104																													
<b>c. How many UNPAID FAMILY members worked 15 or more hours during the week which included March 12, 1997?</b>	105																													
<p><b>Item 8. PRINCIPAL TYPE OF BUSINESS OR ACTIVITY</b></p> <p><b>Which of the following best describes the PRINCIPAL business or activity being operated at the end of 1997? Mark (X) only ONE box.</b></p> <p>107 1 <input type="checkbox"/> WHOLESALE  <i>Continue with section B, page 3</i></p> <p>2 <input type="checkbox"/> RETAIL  <i>Continue with section C, page 5</i></p> <p>3 <input type="checkbox"/> SERVICES  <i>Continue with section D, page 7</i></p> <p>4 <input type="checkbox"/> HOTELS, MOTELS, AND OTHER LODGING PLACES – <i>Continue with section E, page 9</i></p> <p>5 <input type="checkbox"/> MANUFACTURES  <i>Continue with section F, page 10</i></p> <p>6 <input type="checkbox"/> CONSTRUCTION  <i>Continue with section G, page 14</i></p> <p>7 <input type="checkbox"/> Other – <i>Specify in REMARKS below and skip to section H, page 17, and complete item 52.</i></p>	<p>REMARKS</p>																													

If not shown, please enter your 11-digit Census File Number from the address label on page 1

Census File Number

**Section B – WHOLESALE**

**Item 9. KIND OF BUSINESS – WHOLESALE**

What was the **PRINCIPAL** kind of business for this establishment in 1997 (or activity by which your business is known to the trade or public)? Mark (X) only ONE box.

- 070
- Motor vehicles and automotive parts and supplies. . . . .  5010
  - Furniture and home furnishings . . . . .  5020
  - Lumber and other construction materials . . . . .  5030
  - Office equipment . . . . .  5044
  - Computers, peripheral equipment, and software . . . . .  5045
  - Other commercial equipment (Include restaurant and hotel equipment and store machines.) . . . . .  5046
  - Medical and hospital equipment . . . . .  5047
  - Other professional equipment and supplies – *Specify* . . . . .  5049
- 
- Metals and minerals, except petroleum . . . . .  5050
  - Electrical apparatus and equipment, wiring supplies, and construction materials . . . . .  5063
  - Electrical appliances, radios, and television sets . . . . .  5064
  - Other electronic parts and equipment – *Specify* . . . . .  5065
- 
- Hardware. . . . .  5072
  - Plumbing and heating equipment and supplies . . . . .  5074
  - Construction and mining machinery. . . . .  5082
  - Industrial machinery and equipment . . . . .  5084
  - Industrial supplies . . . . .  5085
  - Service establishment equipment . . . . .  5087
  - Transportation equipment and supplies; farm, garden, and other machinery and equipment – *Specify* . . . . .  5089
- 
- Jewelry and precious stones . . . . .  5094
  - Other durable goods – *Specify* . . . . .  5099

- 
- Paper and paper products . . . . .  5110
  - Drugs, drug proprietaries, and druggists' sundries. . . . .  5120
  - Apparel, piece goods, and notions. . . . .  5130
  - Groceries and related products. . . . .  5140
  - Chemicals and allied products . . . . .  5160
  - Petroleum and petroleum products (Include bulk stations and terminals.) . . . . .  5170
  - Beer, wine, and distilled alcoholic beverages . . . . .  5180
  - Farm supplies . . . . .  5191
  - Books, periodicals, and newspapers . . . . .  5192
  - Flowers and florists' supplies. . . . .  5193
  - Paint, paint supplies, and wallpaper . . . . .  5198
  - Other nondurable goods – *Specify* . . . . .  5199

**Item 10. TYPE OF OPERATION**

Which of the following best describes the type of operation on which the major portion of your business was conducted in 1997? Mark (X) only ONE box.

- 060  Merchant (buying and selling on own account)
- 20  Manufacturers' sales branch or sales office
- 42  Broker, agent, commission merchant
- 77  Other type of operation – *Specify*

064 \_\_\_\_\_

**Item 11. EMPLOYMENT BY PRINCIPAL ACTIVITY**

What was the approximate number of employees by principal activity during the pay period which included March 12, 1997?

	Number
a. Selling	131
b. Sales support (including office, clerical, warehouse, driver, and maintenance employees)	132
c. Central administrative and auxiliary	133
d. Manufacturing	134
e. Other – <i>Specify</i>	135

HOW TO REPORT PERCENTS	Report percentages as whole numbers	Percent
	<b>EXAMPLE:</b> Report 38.76% as →	<b>39</b> %

**Item 12. CLASS OF CUSTOMER**

What was the percentage of 1997 sales (item 5) to each customer class?

	Percent
a. To farmers for farm use	147 %
b. To builders and contractors	149 %
c. To exporters (export sales)	141 %
d. To retailers and repair shops	143 %
e. To wholesale establishments	144 %
f. To household consumers and individual users	148 %
g. To industrial users (manufacturing and mining)	145 %
h. To institutional, commercial, and professional users	146 %
i. To governmental bodies (Federal, Commonwealth, and municipal)	150 %
<b>j. TOTAL</b> (Sum of lines a through i should equal 100%)	<b>100</b> %

**Item 13. OPERATING EXPENSES**

What were the **TOTAL 1997 operating expenses, including payroll, but excluding the cost of goods sold and interest expense?**

Mil.	Thou.	Dol.
040		

**Item 14. DOLLAR VOLUME OF BUSINESS**

a. Did this establishment sell merchandise for the account of others on a **COMMISSION** or **BROKERAGE** basis in 1997?

- 121  YES – Go to item 14b
- 2  NO – Skip to item 14d

b. What was the gross selling value of business conducted on a commission or brokerage basis for the account of others? (Included in item 5.)

Mil.	Thou.	Dol.
122		

c. What was the dollar volume of commissions or brokerage received on transactions reported in item 14b?

123		
-----	--	--

d. What percentage of the products sold by this establishment (including firms under common ownership or control) did your company manufacture or mine in the United States, Puerto Rico, or U.S. territories?

Percent
124 %

**NOTE** – If this is the only establishment of this firm, skip to item 15.

e. What was the dollar volume of transfer (billings) to other establishments within your company? (NOT included in item 5.)

Mil.	Thou.	Dol.
125		

## Section B – WHOLESALE (Continued)

<b>Item 15. INVENTORIES</b>				<b>Item 17. COMMODITY LINES (Continued)</b>			
<b>a. Did you have inventories at the end of 1997?</b>				Commodity lines			
180 <input type="checkbox"/> YES – Go to item 15b				Cen- sus use			
2 <input type="checkbox"/> NO – Skip to item 16				Percent of sales			
<b>b. Are inventories of this establishment subject to the last-in, first-out (LIFO) method of valuation?</b>				General-purpose industrial machinery, equipment, and parts			
185 <input type="checkbox"/> YES – Complete the remainder of this item				100 102			
2 <input type="checkbox"/> NO – Skip to item 15c				2320 %			
(1) Amount subject to LIFO costing (gross)				Industrial valves and fittings			
Mil. Thou. Dol.				2380 %			
182				Welding supplies (Exclude gases.)			
183				2440 %			
(a) Amount of LIFO reserve				Drugs, pharmaceuticals, cosmetics, and toiletries			
184				3500 %			
(b) LIFO value for line (1) (net)				Men's and boys' wear			
181				3800 %			
(2) Amount not subject to LIFO costing				Women's and children's wear			
046				3900 %			
<b>c. What was the TOTAL value of all inventories for 1997?</b>				Footwear			
<b>NOTE – (LIFO users only) The sum of (1)(a), (1)(b), and (2) should equal item 15c.</b>				4000 %			
<b>Item 16. STORAGE SPACE</b>				Frozen foods, packaged			
<b>Did you have warehouse, stockroom, or other inventory storage space on December 31, 1997?</b>				4100 %			
190 <input type="checkbox"/> YES – Report usable under-roof floor space excluding space occupied by interior walls, permanent aisles, elevator shafts, stairways, offices, shipping platforms, etc. →				Dairy products, except dried or canned			
2 <input type="checkbox"/> NO				4200 %			
Square feet				Poultry and poultry products (Exclude frozen packaged.)			
191				4300 %			
<b>Item 17. COMMODITY LINES</b>				Confectionery			
<b>What was the estimated percentage of total 1997 sales (item 5) for each commodity line you specify for this establishment?</b>				4400 %			
Commodity lines				Fish and seafoods (Exclude canned and frozen packaged.)			
Cen- sus use				4500 %			
Percent of sales				Meat and meat products (Exclude canned and frozen packaged.)			
100 102				4600 %			
New and used automobiles, motorcycles, buses, campers, and motor homes				Fresh fruits and vegetables			
0100 %				4700 %			
Automotive parts and supplies (new and rebuilt)				Coffee, tea, and spices (processed)			
0200 %				4800 %			
Used automotive parts, accessories, and equipment				Bread and baked goods			
0240 %				4820 %			
Tires and tubes				Canned foods			
0300 %				4830 %			
Household and lawn furniture				Food and beverage basic materials			
0400 %				4840 %			
Linens, domestics, curtains, and draperies				Soft drinks			
0520 %				4850 %			
Lumber: rough, dressed, and finished				Other grocery specialties			
0600 %				4860 %			
Plywood and millwork				Grain and beans			
0620 %				4900 %			
Brick, stone, tile, sand, block, cement, and gravel				Plastics materials and basic forms			
0700 %				5300 %			
Office equipment and supplies				Chemicals and allied products (Exclude agriculture, plastics, gases, and petroleum.)			
0900 %				5330 %			
Surgical, medical, and hospital supplies				Petroleum products			
1000 %				5400 %			
Electrical apparatus and equipment				Liquefied petroleum gases (Exclude natural gas.)			
1400 %				5420 %			
Electrical appliances, household				Beer and ale			
1500 %				5600 %			
Electronic parts and equipment (except communication equipment)				Wines and distilled alcoholic beverages			
1600 %				5700 %			
Hardware (Include power hand tools.)				Paint, paint supplies, and wallpaper			
1700 %				6000 %			
Plumbing and heating equipment and supplies (hydronics)				Books, periodicals, newspapers, and miscellaneous printed materials			
1800 %				6100 %			
				Other commodities – Refer to the list of Wholesale Commodity Lines on page 18 to specify kind(s) and enter code(s).			
				Code			
				076			
				1) 9811 %			
				077			
				2) 9812 %			
				078			
				3) 9813 %			
				Service receipts and labor charges			
				9700 %			
				Miscellaneous receipts			
				9980 %			
				<b>TOTAL</b>			
				9990 <b>100 %</b>			

**PROCEED TO SECTION H, PAGE 17, AND COMPLETE THE REST OF THE FORM.**

If not shown, please enter your 11-digit Census File Number from the address label on page 1

Census File Number

**Section C – RETAIL**

**Item 18. KIND OF BUSINESS – RETAIL**

What was the PRINCIPAL kind of business for this establishment in 1997 (or activity by which your business is known to the trade or public)? Mark (X) only ONE box.

- Building materials, hardware, garden supply, mobile home** 070
- Lumber and other building material dealer. . . . .  5211
  - Wholesale lumber and other building material dealer. . . . .  5031
  - Retail paint, glass, and wallpaper store. . . . .  5231
  - Wholesale paint, glass, and wallpaper store . . . . .  5198
  - Hardware store . . . . .  5251
  - Retail nursery, lawn, and garden supplies store . . . . .  5261

- General merchandise**
- Department store . . . . .  5311
  - Variety store. . . . .  5331
  - Miscellaneous general merchandise . . . . .  5399

- Food**
- Grocery store . . . . .  5411
  - Supermarket . . . . .  5412
  - Cash and carry . . . . .  5413
  - Meat and fish (seafood) market, freezer provisioners . . . . .  5421
  - Fruit store and vegetable market . . . . .  5431
  - Candy, nut, and confectionery store . . . . .  5441
  - Dairy products store . . . . .  5451
  - Retail bakery . . . . .  5461
  - Other food store – Specify . . . . .  5499

- Automotive dealers and gasoline service stations**
- Motor vehicle dealer – new and used cars . . . . .  5511
  - Motor vehicle dealer – used cars only . . . . .  5521
  - Auto and home supply store. . . . .  5531
  - Gasoline service station . . . . .  5541
  - Boat dealer . . . . .  5551
  - Recreational vehicle dealer . . . . .  5561
  - Miscellaneous automotive and aircraft dealer . . . . .  5599

- Apparel and accessories**
- Men’s and boys’ clothing and furnishings store . . . . .  5611
  - Women’s ready-to-wear store . . . . .  5621
  - Women’s accessory and specialty store . . . . .  5632
  - Children’s and infants’ wear store. . . . .  5641
  - Family clothing store . . . . .  5651
  - Shoe store . . . . .  5661
  - Miscellaneous apparel and accessory store – Specify . . . . .  5699

- Furniture, homefurnishings, and equipment**
- Furniture store . . . . .  5712
  - Floor covering store . . . . .  5713
  - Draperies, curtain, and upholstery store . . . . .  5714
  - Miscellaneous homefurnishings store . . . . .  5719
  - Household appliance store. . . . .  5722
  - Radio, television, and electronics store . . . . .  5731
  - Computer and software store (selling primarily to individual home consumers) . . . . .  5734
  - Record and prerecorded tape store . . . . .  5735
  - Musical instrument store . . . . .  5736

**Item 18. KIND OF BUSINESS – RETAIL (Continued)**

**Eating and drinking places**

- Eating place 070
- Cafeteria. . . . .  5811
  - Restaurant (full menu provided with waiter/waitress service and patrons seated) . . . . .  5812
  - Refreshment place or other eating place providing a limited menu of food items (hamburgers, steak, seafood, chicken, pizza, pancakes, etc.) . . . . .  5814
  - Fast food . . . . .  5815
  - Other – Specify . . . . .  5816

- Eating place with 25 or more guestrooms . . . . .  7015
- Drinking place (bar, cocktail lounge, etc.) . . . . .  5813

**Miscellaneous retail stores**

- Drug and proprietary store . . . . .  5912
- Liquor store . . . . .  5921
- Sporting goods store and bicycle shop . . . . .  5941
- Book store. . . . .  5942
- Stationery store. . . . .  5943
- School supplies store . . . . .  5943
- Jewelry store . . . . .  5944
- Hobby, toy, and game shop . . . . .  5945
- Camera and photographic supply store . . . . .  5946
- Gift, novelty, and souvenir store . . . . .  5947
- Luggage and leather goods store . . . . .  5948
- Sewing, needlework, and piece goods store . . . . .  5949
- Nonstore retailer
  - Mail order (catalog selling) . . . . .  5961
  - Operating merchandise vending machines . . . . .  5962
  - House-to-house or telephone (direct selling) . . . . .  5963
- Fuel dealer . . . . .  5983
- Liquefied petroleum gas dealer . . . . .  5984
- Florist . . . . .  5992
- Cigar store and stand . . . . .  5993
- News dealer and newsstand. . . . .  5994
- Optician’s goods store . . . . .  5995
- Other – Specify . . . . .  5999

**Item 19. UNDER-ROOF FLOOR SPACE**

Did this establishment have any under-roof floor space used as a department, variety, grocery, or drug store in 1997?

- 250 1  YES – TOTAL floor space . . . . .
- 2  NO Under-roof SELLING space . . . . .

Square feet
252
251

**Item 20. FRANCHISE NAME**

Did this establishment use a name authorized by a franchisor in 1997?

- 333 1  YES – Does the franchisor own or operate the establishment? . . . . . 1  YES
- 2  NO . . . . . 2  NO

**Item 21. SHOPPING CENTER**

Is this establishment physically located in a shopping center or mall?

- 390 1  YES
- 2  NO

## Section C – RETAIL (Continued)

<b>HOW TO REPORT PERCENTS</b>		Percent	Item 23. MERCHANDISE LINES (Continued)		
Report percentages as whole numbers <b>EXAMPLE:</b> Report 38.76% as $\longrightarrow$		<b>39</b> %	Merchandise line	Cen- sus use	Percent of sales
<b>Item 22. CLASS OF CUSTOMER</b> <b>What was the percentage of total 1997 sales (item 5) by class of customer?</b>					
		Percent			
a. General public		237 %	Living room, dining room, bedroom furniture (except odd beds, cots, etc.)		
b. Other		239 %	All other furniture		
<b>Item 23. MERCHANDISE LINES</b> <b>What was the estimated percentage of total 1997 sales (item 5) for each merchandise line you specify for this establishment?</b>					
Merchandise line	Cen- sus use	Percent of sales			
	230	232			
Meat, fish, and poultry	0101	%	Floor coverings		
Produce (fresh fruits and vegetables)	0102	%	Home computer hardware, software, and other calculating equipment and supplies		
Frozen foods	0103	%	Kitchenware and homefurnishings		
Dairy products and related foods	0104	%	Jewelry		
Bakery products, except frozen	0106	%	Photographic equipment and supplies		
All other foods, excluding pet food	0114	%	Optical goods		
Meals, snacks, sandwiches, nonalcoholic beverages generally served for consumption at this establishment	0120	%	Sporting goods and trophies		
Alcoholic drinks (served at this establishment)	0130	%	Recreational vehicles		
Packaged liquor, wine, and beer	0140	%	Hardware, tools, plumbing, and electrical supplies		
Cigars, cigarettes, tobacco, and smokers' accessories (Exclude sales from vending machines owned by others.)	0150	%	Lawn and garden equipment and supplies, cut flowers, plants, shrubs, fertilizers, etc.		
Prescription drugs from a pharmacist	0161	%	Lumber, millwork, building materials, and home repair and modernization equipment, and supplies		
Nonprescription medicines and vitamins, proprietary and over-the-counter ethical medicines, and other health and beauty aids	0162	%	Paint, paint sundries, glass, and wallpaper		
Soaps, detergents, and household cleaners	0180	%	Mobile homes		
Paper products	0190	%	New automobiles, vans, and trucks		
Men's and boys' wear	0200	%	Used automobiles, vans, and trucks		
Women's and girls' wear	0220	%	Other powered transportation vehicles		
Women's accessories	0230	%	Gasoline		
Footwear	0260	%	Diesel fuel		
Sewing, knitting, needlework goods	0270	%	Other automotive fuel		
Curtains, drapes, shades, blinds, slipcovers, towels, sheets, blankets, table linens, etc.	0280	%	Automotive lubricants (oils, grease, etc.)		
Major household appliances	0300	%	Automotive tires, tubes, batteries, parts, and accessories		
Small electric appliances	0310	%	Household fuels		
Televisions, video recording devices, video tapes, etc.	0320	%	All other merchandise <i>If sales of merchandise on this line exceed 5 percent of total, specify principal lines and estimated percent of sales on next line</i>		
Audio equipment, musical instruments and supplies	0330	%	076 1) <b>9811</b> %		
Sleep furniture and equipment	0343	%	077 2) <b>9812</b> %		
			078 3) <b>9813</b> %		
			Nonmerchandise receipts from customers <b>9900</b> %		
			<b>TOTAL</b> <b>9990</b> <b>100</b> %		

**PROCEED TO SECTION H, PAGE 17,  
AND COMPLETE THE REST OF THE FORM.**



If not shown, please enter your 11-digit Census File Number from the address label on page 1

Census File Number

**Section D – SERVICES**

**Item 24. KIND OF BUSINESS – SERVICES**

What was the PRINCIPAL kind of business for this establishment in 1997 (or activity by which your business is known to the trade or public)? Mark (X) only ONE box.

- Travel agencies and other passenger transportation services** 070
- Travel agency . . . . .  4724
  - Tour operator . . . . .  4725
  - Other services in arranging passenger transportation. . . . .  4729

- Personal services**
- Power laundry, family and commercial . . . . .  7211
  - Garment pressing and cleaner's agents . . . . .  7212
  - Linen supply . . . . .  7213
  - Coin-operated laundry and cleaning . . . . .  7215
  - Dry cleaning plant, except rug. . . . .  7216
  - Carpet and upholstery cleaning . . . . .  7217
  - Industrial launderers . . . . .  7218
  - Other laundry and garment services including hand laundry – *Specify* . . . . .  7219

- 
- Photographic studios, portrait . . . . .  7221
  - Beauty shop. . . . .  7231
  - Barber shop. . . . .  7241
  - Shoe repair and shoeshine parlors . . . . .  7251
  - Funeral service and crematory . . . . .  7261
  - Tax return preparation services . . . . .  7291
  - Other personal services – *Specify* . . . . .  7299

- Business services**
- Advertising agency . . . . .  7311
  - Outdoor advertising services . . . . .  7312
  - Radio, television, and publishers' advertising representatives . . . . .  7313
  - Other advertising services (except agencies) – *Specify* . . . . .  7319

- 
- Adjustment and collection services . . . . .  7322
  - Mercantile credit reporting agency . . . . .  7323
  - Direct mail advertising services . . . . .  7331
  - Photocopying and duplicating services . . . . .  7334
  - Commercial photography . . . . .  7335
  - Commercial art and graphic design . . . . .  7336
  - Secretarial and court reporting services . . . . .  7338
  - Disinfecting and exterminating services . . . . .  7342
  - Cleaning and maintenance services. . . . .  7349
  - Medical equipment rental and leasing . . . . .  7352
  - Heavy construction and earthmoving equipment, rental and leasing. . . . .  7353
  - Other equipment rental and leasing (except computers or automotive) . . . . .  7359
  - Employment agency . . . . .  7361
  - Temporary help supply services . . . . .  7363
  - Computer programming services . . . . .  7371
  - Prepackaged software . . . . .  7372
  - Computer integrated systems design . . . . .  7373

**Item 24. KIND OF BUSINESS – SERVICES (Continued)**

- Business services (Continued)** 070
- Data processing services. . . . .  7374
  - Information retrieval services . . . . .  7375
  - Computer facilities management services . . . . .  7376
  - Computer rental and leasing . . . . .  7377
  - Computer maintenance and repair . . . . .  7378
  - Computer related services . . . . .  7379
  - Detective, guard, and armored car services . . . . .  7381
  - Security systems services . . . . .  7382
  - News syndicates . . . . .  7383
  - Photofinishing laboratory . . . . .  7384
  - Other business services – *Specify* . . . . .  7389

- Automobile repair and services**
- Truck rental and leasing, without driver . . . . .  7513
  - Passenger car rental . . . . .  7514
  - Passenger car leasing . . . . .  7515
  - Utility trailer and recreational vehicle rental . . . . .  7519
  - Automobile parking . . . . .  7521
  - Top, body, and upholstery repair and painting shop . . . . .  7532
  - Auto exhaust systems repair shop . . . . .  7533
  - Tire retreading and repair shop . . . . .  7534
  - Automotive glass replacement shop . . . . .  7536
  - Automotive transmission repair shop. . . . .  7537
  - General automotive repair shop. . . . .  7538
  - Other automotive repair shop – *Specify* . . . . .  7539

- 
- Carwash . . . . .  7542
  - Other automotive services – *Specify* . . . . .  7549

- Miscellaneous repair services**
- Radio and television repair . . . . .  7622
  - Refrigeration and air conditioning service and repair shop. . . . .  7623
  - Electrical and electronic repair shop (except computer repair). . . . .  7629
  - Watch, clock, and jewelry repair. . . . .  7631
  - Reupholstery and furniture repair. . . . .  7641
  - Welding repair . . . . .  7692
  - Armature rewinding shop . . . . .  7694
  - Other repair services, including sewer and septic tank cleaning services – *Specify* . . . . .  7699

- Motion pictures**
- Motion picture and video production . . . . .  7812
  - Services allied to motion pictures. . . . .  7819
  - Motion picture and tape distribution . . . . .  7822
  - Motion picture distribution services. . . . .  7829
  - Theatres, except drive-in. . . . .  7832
  - Video tape rental . . . . .  7841

**Section D – SERVICES (Continued)**

**Item 24. KIND OF BUSINESS – SERVICES (Continued)**

**Amusement and recreation services, except motion pictures**

- 070
- Dance studios, schools, and halls . . . . .  7911
  - Theatrical producers and services. . . . .  7922
  - Bands, orchestras, actors, and other entertainers and entertainment groups . . . . .  7929
  - Bowling center . . . . .  7933
  - Commercial sports clubs, managers, and sports promoters . . . . .  7941
  - Racing, including track operation . . . . .  7948
  - Physical fitness facility . . . . .  7991
  - Public golf course. . . . .  7992
  - Coin-operated amusement devices . . . . .  7993
  - Lottery agency (except horserace) . . . . .  7994
  - Horserace betting agency . . . . .  7995
  - Amusement parks . . . . .  7996
  - Membership sports and recreation club . . . . .  7997
  - Cockfight arena . . . . .  7998
  - Other amusement and recreation services – *Specify* . . . . .  7999

**Medical and dental laboratories**

- Dental laboratory . . . . .  8072
- Other dental and medical services – *Specify* . . . . .  8021

**Legal services**

- Legal services. . . . .  8111
- Legal aid society (or other nonprofit legal services) – *Specify* . . . . .  9002

**Museums, art galleries, and botanical and zoological gardens**

- Museums and art galleries. . . . .  8412
- Botanical and zoological gardens . . . . .  8422

**Engineering, architectural, land surveying, research, management, and related services**

- Engineering services . . . . .  8711
  - Architectural services . . . . .  8712
  - Surveying services . . . . .  8713
  - Commercial, physical, and biological research. . . . .  8731
  - Commercial, economic, sociological, and educational nonphysical research. . . . .  8732
  - Commercial testing laboratory . . . . .  8734
  - Management services . . . . .  8741
  - Management consulting services . . . . .  8742
  - Public relations services . . . . .  8743
  - Facilities support management services . . . . .  8744
  - Other business consulting services – *Specify* . . . . .  8748
- Other kind of services – *Specify* . . . . .  8999

<b>HOW TO REPORT PERCENTS</b>	Report percentages as whole numbers	Percent
	<b>EXAMPLE:</b> Report 38.76% as →	<b>39</b> %

**Item 25. MERCHANDISE SALES**

**a. Did this establishment sell any merchandise over-the-counter or separate from services provided in 1997?**

- 371 1  YES – *Complete b below*  
 2  NO – *Skip to item 26*

**b. What was the estimated percentage of total 1997 receipts (item 5) from the sale of such merchandise? If more than 50 percent, describe the type of merchandise sold in the REMARKS section below.**

	Percent
372	%

**Item 26. SHOPPING CENTER**

**Is this establishment physically located in a shopping center or mall?**

- 390 1  YES  
 2  NO

REMARKS

**PROCEED TO SECTION H, PAGE 17, AND COMPLETE THE REST OF THE FORM.**

If not shown, please enter your 11-digit Census File Number from the address label on page 1

Census File Number

**Section E – HOTELS, MOTELS, AND OTHER LODGING PLACES**

**Item 27. KIND OF BUSINESS – HOTELS, MOTELS, AND OTHER LODGING PLACES**

What was the **PRINCIPAL** kind of business for this establishment in 1997 (or activity by which your business is known to the trade or public)? Mark (X) only ONE box.

**Hotels, motels, and guest houses**

- Hotel with 100 or more guestrooms . . . . .  7011
- Hotel with 25 to 99 guestrooms . . . . .  7012
- Hotel with less than 25 guestrooms. . . . .  7013
- Recreational hotel (tourist villas and paradores) . . . . .  7014
- Motel . . . . .  7015
- Guest houses . . . . .  7016
- Organizational hotel or lodging house, with rooms open to the general public. . . . .  7041

**Other lodging places**

- Sporting and recreational camps – *Specify* . . .  7032
- Trailer parks and campsites (transients) . . . . .  7033
- Residential mobile home park. . . . .  6515
- Children’s day camp . . . . .  7999

Skip to section H, page 17

**Other kinds of activity or operation**

- Restaurant, including –
- Hotel with 100 or more guestrooms . . . . .  7018
- Hotel with 25 to 99 guestrooms . . . . .  7019
- Motel with 25 or more guestrooms . . . . .  7015
- Less than 25 guestrooms . . . . .  5812
- Other kind of activity – *Specify* . . . . .  7099

<b>HOW TO REPORT PERCENTS</b>	Report percentages as whole numbers	Percent
	<b>EXAMPLE:</b> Report 38.76% as →	<b>39</b> %

**Item 28. SOURCES OF RECEIPTS**

Receipts must be reported as percentages of total 1997 receipts (item 5).

Exclude occupancy or other taxes collected from customers.

**a. Receipts from customers**

What was the estimated percentage of 1997 sales and receipts from customers for the following? (DO NOT include receipts from coin-operated machines maintained by others.)

	Census use	Percent
(1) Guestroom or unit rentals (If meals are included as a room package, estimate the percentage for meals on line a(3).)	400	402 %
(2) Receipts from casino operations	0040	%
(3) Sales of meals and nonalcoholic beverages	0120	%
(4) Sales of alcoholic beverages for consumption on premises	0130	%
(5) Sales of packaged liquor, wine, or beer	0140	%
(6) Sales of other merchandise	9800	%
(7) All other receipts from customers (Include ballrooms, convention halls, laundry, valet, and other services.)	9980	%
<b>(8) TOTAL</b> (Sum of lines (1) through (7) should equal 100%)	<b>9990</b>	<b>100</b> %

**b. Receipts from other sources**

Were any receipts OTHER than from customers received by this establishment in its business operation? (Include rental and commission receipts from operators of leased departments, concessions and stores, and coin-operated machines.)

378 1  YES – What was the amount? →

Mil.	Thou.	Dol.
379		

2  NO

**Item 29. NUMBER AND TYPE OF ACCOMMODATIONS**

**a. What was the number of rooms, units, or quarters primarily rented as transient as of December 31, 1997?** The number of guestrooms, units, or quarters consists of the number which can be rented as single units. Suites of rooms which cannot be subdivided should be counted as a single unit.

Number as of December 31, 1997
381

**b. Were more than half of guestroom or unit rental receipts in 1997 from transient guests?**

- 383 1  YES
- 2  NO

**Item 30. PUERTO RICO TOURIST ENCOURAGEMENT LAW**

Did this establishment operate under the Puerto Rico Tourist Encouragement Law in 1997?

- 385 1  YES
- 2  NO

**PROCEED TO SECTION H, PAGE 17, AND COMPLETE THE REST OF THE FORM.**

## Section F – MANUFACTURES

### Item 31. KIND OF ACTIVITY – MANUFACTURES

**What was the PRINCIPAL kind of manufacturing activity for this establishment in 1997 (or activity by which the establishment is known to the trade or public)?** *Mark (X) only ONE box.*

#### Food and kindred products

070

- Meat packing plants . . . . .  2011
- Sausages and other prepared meat products from purchased materials . . . . .  2013
- Poultry slaughtering and processing . . . . .  2015
- Cheese natural and processed . . . . .  2022
- Ice cream and frozen desserts, except frozen bakery products . . . . .  2024
- Fluid milk and cream . . . . .  2026
- Other dairy products – *Specify* . . . . .  2029

- 
- Canned specialties, such as baby food and soups, except seafood . . . . .  2032
  - Canned fruits, vegetables, preserves, jams, and jellies . . . . .  2033
  - Frozen and preserved foods – *Specify* . . . . .  2038

- 
- Prepared feed and feed ingredients for animals and fowls, except dogs and cats . . . . .  2048
  - Other grain mill products – *Specify* . . . . .  2049

- 
- Bread and other bakery products . . . . .  2051
  - Cookies and crackers . . . . .  2052
  - Frozen bakery products, except bread . . . . .  2053
  - Candy and other confections, including chocolate candy . . . . .  2064
  - Other sugar products, peanuts, and nuts – *Specify* . . . . .  2069

- 
- Edible fats and oils – *Specify* . . . . .  2079

- 
- Distilled and blended liquors . . . . .  2085
  - Bottled and canned soft drinks . . . . .  2086
  - Flavoring extracts and syrups . . . . .  2087
  - Other beverages – *Specify* . . . . .  2089

- 
- Canned and cured fish and seafoods . . . . .  2091
  - Roasted coffee, coffee concentrates, and extracts . . . . .  2095
  - Manufactured ice . . . . .  2097
  - Other food preparations and kindred products – *Specify* . . . . .  2099

#### Tobacco products

- Cigars . . . . .  2121
- Other tobacco products – *Specify* . . . . .  2129

#### Textile mill products

- Knit outerwear mills, such as sweaters and sweat shirts . . . . .  2253
- Fabrics, carpets, yarn and thread, and other textile mill products – *Specify* . . . . .  2299

### Item 31. KIND OF ACTIVITY – MANUFACTURES (Continued)

#### Apparel and other finished products made from fabrics and similar materials

070

- Men's and boys' suits and coats . . . . .  2311
- Men's and boys' shirts . . . . .  2321
- Men's and boys' underwear and nightwear . . . . .  2322
- Men's and boys' trousers and slacks . . . . .  2325
- Men's and boys' work clothing . . . . .  2326
- Other men's and boys' clothing and furnishings – *Specify* . . . . .  2329

- 
- Women's and misses' blouses and shirts . . . . .  2331
  - Women's, misses', and juniors' dresses . . . . .  2335
  - Other women's, misses', and juniors' outerwear – *Specify* . . . . .  2339

- 
- Women's and children's underwear and nightwear . . . . .  2341
  - Bras, girdles, and allied garments . . . . .  2342
  - Girls' and children's dresses and blouses . . . . .  2361
  - Other girls' and children's outerwear . . . . .  2369
  - Curtains and draperies . . . . .  2391
  - Homefurnishings . . . . .  2392
  - Pleating and stitching . . . . .  2395
  - Automotive and apparel trimming . . . . .  2396
  - Other apparel and finished products – *Specify* . . . . .  2399

#### Lumber and wood products, except furniture

- Sawmills, flooring mills, and other special products sawmills – *Specify* . . . . .  2429

- 
- Wood millwork covered with metal and plastic materials . . . . .  2431
  - Wood kitchen cabinets and bathroom vanities . . . . .  2434
  - Hardwood and softwood veneer and plywood, and other structural wood members – *Specify* . . . . .  2439

- 
- Wood or wood and metal combination pallets and skids . . . . .  2448
  - Other wood containers – *Specify* . . . . .  2449

- 
- Wood preserving . . . . .  2491
  - Other wood products – *Specify* . . . . .  2499

#### Furniture and fixtures

- Wood household furniture, except upholstered . . . . .  2511
- Wood household furniture, upholstered . . . . .  2512
- Metal household furniture . . . . .  2514
- Mattresses, foundations, and convertible beds . . . . .  2515
- Other household furniture – *Specify* . . . . .  2519

- 
- Wood office furniture and other office furniture – *Specify* . . . . .  2529

- 
- Public building and related furniture . . . . .  2531
  - Wood shelving, lockers, and store fixtures . . . . .  2541
  - Office and store fixtures, except wood . . . . .  2542
  - Drapery hardware and window blinds and shades . . . . .  2591
  - Other furniture and fixtures – *Specify* . . . . .  2599

If not shown, please enter your 11-digit Census File Number from the address label on page 1

Census File Number

**Section F – MANUFACTURES (Continued)**

**Item 31. KIND OF ACTIVITY – MANUFACTURES (Continued)**

**Paper and allied products**

070

- Paper mills . . . . .  2621
- Paperboard mills . . . . .  2631
- Setup paperboard boxes . . . . .  2652
- Corrugated and solid fiber boxes . . . . .  2653
- Folding paperboard boxes . . . . .  2657
- Other paperboard containers and boxes – *Specify* . . . . .  2659

- Plastics, foil, and coated paper bags . . . . .  2673
- Other paper and allied products – *Specify* . . . . .  2679

**Printing, publishing, and allied industries**

- Newspapers: publishing, or publishing and printing . . . . .  2711
- Periodicals: publishing, or publishing and printing . . . . .  2721
- Books and pamphlets: publishing, or publishing and printing . . . . .  2731
- Miscellaneous publishing activities . . . . .  2741
- Commercial printing, lithographic . . . . .  2752
- Commercial printing, gravure . . . . .  2754
- Other commercial printing . . . . .  2759
- Manifold business forms . . . . .  2761
- Other printing and publishing – *Specify* . . . . .  2799

**Chemicals and allied products**

- Industrial gases and other inorganic chemicals – *Specify* . . . . .  2819
- Plastic materials and resins . . . . .  2821
- Other synthetics and manmade fibers, except glass – *Specify* . . . . .  2829
- Medicinal chemicals and botanical products . . . . .  2833
- Pharmaceutical preparations for human or veterinary use . . . . .  2834
- Diagnostic substances . . . . .  2835
- Soap and other detergents . . . . .  2841
- Polishes and sanitation goods preparations . . . . .  2842
- Surface active agents . . . . .  2843
- Perfumes, cosmetics, and other toilet preparations . . . . .  2844
- Paints and related products . . . . .  2851
- Adhesives and sealants . . . . .  2891
- Other chemicals and chemical preparations – *Specify* . . . . .  2899

**Petroleum refining and related industries**

- Petroleum refining, including gasoline and oil . . . . .  2911
- Asphalt paving mixtures and blocks . . . . .  2951
- Other petroleum and coal products – *Specify* . . . . .  2999

**Item 31. KIND OF ACTIVITY – MANUFACTURES (Continued)**

**Rubber and miscellaneous plastics products**

070

- Laminated plastics plate and sheet . . . . .  3083
- Plastics bottles . . . . .  3085
- Other rubber and plastics products – *Specify* . . . . .  3089

**Leather and leather products**

- Men's footwear, except athletic . . . . .  3143
- Women's handbags and purses . . . . .  3171
- Personal leather goods, except women's handbags and purses . . . . .  3172
- Other leather and leather products – *Specify* . . . . .  3199

**Stone, clay, glass, and concrete products**

- Glass products made of purchased glass . . . . .  3231
- Concrete block and brick . . . . .  3271
- Concrete products, except block and brick . . . . .  3272
- Ready-mixed concrete . . . . .  3273
- Cut stone and stone products . . . . .  3281
- Other products made of glass, hydraulic cement, clay, pottery, gypsum, lime, abrasive, asbestos, and nonmetallic mineral products – *Specify* . . . . .  3299

**Primary metal industries**

- Steel wiredrawing and steel nails and spikes . . . . .  3315
- Iron and steel foundries, nonferrous metals, and other primary metal industries products – *Specify* . . . . .  3399

**Fabricated metal products**

- Metal cans . . . . .  3411
- Heating equipment, except electric . . . . .  3433
- Fabricated structural metal . . . . .  3441
- Metal doors, sash, and trim . . . . .  3442
- Fabricated plate work (boiler shop) . . . . .  3443
- Sheet metal work . . . . .  3444
- Architectural and ornamental metal work . . . . .  3446
- Other structural metal work – *Specify* . . . . .  3449
- Screw machine products . . . . .  3451
- Bolts, nuts, screws, rivets, and washers . . . . .  3452
- Other metal stampings – *Specify* . . . . .  3469

- Plating and polishing of metals . . . . .  3471
- Miscellaneous fabricated wire products . . . . .  3496
- Other fabricated metal products – *Specify* . . . . .  3499

**Industrial and commercial machinery and computer equipment**

- Special dies, tools, jigs, and fixtures . . . . .  3544
- Other metalworking machinery and equipment – *Specify* . . . . .  3549
- Electronic computers . . . . .  3571

## Section F – MANUFACTURES (Continued)

### Item 31. KIND OF ACTIVITY – MANUFACTURES (Continued)

#### Industrial and commercial machinery and computer equipment (Continued)

- Computer peripheral equipment, including printers, plotters, and graphic displays . . . . .  3577 070
- Other office equipment including calculators, terminals, and computer storage devices – *Specify* . . . . .  3579
- 
- Refrigeration (air-conditioning) and heating equipment. . . . .  3585
- Other industrial and commercial machinery and computer equipment– *Specify* . . . . .  3599

#### Electronic and electrical equipment and components, except computer equipment

- Power, distribution, and specialty transformers . . . . .  3612
- Switchgear and switchboard apparatus . . . . .  3613
- Other electrical industrial apparatus – *Specify* . . . . .  3629
- 
- Household appliances – *Specify* . . . . .  3639
- 
- Current-carrying wiring devices . . . . .  3643
- Other electric lighting and wiring equipment – *Specify* . . . . .  3648
- 
- Telephone and telegraph apparatus . . . . .  3661
- Radio, TV, and other communication equipment – *Specify* . . . . .  3669
- 
- Printed circuit boards. . . . .  3672
- Electronic coils, transformers, and inductors. . . . .  3677
- Other electronic and electrical equipment and components – *Specify* . . . . .  3679

#### Transportation equipment

- Motor vehicle parts and accessories . . . . .  3714
- Motor vehicles and motor vehicle equipment – *Specify* . . . . .  3719
- 
- Boat building and repairing . . . . .  3732
- Aircraft, ship, and other transportation; parts, equipment, and repairing – *Specify* . . . . .  3799

#### Measuring, analyzing, and controlling instruments; photographic, medical and optical goods; watches and clocks

- Instruments to measure electricity . . . . .  3825
- Surgical, medical, and veterinary instruments and apparatus. . . . .  3841
- Orthopedic, prosthetic, and surgical appliances and supplies . . . . .  3842
- Dental equipment and supplies; radiographic, irradiation, electromedical, and electrotherapeutic apparatus – *Specify* . . . . .  3849
- 
- Ophthalmic goods (contact lenses, eyeglasses, and sunglasses) . . . . .  3851
- Other measuring, analyzing and controlling instruments; photographic and optical goods; watches and clocks – *Specify* . . . . .  3879

### Item 31. KIND OF ACTIVITY – MANUFACTURES (Continued)

#### Miscellaneous manufacturing industries

- 070
- Jewelry, precious metal . . . . .  3911
- Silverware and plated ware . . . . .  3914
- Jewelers' materials and lapidary work . . . . .  3915
- Costume jewelry and costume novelties . . . . .  3961
- Fasteners, buttons, needles, and pins. . . . .  3965
- Signs and advertising specialties . . . . .  3993
- Other manufacturing industries – *Specify* . . . . .  3999

### Item 32. SHIPMENTS AND OTHER RECEIPTS

	Mil.	Thou.	Dol.
<b>a. What was the total VALUE OF SHIPMENTS for products made in this establishment in 1997?</b> (Include interplant transfers.)	601		
<b>b. What were the receipts for CONTRACT WORK performed for others on their materials?</b> (Describe products worked on and kind of work.)	602		
<b>c. What were the MISCELLANEOUS RECEIPTS for –</b>	603		
(1) Sales of scrap and refuse?			
(2) Other miscellaneous receipts (including receipts for repair work, etc.)?	604		
<b>d. What were the receipts for RESALES, i.e., sales of products bought and sold without further manufacture, processing, or assembly in this establishment?</b>	605		

### Item 33. EMPLOYMENT AND HOURS WORKED

<b>a. How many PRODUCTION WORKERS were employed in 1997 during the pay period including the 12th of the month for the months shown?</b>  (1) March  (2) May  (3) August  (4) November  (Include permanent or temporary, full- or part-time.)		Number of employees
	610	
	611	
	612	
	613	
<b>b. How many other employees were employed during the pay period including March 12?</b>  <b>c. How many hours were worked by PRODUCTION WORKERS by quarter?</b>  (1) January through March  (2) April through June  (3) July through September  (4) October through December  (5) TOTAL hours worked (Sum of lines (1) through (4))	615	Hours worked
	616	
	617	
	618	
	619	
620		

If not shown, please enter your 11-digit Census File Number from the address label on page 1

Census File Number

**Section F – MANUFACTURES (Continued)**

**Item 34. PAYROLL**

What was the annual payroll, before deductions, for this establishment for the entire calendar year 1997?

	Mil.	Thou.	Dol.
625			
a. Production workers			
626			
b. All other employees			

**Item 35. SELECTED COSTS**

What was the cost to this establishment in 1997 for materials and services used?

	Mil.	Thou.	Dol.
630			
a. Electricity			
631			
b. Fuels consumed for heat or power			
632			
c. Contract labor for production			
633			
d. Contract work and nonproduction labor done for you by others			
634			
e. Products bought and resold in the same condition			
635			
f. Materials, parts, components, containers, etc.			

**Item 36. INVENTORIES**

a. Did you have inventories at the end of 1996 or 1997?

- 636 1  YES – Go to item 36b  
2  NO – Skip to item 37

b. Are inventories of this establishment subject to the last-in, first-out (LIFO) method of valuation?

- 637 1  YES – Complete the remainder of this item  
2  NO – Skip to item 36c

	END OF 1997			END OF 1996		
	Mil.	Thou.	Dol.	Mil.	Thou.	Dol.
(1) Amount subject to LIFO costing (gross)	638			639		
(a) Amount of LIFO reserve	640			641		
(b) LIFO value for line (1) (net)	642			643		
(2) Amount not subject to LIFO costing	644			645		

c. What was the TOTAL value of all inventories at the end of 1996 and 1997?

	END OF 1997			END OF 1996		
	Mil.	Thou.	Dol.	Mil.	Thou.	Dol.
(1) Materials, supplies, etc.	646			647		
(2) Work-in-process	648			649		
(3) Finished goods	650			651		
(4) TOTAL inventories (Sum of lines (1) through (3))	652			653		

NOTE – (LIFO users only) The sum of b(1)(a), b(1)(b), and b(2) should equal line c(4).

**Item 37. CAPITAL EXPENDITURES**

a. What were the capital expenditures for USED buildings and machinery in 1997 (excluding land)? (New capital expenditures should NOT be included in item 37a, but should be reported below in item 37b.)

	Mil.	Thou.	Dol.
655			

**Item 37. CAPITAL EXPENDITURES (Continued)**

b. What were the capital expenditures for NEW buildings and machinery?

(1) Buildings and other structures (Exclude land.)

(2) Machinery and equipment

	Mil.	Thou.	Dol.
656			
657			

**Item 38. VALUE OF PRODUCTS SHIPPED AND CONTRACT WORK PERFORMED BY CUSTOMER LOCATION**

What was the total dollar value of products made and contract work performed in 1997 for each of the following customer locations?

Customer location (1)	Value of products shipped (2)			Value of contract work (3)		
	Mil.	Thou.	Dol.	Mil.	Thou.	Dol.
a. U.S. and territories (Do not include Puerto Rico and the Virgin Islands.)	659			660		
b. Virgin Islands	661			662		
c. Central America, South America, and Caribbean Zone (Do not include the Virgin Islands.)	663			664		
d. Other foreign places	665			666		
e. Puerto Rico – Complete lines f through l below	667			668		

If you reported on line e, columns (2) and (3): What was the distribution of shipments or contract work for customers located in Puerto Rico? (Sum of lines f through l should equal the entries for line e above.)

Class of customer (1)	Value of products shipped (2)			Value of contract work (3)		
	Mil.	Thou.	Dol.	Mil.	Thou.	Dol.
f. Wholesalers	670			671		
g. Retailers	672			673		
h. Household consumers	674			675		
i. Commonwealth government	676			677		
j. Construction companies	678			679		
k. Other manufacturing establishments	680			681		
l. Other customers	682			683		

**Item 39. SPECIAL INQUIRY**

If "Corporation" was marked in item 4: Which of the following best describes this establishment at the end of 1997? Mark (X) only ONE box.

- 685 1  Domestic corporation  
2  Nondomestic corporation under section 936  
3  Nondomestic corporation under section 30A  
4  Other nondomestic corporation

**PROCEED TO SECTION H, PAGE 17, AND COMPLETE THE REST OF THE FORM.**

## Section G – CONSTRUCTION

**Item 40. KIND OF ACTIVITY – CONSTRUCTION**  
**a. Describe the PRINCIPAL kind of construction activity this establishment engaged in during 1997.**

**HOW TO REPORT PERCENTS**

Report percentages as whole numbers  
**EXAMPLE:** Report 38.76% as  $\rightarrow$

Percent
<b>39</b> %

**b. What was the estimated percentage of the TOTAL DOLLAR VALUE OF BUSINESS DONE in 1997 (item 5) for each of the following activities?**

**Construction activities**

	Percent
Building construction on land owned by others – general contractor	703 %
Building construction on land owned by you	704 %
Construction of highways, streets, parking lots, airport runways, and work related to highway and street construction	705 %
Heavy construction such as bridges, tunnels, water, sewer, and other utility lines	706 %
Other heavy construction such as petrochemical and industrial complex power plant	707 %
Subdividing and preparing your own land for sale	708 %
Subdividing and preparing your own land for rent or lease	709 %
Subdividing and preparing land owned by others	710 %

**NOTE** – General contractors who did any of the following special trades as part of a general contract should NOT fill out these boxes; but if work was done in 1997 as a Special Trade Contractor, fill out the boxes that apply.

	Percent
Plastering, drywall, acoustical, and insulation work	711 %
Plumbing, heating, and air-conditioning	712 %
Roofing, siding, and sheet metal work	713 %
Carpentry work	714 %
Concrete work	715 %
Electrical work	716 %
Installation or erection of building equipment	717 %
Excavation work	718 %
Floor laying and other floor work	719 %
Glass and glazing work	720 %
Masonry, stone setting, and other stonework	721 %
Painting and paper hanging	722 %
Structural steel erection	723 %

**Item 40. KIND OF ACTIVITY – CONSTRUCTION (Continued)**

**Construction activities (Continued)**

	Percent
Swimming pool contractor	724 %
Terrazo, tile, marble, and mosaic work	725 %
Water well drilling	726 %
Wrecking and demolition work	727 %
Other types of contracting – <i>Specify kind</i>	728 %
	729 %
	730 %

**Activities other than construction**

Architectural and engineering services	731 %
Rental of construction machinery and equipment	732 %
Retail trade – <i>Specify kind</i>	733 %
	734 %
Sale of land	735 %
Wholesale trade, manufacturing, and transportation	736 %
Construction management	737 %
Other business activities – <i>Specify kinds</i>	738 %
	739 %

**TOTAL** **100** %



If not shown, please enter your 11-digit Census File Number from the address label on page 1

Census File Number

**Section G – CONSTRUCTION (Continued)**

**Item 41. DOLLAR VALUE OF BUSINESS**

Mil.	Thou.	Dol.
741		

a. What was the dollar value of all construction work done in 1997? →

INCLUDE –

- New construction
- Additions and alterations, or reconstruction
- Special trades contracting work
- Maintenance and repair work
- Land development and improvement
- Buildings and other structures built for sale, excluding the value of the land
- Installation and service of equipment
- Construction work on own account

b. What were your receipts from kinds of business other than those reported above in 1997? →

Mil.	Thou.	Dol.
742		

INCLUDE –

- Architectural and engineering services
- Rental of machinery and equipment
- Sale of land
- Retail trade
- Other services

**Item 42. TYPES OF CONSTRUCTION**

What was the estimated percentage of the amount you reported in item 41a (the dollar value of construction work done in 1997) for each of the types of construction listed below? (For each entry in column (a), show the percentage of new construction (include additions and alterations) in column (b) and the percentage of maintenance and repair work in column (c).)

**NOTE –** Column (b) + column (c) = column (a).

Type of construction	Percent of construction work done (a)	Breakdown of column (a)	
		New construction (b)	Maintenance and repair work (c)
<b>BUILDING CONSTRUCTION</b>	744	746	748
Single family houses (detached, attached, and townhouses)	%	%	%
Apartment buildings and other residential buildings	%	%	%
Industrial buildings and warehouses	%	%	%
Commercial buildings (banks, offices, stores, restaurants, public garages, automobile service stations, and recreational buildings)	%	%	%
Other nonresidential buildings – <i>Specify</i>	768	770	772
	%	%	%
<b>NONBUILDING CONSTRUCTION</b>	774	776	778
Highways, streets, and related work	%	%	%
Bridges, tunnels, and elevated highways	%	%	%
Water, sewer, pipeline, communication transmission lines, and power lines	%	%	%
Other nonbuilding construction – <i>Specify</i>	786	788	790
	%	%	%
<b>TOTAL</b> value of construction work done (Sum of column (b) + column (c) should equal 100%)	<b>100</b> %	798	800

**Item 43. EMPLOYMENT AND HOURS WORKED**

a. How many CONSTRUCTION WORKERS were employed in 1997 during the pay period including the 12th of the month for the months shown?

(Include permanent or temporary, full- or part-time.)

(1) March

Number of employees
825

(2) May

826
-----

(3) August

827
-----

(4) November

828
-----

b. How many other employees were employed during the pay period including March 12?

829
-----

c. How many hours were worked by CONSTRUCTION WORKERS by quarter?

Hours worked
830

(1) January through March

831
-----

(2) April through June

832
-----

(3) July through September

833
-----

(4) October through December

834
-----

(5) TOTAL hours worked (Sum of lines (1) through (4))

**Item 44. PAYROLL**

What was the annual payroll, before deductions, for this establishment in 1997?

a. Construction workers

b. All other employees

Mil.	Thou.	Dol.
835		
836		

**Item 45. CONSTRUCTION WORK SUBCONTRACTED OUT**

What was the cost to this establishment in 1997 for construction work subcontracted out to other construction contractors? (Include construction work done by manufacturing firms and value of materials sold to subcontractors.)

Mil.	Thou.	Dol.
837		

**Section G – CONSTRUCTION (Continued)**

Item 46. SELECTED COSTS	Mil.	Thou.	Dol.
<b>What was the cost to this establishment in 1997 for materials and services used?</b>	838		
a. Electricity			
b. Gasoline, diesel fuel, and gasohol	839		
c. Other fuels for heat or power such as natural gas and lubricants, oils, and greases.	840		
d. Communication and repairs to machinery, equipment, buildings, and other structures	841		
e. Rental or lease of construction machinery and equipment, transportation equipment, buildings and other structures, office equipment, and fixtures (Do not include payments for subcontract work.)	842		
f. Materials, components, and supplies	843		

Item 47. WORK FOR OTHER CONTRACTORS OR BUILDERS	Percent
<b>Did this establishment do any work for other contractors or builders in 1997?</b>	854
853 <input type="checkbox"/> YES – Estimate the percentage of the dollar value of construction work done in 1997 (item 41a) accounted for by such work.	%
<input type="checkbox"/> NO	

Item 48. OWNERSHIP OF CONSTRUCTION PROJECTS	Percent
<b>What was the percentage of the dollar value of construction work done (item 41a) on government-owned projects and on privately-owned projects in 1997?</b>	855
a. Government-owned construction (Federal, Commonwealth, municipal)	%
b. Privately-owned construction	856
c. <b>TOTAL</b> value of construction work done in 1997 (item 41a)	<b>100</b> %

Item 49. ASSETS, CAPITAL EXPENDITURES, AND DEPRECIATION	Buildings, job-site trailers, additions, and related facilities, excluding land (1)			Machinery, equipment, and vehicles (2)		
	Mil.	Thou.	Dol.	Mil.	Thou.	Dol.
a. <b>What was the GROSS value of depreciable assets (usually original cost) at the BEGINNING of 1997?</b>	857			858		
b. <b>What were the capital expenditures for NEW automobiles, trucks, etc. (intended primarily for highway use) during 1997?</b>				859		
c. <b>What were the capital expenditures for NEW buildings, machinery, and job-site vehicles during 1997?</b>	860			861		
d. <b>What were the capital expenditures for USED buildings and machinery during 1997?</b> (Include used automobiles, trucks, etc.)	862			863		
e. <b>What was the GROSS value of depreciable assets sold, retired, scrapped, etc. in 1997?</b>	864			865		
f. <b>What was the GROSS value of depreciable assets at the END of 1997?</b> (Sum of a + b + c + d – e)	866			867		
g. <b>What were the depreciation charges for 1997?</b>	868			869		

**PROCEED TO SECTION H, PAGE 17, AND COMPLETE THE REST OF THE FORM.**

If not shown, please enter your 11-digit Census File Number from the address label on page 1

Census File Number

**Section H – ALL ESTABLISHMENTS**

**Item 50. OWNERSHIP, CONTROL, AND LOCATIONS OF OPERATION**

**NOTE** – Answer this item only if your Census File Number (CFN), shown in the label of this report form, begins with zero. If the CFN does not begin with a zero, skip to item 52.

**a. Is this company owned or controlled by another company?**

097 1  YES →  
2  NO

ENTER OWNING OR CONTROLLING COMPANY NAME, ADDRESS, AND ZIP CODE

Name \_\_\_\_\_

Address \_\_\_\_\_

EIN (9 digits)

		-								
--	--	---	--	--	--	--	--	--	--	--

**b. Does this company own or control any other company or companies?**

098 1  YES →  
2  NO

If more space is needed, continue in REMARKS (item 51).

ENTER OWNED OR CONTROLLED COMPANY NAME, ADDRESS, AND ZIP CODE

Name \_\_\_\_\_

Address \_\_\_\_\_

EIN (9 digits)

		-								
--	--	---	--	--	--	--	--	--	--	--

**c. Did this company operate at more than one location during 1997?**

**NOTE** – Locations which are not staffed on a full-time basis by at least one employee covered by this EIN should NOT be considered separate. Include data for these locations with data reported for the main location.

- YES – List additional locations below and provide the information requested. If more space is needed, continue in REMARKS (item 51).  
 NO – Skip to item 52

1	Number and street	Municipio	Kind of business at this location	EIN (9 digits)		Sales and receipts →	Annual payroll →	Number of employees during pay period including March 12, 1997	Are these figures included on page 2 of this report?
						081			085 1 <input type="checkbox"/> YES 2 <input type="checkbox"/> NO
						082			
						083			
						081			085 1 <input type="checkbox"/> YES 2 <input type="checkbox"/> NO
						082			
						083			

**Item 51. REMARKS** – Please use this space for any explanations that may be essential in understanding your reported data.

**Item 52. CERTIFICATION** – This report is substantially accurate and has been prepared in accordance with instructions.

Print name of person to contact regarding this report				<b>Period covered by this report</b> →		FROM: Month   Year	TO: Month   Year
Telephone →	Area code	Number	Extension	Preparer's signature			Date

## WHOLESALE COMMODITY LINES

CODE	COMMODITY LINE	CODE	COMMODITY LINE
<b>0140</b>	Trucks and tractors	<b>2520</b>	Custodial (janitor's) equipment and supplies
<b>0250</b>	Petroleum products marketing equipment	<b>2530</b>	Laundry and dry-cleaning equipment and supplies
<b>0420</b>	Office and business furniture	<b>2540</b>	Other service establishment equipment and supplies
<b>0500</b>	Household china, glassware, crockery, and plastic housewares	<b>2600</b>	Aircraft and aeronautical equipment and supplies
<b>0530</b>	Floor coverings	<b>2620</b>	Marine machinery, equipment, and supplies
<b>0540</b>	Other homefurnishings	<b>2630</b>	Other transportation equipment and supplies
<b>0720</b>	Roofing, siding, insulation materials, and guttering	<b>2700</b>	Sporting and recreational goods and supplies
<b>0730</b>	Glass (Exclude automotive.)	<b>2800</b>	Toys and hobby goods and supplies
<b>0740</b>	Other construction materials	<b>2900</b>	Ferrous metal scrap
<b>0800</b>	Photographic equipment and supplies	<b>2920</b>	Nonferrous metal scrap
<b>0920</b>	New computer equipment	<b>2940</b>	Waste materials, except metals
<b>0930</b>	Used computer equipment	<b>3000</b>	Jewelry, watches, diamonds, and other precious stones and metals (Include silverware.)
<b>0950</b>	Computer software – off the shelf	<b>3100</b>	Musical instruments and supplies
<b>0960</b>	Restaurant and hotel equipment and supplies	<b>3120</b>	Forest products, except lumber
<b>0970</b>	Store machines and equipment	<b>3150</b>	Other durable goods
<b>1030</b>	Optical and ophthalmic goods	<b>3200</b>	Printing and writing (fine) paper
<b>1020</b>	Dental supplies	<b>3300</b>	Stationery, office supplies, and greeting cards
<b>1040</b>	Religious and school supplies	<b>3400</b>	Industrial and personal service paper
<b>1050</b>	Other professional equipment and supplies	<b>3600</b>	Piece goods, knit and woven
<b>1100</b>	Ferrous metals	<b>3700</b>	Notions and other dry goods
<b>1230</b>	Nonferrous metals	<b>5000</b>	Cattle, hogs, sheep, and goats
<b>1300</b>	Coal and coke	<b>5100</b>	Hides, skins, and pelts
<b>1320</b>	Other minerals and ores	<b>5120</b>	Leaf tobacco
<b>1650</b>	Electronic communication equipment	<b>5130</b>	Wool, wool tops, and mohair
<b>1660</b>	Electrical measuring and testing equipment, except automotive	<b>5140</b>	Other farm products (inedible)
<b>1900</b>	Warm air heating and air conditioning equipment and supplies	<b>5200</b>	Cotton
<b>2000</b>	Refrigeration equipment and supplies	<b>5320</b>	Industrial gases
<b>2100</b>	Construction and mining machinery, equipment, and parts	<b>5500</b>	Crude oil
<b>2200</b>	Farm machinery, equipment, and parts	<b>5800</b>	Farm supplies
<b>2220</b>	Garden machinery, equipment, and supplies	<b>5900</b>	Tobacco and tobacco products
<b>2230</b>	Food-processing machinery, equipment, and parts	<b>6110</b>	Flowers and florists' supplies
<b>2330</b>	Metalworking machinery, equipment, and parts	<b>6120</b>	Art goods (Include gifts, novelties, and souvenirs.)
<b>2340</b>	Materials-handling equipment and parts	<b>6130</b>	Textile bags and bagging
<b>2350</b>	Oil well, oil refinery, and pipeline machinery, equipment, and supplies	<b>6140</b>	Wigs, yarn, and leather products
<b>2360</b>	Other industrial machinery, equipment, and parts	<b>6150</b>	Other nondurable goods
<b>2370</b>	Mechanical power transmission equipment		
<b>2460</b>	Other industrial supplies		
<b>2500</b>	Beauty and barber equipment and supplies		

*Thank you*  
*for completing the*  
**1997 ECONOMIC CENSUS**  
**OF PUERTO RICO**  
*report form.*

**YOUR numbers DO**  
**make the difference!**

***PLEASE RETURN THIS REPORT FORM BY FEBRUARY 12, 1998***



U.S. Department of Commerce  
BUREAU OF THE CENSUS

# INFORMATION SHEET

## ECONOMIC CENSUS OF PUERTO RICO

The economic censuses include establishments engaged in the following activities:

**Wholesale** – Selling merchandise at wholesale to retailers, industrial, institutional, and other nonhousehold consumers.

**Retail** – Selling merchandise for personal or household consumption and in rendering services incidental to the sale of the goods.

**Services** – Rendering a wide variety of services for individuals, business and government establishments, and other organizations. Hotels, motels, and other lodging places are part of the services sector.

**Manufactures** – Manufacturing, processing, and assembling component parts of products.

**Construction** – New or original construction; additions, alterations, rehabilitation, remodeling, or reconstruction by general contractors, speculative builders and heavy construction contractors; and maintenance, repair and service work by electricians, plumbers, carpenters, etc.

If you are NOT engaged in these kinds of activities, **COMPLETE ITEMS 1 THROUGH 8 AND SIGN THE REPORT FORM (item 52) page 17.**

### WHO SHOULD REPORT

Every firm that receives a census report form is required to prepare and submit a separate report form for each of its establishments.

### DEFINITION OF ESTABLISHMENT

An establishment is defined as a single physical location where business is conducted or industrial operations are performed.

### GENERAL INSTRUCTIONS

- Respondents are not required to respond to any information collection unless it displays a valid approval number from the Office of Management and Budget (OMB). The OMB 8-digit number appears in the upper right corner of the questionnaire.
- If the establishment stopped operating during 1997 (i.e., it was closed, sold, or leased to another company), complete the report form for the portion of 1997 that the establishment was operating.
- If additional space is necessary to complete any item, use the remarks section at the end of the form (if applicable) or attach a separate sheet. If extra sheets are added, write the CFN and the item number at the top of each additional page.
- Please make a photocopy of your completed report form for your files.

### Instructions For Selected Items:

#### ◆ Section A – GENERAL INFORMATION

##### Item 2. PHYSICAL LOCATION

Part a:

Fill in if the address shown on the label on the front cover of the report form is different from the physical location of the establishment.

Part b:

Always identify the municipio where the establishment is located regardless of your response to part a.

##### Item 5. DOLLAR VOLUME OF BUSINESS

YOUR RESPONSE IS STRICTLY CONFIDENTIAL. Your company's report will be used solely for developing summary statistics. IT CANNOT BE USED FOR PURPOSES OF TAXATION, INVESTIGATION, OR REGULATION.

Include:

- Gross receipts for merchandise sold, services provided, and construction work done in 1997, whether or not payment was received in 1997.
- Total value of all products physically shipped. Include products shipped to other plants, sales branches, retail stores, or warehouses of your company and on consignment.
- Market value of compensation received in lieu of cash.
- Amounts received for work even though work may have been subcontracted to others.

- Commissions, fees, and other operating income for **service industries** operating on a commission basis, such as travel agencies and advertising agencies. Do NOT include gross billings or sales.
- Actual sales value of the products sold rather than commissions received for **retailers** and **wholesalers** selling merchandise on a consignment or commission basis.
- Receipts for delivery, installation, maintenance, repair, alteration, rental of equipment, storage, other services, and activities.

Exclude:

- Sales or other taxes collected directly from customers and paid directly to the Commonwealth or Federal tax agency.
- Nonoperating income from sources such as investments, rental or sale of real estate, and interest.
- Sales and receipts from departments or concessions operated by other companies.
- Commissions from vending machines operated by others.
- Value of products made on a commission or fee basis for others.
- Value of products bought and sold or transferred from other establishments **of your company** and sold without further manufacture.
- Value of returned goods.

#### Item 6. PAYROLL

Definitions are the same as those used on the Employer's Quarterly Federal Tax Return, Internal Revenue Service (IRS) Form 941-PR.

Include:

- Wages, salaries, tips, vacation allowances, bonuses, commissions, and other compensation paid to employees during 1997, whether or not subject to income or FICA tax.
- Salaries of officers and executives of a corporation.

Exclude:

- Payments to or withdrawals by proprietors or partners of an unincorporated company.
- Annuities or supplemental unemployment compensation benefits, even if income tax was withheld.

#### Item 7. EMPLOYMENT

Include:

Part a:

- All full- and part-time employees on the payroll during the pay period including March 12, 1997.
- Salaried officers and executives of a corporation.
- Employees on paid sick leave, paid vacations, and paid holidays.

Part b:

Proprietors and partners of an unincorporated company working 15 or more hours during the week of March 12, 1997.

Part c:

Unpaid family workers of an unincorporated company working 15 or more hours during the week of March 12, 1997.

#### ◆ Section B – WHOLESALE

##### Item 10. TYPE OF OPERATION

- Merchant wholesaler** – Establishment engaged in buying and selling merchandise produced by other firms on its own account.
- Manufacturer's sales branch or sales office** – Establishment owned or corporately affiliated with a manufacturer by the parent in Puerto Rico, United States, or territories.
- Broker, agent, commission merchant** – Establishment engaged in selling and buying merchandise on an agency, commission, or brokerage basis for others, rather than on its own account.

**Item 11. EMPLOYMENT BY PRINCIPAL ACTIVITY**

Part a:

Report the number of employees engaged in sales activity, traveling salespeople, truck salespeople, and selling employees working out of their own homes.

Part c:

This category is not applicable to single-establishment firms. For multi-establishment firms, report the number of employees who provided services to other establishments of this firm.

Part d:

Report employees engaged in sorting, grading, packaging, and other similar activities on line b.

Sum of lines a through e should equal item 7a.

**Item 12. CLASS OF CUSTOMER**

Part a:

Include sales to farmers for use in agricultural production only.

Part b:

Include sales for construction purposes only.

Part c:

Include sales made to buyers outside Puerto Rico only.

Part h:

Include sales to laboratories, institutions, public utilities, service businesses, and other such users that normally buy for business use rather than for resale.

Part i:

Include sales to the Federal Government (including military, post exchanges, GSA, GPO, and other agencies), Commonwealth, and municipal governments.

**Item 13. OPERATING EXPENSES**

Include:

- Total annual payroll reported in item 6a.
- Supplements to wages and salaries.
- Liquor and tobacco tax stamps and license fees.
- Depreciation charges in 1997 including depreciation charges on equipment obtained through a capital or full payout lease or on equipment rented to others through an operating lease.
- Lease and rental payments made in 1997 for equipment leased under an operating lease.
- Advertising expenses.
- Commissions paid to others.
- Office supplies, postage, and shipping and packaging materials and expenses.
- Cost of contract work performed by others.
- Other expenses (i.e., storage, repairs, bad debt, theft, and damage losses).

Exclude:

- Cost of goods sold.
- Income taxes.
- Sales and other taxes collected directly from customers and paid directly to a Commonwealth or Federal tax agency.
- Interest expenses.
- Payments to or withdrawals by proprietors and partners of an unincorporated firm.
- Lease payments for merchandise obtained through capital, finance, or full payout leases.

**Item 14. DOLLAR VOLUME OF BUSINESS**

Part b:

Report the market value of products bought or sold by others on which you earned a commission, brokerage, or agency fee. If unavailable from company records, estimate the value by dividing actual commissions received by the percentage charged for sales activity.

Part d:

Report the percentage of products sold (as reported in item 5) accounted for by products which were mined or manufactured in the United States, Puerto Rico, or U.S. territories by your company.

Part e:

Report the fair sales value of goods transferred (billings) to establishments owned by this firm.

**Item 15. INVENTORIES**

Report the total value of all inventories of this establishment at the end of 1997. Report inventories at cost or market value, using generally accepted accounting methods. The reported figures should be in terms of book value. Do NOT include inventory owned by others but held by this establishment.

For inventories at LIFO cost, use the sum of the LIFO amount, plus the LIFO reserve for completing item 15c.

**Item 17. COMMODITY LINES**

If any commodities sold are not prelisted but account for one percent or more of total sales, refer to the list of Wholesale Commodity Lines on page 18 of the report form. Enter the commodity, corresponding code, and percent of total sales.

Report receipts for construction, delivery, installation, service contracts, and miscellaneous activities included in item 5 on the "Service receipts and labor charges" line (Code 9700).

**◆ Section C – RETAIL**

**Item 19. UNDER-ROOF FLOOR SPACE – Department, Variety, Grocery, and Drug Stores ONLY.**

Include:

- Only the floor space used/controlled by this establishment.
- All space occupied by this establishment on every floor of multiple-story buildings.

**TOTAL FLOOR SPACE:**


Enter the total square footage of under-roof floor space available at the end of 1997. Include dry storage, refrigerated space, offices, workrooms, display windows, and enclosed entrance ways. Do NOT include outdoor space, even if covered.

**UNDER-ROOF SELLING SPACE:**

Enter the square footage of in-store **selling** space at the end of 1997. Include all store areas open to customers, including aisles, elevators, etc. Do NOT include display windows fronting on streets or walks, outdoor entrance ways, or other outdoor space.

EXAMPLE – How to compute floor space in square feet:

- (1) Total under-roof space is:  
200 x 100 ft = 20,000 sq. ft
- (2) Under-roof selling space is:  
200 x 80 ft = 16,000 sq. ft



**Item 23. MERCHANDISE LINES**

Report receipts for services provided and for service contracts that were included in item 5 on the "Nonmerchandise receipts from customers" line (Code 9900).

**EXCLUDE sales of leased departments or concessions** operated within this establishment by other companies.

**◆ Section D – SERVICES**

There are no additional instructions for items in Section D.

◆ **Section E – HOTELS, MOTELS, AND OTHER LODGING PLACES**

There are no additional instructions for items in Section E.

◆ **Section F – MANUFACTURES**

**Item 32. SHIPMENTS AND OTHER RECEIPTS**

Refer to item 5 instructions for dollar volume of business definition.

The sum of lines a through d should equal item 5.

**Item 33. EMPLOYMENT AND HOURS WORKED**

Refer to item 7 instructions for employment definition.

Part a:

Report the number of production workers up through the working-foreman level engaged in processing, assembling, shipping (but not delivering), truck drivers delivering ready-mixed concrete, and other related services.

Part b:

Report all other employees including those engaged in supervision above the working-foreman level, sales (including driver salesmen), sales delivery (truck drivers and helpers), installation, clerical, and other professional technical personnel.

Sum of lines a(1) and b should equal item 7a.

Part c:

Report total number of hours worked at the plant by production workers. Include actual hours worked for overtime, not straight time equivalent hours. Do NOT include hours paid for vacations, holidays (unless actually worked), or sick leave.

**Item 34. PAYROLL**

Refer to item 6 instructions for payroll definition. The sum of lines a and b should equal item 6a.

**Item 35. SELECTED COSTS**

Cost refers to the amount actually paid or payable after discounts, including freight and other direct charges incurred in acquiring the item or service.

Part a:

Exclude the value of electricity generated by your establishment.

Part b:

Exclude the estimated cost of fuels produced by your establishment.

Part c:

Include the cost of contract employees who are not on your payroll, but are supplied through a contract with another company to perform specific jobs related to production. Exclude the cost of materials worked on, which should be included in item 35f.

Part d:

Exclude the cost of materials worked on, which should be included in item 35f.

Part f:

Include ONLY PHYSICAL GOODS USED or put into production; exclude services used or overhead charges.

**Item 36. INVENTORIES**

Report the total value of all inventories of this establishment at the end of 1996 and 1997 at cost or market value, using generally accepted accounting methods. The reported figures should be in terms of book value. Do NOT include inventory owned by others but held by this establishment.

For inventories at LIFO cost, use the sum of the LIFO amount plus the LIFO reserve for completing item 36c.

**Item 37. CAPITAL EXPENDITURES**

Expenditures refer to all costs actually incurred during 1997 which are chargeable to the fixed assets accounts and for which depreciation accounts are maintained. Exclude the cost of maintenance and repairs charged as current operating expense.

Part a:

Enter the value of all equipment and buildings purchased at their purchased price. For any equipment or structure transferred to the use of this establishment by the parent company or one of its subsidiaries, enter the value at which it was transferred to the establishment.

**Item 38. VALUE OF PRODUCTS SHIPPED AND CONTRACT WORK PERFORMED BY CUSTOMER LOCATION**

Report the ultimate destination of goods shipped, including goods shipped to foreign countries via U.S. ports if known. Otherwise, report the location of the person to whom the products were shipped or sold. The total value of products made in this establishment (sum of lines a through e, column (2)) should equal item 32a. The value of total contract work (sum of lines a through e, column (3)) should equal item 32b.

◆ **Section G – CONSTRUCTION**

**Item 40. KIND OF ACTIVITY**

Part b:

Report only the main activities for which you were contracted. Work which was incidental to the primary activities of jobs should not be reported separately.

Include establishments primarily engaged in subdividing and developing cemetery lots under activities other than construction.

**Item 41. DOLLAR VALUE OF BUSINESS**

Refer to item 5 instructions for dollar value of business definition.

Part a:

Report fees received as sponsors of joint ventures and fees as agents for owners of construction work. Also include both the dollar value for installation and cost of the items installed.

Part b:

Report the receipts for rental of equipment and definable architectural and engineering work for others and receipts covering the price of items sold, but not installed by this establishment.

Sum of lines a and b should equal item 5.

**Item 42. TYPES OF CONSTRUCTION**

Report separately each building or type of structure. If such separation is not possible, report the entire project under the major purpose.

**Item 43. EMPLOYMENT AND HOURS WORKED**

Refer to item 7 instructions for employment definition.

Part a:

Report the number of construction workers up through the working-foreman level, including laborers, truck drivers and helpers, equipment operators, mechanics and security guards, on lines (1) through (4).

Part b:

Report all other employees including those engaged in supervision above the working-foreman level, office staff, architects, engineers, purchasing agents, executives, and others engaged in nonconstruction activities.

Sum of lines a(1) and b should equal item 7a.

Part c:

Report total number of hours worked at the job site by construction workers. Include actual hours worked for overtime, not straight time equivalent hours. Do NOT include hours paid for vacations, holidays (unless actually worked), or sick leave.

**Item 44. PAYROLL**

Refer to item 6 instructions for payroll definition. The sum of lines a and b should equal item 6a.

**Item 46. SELECTED COSTS**

Cost refers to the amount actually paid or payable after discounts, including freight and other direct charges incurred in acquiring the items.

Part d:

Include repair costs necessary to maintain the property and equipment. Exclude improvements that increase the value of the property or adapt it for another use.

**Item 49. ASSETS, CAPITAL EXPENDITURES, AND DEPRECIATION**

Depreciable assets are the fixed-tangible property for which depreciation accounts are maintained.



Expenditures refer to all costs actually incurred during 1997 which are chargeable to the fixed assets accounts and for which depreciation accounts are maintained.

Report the original cost or market value of all buildings, equipment, and vehicles purchased or acquired before 1997.

◆ **Section H – ALL ESTABLISHMENTS**

**Item 50. OWNERSHIP, CONTROL, AND LOCATIONS OF OPERATION**

Part a:

**MARK "YES" if – ANOTHER** company owns more than 50 percent of the voting stock, controls the management and policies of, or has the ability to appoint a board of directors for this company.

**MARK "NO" if**

- This company has a franchise entitling it to use a trade name, but is not owned or operated by the franchisor.
- This company operates one or more leased departments in an establishment owned by another company, but the other company (lessor) does not own or control the department(s).

- This company is engaged in the management of a business owned by others.

Part b:

Indicate whether this company owns more than 50 percent of the voting stock or has the authority to direct management and policies of any subsidiaries and/or affiliates.

Part c:

Include all selling and service locations and any other facilities such as warehouses, administrative offices, etc.


If MORE THAN ONE establishment was operating under the EI Number:

- List the location of the headquarters first. Provide physical location address for each location.
- Data for establishments operated during 1997, but not in operation at the end of the year, should be combined with the headquarters location.
- The sums of sales and receipts, annual payroll, and employment should equal the amounts reported in items 5, 6a, and 7a, respectively.
- If employees worked at more than one location, report annual payroll and employment for employees at the ONE location where they spent most of their working time.

Public reporting burden for this collection of information is estimated to average 60 minutes per response, including the time for reviewing instructions, searching existing data sources, gathering and maintaining the data needed, and completing and reviewing the collection of information. Send comments regarding this burden estimate or any other aspect of this collection of information, including suggestions for reducing this burden, to the Associate Director for Administration/Comptroller, Attn: Paperwork Reduction Project 0607-0839, Room 3104, Federal Building 3, Bureau of the Census, Washington, D.C. 20233.

CUESTIONARIO

**0A-9819**



# CENSO ECONÓMICO DE PUERTO RICO DE 1997

**FAVOR DE DEVOLVER ESTE CUESTIONARIO DENTRO DE LOS  
PROXIMOS 30 DIAS.**

Incluya el Número de Archivo del Censo (CFN) que aparece en la etiqueta de este cuestionario con cualquier correspondencia.

Favor de llenar este cuestionario y devolverlo al:  
DIRECTOR  
BUREAU OF THE CENSUS  
Attention: Outlying Areas  
1201 East Tenth Street  
Jeffersonville, IN 47134-0001

*Favor de corregir cualquier error  
en nombre y dirección,  
incluyendo el código postal*



OMB No. 0607-0839:  
Aprobado Hasta 03/31/2000

Para uso del censo		

**SE EXIGE BAJO LA LEY del Congreso de los EE.UU. (título 13, Código de los EE.UU.) y la ley de la Legislatura de Puerto Rico (No. 11, del 27 de marzo de 1950) que llene este cuestionario correspondiente al establecimiento indicado en la etiqueta y lo devuelva al Negociado del Censo.** En virtud de estas leyes su informe al Negociado del Censo es **confidencial**. El mismo sólo puede ser visto por empleados juramentados del Censo y ser utilizado sólo para fines estadísticos. La ley del Congreso también garantiza que copias retenidas en sus archivos son **inmunes contra procedimiento judicial**.

**INDIQUE LOS DATOS A BASE DEL AÑO NATURAL 1997.** Si los récords no están disponibles, se aceptan estimados. Si el indicar los datos a base del año natural resulta costoso y su año fiscal finalizó entre el 31 de octubre de 1997 y febrero de 1998, indique sus datos en base al año fiscal, excepto el empleo y la nómina. Los datos sobre empleo y nómina durante el año natural deben de estar disponibles en la copia de su planilla de contribución sobre ingresos.

**TODOS LOS ESTABLECIMIENTOS LLENAN LAS PARTES A Y H.** Llene la parte (de la B a la G) que mejor describe su tipo de negocio o actividad.

**ES MUY IMPORTANTE QUE USTED LEA LAS INSTRUCCIONES ADJUNTAS MIENTRAS CONTESTA LAS PREGUNTAS.**

## Parte A - INFORMACION GENERAL

<p><b>Sección 1. NUMERO DE IDENTIFICACION PATRONAL</b></p> <p><b>¿Es el Número de Identificación Patronal (EIN) - impreso en la etiqueta - el mismo que se usó para este establecimiento al rendir su último informe correspondiente a 1997 para la Declaración Trimestral del Patrono sobre la Contribución Federal al Seguro Social y Seguro Medicare, Formulario 941-PR del Servicio Federal de Rentas Internas (IRS)?</b></p> <p>094 1 <input type="checkbox"/> SI          2 <input type="checkbox"/> NO - Anote el EIN actual (9 dígitos) → <table style="display: inline-table; border-collapse: collapse;"><tr><td style="border: 1px solid black; width: 20px; height: 20px;"></td><td style="border: 1px solid black; width: 20px; height: 20px;"></td><td style="border: 1px solid black; width: 20px; height: 20px;"></td><td style="border: 1px solid black; width: 20px; height: 20px;"></td><td style="border: 1px solid black; width: 20px; height: 20px;"></td><td style="border: 1px solid black; width: 20px; height: 20px;"></td><td style="border: 1px solid black; width: 20px; height: 20px;"></td><td style="border: 1px solid black; width: 20px; height: 20px;"></td><td style="border: 1px solid black; width: 20px; height: 20px;"></td><td style="border: 1px solid black; width: 20px; height: 20px;"></td></tr></table></p>											<p><b>Sección 4. ORGANIZACION JURIDICA (Continuación)</b></p> <p>b. Si ha indicado que es una "Corporación": <b>¿Cuál de las siguientes describe mejor a este establecimiento al finalizar 1997?</b> Marque (X) UN solo encasillado.</p> <p>106 1 <input type="checkbox"/> Corporación privada          2 <input type="checkbox"/> Corporación pública</p>																																				
<p><b>Sección 2. UBICACION FISICA</b></p> <p>a. <b>¿Está este establecimiento físicamente ubicado en la misma dirección que aparece en la etiqueta?</b></p> <p><b>AVISO - Los apartados de correo y las rutas rurales no son ubicaciones físicas.</b></p> <p>093 1 <input type="checkbox"/> SI          2 <input type="checkbox"/> NO - Anote la ubicación física apropiada a continuación.</p> <table border="1" style="width: 100%; border-collapse: collapse;"> <tr><td colspan="4">Número y calle</td></tr> <tr><td colspan="2">Ciudad o pueblo</td><td>Estado</td><td>Código Postal</td></tr> </table> <p>b. <b>¿En qué municipio está físicamente ubicado este establecimiento?</b></p> <p>103 _____</p>	Número y calle				Ciudad o pueblo		Estado	Código Postal	<table border="1" style="width: 100%; border-collapse: collapse;"> <tr> <td style="width: 30%;"><b>COMO INDICAR EL DINERO EN CIFRAS</b></td> <td style="width: 40%;">Indique las cifras en dólares redondeadas a miles. <b>EJEMPLO:</b> Indique \$1,125,628 como →</td> <td style="width: 10%; text-align: center;">Millo- nes (000)</td> <td style="width: 10%; text-align: center;">Miles (000)</td> <td style="width: 10%; text-align: center;">Dóla- res (000)</td> </tr> <tr> <td></td> <td></td> <td style="text-align: center;"><b>1</b></td> <td style="text-align: center;"><b>126</b></td> <td></td> </tr> </table> <p><b>Sección 5. VOLUMEN DEL NEGOCIO EN DOLARES</b></p> <p><b>¿Cuál fue el total del volumen de ventas de mercancía y otros ingresos recibidos por este establecimiento en 1997?</b></p> <table border="1" style="width: 100%; border-collapse: collapse;"> <tr> <td style="width: 30%;">010</td> <td style="width: 10%;">Millo- nes (000)</td> <td style="width: 10%;">Miles (000)</td> <td style="width: 10%;">Dóla- res (000)</td> </tr> <tr> <td></td> <td></td> <td></td> <td></td> </tr> </table>	<b>COMO INDICAR EL DINERO EN CIFRAS</b>	Indique las cifras en dólares redondeadas a miles. <b>EJEMPLO:</b> Indique \$1,125,628 como →	Millo- nes (000)	Miles (000)	Dóla- res (000)			<b>1</b>	<b>126</b>		010	Millo- nes (000)	Miles (000)	Dóla- res (000)																								
Número y calle																																															
Ciudad o pueblo		Estado	Código Postal																																												
<b>COMO INDICAR EL DINERO EN CIFRAS</b>	Indique las cifras en dólares redondeadas a miles. <b>EJEMPLO:</b> Indique \$1,125,628 como →	Millo- nes (000)	Miles (000)	Dóla- res (000)																																											
		<b>1</b>	<b>126</b>																																												
010	Millo- nes (000)	Miles (000)	Dóla- res (000)																																												
<p><b>Sección 3. ESTADO DE LAS OPERACIONES</b></p> <p>a. <b>¿Durante cuántos meses en 1997 esta firma u organización mantuvo activo a este establecimiento?</b></p> <table border="1" style="width: 100%; border-collapse: collapse;"> <tr><td style="width: 80%;">Número de meses</td></tr> <tr><td style="text-align: center;">002</td></tr> </table> <p>b. <b>¿Cuál de las siguientes describe mejor el estado de las operaciones de este establecimiento al finalizar 1997?</b> Marque (X) UN solo encasillado.</p> <p>001 1 <input type="checkbox"/> Activo          2 <input type="checkbox"/> Inactivo temporalmente o como resultado de operaciones estacionales          3 <input type="checkbox"/> Cerró operaciones - Indique la fecha →          4 <input type="checkbox"/> Vendido o arrendado a otro empresario - Anote el nombre, etc., a continuación e indique la fecha →</p> <table border="1" style="width: 100%; border-collapse: collapse;"> <tr> <td style="width: 30%;"></td> <td style="width: 10%; text-align: center;">Mes</td> <td style="width: 10%; text-align: center;">Día</td> <td style="width: 10%; text-align: center;">Año</td> </tr> <tr> <td></td> <td style="text-align: center;"> </td> <td style="text-align: center;"> </td> <td style="text-align: center;"> </td> </tr> <tr> <td></td> <td style="text-align: center;"> </td> <td style="text-align: center;"> </td> <td style="text-align: center;"> </td> </tr> <tr> <td></td> <td style="text-align: center;"> </td> <td style="text-align: center;"> </td> <td style="text-align: center;"> </td> </tr> </table> <table border="1" style="width: 100%; border-collapse: collapse;"> <tr><td colspan="4">Nombre del nuevo dueño o administrador</td></tr> <tr><td colspan="4">Número y calle</td></tr> <tr><td colspan="2">Ciudad o pueblo</td><td>Estado</td><td>Código postal</td></tr> </table>	Número de meses	002		Mes	Día	Año													Nombre del nuevo dueño o administrador				Número y calle				Ciudad o pueblo		Estado	Código postal	<p><b>Sección 6. NOMINA</b></p> <p>a. <b>¿Cuál fue el total de la nómina ANUAL, antes de deducciones, para este establecimiento en 1997?</b></p> <p>b. <b>¿Cuál fue la nómina del PRIMER TRIMESTRE (enero - marzo), antes de deducciones?</b></p> <table border="1" style="width: 100%; border-collapse: collapse;"> <tr> <td style="width: 30%;">030</td> <td style="width: 10%;">Millo- nes (000)</td> <td style="width: 10%;">Miles (000)</td> <td style="width: 10%;">Dóla- res (000)</td> </tr> <tr> <td></td> <td></td> <td></td> <td></td> </tr> <tr> <td>031</td> <td></td> <td></td> <td></td> </tr> <tr> <td></td> <td></td> <td></td> <td></td> </tr> </table>	030	Millo- nes (000)	Miles (000)	Dóla- res (000)					031							
Número de meses																																															
002																																															
	Mes	Día	Año																																												
Nombre del nuevo dueño o administrador																																															
Número y calle																																															
Ciudad o pueblo		Estado	Código postal																																												
030	Millo- nes (000)	Miles (000)	Dóla- res (000)																																												
031																																															
<p><b>Sección 7. EMPLEO</b></p> <p>a. <b>¿Cuántos EMPLEADOS (de jornada completa o parcial) estaban en su nómina durante el período de pago que incluyó el 12 de marzo de 1997?</b></p> <p>b. <b>¿Cuántos PROPIETARIOS y SOCIOS trabajaron 15 horas o más durante la semana que incluyó el 12 de marzo de 1997?</b></p> <p>c. <b>¿Cuántos miembros de FAMILIA NO REMUNERADOS trabajaron 15 horas o más durante la semana que incluyó el 12 de marzo de 1997?</b></p> <table border="1" style="width: 100%; border-collapse: collapse;"> <tr> <td style="width: 80%;"></td> <td style="width: 20%; text-align: center;">Número</td> </tr> <tr> <td></td> <td style="text-align: center;">032</td> </tr> <tr> <td></td> <td style="text-align: center;">104</td> </tr> <tr> <td></td> <td style="text-align: center;">105</td> </tr> </table>		Número		032		104		105	<p><b>Sección 8. TIPO DE NEGOCIO O ACTIVIDAD PRINCIPAL</b></p> <p><b>¿Cuál de las siguientes describe mejor el tipo de negocio o actividad PRINCIPAL que se llevó a cabo al finalizar 1997?</b> Marque (X) UN solo encasillado.</p> <p>107 1 <input type="checkbox"/> COMERCIO AL POR MAYOR  <i>Continúe en la parte B, página 3</i></p> <p>2 <input type="checkbox"/> COMERCIO AL DETAL  <i>Continúe en la parte C, página 5</i></p> <p>3 <input type="checkbox"/> SERVICIOS  <i>Continúe en la parte D, página 7</i></p> <p>4 <input type="checkbox"/> HOTELES, MOTELES Y OTROS LUGARES DE ALOJAMIENTO - <i>Continúe en la parte E, página 9</i></p> <p>5 <input type="checkbox"/> MANUFACTURA  <i>Continúe en la parte F, página 10</i></p> <p>6 <input type="checkbox"/> CONSTRUCCION  <i>Continúe en la parte G, página 15</i></p> <p>7 <input type="checkbox"/> Otro - <i>Especifique - Después, pase a la parte H, página 18 y llene la sección 52 del cuestionario.</i></p>																																						
	Número																																														
	032																																														
	104																																														
	105																																														
<p><b>Sección 4. ORGANIZACION JURIDICA</b></p> <p>a. <b>¿Cuál de las siguientes describe mejor la organización jurídica de este establecimiento al finalizar 1997?</b> Marque (X) UN solo encasillado.</p> <p>003 1 <input type="checkbox"/> Propietario individual          2 <input type="checkbox"/> Sociedad de propietarios          8 <input type="checkbox"/> Asociación cooperativa          0 <input type="checkbox"/> Corporación (No marque este encasillado si es cualquier tipo de asociación cooperativa)          5 <input type="checkbox"/> Gubernamental - <i>Especifique</i></p> <p>9 <input type="checkbox"/> Otra - <i>Especifique</i></p>																																															

## Parte B - COMERCIO AL POR MAYOR

### Sección 9. TIPO DE NEGOCIO – COMERCIO AL POR MAYOR

¿Cuál fue el tipo de negocio PRINCIPAL que se llevó a cabo en este establecimiento en 1997 (o la actividad por la cual su establecimiento es conocido al público o al comercio)? Marque (X) UN solo encasillado.

- 070
- Vehículos de motor y piezas y artículos para automóviles . . .  5010  
 Muebles y artículos para el hogar . . . . .  5020  
 Madera y otros materiales de construcción . . . . .  5030  
 Equipo de oficina . . . . .  5044  
 Computadoras y equipo periférico y programas ("software") . . .  5045  
 Otro equipo comercial (Incluya equipo para restaurantes y hoteles y maquinaria de tiendas.) . . . . .  5046  
 Equipo médico y de hospital . . . . .  5047  
 Otros equipos y materiales profesionales – *Especifique* . . . .  5049

- Metales y minerales, excepto petróleo . . . . .  5050  
 Equipo y aparatos eléctricos, artículos de alambraje y materiales de construcción . . . . .  5063  
 Enseres eléctricos, radios y televisores . . . . .  5064  
 Otras piezas y equipo electrónico – *Especifique* . . . . .  5065

- Ferretería . . . . .  5072  
 Equipo y artículos de plomería y calefacción . . . . .  5074  
 Maquinaria de construcción y minería . . . . .  5082  
 Maquinaria y equipo industrial . . . . .  5084  
 Suministros industriales . . . . .  5085  
 Equipo de establecimientos de servicio . . . . .  5087  
 Equipo de transportación y suministros; maquinaria y equipo para la finca y el jardín y otros tipos de maquinaria y equipo – *Especifique* . . . . .  5089

- Prendas y piedras preciosas . . . . .  5094  
 Otros productos no perecederos – *Especifique* . . . . .  5099

- Papel y productos de papel . . . . .  5110  
 Medicinas, especialidades farmacéuticas y artículos farmacéuticos . . . . .  5120  
 Ropa, telas y mercería . . . . .  5130  
 Comestibles y productos relacionados . . . . .  5140  
 Sustancias químicas y productos análogos . . . . .  5160  
 Petróleo y productos de petróleo (Incluya terminales y estaciones de petróleo crudo y a granel.) . . . . .  5170  
 Cerveza, vino y bebidas alcohólicas destiladas . . . . .  5180  
 Materiales agrícolas . . . . .  5191  
 Libros, revistas y periódicos . . . . .  5192  
 Flores y materiales de floristas . . . . .  5193  
 Pintura, materiales para pintar y papel para empapelar paredes . . . . .  5198  
 Otros productos perecederos – *Especifique* . . . . .  5199

### Sección 10. TIPO DE OPERACION

¿Cuál de las siguientes describe mejor el tipo de operación en el cual la mayor parte de su negocio fue realizado en 1997? Marque (X) UN solo encasillado.

- 060 11  Comerciante (compra y venta por cuenta propia)  
 20  Oficina o sucursal de ventas del fabricante  
 42  Corredor, agente, vendedor a comisión  
 77  Otro tipo de operación – *Especifique*

064 \_\_\_\_\_

### Sección 11. EMPLEO SEGUN LA ACTIVIDAD PRINCIPAL

¿Cuál fue el número aproximado de empleados de acuerdo a su actividad principal durante el período de pago que incluyó el 12 de marzo de 1997?

	Número
a. Ventas	131
b. Servicios relacionados con las ventas (incluyendo servicios de oficina, almacén, conductores y empleados de mantenimiento)	132
c. Administración central y auxiliares	133
d. Manufactura	134
e. Otro – <i>Especifique</i>	135

<b>COMO INDICAR POR CIENTOS</b>	<i>Indique los porcentajes como números enteros</i>	Por ciento
	<b>EJEMPLO:</b> Indique 38.76% como →	<b>39</b> %

### Sección 12. CLASE DE CLIENTE

	Por ciento
a. Ventas a agricultores para uso en fincas	147 %
b. Ventas a constructores y contratistas	149 %
c. Ventas a exportadores (ventas de exportación)	141 %
d. Ventas a detallistas y talleres de reparación	143 %
e. Ventas a establecimientos mayoristas	144 %
f. Ventas a consumidores domésticos y usuarios individuales	148 %
g. Ventas a usuarios industriales (manufactura y minería)	145 %
h. Ventas a usuarios institucionales, comerciales y profesionales	146 %
i. Ventas a organismos gubernamentales (Federal, Estado Libre Asociado y municipales)	150 %
j. <b>TOTAL</b> (La suma de las líneas a hasta la i debe ser igual a 100%)	<b>100</b> %

### Sección 13. GASTOS DE OPERACION

<b>¿Cuál fue el TOTAL de los gastos de operación para 1997, incluyendo la nómina pero excluyendo el costo de la mercancía vendida y gastos por intereses?</b>	Millo- nes	Miles	Dóla- res
	040		

### Sección 14. VOLUMEN DEL NEGOCIO EN DOLARES

a. ¿Vendió este establecimiento mercancía en nombre de otras empresas a base de COMISION o CORRETAJE en 1997?

- 121 1  SI – *Continúe en la sección 14b*  
 2  NO – *Pase a la sección 14d*

<b>b. ¿Cuál fue el valor bruto de ventas de las transacciones realizadas a base de comisión o corretaje en nombre de otras empresas? (Incluidas en la sección 5.)</b>	Millo- nes	Miles	Dóla- res
	122		
<b>c. ¿Cuál fue el volumen de los ingresos recibidos por concepto de comisiones o corretaje en las transacciones indicadas en la sección 14b?</b>	123		

<b>d. ¿Qué por ciento de los productos vendidos por este establecimiento fueron extraídos o manufacturados en los EE.UU., Puerto Rico o territorios de los EE.UU. por su compañía (incluyendo las empresas bajo propiedad o control común)?</b>	Por ciento
	124 %

**AVISO** – Si este es el único establecimiento de esta compañía pase a la sección 15.

<b>e. ¿Cuál fue el valor de las transferencias (despachadas con facturas) a otros establecimientos dentro de su compañía? (NO incluídas en la sección 5.)</b>	Millo- nes	Miles	Dóla- res
	125		

**Parte B – COMERCIO AL POR MAYOR (Continuación)**

<b>Sección 15. INVENTARIOS</b>				<b>Sección 17. LINEAS DE PRODUCTOS (Continuación)</b>		
<b>a. ¿Tuvo inventarios al final de 1997?</b> 180 1 <input type="checkbox"/> SI – Continúe en la sección 15b 2 <input type="checkbox"/> NO – Pase a la sección 16				Líneas de productos		
<b>b. ¿En este establecimiento, están los inventarios sujetos al método de valoración de últimas entradas, primeras salidas (LIFO)?</b> 185 1 <input type="checkbox"/> SI – Complete el resto de esta sección 2 <input type="checkbox"/> NO – Pase a la sección 15c				Uso del censo	Por ciento de las ventas	
				100	102	
				2380		%
				2440		%
				3500		%
				3800		%
				3900		%
				4000		%
				4100		%
				4200		%
				4300		%
				4400		%
				4500		%
				4600		%
				4700		%
				4800		%
				4820		%
				4830		%
				4840		%
				4850		%
				4860		%
				4900		%
				5300		%
				5330		%
				5400		%
				5420		%
				5600		%
				5700		%
				6000		%
				6100		%
				Otros productos – Refiérase al listado que presenta las Líneas de Productos en la página 19 para especificar los tipos de productos y anotar los códigos.		
				Código		
				1) 076	9811	%
				2) 077	9812	%
				3) 078	9813	%
				Ingresos por servicios prestados y costo de la mano de obra	9700	%
				Ingresos misceláneos	9980	%
				<b>TOTAL</b>	<b>9990</b>	<b>100 %</b>
				<b>PASE A LA PARTE H, PAGINA 18 Y LLENE EL RESTO DEL CUESTIONARIO</b>		
<b>Sección 16. ESPACIO UTILIZADO COMO ALMACEN</b> ¿Tenía usted almacén, depósitos de existencias o algún otro tipo de área de almacenaje de inventario el 31 de diciembre de 1997? 190 1 <input type="checkbox"/> SI – Indique el área de piso utilizable bajo techo. No incluya el espacio ocupado por paredes interiores, pasillos permanentes, ascensores, escaleras, oficinas, plataformas de carga, etc. 2 <input type="checkbox"/> NO				Millo- nes	Miles	Dóla- res
				182		
				183		
				184		
				181		
				046		
AVISO – (Sólo para usuarios de LIFO) La suma de las líneas (1)(a), (1)(b) y (2) debe ser igual a la línea 15c.				Pies cuadrados		
				191		
<b>Sección 17. LINEAS DE PRODUCTOS</b> ¿Cuál fue el porcentaje estimado del total de las ventas (sección 5) en 1997 correspondiente a cada línea de producto que usted indique para este establecimiento?				Uso del censo	Por ciento de las ventas	
Líneas de productos	100	102				
Automóviles, motocicletas, autobuses, vehículos de remolque para acampar y casas remolque ("mobile homes"), nuevas y usadas	0100		%			
Piezas y materiales para automóviles (nuevos y reconstruidos)	0200		%			
Piezas, accesorios y equipo usado para automóviles	0240		%			
Llantas y cámaras de aire (tubos)	0300		%			
Muebles para el hogar y para el césped	0400		%			
Ropa de casa (manteles, sábanas, fundas para almohadas y toallas), artículos de uso doméstico y cortinas	0520		%			
Madera: sin cepillar, cepillada y terminada	0600		%			
Madera contrachapada (plywood) y productos de aserraderos	0620		%			
Ladrillo, piedra, azulejo, arena, bloque, cemento y gravilla	0700		%			
Equipo y artículos para la oficina	0900		%			
Materiales quirúrgicos, médicos y para hospitales	1000		%			
Equipo y aparatos eléctricos	1400		%			
Enseres eléctricos para el hogar	1500		%			
Piezas y equipo electrónico (excepto equipo de comunicación)	1600		%			
Ferretería (Incluya herramientas de mano motorizadas.)	1700		%			
Equipo y material de plomería y calefacción	1800		%			
Maquinaria, equipo y piezas de uso industrial general	2320		%			

**Parte C – COMERCIO AL DETAL**

**Sección 18. TIPO DE NEGOCIO – COMERCIO AL DETAL**

¿Cuál fue el tipo de negocio PRINCIPAL que se llevó a cabo en este establecimiento en 1997 (o la actividad por la cual su establecimiento es conocido al público o al comercio)?  
 Marque (X) UN solo encasillado.

- Materiales de construcción, ferretería, jardinería, casas remolque (mobile home)** 070
- Comerciante de madera y de otros materiales de construcción  5211
  - Comerciante mayorista de madera y de otros materiales de construcción  5031
  - Tienda detallista de pintura, cristal y papel para empapelar paredes  5231
  - Tienda mayorista de pintura, cristal y papel para empapelar paredes  5198
  - Ferretería  5251
  - Tienda detallista de plantas ornamentales y efectos para céspedes y jardines  5261

- Mercancía general**
- Tienda por departamentos  5311
  - Bazar o tienda de variedades  5331
  - Tienda de mercancía miscelánea  5399

- Comestibles**
- Colmado  5411
  - Supermercado  5412
  - "Cash and carry"  5413
  - Mercado de carne y pescado (mariscos) y frigorífico  5421
  - Tienda de frutas y mercado de vegetales  5431
  - Tienda de dulces, nueces y confitería  5441
  - Tienda de productos lácteos  5451
  - Panadería y repostería al detal  5461
  - Otro tipo de tienda de comestibles – *Especifique*  5499

- Agencias de automóviles y gasolineras**
- Agencia de vehículos de motor – autos nuevos y usados  5511
  - Agencia de vehículos de motor – autos usados únicamente  5521
  - Tienda de artículos para el auto y para el hogar  5531
  - Gasolinera  5541
  - Agencias que venden botes  5551
  - Agencia de vehículos de recreación  5561
  - Otro tipo de agencia para la venta de automóviles y aviones  5599

- Ropa y accesorios**
- Tienda de ropa y de artículos para jóvenes y caballeros  5611
  - Tienda de ropa (lista para el uso) para damas  5621
  - Tienda de accesorios y artículos especiales para damas  5632
  - Tienda de ropa para niños, niñas y bebés  5641
  - Tienda de ropa para la familia  5651
  - Tienda de calzado  5661
  - Otro tipo de tienda de ropa y accesorios – *Especifique*  5699

- Muebles, artículos y equipo para el hogar**
- Mueblería  5712
  - Tienda de alfombras y pisos  5713
  - Tienda de cortinas y tapicería  5714
  - Tienda de artículos misceláneos para el hogar  5719
  - Tienda de enseres para el hogar  5722
  - Tienda de radios, televisores y electrónica  5731
  - Tienda de computadoras y programas ("software") (vende principalmente al consumidor doméstico)  5734
  - Tienda de discos y cintas pregrabadas  5735
  - Tienda de instrumentos musicales  5736

**Sección 18. TIPO DE NEGOCIO – COMERCIO AL DETAL (Continuación)**

**Lugares para comer y beber**

- Lugar para comer 070
- Cafetería  5811
  - Restaurante (lugar de comer donde se provee menú completo con servicio de mozo)  5812
  - Lugar de refrigerio u otro lugar de comer donde se provee un menú limitado (hamburguesas, bistecs, pescado (mariscos), pollo, pizza, panqueques, etc.)  5814
  - Restaurante "fast food"  5815
  - Otro – *Especifique*  5816

- Lugar para comer que tiene 25 o más habitaciones de alojamiento  7015
- Lugar para beber (bar, "cocktail lounge," etc.)  5813

**Otras tiendas detallistas**

- Farmacia  5912
- Licorería  5921
- Tiendas de artículos deportivos y bicicletas  5941
- Librería  5942
- Tienda de artículos de escritorio (papelería)  5943
- Tienda de artículos escolares ("school supplies")  5943
- Joyería  5944
- Tienda de juguetes, juegos y artículos para "hobbies"  5945
- Tienda de cámaras y equipo fotográfico  5946
- Tienda de regalos, novedades y "souvenirs"  5947
- Tienda de maletas y artículos de cuero  5948
- Tienda de artículos de costura, bordado y telas  5949
- Detallista que no vende su mercancía en tiendas
  - Ventas por correo (ventas por catálogo)  5961
  - Máquinas que venden mercancía (cigarrillos, refrescos, etc.)  5962
  - Ventas de casa en casa o por teléfono (ventas directas)  5963
  - Distribuidor de combustible  5983
  - Distribuidor de gas fluido  5984
  - Floristería  5992
  - Cigarrería y quiosco para la venta de cigarrillos  5993
  - Distribuidor de periódicos y quiosco para la venta de periódicos  5994
  - Optica  5995
  - Otra – *Especifique*  5999

**Sección 19. ESPACIO BAJO TECHO**

¿Tuvo este establecimiento algún espacio bajo techo que se haya utilizado como tienda por departamento, de variedad, de alimentos o farmacia en 1997?

- 250  SI – Espacio TOTAL →
- Espacio bajo techo para VENTAS →
- 2  NO

Pies cuadrados
252
251

**Sección 20. NOMBRE DE LA FRANQUICIA**

¿Usó este establecimiento un nombre autorizado por una franquicia en 1997?

- 333  SI – ¿Opera o tiene derechos de propiedad sobre este establecimiento la franquicia? → 335
- 1  SI
- 2  NO

**Sección 21. CENTRO COMERCIAL**

¿Está este establecimiento localizado en un centro comercial o "mall"?

- 390  SI
- 2  NO

**Parte C – COMERCIO AL DETAL (Continuación)**

COMO INDICAR POR CIENTOS	Indique los porcentajes como números enteros <b>EJEMPLO:</b> Indique 38.76% como →	Por ciento	Sección 23. LINEAS DE MERCANCIA (Continuación)		
		<b>39</b> %	Líneas de mercancía	Uso del censo	Por ciento de las ventas
<b>Sección 22. CLASE DE CLIENTE</b> ¿Cuál fue el porcentaje del total de ventas (sección 5) en 1997 correspondiente a cada clase de cliente?					
		Por ciento			
a. Público en general		237 %	Muebles de sala, comedor y cuarto (excepto camas sueltas, catres, etc.)	230 <b>0344</b>	232 %
b. Otros		239 %	Otros tipos de muebles	<b>0345</b>	%
<b>Sección 23. LINEAS DE MERCANCIA</b> ¿Cuál fue el porcentaje estimado del total de las ventas (sección 5) de 1997 correspondiente a cada línea de mercancía que usted indique para este establecimiento?					
Líneas de mercancía	Uso del censo	Por ciento de las ventas			
Carne, pescado y aves	230 <b>0101</b>	%	Alfombras y pisos	<b>0360</b>	%
Frutas y vegetales frescos	<b>0102</b>	%	Equipo, accesorios y programas ("software") para computadoras del hogar y otro equipo y efectos de calcular	<b>0370</b>	%
Alimentos congelados	<b>0103</b>	%	Utensilios de cocina y artículos para el hogar	<b>0380</b>	%
Productos lácteos y alimentos análogos	<b>0104</b>	%	Prendas	<b>0400</b>	%
Productos de panadería y repostería, excepto los congelados	<b>0106</b>	%	Equipo y artículos de fotografía	<b>0440</b>	%
Otros tipos de alimentos, excluyendo comida para animales	<b>0114</b>	%	Artículos ópticos	<b>0490</b>	%
Comidas, meriendas, "sandwiches," bebidas no alcohólicas que generalmente se sirven para consumo en este establecimiento	<b>0120</b>	%	Artículos deportivos y trofeos	<b>0500</b>	%
Bebidas alcohólicas (servidas en este establecimiento.)	<b>0130</b>	%	Vehículos de recreo	<b>0580</b>	%
Licor, vino y cerveza envasados	<b>0140</b>	%	Ferretería, herramientas, artículos de plomería y artículos eléctricos	<b>0600</b>	%
Cigarros, cigarrillos, tabaco y artículos para fumadores (No incluya las ventas de máquinas que son propiedad de otros.)	<b>0150</b>	%	Equipo y artículos para el césped y el jardín, flores cortadas, plantas, arbustos, fertilizantes, etc.	<b>0620</b>	%
Medicinas recetadas despachadas por farmacéuticos	<b>0161</b>	%	Madera, productos de aserradero, materiales de construcción, equipo y materiales para la reparación y modernización del hogar	<b>0640</b>	%
Medicinas y vitaminas vendidas sin receta médica y otros productos para la salud y la belleza	<b>0162</b>	%	Pintura, artículos de pintura, vidrio y papel para empapelar paredes	<b>0670</b>	%
Jabones, detergentes y limpiadores para el hogar	<b>0180</b>	%	Casas remolques ("mobile homes")	<b>0680</b>	%
Productos de papel	<b>0190</b>	%	Automóviles, camionetas cerradas ("vans") y camiones nuevos	<b>0715</b>	%
Ropa para jovencitos y caballeros	<b>0200</b>	%	Automóviles, camionetas cerradas ("vans") y camiones usados	<b>0716</b>	%
Ropa para damas y jovencitas	<b>0220</b>	%	Otros vehículos de transporte motorizados	<b>0717</b>	%
Accesorios para damas	<b>0230</b>	%	Gasolina	<b>0721</b>	%
Calzado	<b>0260</b>	%	Combustible diesel	<b>0725</b>	%
Artículos de costura, tejido y bordado	<b>0270</b>	%	Otros combustibles para automóviles	<b>0726</b>	%
Cortinas, persianas, persianas venecianas ("venetian blinds"), fundas (de muebles), toallas, sábanas, frisas, manteles, etc.	<b>0280</b>	%	Lubricantes para automóviles (aceites, grasa, etc.)	<b>0730</b>	%
Enseres eléctricos grandes para el hogar	<b>0300</b>	%	Llantas, cámaras de aire (tubos), baterías, accesorios y piezas para automóviles	<b>0740</b>	%
Enseres eléctricos pequeños	<b>0310</b>	%	Combustibles para el hogar	<b>0780</b>	%
Televisores, "videocassetes," cinta de video, etc.	<b>0320</b>	%	Toda otra mercancía		
Equipo de sonido, instrumentos y artículos musicales	<b>0330</b>	%	<i>Si las ventas de mercancía en esta línea sobrepasan el 5% del total, especifique las líneas principales de mercancía y el por ciento de las ventas estimadas en las próximas líneas</i>	<b>9810</b>	%
Muebles y efectos para dormir	<b>0343</b>	%	1) 076	<b>9811</b>	%
			2) 077	<b>9812</b>	%
			3) 078	<b>9813</b>	%
			Ingresos no relacionados con mercancía, recibidos de clientes	<b>9900</b>	%
			<b>TOTAL</b>	<b>9990</b>	<b>100</b> %

**PASE A LA PARTE H, PAGINA 18 Y LLENE EL RESTO DEL CUESTIONARIO**

## Parte D – SERVICIOS

### Sección 24. TIPO DE NEGOCIO – SERVICIOS

**¿Cuál fue el tipo de negocio PRINCIPAL que se llevó a cabo en este establecimiento en 1997 (o la actividad por la cual su establecimiento es conocido al público o al comercio)?**  
*Marque (X) UN solo encasillado.*

#### Agencias de viajes y otros servicios relacionados con el transporte de pasajeros

070

- Agencia de viaje . . . . .  4724
- Operador de excursiones . . . . .  4725
- Otros servicios relacionados con el transporte de pasajeros . . . . .  4729

#### Servicios personales

- Lavandería para la familia y para uso comercial . . . . .  7211
- Planchado de ropa y agentes de lavandería . . . . .  7212
- Lavado y suministro de sábanas, toallas y uniformes . . . . .  7213
- Lavanderías y "dry cleaners" de máquinas activadas por monedas . . . . .  7215
- Planta de "dry cleaning" excepto limpieza de alfombras . . . . .  7216
- Limpieza de alfombras y tapicería . . . . .  7217
- Lavandería industrial . . . . .  7218
- Otros servicios de lavado de ropa, incluyendo lavado a mano – *Especifique* . . . . .  7219

- 
- Estudio fotográfico, retratos . . . . .  7221
  - Salón de belleza . . . . .  7231
  - Barbería . . . . .  7241
  - Zapaterías y salones de limpiabotas . . . . .  7251
  - Servicios funerarios y crematorio . . . . .  7261
  - Servicios de preparación de planillas de contribución sobre ingresos . . . . .  7291
  - Otros servicios personales – *Especifique* . . . . .  7299

#### Servicios comerciales

- Agencia publicitaria . . . . .  7311
- Servicios de rótulos de publicidad (incluyendo carteles y carteleras) . . . . .  7312
- Representante publicitario de radio, televisión y editor . . . . .  7313
- Otros servicios publicitarios (excepto agencias) – *Especifique* . . . . .  7319

- 
- Agencia de cobros y ajustes . . . . .  7322
  - Agencia que proporciona información sobre el crédito . . . . .  7323
  - Servicios de publicidad por correspondencia . . . . .  7331
  - Servicios de reproducción y fotocopia . . . . .  7334
  - Fotografía comercial . . . . .  7335
  - Arte comercial y diseño gráfico . . . . .  7336
  - Servicios secretariales y de relator de cortes . . . . .  7338
  - Servicios de desinfección y exterminación . . . . .  7342
  - Servicios de limpieza y mantenimiento . . . . .  7349
  - Alquiler y arrendamiento de equipo médico . . . . .  7352
  - Alquiler y arrendamiento de equipo pesado de construcción y de remover tierra . . . . .  7353
  - Otro alquiler y arrendamiento de equipo (excepto computadoras o automóviles) . . . . .  7359
  - Agencia de empleo . . . . .  7361
  - Servicio para el suministro de ayuda temporera . . . . .  7363
  - Servicios de programación de computadora . . . . .  7371

### Sección 24. TIPO DE NEGOCIO – SERVICIOS (Continuación)

#### Servicios comerciales (Continuación)

070

- Programas ("software") de computadora pre-empacados . . . . .  7372
- Diseño de sistemas integrados de computadoras . . . . .  7373
- Servicio de procesamiento de datos . . . . .  7374
- Servicios de acceso a información . . . . .  7375
- Servicios gerenciales de computadora . . . . .  7376
- Alquiler y arrendamiento de computadoras . . . . .  7377
- Mantenimiento y reparación de computadoras . . . . .  7378
- Servicios relacionados con computadoras . . . . .  7379
- Servicios de detectives, de protección y de carro blindado . . . . .  7381
- Servicios de sistemas de seguridad . . . . .  7382
- Sindicatos de prensa . . . . .  7383
- Laboratorios de revelado de fotografía . . . . .  7384
- Otros servicios comerciales – *Especifique* . . . . .  7389

#### Reparación y servicios automovilísticos

- Alquiler y arrendamiento de camiones sin chofer . . . . .  7513
- Alquiler de automóviles de pasajeros . . . . .  7514
- Arrendamiento de automóviles de pasajeros . . . . .  7515
- Alquiler de remolques y de vehículos de recreo . . . . .  7519
- Estacionamiento de automóviles . . . . .  7521
- Taller de capota, carrocería, tapicería y pintura . . . . .  7532
- Taller de reparación de sistemas de escape . . . . .  7533
- Taller de reparación y recauchamiento . . . . .  7534
- Taller de reemplazo de cristales de automóviles . . . . .  7536
- Taller de reparación de transmisiones . . . . .  7537
- Taller de reparación general . . . . .  7538
- Otros talleres de reparación de automóviles – *Especifique* . . . . .  7539

- 
- Lavado de carros . . . . .  7542
  - Otros servicios automovilísticos – *Especifique* . . . . .  7549

#### Otros servicios de reparación

- Reparación de radios y televisores . . . . .  7622
- Talleres de reparación y servicio de neveras y acondicionadores de aire . . . . .  7623
- Talleres de reparación eléctrica y electrónica (excepto reparación de computadoras) . . . . .  7629
- Reparación de relojes y prendas . . . . .  7631
- Tapizado y reparación de muebles . . . . .  7641
- Reparación de soldadura . . . . .  7692
- Talleres que se dedican a la reconstrucción o reparación de motores eléctricos . . . . .  7694
- Otros servicios de reparación incluyendo servicios de limpieza de alcantarillas y tanques o pozos sépticos – *Especifique* . . . . .  7699

#### Películas cinematográficas

- Películas cinematográficas y producción de videos . . . . .  7812
- Servicios análogos a la producción de películas . . . . .  7819
- Distribución de películas y cintas . . . . .  7822
- Servicios relacionados a la distribución de películas cinematográficas . . . . .  7829
- Teatros y cines, excepto teatros al aire libre . . . . .  7832
- Alquiler de películas de video . . . . .  7841



## Parte D – SERVICIOS (Continuación)

### Sección 24. TIPO DE NEGOCIO – SERVICIOS (Continuación)

- Servicios de entretenimiento y recreación, excepto películas cinematográficas** 070
- Estudio, escuela y salón de baile . . . . .  7911
  - Productor y servicios de teatro . . . . .  7922
  - Banda musical, orquesta, artistas y otros grupos artísticos que no son de teatro . . . . .  7929
  - Bolera . . . . .  7933
  - Club deportivo comercial, empresario y promotor deportivo . . . . .  7941
  - Carreras, incluyendo actividades relacionadas con carreras de caballos, perros, motocicletas y autos . . . . .  7948
  - Gimnasio . . . . .  7991
  - Campo de golf público . . . . .  7992
  - Máquinas de entretenimiento operadas por moneda . . . . .  7993
  - Agencia de lotería (excepto hípica) . . . . .  7994
  - Agencia hípica . . . . .  7995
  - Parque de diversión . . . . .  7996
  - Club deportivo y de recreación para miembros . . . . .  7997
  - Gallera . . . . .  7998
  - Otros servicios de entretenimiento y recreación – *Especifique* . . . . .  7999
- 
- Laboratorios médicos y dentales**
- Laboratorio dental . . . . .  8072
  - Otros servicios médicos y dentales – *Especifique* . . . . .  8021
- 
- Servicios legales**
- Servicios legales . . . . .  8111
  - Sociedad de asistencia legal (u otros servicios legales no lucrativos) – *Especifique* . . . . .  9002
- 
- Museos, galerías de arte y jardines botánicos y zoológicos**
- Museos y galerías de arte . . . . .  8412
  - Jardines botánicos y zoológicos . . . . .  8422
- Ingeniería, arquitectura, agrimensura, investigación, gerencia y servicios análogos**
- Servicios de ingeniería . . . . .  8711
  - Servicios de arquitectura . . . . .  8712
  - Servicios de agrimensura . . . . .  8713
  - Investigación comercial, física y biológica . . . . .  8731
  - Investigación comercial, económica, sociológica y educacional . . . . .  8732
  - Laboratorio de pruebas comerciales . . . . .  8734
  - Servicios gerenciales . . . . .  8741
  - Servicios de consultoría gerencial . . . . .  8742
  - Servicios de relaciones públicas . . . . .  8743
  - Servicios de apoyo administrativo . . . . .  8744
  - Otros servicios de consultoría comercial – *Especifique* . . . . .  8748
- 
- Otro tipo de servicios – *Especifique* . . . . .  8999
- 

COMO INDICAR POR CIENTOS

Indique los porcentajes como números enteros

**EJEMPLO:** Indique 38.76% como →

Por ciento

**39** %

### Sección 25. VENTAS DE MERCANCIA

**a. ¿Vendió este establecimiento alguna mercancía directamente al consumidor, independientemente de los servicios proporcionados en 1997?**

- 371 1  SI – *Complete la sección 25b a continuación*  
 2  NO – *Pase a la sección 26*

**b. ¿Cuál fue el porcentaje estimado del total de los ingresos recibidos (sección 5) en 1997 correspondiente a la venta de dicha mercancía? Si es más del 50 por ciento, describa el tipo de mercancía vendida a continuación en COMENTARIOS.**

Por ciento

372

%

### Sección 26. CENTRO COMERCIAL

**¿Está este establecimiento localizado en un centro comercial o "mall"?**

- 390 1  SI  
 2  NO

COMENTARIOS

**PASE A LA PARTE H, PAGINA 18  
Y LLENE EL RESTO DEL CUESTIONARIO**

**Parte E - HOTELES, MOTELES Y OTROS LUGARES DE ALOJAMIENTO**

**Sección 27. TIPO DE NEGOCIO – HOTELES, MOTELES Y OTROS LUGARES DE ALOJAMIENTO**

¿Cuál fue el tipo de negocio PRINCIPAL que se llevó a cabo en este establecimiento en 1997 ( o la actividad por la cual su establecimiento es conocido al público o al comercio)? Marque (X) UN solo encasillado.

**Hoteles, moteles y casas de huéspedes**

- Hotel de 100 o más habitaciones . . . . .  7011
- Hotel de 25 a 99 habitaciones . . . . .  7012
- Hotel de menos de 25 habitaciones . . . . .  7013
- Hotel recreacional (villas turísticas y paradores) . . . . .  7014
- Motel . . . . .  7015
- Casas de huéspedes . . . . .  7016
- Hotel de una organización o casa de alojamiento con habitaciones disponibles al público en general . . . . .  7041

**Otros lugares de alojamiento**

- Campamento de deportes o recreación – *Especifique* . . . . .  7032
- Parques para remolques y áreas para acampar (transeúntes) . . . . .  7033
- Parque residencial para casas remolques ("mobile homes") . . . . .  6515
- Campamento diurno para niños . . . . .  7999

Pase a la parte H, página 18

**Otro tipo de actividad u operación**

- Restaurante, incluyendo –
- Hotel de 100 o más habitaciones . . . . .  7018
- Hotel de 25 a 99 habitaciones . . . . .  7019
- Motel de 25 o más habitaciones . . . . .  7015
- Menos de 25 habitaciones . . . . .  5812
- Otro tipo de actividad – *Especifique* . . . . .  7099

COMO INDICAR POR CIENTOS Indique los porcentajes como números enteros  
**EJEMPLO:** Indique 38.76% como **39** %

**Sección 28. FUENTE DE INGRESOS**

Los ingresos deben ser declarados como un por ciento del total de los ingresos (sección 5) de 1997.  
 No incluya impuestos sobre el alquiler de unidades de alojamiento u otros impuestos recibidos de los clientes.

**a. Ingresos recibidos de los clientes**

¿Cuál fue el porcentaje estimado de las ventas e ingresos recibidos de los clientes en 1997 correspondiente a las siguientes fuentes de ingreso? (No incluya los ingresos recibidos de máquinas activadas por moneda que otros negocios administran en este local.)

	Uso del censo	Por ciento
(1) Alquiler de habitaciones o de unidades de alojamiento (Si las comidas están incluidas como parte de la tarifa de la habitación, estime el porcentaje correspondiente a comidas en la línea a(3).)	400	402 %
(2) Ingresos correspondiente a actividades de casino	0040	%
(3) Venta de comidas y bebidas no alcohólicas	0120	%
(4) Venta de bebidas alcohólicas para consumo en el local	0130	%
(5) Venta de licor, vino o cerveza empacados	0140	%
(6) Venta de otra mercancía	9800	%
(7) Todos los otros ingresos recibidos de clientes (Incluya ingresos por el alquiler de salones de baile, salas de convenciones, uso de lavanderías y otros servicios.)	9980	%
(8) TOTAL (La suma de las líneas (1) hasta la (7) debe ser igual a 100%)	9990	100 %

**b. Ingresos recibidos de otras fuentes**

¿Recibió este establecimiento - en sus actividades comerciales - otros ingresos que NO fueran de parte de clientes? (Incluya ingresos correspondientes a alquiler y comisiones recibidos de operarios de departamentos arrendados, concesiones y tiendas, y máquinas operadas por monedas.)

378	1 <input type="checkbox"/> SI – ¿Cuál fue la cantidad?	379	Miliones	Miles	Dólares
	2 <input type="checkbox"/> NO				

**Sección 29. VOLUMEN Y TIPO DE ALOJAMIENTO**

**a. ¿Cuál fue el número de habitaciones o unidades de alojamiento para alquilar principalmente a huéspedes transeúntes el 31 de diciembre de 1997?** (El número de habitaciones o unidades de alojamiento se compone del número de unidades que pueden ser alquiladas como unidades individuales. Las "suites" o grupo de habitaciones que no se pueden subdividir deben contarse como una sola unidad.)

Número al 31 de diciembre de 1997
381

**b. ¿Fueron los ingresos por concepto de alquiler de habitaciones o unidades de alojamiento principalmente (más de la mitad), de huéspedes transeúntes?**

- 383 1  SI
- 2  NO

**Sección 30. LEY DE INCENTIVOS TURISTICOS DE PUERTO RICO**

¿Estuvo este establecimiento acogido a la Ley de Incentivos Turísticos de Puerto Rico en 1997?

- 385 1  SI
- 2  NO

**PASE A LA PARTE H, PAGINA 18  
Y LLENE EL RESTO DEL CUESTIONARIO**

## Parte F - MANUFACTURA

### Sección 31 TIPO DE ACTIVIDAD – MANUFACTURA

**¿Cuál fue el tipo de actividad manufacturera PRINCIPAL que se llevó a cabo en este establecimiento en 1997 (o la actividad por la cual el establecimiento es conocido al público o al comercio)? Marque (X) UN solo encasillado.**

#### Alimentos y productos análogos

- Planta para la matanza y preparación de carnes, excepto aves y conejos . . . . .  2011
- Salchichas y otras carnes preparadas de materiales comprados . . . . .  2013
- Planta para la matanza y preparación de aves o conejos . . . . .  2015
- Queso natural y procesado . . . . .  2022
- Helados y postres congelados, excepto productos congelados de repostería . . . . .  2024
- Leche líquida y crema . . . . .  2026
- Otros productos lácteos – *Especifique* . . . . .  2029

- Productos especializados enlatados tales como comidas para bebé y sopas, excepto mariscos . . . . .  2032
- Frutas, vegetales, conservas, mermeladas y jaleas enlatadas . . . . .  2033
- Alimentos congelados y en conserva – *Especifique* . . . . .  2038

- Alimento preparado e ingredientes de alimentos para animales y aves, excepto perros y gatos . . . . .  2048
- Otros productos de molinos de granos – *Especifique* . . . . .  2049

- Pan y otros productos de panadería . . . . .  2051
- Galletas y galletitas . . . . .  2052
- Productos de panadería congelados, excepto pan . . . . .  2053
- Dulces y otros productos de confitería, incluyendo dulces de chocolate . . . . .  2064
- Otros productos de confitería, maníes y nueces – *Especifique* . . . . .  2069

- Aceites y grasas comestibles – *Especifique* . . . . .  2079

- Licores destilados y mezclados . . . . .  2085
- Refrescos embotellados y enlatados . . . . .  2086
- Extractos y emulsiones para dar sabor . . . . .  2087
- Otro tipo de bebida – *Especifique* . . . . .  2089

- Pescados y mariscos enlatados y curados . . . . .  2091
- Café tostado, concentrados y extractos de café . . . . .  2095
- Hielo manufacturado . . . . .  2097
- Otros alimentos preparados y productos análogos – *Especifique* . . . . .  2099

#### Productos de tabaco

- Cigarros . . . . .  2121
- Otros productos de tabaco – *Especifique* . . . . .  2129

### Sección 31. TIPO DE ACTIVIDAD – MANUFACTURA (Continuación)

#### Productos textiles

070

- Fábrica de ropa tejida para uso exterior, tales como abrigos y sudaderas . . . . .  2253
- Telas, alfombras, hilaza e hilo y otros productos de fábricas de tejido – *Especifique* . . . . .  2299

#### Ropa y otros productos terminados hechos de tela y materiales similares

- Gabanes y abrigos para hombres y jovencitos . . . . .  2311
- Camisas para hombres y jovencitos . . . . .  2321
- Ropa interior y ropa de dormir para hombres y jovencitos . . . . .  2322
- Pantalones para hombres y jovencitos . . . . .  2325
- Ropa de trabajo para hombres y jovencitos . . . . .  2326
- Otras prendas de vestir y accesorios para hombres y jovencitos – *Especifique* . . . . .  2329

- Blusas y camisas para señoras y señoritas . . . . .  2331
- Vestidos para señoras y señoritas . . . . .  2335
- Otras prendas de vestir de uso externo para señoras y señoritas – *Especifique* . . . . .  2339

- Ropa interior y de dormir para damas y niños . . . . .  2341
- Sostenes, fajas y prendas de vestir análogas . . . . .  2342
- Vestidos, blusas y camisas para niñas y niños . . . . .  2361
- Otras ropas de niñas y niños para uso externo . . . . .  2369
- Cortinas . . . . .  2391
- Artículos para el hogar . . . . .  2392
- Plisados y bordados . . . . .  2395
- Adornos para automóviles y para ropa . . . . .  2396
- Otra ropa y artículos terminados – *Especifique* . . . . .  2399

#### Madera y productos de madera, excepto muebles

- Aserraderos, tablas para pisos y otros productos especiales de aserraderos – *Especifique* . . . . .  2429

- Taller de productos de madera cubiertos con materiales de metal y plástico . . . . .  2431
- Gabinets de cocina y tocadores de baño de madera . . . . .  2434
- Madera dura y blanda enchapada y contrachapada y estructuras de madera – *Especifique* . . . . .  2439

- Paletas y rampas de madera o de metal y madera . . . . .  2448
- Otros envases de madera – *Especifique* . . . . .  2449

- Preservación de madera . . . . .  2491
- Otros productos de madera – *Especifique* . . . . .  2499

## Parte F - MANUFACTURA (Continuación)

### Sección 31. TIPO DE ACTIVIDAD – MANUFACTURA (Continuación)

#### Muebles y accesorios

- 070
- Muebles de madera, excepto tapizados, para el hogar . . .  2511
- Muebles de madera tapizados para el hogar . . . . .  2512
- Muebles de metal para el hogar . . . . .  2514
- Colchones, bases y camas convertibles . . . . .  2515
- Otros muebles para el hogar – *Especifique* . . . . .  2519

- 
- Muebles de oficina hechos en madera y otros  
muebles de oficina – *Especifique* . . . . .  2529

- 
- Muebles para edificios públicos y otros muebles análogos . .  2531
- Estantes, armarios y accesorios de madera  
para tiendas . . . . .  2541
- Accesorios para oficinas y tiendas, excepto  
de madera . . . . .  2542
- Persianas, toldos de metal, varas y varillas para cortinas . .  2591
- Otros muebles y accesorios – *Especifique* . . . . .  2599

#### Papel y productos análogos

- Fábrica de papel . . . . .  2621
- Fábrica de cartón . . . . .  2631
- Cajas de cartón desarmadas . . . . .  2652
- Cajas de cartón corrugado y de fibra sólida . . . . .  2653
- Cajas de cartón dobladas . . . . .  2657
- Otros envases y cajas de cartón – *Especifique* . . . . .  2659

- 
- Bolsas de papel revestido, de plástico y de aluminio . . . .  2673
- Otros productos de papel y productos  
análogos – *Especifique* . . . . .  2679

#### Impresos, publicaciones e industrias análogas

- Periódicos: publicación o publicación e impresión . . . . .  2711
- Revistas: publicación o publicación e impresión . . . . .  2721
- Libros y folletos: publicación o publicación e impresión . .  2731
- Actividades misceláneas de publicaciones . . . . .  2741
- Impresos comerciales, litográficos . . . . .  2752
- Impresos comerciales, fotograbado . . . . .  2754
- Otros impresos comerciales . . . . .  2759
- Reproducción de formularios . . . . .  2761
- Otras publicaciones e impresos – *Especifique* . . . . .  2799

#### Productos químicos y productos análogos

- Gases industriales y otros productos químicos  
inorgánicos – *Especifique* . . . . .  2819

### Sección 31. TIPO DE ACTIVIDAD – MANUFACTURA (Continuación)

#### Productos químicos y productos análogos (Continuación)

- 070
- Materiales plásticos y resinas . . . . .  2821
- Otros materiales sintéticos y fibras fabricadas,  
excepto vidrio – *Especifique* . . . . .  2829

- 
- Productos químicos medicinales y botánicos . . . . .  2833
- Preparados farmacéuticos para uso veterinario  
y de seres humanos . . . . .  2834
- Sustancias para diagnósticos . . . . .  2835
- Jabón y otros detergentes . . . . .  2841
- Lustradores y productos sanitarios . . . . .  2842
- Agentes limpiadores para superficies . . . . .  2843
- Perfumes, cosméticos y artículos de tocador . . . . .  2844
- Pinturas y productos análogos . . . . .  2851
- Adhesivos y selladores . . . . .  2891
- Otros químicos y preparados químicos – *Especifique* . . . .  2899

#### Refinados de petróleo e industrias análogas

- Productos de petróleo refinado, incluyendo gasolina  
y aceite . . . . .  2911
- Mezcla para la pavimentación de asfalto y bloques . . . . .  2951
- Otros productos de petróleo y carbón – *Especifique* . . . .  2999

#### Productos de goma y de plásticos misceláneos

- Hojas y planchas laminadas en plástico . . . . .  3083
- Botellas plásticas . . . . .  3085
- Otros productos de goma y de plásticos – *Especifique* . . .  3089

#### Cuero y productos de cuero

- Calzado para hombres, excepto atlético . . . . .  3143
- Carteras y bolsas de mujer . . . . .  3171
- Artículos de cuero de uso personal excepto  
carteras y bolsas de mujer . . . . .  3172
- Otros cueros y productos de cuero – *Especifique* . . . . .  3199

#### Productos de piedra, barro, vidrio y concreto

- Productos de vidrio hechos de vidrio comprado . . . . .  3231
- Bloques y ladrillos de hormigón . . . . .  3271
- Productos de hormigón, excepto bloques y ladrillos . . . .  3272
- Hormigón preparado . . . . .  3273
- Piedra cortada y productos de piedra . . . . .  3281
- Otros productos de vidrio, cemento hidráulico, arcilla,  
barro, yeso, cal, abrasivos, asbestos y productos  
minerales no metálicos – *Especifique* . . . . .  3299

## Parte F – MANUFACTURA (Continuación)

### Sección 31. TIPO DE ACTIVIDAD – MANUFACTURA (Continuación)

#### Industrias de metales primarios

- 070
- Alambres, clavos y púas de acero . . . . .  3315
- Fundición de hierro y acero, metales no ferrosos  
y otras industrias de productos de metales  
primarios – *Especifique* . . . . .  3399

#### Fabricación de productos metálicos

- Latas de metal . . . . .  3411
- Equipo de calefacción, excepto eléctrico . . . . .  3433
- Fabricación de metal para estructuras . . . . .  3441
- Puertas, bastidores y molduras de metal . . . . .  3442
- Planchas de metal fabricado (talleres de calderas) . . . . .  3443
- Láminas de metal . . . . .  3444
- Trabajos de metal para arquitectura y decoración . . . . .  3446
- Otros trabajos de metal para estructuras – *Especifique* . . . . .  3449

- Productos de máquinas de tornillos . . . . .  3451
- Tornillos, tuercas, remaches, cerrojos y arandelas . . . . .  3452
- Otros metales moldeados – *Especifique* . . . . .  3469

- Galvanizado y pulido de metales . . . . .  3471
- Productos misceláneos de alambre . . . . .  3496
- Otros productos de metal – *Especifique* . . . . .  3499

#### Maquinaria industrial y comercial y equipo de computadoras

- Troqueles, herramientas, plantillas y accesorios . . . . .  3544
- Otra maquinaria y equipo para trabajo en metal –  
*Especifique* . . . . .  3549

- Computadoras electrónicas . . . . .  3571
- Equipo periférico de computadoras, incluyendo  
impresor, "plotter" y monitores para gráficas . . . . .  3577
- Otro equipo de oficina, incluyendo calculadoras y  
terminales y mecanismos para el almacenamiento  
de datos en computadora – *Especifique* . . . . .  3579

- Equipo de refrigeración (aire acondicionado)  
y calefacción . . . . .  3585
- Otra maquinaria comercial e industrial y equipo de  
computadoras – *Especifique* . . . . .  3599

### Sección 31. TIPO DE ACTIVIDAD – MANUFACTURA (Continuación)

#### Equipos y componentes electrónicos y eléctricos, excepto equipo de computadoras

070

- Generadores, distribuidores y transformadores  
especializados . . . . .  3612
- Dispositivos y cuadros de distribución . . . . .  3613
- Otros aparatos eléctricos industriales – *Especifique* . . . . .  3629

- Enseres para el hogar – *Especifique* . . . . .  3639

- Dispositivos de alambrado conductores de corriente . . . . .  3643
- Otro equipo eléctrico para alumbrado y  
alambrado – *Especifique* . . . . .  3648

- Equipo telefónico y telegráfico . . . . .  3661
- Radio, televisión y otros equipos de comunicación –  
*Especifique* . . . . .  3669

- Tablero de circuito impreso . . . . .  3672
- Bobinas, transformadores y conductores electrónicos . . . . .  3677
- Otros equipos y componentes eléctricos y  
electrónicos – *Especifique* . . . . .  3679

#### Equipo de transportación

- Piezas y accesorios para vehículos de motor . . . . .  3714
- Vehículos de motor y equipo de vehículos de  
motor – *Especifique* . . . . .  3719

- Construcción y reparación de botes . . . . .  3732
- Aviones, barcos y otros medios de transportación; piezas,  
equipo y reparación – *Especifique* . . . . .  3799

#### Instrumentos de medida, análisis y control; artículos fotográficos, médicos y ópticos; relojes

- Instrumentos para medir la corriente eléctrica . . . . .  3825
- Equipo e instrumentos quirúrgicos, médicos y  
de veterinaria . . . . .  3841
- Utensilios y suministros ortopédicos, prostéticos y  
quirúrgicos . . . . .  3842
- Equipo y suministros dentales, aparatos radiográficos, de  
irradiación, electromédicos y electroterapéutico –  
*Especifique* . . . . .  3849

- Artículos oftálmicos (lentes de contacto, espejuelos y  
gafas de sol) . . . . .  3851

- Otros instrumentos de medida, análisis y control; artículos  
fotográficos y ópticos; relojes – *Especifique* . . . . .  3879

**Parte F – MANUFACTURA (Continuación)**

<b>Sección 31. TIPO DE ACTIVIDAD – MANUFACTURA (Continuación)</b> <b>Industrias manufactureras misceláneas</b> 070 Joyería, metales preciosos . . . . . <input type="checkbox"/> 3911 Artículos de plata y electroplata . . . . . <input type="checkbox"/> 3914 Materiales para joyeros y trabajo lapidario . . . . . <input type="checkbox"/> 3915 Joyería de fantasía y novedades de fantasía . . . . . <input type="checkbox"/> 3961 Cierres, botones, agujas y alfileres . . . . . <input type="checkbox"/> 3965 Rótulos y especialidades publicitarias . . . . . <input type="checkbox"/> 3993 Otras industrias manufactureras – <i>Especifique</i> . . . . . <input type="checkbox"/> 3999 _____				<b>Sección 34. NOMINA</b> <b>¿Cuál fue la nómina anual, antes de las deducciones, para este establecimiento en 1997?</b> <table border="1" style="width:100%; border-collapse: collapse;"> <tr> <th style="width:80%;"></th> <th style="width:10%;">Millo-nes</th> <th style="width:10%;">Miles</th> <th style="width:10%;">Dóla-res</th> </tr> <tr> <td>a. Trabajadores de producción</td> <td>625</td> <td></td> <td></td> </tr> <tr> <td>b. Todos los otros empleados</td> <td>626</td> <td></td> <td></td> </tr> </table>				Millo-nes	Miles	Dóla-res	a. Trabajadores de producción	625			b. Todos los otros empleados	626																																																		
	Millo-nes	Miles	Dóla-res																																																															
a. Trabajadores de producción	625																																																																	
b. Todos los otros empleados	626																																																																	
<b>Sección 32. EMBARQUES Y OTROS INGRESOS</b> <table border="1" style="width:100%; border-collapse: collapse;"> <tr> <th style="width:70%;"></th> <th style="width:10%;">Millo-nes</th> <th style="width:10%;">Miles</th> <th style="width:10%;">Dóla-res</th> </tr> <tr> <td>a. ¿Cuál fue el VALOR DE LOS EMBARQUES de productos hechos en este establecimiento en 1997? (Incluya las transferencias entre plantas.)</td> <td>601</td> <td></td> <td></td> </tr> <tr> <td>b. ¿Cuáles fueron los ingresos de TRABAJO POR CONTRATO hecho para clientes con los materiales de los mismos clientes? (Describa los productos en los que trabajó y el tipo de trabajo hecho.)</td> <td>602</td> <td></td> <td></td> </tr> <tr> <td>c. ¿Cuáles fueron los INGRESOS MISCELÁNEOS por –</td> <td>603</td> <td></td> <td></td> </tr> <tr> <td>    (1) Ventas de desperdicios y desechos?</td> <td></td> <td></td> <td></td> </tr> <tr> <td>    (2) Otros ingresos misceláneos (Incluyendo ingresos por trabajos de reparación, etc.)?</td> <td>604</td> <td></td> <td></td> </tr> <tr> <td>d. ¿Cuáles fueron los ingresos por REVENTAS, i.e., ventas de productos comprados y revendidos sin elaboración, manufactura o montaje adicional en este establecimiento?</td> <td>605</td> <td></td> <td></td> </tr> </table>					Millo-nes	Miles	Dóla-res	a. ¿Cuál fue el VALOR DE LOS EMBARQUES de productos hechos en este establecimiento en 1997? (Incluya las transferencias entre plantas.)	601			b. ¿Cuáles fueron los ingresos de TRABAJO POR CONTRATO hecho para clientes con los materiales de los mismos clientes? (Describa los productos en los que trabajó y el tipo de trabajo hecho.)	602			c. ¿Cuáles fueron los INGRESOS MISCELÁNEOS por –	603			(1) Ventas de desperdicios y desechos?				(2) Otros ingresos misceláneos (Incluyendo ingresos por trabajos de reparación, etc.)?	604			d. ¿Cuáles fueron los ingresos por REVENTAS, i.e., ventas de productos comprados y revendidos sin elaboración, manufactura o montaje adicional en este establecimiento?	605			<b>Sección 35. COSTOS ESCOGIDOS</b> <b>¿Cuál fue el costo para este establecimiento en 1997 por concepto de materiales y servicios usados?</b> <table border="1" style="width:100%; border-collapse: collapse;"> <tr> <th style="width:80%;"></th> <th style="width:10%;">Millo-nes</th> <th style="width:10%;">Miles</th> <th style="width:10%;">Dóla-res</th> </tr> <tr> <td>a. Electricidad</td> <td>630</td> <td></td> <td></td> </tr> <tr> <td>b. Combustibles usados para calefacción o energía</td> <td>631</td> <td></td> <td></td> </tr> <tr> <td></td> <td>632</td> <td></td> <td></td> </tr> <tr> <td>c. Labor contratada para la producción</td> <td></td> <td></td> <td></td> </tr> <tr> <td>d. Trabajos bajo contrato y labor que no es de producción realizados para usted por otros</td> <td>633</td> <td></td> <td></td> </tr> <tr> <td>e. Artículos comprados y revendidos en la misma condición</td> <td>634</td> <td></td> <td></td> </tr> <tr> <td>f. Materiales, piezas, componentes, envases, etc.</td> <td>635</td> <td></td> <td></td> </tr> </table>				Millo-nes	Miles	Dóla-res	a. Electricidad	630			b. Combustibles usados para calefacción o energía	631				632			c. Labor contratada para la producción				d. Trabajos bajo contrato y labor que no es de producción realizados para usted por otros	633			e. Artículos comprados y revendidos en la misma condición	634			f. Materiales, piezas, componentes, envases, etc.	635		
	Millo-nes	Miles	Dóla-res																																																															
a. ¿Cuál fue el VALOR DE LOS EMBARQUES de productos hechos en este establecimiento en 1997? (Incluya las transferencias entre plantas.)	601																																																																	
b. ¿Cuáles fueron los ingresos de TRABAJO POR CONTRATO hecho para clientes con los materiales de los mismos clientes? (Describa los productos en los que trabajó y el tipo de trabajo hecho.)	602																																																																	
c. ¿Cuáles fueron los INGRESOS MISCELÁNEOS por –	603																																																																	
(1) Ventas de desperdicios y desechos?																																																																		
(2) Otros ingresos misceláneos (Incluyendo ingresos por trabajos de reparación, etc.)?	604																																																																	
d. ¿Cuáles fueron los ingresos por REVENTAS, i.e., ventas de productos comprados y revendidos sin elaboración, manufactura o montaje adicional en este establecimiento?	605																																																																	
	Millo-nes	Miles	Dóla-res																																																															
a. Electricidad	630																																																																	
b. Combustibles usados para calefacción o energía	631																																																																	
	632																																																																	
c. Labor contratada para la producción																																																																		
d. Trabajos bajo contrato y labor que no es de producción realizados para usted por otros	633																																																																	
e. Artículos comprados y revendidos en la misma condición	634																																																																	
f. Materiales, piezas, componentes, envases, etc.	635																																																																	
<b>Sección 33. EMPLEO Y HORAS TRABAJADAS</b> <table border="1" style="width:100%; border-collapse: collapse;"> <tr> <th style="width:70%;"></th> <th style="width:10%;">Número de empleados</th> <th style="width:10%;">Miles</th> <th style="width:10%;">Dóla-res</th> </tr> <tr> <td>a. ¿Cuántos TRABAJADORES DE PRODUCCION fueron empleados en 1997 durante el periodo de pago que incluyó el 12 de cada mes indicado a continuación? (Incluya empleados permanentes o temporeros, de jornada completa o parcial.)</td> <td></td> <td></td> <td></td> </tr> <tr> <td>    (1) Marzo</td> <td>610</td> <td></td> <td></td> </tr> <tr> <td>    (2) Mayo</td> <td>611</td> <td></td> <td></td> </tr> <tr> <td>    (3) Agosto</td> <td>612</td> <td></td> <td></td> </tr> <tr> <td>    (4) Noviembre</td> <td>613</td> <td></td> <td></td> </tr> <tr> <td>b. ¿Cuántos fueron los otros empleados que trabajaron durante el periodo de pago que incluyó el 12 de marzo?</td> <td>615</td> <td></td> <td></td> </tr> <tr> <td>c. ¿Cuántas horas fueron trabajadas por los TRABAJADORES DE PRODUCCION, por trimestre?</td> <td>Horas trabajadas</td> <td></td> <td></td> </tr> <tr> <td>    (1) Enero a marzo</td> <td>616</td> <td></td> <td></td> </tr> <tr> <td>    (2) Abril a junio</td> <td>617</td> <td></td> <td></td> </tr> <tr> <td>    (3) Julio a septiembre</td> <td>618</td> <td></td> <td></td> </tr> <tr> <td>    (4) Octubre a diciembre</td> <td>619</td> <td></td> <td></td> </tr> <tr> <td>    (5) TOTAL de horas trabajadas (Suma de las líneas (1) hasta la (4))</td> <td>620</td> <td></td> <td></td> </tr> </table>					Número de empleados	Miles	Dóla-res	a. ¿Cuántos TRABAJADORES DE PRODUCCION fueron empleados en 1997 durante el periodo de pago que incluyó el 12 de cada mes indicado a continuación? (Incluya empleados permanentes o temporeros, de jornada completa o parcial.)				(1) Marzo	610			(2) Mayo	611			(3) Agosto	612			(4) Noviembre	613			b. ¿Cuántos fueron los otros empleados que trabajaron durante el periodo de pago que incluyó el 12 de marzo?	615			c. ¿Cuántas horas fueron trabajadas por los TRABAJADORES DE PRODUCCION, por trimestre?	Horas trabajadas			(1) Enero a marzo	616			(2) Abril a junio	617			(3) Julio a septiembre	618			(4) Octubre a diciembre	619			(5) TOTAL de horas trabajadas (Suma de las líneas (1) hasta la (4))	620			<b>Sección 36. INVENTARIOS</b> <b>a. ¿Tuvo inventarios al final de 1996 ó 1997?</b> 636 1 <input type="checkbox"/> SI – Continúe en la sección 36b 2 <input type="checkbox"/> NO – Pase a la sección 37  <b>b. ¿En este establecimiento, están los inventarios sujetos al método de valoración de últimas entradas, primeras salidas (LIFO)?</b> 637 1 <input type="checkbox"/> SI – Complete el resto de esta sección 2 <input type="checkbox"/> NO – Pase a la sección 36c										
	Número de empleados	Miles	Dóla-res																																																															
a. ¿Cuántos TRABAJADORES DE PRODUCCION fueron empleados en 1997 durante el periodo de pago que incluyó el 12 de cada mes indicado a continuación? (Incluya empleados permanentes o temporeros, de jornada completa o parcial.)																																																																		
(1) Marzo	610																																																																	
(2) Mayo	611																																																																	
(3) Agosto	612																																																																	
(4) Noviembre	613																																																																	
b. ¿Cuántos fueron los otros empleados que trabajaron durante el periodo de pago que incluyó el 12 de marzo?	615																																																																	
c. ¿Cuántas horas fueron trabajadas por los TRABAJADORES DE PRODUCCION, por trimestre?	Horas trabajadas																																																																	
(1) Enero a marzo	616																																																																	
(2) Abril a junio	617																																																																	
(3) Julio a septiembre	618																																																																	
(4) Octubre a diciembre	619																																																																	
(5) TOTAL de horas trabajadas (Suma de las líneas (1) hasta la (4))	620																																																																	
<table border="1" style="width:100%; border-collapse: collapse;"> <tr> <th rowspan="2" style="width:5%;"></th> <th colspan="3">FINES DE 1997</th> <th colspan="3">FINES DE 1996</th> </tr> <tr> <th style="width:10%;">Millo-nes</th> <th style="width:10%;">Miles</th> <th style="width:10%;">Dóla-res</th> <th style="width:10%;">Millo-nes</th> <th style="width:10%;">Miles</th> <th style="width:10%;">Dóla-res</th> </tr> <tr> <td>(1) Cantidad sujeta al método de costo LIFO (bruto)</td> <td>638</td> <td></td> <td></td> <td>639</td> <td></td> <td></td> </tr> <tr> <td>    (a) Cantidad de la reserva LIFO</td> <td>640</td> <td></td> <td></td> <td>641</td> <td></td> <td></td> </tr> <tr> <td>    (b) Valor LIFO de la línea (1) (neto)</td> <td>642</td> <td></td> <td></td> <td>643</td> <td></td> <td></td> </tr> <tr> <td>(2) Cantidad no sujeta al método de costo LIFO</td> <td>644</td> <td></td> <td></td> <td>645</td> <td></td> <td></td> </tr> </table>					FINES DE 1997			FINES DE 1996			Millo-nes	Miles	Dóla-res	Millo-nes	Miles	Dóla-res	(1) Cantidad sujeta al método de costo LIFO (bruto)	638			639			(a) Cantidad de la reserva LIFO	640			641			(b) Valor LIFO de la línea (1) (neto)	642			643			(2) Cantidad no sujeta al método de costo LIFO	644			645																								
	FINES DE 1997				FINES DE 1996																																																													
	Millo-nes	Miles	Dóla-res	Millo-nes	Miles	Dóla-res																																																												
(1) Cantidad sujeta al método de costo LIFO (bruto)	638			639																																																														
(a) Cantidad de la reserva LIFO	640			641																																																														
(b) Valor LIFO de la línea (1) (neto)	642			643																																																														
(2) Cantidad no sujeta al método de costo LIFO	644			645																																																														
<b>c. ¿Cuál fue el valor TOTAL de todos los inventarios al finalizar los años 1996 y 1997?</b> <table border="1" style="width:100%; border-collapse: collapse;"> <tr> <th rowspan="2" style="width:5%;"></th> <th colspan="3">FINES DE 1997</th> <th colspan="3">FINES DE 1996</th> </tr> <tr> <th style="width:10%;">Millo-nes</th> <th style="width:10%;">Miles</th> <th style="width:10%;">Dóla-res</th> <th style="width:10%;">Millo-nes</th> <th style="width:10%;">Miles</th> <th style="width:10%;">Dóla-res</th> </tr> <tr> <td>(1) Materiales, suministros, etc.</td> <td>646</td> <td></td> <td></td> <td>647</td> <td></td> <td></td> </tr> <tr> <td>(2) Trabajo en proceso</td> <td>648</td> <td></td> <td></td> <td>649</td> <td></td> <td></td> </tr> <tr> <td>(3) Productos terminados</td> <td>650</td> <td></td> <td></td> <td>651</td> <td></td> <td></td> </tr> <tr> <td>(4) TOTAL de los inventarios (Suma de las líneas (1) hasta la (3))</td> <td>652</td> <td></td> <td></td> <td>653</td> <td></td> <td></td> </tr> </table> <p><b>AVISO</b> – (Sólo para usuarios de LIFO) La suma de las líneas b(1)(a), b(1)(b) y b(2) debe ser igual a la línea c(4).</p>					FINES DE 1997			FINES DE 1996			Millo-nes	Miles	Dóla-res	Millo-nes	Miles	Dóla-res	(1) Materiales, suministros, etc.	646			647			(2) Trabajo en proceso	648			649			(3) Productos terminados	650			651			(4) TOTAL de los inventarios (Suma de las líneas (1) hasta la (3))	652			653																								
	FINES DE 1997				FINES DE 1996																																																													
	Millo-nes	Miles	Dóla-res	Millo-nes	Miles	Dóla-res																																																												
(1) Materiales, suministros, etc.	646			647																																																														
(2) Trabajo en proceso	648			649																																																														
(3) Productos terminados	650			651																																																														
(4) TOTAL de los inventarios (Suma de las líneas (1) hasta la (3))	652			653																																																														

**Parte F – MANUFACTURA (Continuación)**

<b>Sección 37. DESEMBOLSOS DE CAPITAL</b>	Millo- nes	Miles	Dóla- res
<b>a. ¿Cuáles fueron los desembolsos de capital por edificios y maquinaria USADA en 1997</b> (excluyendo terreno)? (Desembolsos de capital nuevos NO deben ser incluidos en la sección 37a, pero deben ser indicados a continuación en la sección 37b.)	655		
<b>b. ¿Cuáles fueron los desembolsos de capital por edificios y maquinaria NUEVA?</b> (1) Edificios y otras estructuras (Excluya el terreno.)	656		
(2) Maquinaria y equipo	657		

**Sección 38. VALOR DE LOS PRODUCTOS EMBARCADOS Y TRABAJO POR CONTRATO REALIZADO SEGUN LA LOCALIZACION DEL CLIENTE**  
**¿Cuál fue el valor total en dólares por concepto de productos hechos y trabajo por contrato realizado en 1997 para clientes en cada una de las siguientes localizaciones?**

Localización del cliente  (1)	Valor de los productos embarcados (2)			Valor del trabajo por contrato (3)		
	Millo- nes	Miles	Dóla- res	Millo- nes	Miles	Dóla- res
<b>a.</b> EE.UU. y territorios (No incluya Puerto Rico y las Islas Vírgenes.)	659			660		
<b>b.</b> Islas Vírgenes	661			662		
<b>c.</b> América Central, Sur América y la Zona del Caribe (No incluya las Islas Vírgenes.)	663			664		
<b>d.</b> Otros lugares del extranjero	665			666		
<b>e.</b> Puerto Rico – <i>Complete las líneas de la f hasta la l a continuación</i>	667			668		

Si usted declaró en la línea e, columnas (2) y (3): **¿Cuál fue la distribución de los embarques o trabajo por contrato para clientes ubicados en Puerto Rico?** (La suma de las líneas f hasta la l debe ser igual a las cifras en la línea e, arriba.)

Clase de cliente  (1)	Valor de los productos embarcados (2)			Valor del trabajo por contrato (3)		
	Millo- nes	Miles	Dóla- res	Millo- nes	Miles	Dóla- res
<b>f.</b> Mayoristas	670			671		
<b>g.</b> Detallistas	672			673		
<b>h.</b> Consumidores domésticos	674			675		
<b>i.</b> Gobierno del Estado Libre Asociado	676			677		
<b>j.</b> Compañías de construcción	678			679		
<b>k.</b> Otros establecimientos manufactureros	680			681		
<b>l.</b> Otros clientes	682			683		

**Sección 39. PREGUNTA ESPECIAL**  
Si marcó en la sección 4 el encasillado que indica "Corporación": **¿Cuál de los siguientes tipos de corporación describe mejor a este establecimiento al finalizar 1997? Marque (X) UN solo encasillado.**

685 1  Corporación doméstica  
 2  Corporación no doméstica bajo la sección 936  
 3  Corporación no doméstica bajo la sección 30A  
 4  Otra corporación no doméstica

**PASE A LA PARTE H, PAGINA 18 Y LLENE EL RESTO DEL CUESTIONARIO.**

## Parte G – CONSTRUCCION

### Sección 40. TIPO DE ACTIVIDAD – CONSTRUCCION

a. **Describa el tipo de actividad de construcción PRINCIPAL a la que se dedicó este establecimiento en 1997.**

COMO  
INDICAR  
POR CIENTOS

Indique los porcentajes como números enteros

EJEMPLO: Indique 38.76% como →

Por ciento

**39** %

b. **¿Cuál fue el porcentaje estimado del VALOR TOTAL EN DOLARES DE LOS INGRESOS COMERCIALES (sección 5) en 1997 para cada una de las siguientes actividades?**

#### Actividades de construcción

	Por ciento	
Construcción de edificios en terreno ajeno – contratista general	703	%
Construcción de edificios en terreno propio	704	%
Construcción de carreteras, calles, áreas de estacionamiento, pistas de aterrizaje y trabajo relacionado con la construcción de calles y carreteras	705	%
Construcción pesada, tal como puentes, túneles, alcantarillados y otras líneas de servicio público	706	%
Otro tipo de construcción pesada, tal como petroquímicas y plantas de energía para complejos industriales	707	%
Subdivisión y preparación de terreno propio, para la venta	708	%
Subdivisión y preparación de terreno propio, para arriendo o alquiler	709	%
Subdivisión y preparación de terreno ajeno	710	%

**AVISO:** Los contratistas generales que realizaron cualquiera de los trabajos especializados listados a continuación como parte de un contrato general, NO deberán llenar estos encasillados. Sin embargo, si trabajó como Contratista de Trabajos Especializados en 1997, deberá llenar los encasillados correspondientes.

	Por ciento	
Trabajos de enlucido, "drywall" (paredes en seco), acústica e insulación	711	%
Plomería, calefacción y aire acondicionado	712	%
Techado, alero y láminas metálicas	713	%
Trabajo de carpintería	714	%
Trabajo de hormigón	715	%
Trabajo de electricidad	716	%
Instalación o construcción de equipo para edificios	717	%
Trabajo de excavación	718	%
Instalación y otros trabajos para pisos	719	%
Trabajos con vidrios y vidriería	720	%
Albañilería, colocación de piedras y otros trabajos de piedra	721	%
Pintura y empapelado de paredes	722	%
Construcción de estructuras en acero	723	%

### Sección 40. TIPO DE ACTIVIDAD – CONSTRUCCION (Continuación)

#### Actividades de construcción (Continuación)

	Por ciento	
Contratista de construcción de piscinas	724	%
Trabajo de terrazo, azulejo, mármol y mosaico	725	%
Perforación de pozos de agua	726	%
Trabajo de demolición y destrucción	727	%
Otros tipos de trabajos por contrato – <i>Especifique el tipo</i>	728	%
	729	%
	730	%
<b>Otras actividades que no son de construcción</b>	731	
Servicios de arquitectura e ingeniería	732	%
Alquiler de maquinaria y equipo de construcción	733	%
Comercio al detal – <i>Especifique el tipo</i>	734	%
Venta de terreno	735	%
Comercio al por mayor, manufactura y transportación	736	%
Administración de construcción	737	%
Otras actividades comerciales – <i>Especifique el tipo</i>	738	%
	739	%
<b>TOTAL</b>	<b>100</b>	<b>%</b>



**Parte G – CONSTRUCCION (Continuación)**

<b>Sección 41. VALOR DEL NEGOCIO EN DOLARES</b>				<b>Sección 42 TIPOS DE CONSTRUCCION (Continuación)</b>			
<b>a. ¿Cuál fue el valor en dólares de todo el trabajo de construcción realizado en 1997?</b> →				Millo- nes	Miles	Dóla- res	
				741			
INCLUYA – • Construcción nueva • Ampliaciones y alteraciones o reconstrucción • Contratos por trabajos especializados • Trabajo de mantenimiento y reparación • Desarrollo y mejoramiento de terrenos • Edificios y otras estructuras construidas para la venta, sin incluir el valor del terreno • Instalación y servicio de equipo • Trabajo de construcción por cuenta propia							
<b>b. ¿Cuáles fueron los ingresos obtenidos en 1997 por concepto de otros tipos de negocio que no están indicados en la pregunta anterior?</b> →				Millo- nes	Miles	Dóla- res	
				742			
INCLUYA – • Servicios de arquitectura e ingeniería • Alquiler de maquinaria y de equipo • Venta de terreno • Comercio al detal • Otros servicios							
<b>Sección 42. TIPOS DE CONSTRUCCION</b>							
<b>¿Cuál fue el porcentaje estimado de la cantidad indicada en la sección 41a (el valor en dólares del trabajo de construcción realizado en 1997) para cada tipo de construcción listado a continuación?</b> (Para cada anotación de la columna (a), indique el porcentaje correspondiente a la construcción nueva (incluya ampliaciones y alteraciones) en la columna (b) y el porcentaje de trabajo de mantenimiento y reparación en la columna (c).) <b>AVISO – Columna (b) + columna (c) = columna (a).</b>							
Tipos de construcción	Por ciento del trabajo de construcción realizado (a)	Desglose de la columna (a)					
		Construcción nueva (b)	Trabajo de mantenimiento y reparación (c)				
<b>CONSTRUCCION DE EDIFICIOS</b>	744	746	748				
Casas unifamiliares (separadas, unidas y "townhouses")	%	%	%				
Edificios de apartamentos y otros edificios residenciales	750	752	754				
Edificios industriales y almacenes	756	758	760				
Edificios comerciales (bancos, oficinas, tiendas, restaurantes, garajes públicos, estaciones de servicio automovilístico y edificios para actividades recreativas)	762	764	766				
Otros edificios no residenciales – <i>Especifique</i>	768	770	772				
<b>OTRA CONSTRUCCION QUE NO SEA DE EDIFICIOS</b>	774	776	778				
Carreteras, calles y otros trabajos relacionados	%	%	%				
Puentes, túneles y carreteras elevadas	780	782	784				
Acueductos, alcantarillados, tuberías y vías para la transmisión de energía y comunicación	786	788	790				
	%	%	%				

Tipos de construcción	Por ciento del trabajo de construcción realizado (a)	Desglose de la columna (a)	
		Construcción nueva (b)	Trabajo de mantenimiento y reparación (c)
Otra construcción que no sea construcción de edificios – <i>Especifique</i>	792	794	796
	%	%	%
Valor <b>TOTAL</b> del trabajo de construcción realizado (La suma de la columna (b) + la columna (c) debe ser igual a 100%)	<b>100</b> %	798	800
		%	%

**Sección 43. EMPLEO Y HORAS TRABAJADAS**

**a. ¿Cuántos TRABAJADORES DE CONSTRUCCION fueron empleados en 1997 durante el período de pago que incluyó el 12 de cada mes indicado a continuación?**

	Número de empleados
(Incluya empleados permanentes o temporeros, de jornada completa o parcial.)	825
(1) Marzo	826
(2) Mayo	827
(3) Agosto	828
(4) Noviembre	829

**b. ¿Cuántos fueron los otros empleados que trabajaron durante el período de pago que incluyó el 12 de marzo?**

830

**c. ¿Cuántas horas fueron trabajadas por los TRABAJADORES DE CONSTRUCCION, por trimestre?**

	Horas trabajadas
(1) Enero a marzo	831
(2) Abril a junio	832
(3) Julio a septiembre	833
(4) Octubre a diciembre	834
(5) <b>TOTAL</b> de horas trabajadas (Suma de las líneas (1) hasta la (4))	834

**Sección 44. NOMINA**

<b>¿Cuál fue la nómina anual, antes de las deducciones, para este establecimiento en 1997?</b>	Millo- nes	Miles	Dóla- res
	835		
<b>a. Trabajadores de construcción</b>			
	836		
<b>b. Todos los otros empleados</b>			

**Sección 45. TRABAJOS DE CONSTRUCCION OTORGADOS A SUBCONTRATISTAS**

**¿Cuál fue el costo por concepto de trabajos de construcción subcontratados a otros contratistas de construcción para este establecimiento en 1997?** (Incluya los trabajos de construcción realizados por empresas manufactureras y el valor de los materiales vendidos a los subcontratistas.)

Millo- nes	Miles	Dóla- res
837		

## Parte G – CONSTRUCCION (Continuación)

Sección 46. COSTOS ESCOGIDOS	Millo- nes	Miles	Dóla- res
<b>¿Cuál fue el costo por concepto de materiales y servicios usados para este establecimiento en 1997?</b>	838		
a. <u>Electricidad</u>	839		
b. <u>Gasolina, combustible diesel y gasohol</u>	840		
c. <u>Otros combustibles para calefacción o energía tales como gas natural, y lubricantes, aceites y grasas.</u>	841		
d. <u>Comunicación y reparación de maquinaria, equipo, edificios y otras estructuras</u>	842		
e. <u>Alquiler o arrendamiento de maquinaria y equipo de construcción, equipo de transportación, edificios y otras estructuras, equipo de oficina y accesorios (No incluya los pagos por trabajos subcontratados.)</u>	843		
f. <u>Materiales, componentes y suministros</u>			

Sección 47. TRABAJOS REALIZADOS PARA OTROS CONTRATISTAS O CONSTRUCTORES	
<b>¿Realizó este establecimiento algún trabajo para otros contratistas o constructores en 1997?</b>	Por ciento
853 <input type="checkbox"/> SI – <i>Estime qué porcentaje del valor en dólares de los trabajos de construcción realizados (sección 41a) en 1997 corresponde a dicho trabajo.</i> →	854
<input type="checkbox"/> NO	%

Sección 48. PROPIEDAD DE PROYECTOS DE CONSTRUCCION	
<b>¿Cuál fue el porcentaje estimado del valor en dólares de los trabajos de construcción realizados (sección 41a) correspondiente a proyectos gubernamentales y privados en 1997?</b>	Por ciento
a. <u>Construcción propiedad del gobierno (Federal, Estado Libre Asociado o municipal)</u>	855
b. <u>Construcción propiedad privada</u>	856
c. <b>Valor TOTAL</b> del trabajo de construcción realizado (sección 41a) en 1997	<b>100</b>
	%

Sección 49. BIENES, GASTOS DE CAPITAL Y DEPRECIACION	Edificios, remolques en el local de construcción, ampliaciones e instalaciones relacionadas, sin incluir el terreno (1)			Maquinaria, equipo y vehículos (2)		
	Millo- nes	Miles	Dóla- res	Millo- nes	Miles	Dóla- res
a. <b>¿Cuál fue el valor BRUTO de los bienes depreciables</b> (usualmente, el costo original) <b>a PRINCIPIOS de 1997?</b>	857			858		
b. <b>¿Cuáles fueron los gastos de capital por automóviles, camiones, etc.</b> (para ser usados principalmente en carreteras) <b>NUEVOS en 1997?</b>				859		
c. <b>¿Cuáles fueron los gastos de capital por edificios, maquinaria y vehículos NUEVOS para los proyectos de construcción en 1997?</b>	860			861		
d. <b>¿Cuáles fueron los gastos de capital por edificios y maquinaria USADA en 1997?</b> (Incluya automóviles, camiones, etc. usados.)	862			863		
e. <b>¿Cuál fue el valor BRUTO de bienes depreciables vendidos, retirados, desechados, etc. en 1997?</b>	864			865		
f. <b>¿Cuál fue el valor bruto de bienes depreciables al FINALIZAR el 1997?</b> (La suma de a + b + c + d - e)	866			867		
g. <b>¿Cuáles fueron los cargos por depreciación en 1997?</b>	868			869		

**PASE A LA PARTE H, PAGINA 18, Y LLENE EL RESTO DEL CUESTIONARIO**

## Parte H – TODOS LOS ESTABLECIMIENTOS

### Sección 50. PROPIEDAD, CONTROL Y LOCALIZACION DEL NEGOCIO

**AVISO** – Conteste esta sección únicamente si su Número de Archivo del Censo (CFN) que aparece en la etiqueta de este cuestionario empieza con cero. Si el Número de Archivo no empieza con cero, pase a la sección 52.

**a. ¿Tiene otra compañía control o derechos de propiedad sobre esta compañía?**

097 1  SI →  
2  NO

ANOTE EL NOMBRE, DIRECCION Y CODIGO POSTAL DE LA COMPAÑIA QUE TIENE DERECHOS DE PROPIEDAD

Nombre \_\_\_\_\_

Dirección \_\_\_\_\_

EIN (9 dígitos)

		-															

**b. ¿Tiene esta compañía control o derechos de propiedad sobre alguna otra compañía? Si necesita más espacio, continúe en la sección para COMENTARIOS (sección 51).**

098 1  SI →  
2  NO

ANOTE EL NOMBRE, DIRECCION Y CODIGO POSTAL DE LA COMPAÑIA SOBRE LA CUAL TIENE CONTROL O DERECHOS DE PROPIEDAD

Nombre \_\_\_\_\_

Dirección \_\_\_\_\_

EIN (9 dígitos)

		-															

**c. ¿Estuvo activa esta compañía en más de un local durante 1997?**

**AVISO** – Los locales que no están administrados a tiempo completo por al menos un empleado cubierto bajo este EIN, NO DEBEN indicarse por separado. Incluya los datos de estos locales con los datos indicados para el local principal.

- SI – Anote los locales adicionales a continuación y proporcione la información que se solicita. Si necesita más espacio, continúe en la sección para COMENTARIOS (sección 51).
- NO – Pase a la sección 52

Número y calle		EIN (9 dígitos)					Millo- nes Miles Dóla- res			Número de empleados durante el período de pago que incluyó el 12 de marzo de 1997 083	<b>¿Están incluidas estas cifras en la página 2 de este informe?</b> 085 1 <input type="checkbox"/> SI 2 <input type="checkbox"/> NO
							Ventas e ingresos →				
1	Municipio						081				
		Tipo de negocio en esta localización					082				
						Nómina anual →					
2	Municipio						081				
		Tipo de negocio en esta localización					082				
						Nómina anual →					

**Sección 51. COMENTARIOS** – Favor de utilizar este espacio para dar cualquier explicación que considere necesaria para poder entender los datos que usted ha proporcionado.

**Sección 52. CERTIFICACION** – Este informe es sustancialmente preciso y ha sido preparado de acuerdo con las instrucciones.

Nombre de la persona a quien consultar con respecto a este informe – Utilice letra de imprenta				Período que cubre este informe →	DE: Mes	Año	A: Mes	Año
Teléfono →	Código de área	Número	Extensión	Firma de la persona que preparó este informe				Fecha

## LINEAS DE PRODUCTOS DEL COMERCIO AL POR MAYOR

CODIGO	LINEA DE PRODUCTO	CODIGO	LINEA DE PRODUCTO
<b>0140</b>	Camiones y tractores	<b>2460</b>	Otros materiales industriales
<b>0250</b>	Equipo para el mercadeo de productos petroleros	<b>2500</b>	Equipo y artículos de salones de belleza y barbería
<b>0420</b>	Muebles para oficinas y negocios	<b>2520</b>	Equipo y materiales para conserjes
<b>0500</b>	Porcelana, cristalería, loza y utensilios domésticos plásticos para el hogar	<b>2530</b>	Equipo y materiales de lavandería y de limpieza en seco (dry cleaning)
<b>0530</b>	Superficies para pisos	<b>2540</b>	Otro equipo y material de establecimientos de servicios
<b>0540</b>	Otros artículos para el hogar	<b>2600</b>	Equipo y material de aviación y aeronáutica
<b>0720</b>	Materiales para techar, para trabajos con tablas de forro, de aislamiento y para canales de desagüe	<b>2620</b>	Maquinaria, equipo y materiales para industrias navieras
<b>0730</b>	Vidrios (Excluya automóviles.)	<b>2630</b>	Otro equipo y material de transportación
<b>0740</b>	Otros materiales de construcción	<b>2700</b>	Artículos y materiales para recreación y deportes
<b>0800</b>	Equipo y materiales fotográficos	<b>2800</b>	Juguetes y artículos y materiales para "hobbies"
<b>0920</b>	Equipo de computadora nuevo	<b>2900</b>	Desperdicios de metales ferrosos
<b>0930</b>	Equipo de computadora usado	<b>2920</b>	Desperdicios de metales no ferrosos
<b>0950</b>	Programas ("software") de computadoras - en existencias	<b>2940</b>	Desechos, excepto metal
<b>0960</b>	Equipo y suministros para restaurantes y hoteles	<b>3000</b>	Prendas, relojes, diamantes y otras piedras preciosas y metales (incluya cubiertos de plata.)
<b>0970</b>	Máquinas y equipo para tiendas	<b>3100</b>	Instrumentos y artículos musicales
<b>1030</b>	Artículos ópticos y oftálmicos	<b>3120</b>	Productos forestales, excepto madera
<b>1020</b>	Suministros dentales	<b>3150</b>	Otros artículos duraderos
<b>1040</b>	Artículos religiosos y escolares	<b>3200</b>	Papel de escribir y papel de imprenta
<b>1050</b>	Otro equipo y material profesional	<b>3300</b>	Objetos de escritorio, artículos de oficina y tarjetas de felicitación
<b>1100</b>	Metales ferrosos	<b>3400</b>	Papel para uso industrial y personal
<b>1230</b>	Metales no ferrosos	<b>3600</b>	Telas y tejidos
<b>1300</b>	Carbón y coque	<b>3700</b>	Mercería y ropa de casa (manteles, sábanas, fundas para almohadas y toallas)
<b>1320</b>	Otros minerales y metalíferos	<b>5000</b>	Ganado, cerdos, ovejas y cabras
<b>1650</b>	Equipo de comunicación electrónico	<b>5100</b>	Cuero y pieles
<b>1660</b>	Equipo electrónico para medición y probación, excepto automotriz	<b>5120</b>	Tabaco en rama
<b>1900</b>	Equipo y materiales para calefacción y acondicionamiento de aire	<b>5130</b>	Lana, estambre y mohair (tela de angora)
<b>2000</b>	Equipo y materiales de refrigeración	<b>5140</b>	Otros productos agrícolas (incomestibles)
<b>2100</b>	Maquinaria, equipo y piezas para construcción y minería	<b>5200</b>	Algodón
<b>2200</b>	Maquinaria, equipo y piezas para la agricultura	<b>5320</b>	Gases industriales
<b>2220</b>	Maquinaria, equipo y piezas para jardinería	<b>5500</b>	Petróleo crudo
<b>2230</b>	Maquinaria, equipo y piezas para el procesamiento de alimentos	<b>5800</b>	Materiales agrícolas
<b>2330</b>	Maquinaria, equipo y piezas para la metalurgia	<b>5900</b>	Tabaco y productos tabaqueros
<b>2340</b>	Equipo y piezas para el manejo de materiales	<b>6110</b>	Flores y materiales para floristerías
<b>2350</b>	Maquinaria, equipo y materiales para refinerías de petróleo, pozos petroleros y oleoductos	<b>6120</b>	Artesanía (Incluya artículos de regalo, novedades y "souvenirs.")
<b>2360</b>	Otra maquinaria, equipo y piezas de carácter industrial	<b>6130</b>	Sacos de tela y arpillera
<b>2370</b>	Equipo de transmisión de fuerza motriz	<b>6140</b>	Pelucas, hilo y productos de cuero
		<b>6150</b>	Otros productos perecederos

# HOJA DE INFORMACION

## CENSO ECONOMICO DE PUERTO RICO

Los censos económicos incluyen establecimientos que se dedican a las siguientes actividades:

**Comercio al por mayor** – Venta de mercancía al por mayor a comerciantes detallistas, usuarios industriales e institucionales y otros consumidores no domésticos.

**Comercio al detal** – Venta de mercancía para consumo personal o familiar y a prestar servicios relacionados con la venta de los artículos.

**Servicios** – Prestar una amplia variedad de servicios a individuos, establecimientos comerciales y de gobierno y otras organizaciones. Los hoteles, moteles y otros lugares de alojamiento son parte del sector de servicios.

**Manufactura** – Fabricación, elaboración y montaje de las piezas que componen los productos.

**Construcción** – Construcción nueva y original; ampliaciones, alteraciones, rehabilitación, remodelación o reconstrucción realizadas por contratistas generales, constructores que trabajan por cuenta propia y contratistas de construcción pesada; y trabajo de mantenimiento, reparación y servicio realizado por electricistas, plomeros, carpinteros, etc.

Si usted **NO** se dedica a estos tipos de actividades, **LLENE LAS SECCIONES 1 HASTA LA 8 Y FIRME EL CUESTIONARIO (sección 52), página 18.**

### QUIENES DEBEN LLENAR EL CUESTIONARIO

Toda firma que reciba un cuestionario del censo está obligada a llenar y devolver un cuestionario aparte para cada uno de sus establecimientos.

### DEFINICION DE ESTABLECIMIENTO

Un establecimiento es definido como una sola ubicación física donde se llevan a cabo actividades comerciales o se realizan operaciones industriales.

### INSTRUCCIONES GENERALES

- Los respondedores no están obligados a proveer respuestas a encuestas, a menos que el cuestionario muestre un número válido de la OMB (Office of Management and Budget). El número de la OMB se encuentra a la izquierda sobre el bloque titulado "Para uso del censo".
- Si el establecimiento cesó operaciones durante 1997, (fue cerrado, vendido o arrendado a otra compañía), llene el cuestionario basado en el tiempo que el establecimiento estuvo operando en 1997.
- Si necesita más espacio para llenar alguna sección, utilice la sección para comentarios al final del cuestionario (si aplica) o adjunte una hoja separada. Si añade hojas adicionales, escriba el Número de Archivo del Censo (CFN) y el número de la sección en la parte superior de cada hoja.
- Favor de retener una copia del cuestionario en sus archivos una vez sea llenado.

### Instrucciones Para Secciones Escogidas:

#### ◆ Parte A – INFORMACION GENERAL

##### Sección 2. UBICACION FISICA

Parte a:

Llene esta parte si la dirección que aparece en la etiqueta que se encuentra en la portada del cuestionario es diferente a la ubicación física de este establecimiento.

Parte b:

Identifique siempre el municipio donde está localizado este establecimiento independientemente de su respuesta en la parte a.

##### Sección 5. VOLUMEN DEL NEGOCIO EN DOLARES

SU RESPUESTA ES ESTRICTAMENTE CONFIDENCIAL. Su informe se utilizará únicamente para desarrollar estadísticas sumarias. NO PUEDE SER UTILIZADO EN ASUNTOS RELACIONADOS CON CONTRIBUCIONES, INVESTIGACIONES O ACCIONES REGLAMENTARIAS.

Incluya:

- Ingreso bruto de la mercancía vendida, servicios prestados y trabajo de construcción realizado en 1997, aunque el pago de los mismos no se haya recibido en 1997.

- Valor total de todos los productos expedidos. Incluya los productos enviados a otras plantas, sucursales de venta, tiendas al por menor o almacenes de su compañía y los productos en consignación.
- Valor actual de la compensación recibida que no fue pagada al contado.
- Cantidades recibidas por concepto de trabajo, aunque el mismo haya sido subcontratado a otros.
- Comisiones, honorarios y otros ingresos de operación para **industrias de servicio** que prestan servicios a comisión, tales como agencias de viaje y agencias de publicidad. NO incluya el valor bruto de las ventas o de las facturas despachadas.
- Valor corriente de las ventas de productos vendidos en lugar de las comisiones recibidas por comerciantes **mayoristas y detallistas** que venden mercancía a consignación o a comisión.
- Ingresos por entrega, instalación, mantenimiento, reparación, alteración, alquiler de equipo, almacenaje y otros servicios y actividades.

No incluya:

- Impuestos sobre ventas y otros impuestos recaudados directamente de los clientes y pagados directamente a agencias de impuestos del Estado Libre Asociado o del Gobierno Federal.
- Ingresos no derivados de las operaciones del negocio, tales como inversiones, alquiler o venta de bienes raíces e intereses.
- Ventas e ingresos de departamentos o concesiones administradas por otras compañías.
- Comisiones recibidas de máquinas vendedoras (vending machines) operadas por otros.
- Valor de los productos hechos a base de comisión u honorarios para otros.
- Valor de los productos comprados y vendidos o transferidos de otros establecimientos **de su compañía** y vendidos sin elaboración adicional.
- Valor de los artículos devueltos.

### Sección 6. NOMINA

Las definiciones son las mismas que se usan en la Declaración Trimestral del Patrono Sobre la Contribución Federal al Seguro Social y Seguro Medicare, formulario 941-PR del Servicio Federal de Rentas Internas (IRS).

Incluya:

- Salarios, sueldos, propinas, vacaciones pagadas, bonos, comisiones y otras compensaciones pagadas a empleados durante 1997, estén o no sujetas a contribuciones sobre ingresos o a los impuestos establecidos bajo la Ley Federal de Contribuciones de Seguros (FICA).
- Salarios de los oficiales y ejecutivos de una corporación.

No incluya:

- Fondos pagados o retirados por los dueños o socios de firmas no incorporadas.
- Pensiones anuales o indemnizaciones suplementarias por desempleo, aunque se hayan retenido las contribuciones sobre ingresos.

### Sección 7. EMPLEO

Incluya:

Parte a:

- Empleados de jornada completa y parcial que figuraban en la nómina durante el período de pago que incluyó el 12 de marzo de 1997.

## Sección 7. EMPLEO – CONTINUACION

Incluya:

Parte a:

- Oficiales y ejecutivos asalariados de una corporación.
- Empleados ausentes que recibieron pago por vacaciones, enfermedad y días feriados.

Parte b:

Propietarios y socios de una compañía no incorporada que trabajaron 15 o más horas durante la semana del 12 de marzo de 1997.

Parte c:

Trabajadores de familia no remunerados de una compañía no incorporada que trabajaron 15 o más horas durante la semana del 12 de marzo de 1997.

## ◆ Parte B – COMERCIO AL POR MAYOR

### Sección 10. TIPO DE OPERACION

- Comerciante mayorista** – Establecimiento que se dedica a comprar y vender mercancía producida por otras firmas, por su propia cuenta.
- Oficina o sucursal de ventas del fabricante** – Establecimiento que pertenece o que está afiliado a una compañía manufacturera por su compañía matriz en Puerto Rico, Estados Unidos o territorios.
- Corredor, agente y vendedor a comisión** – Establecimiento que se dedica a comprar y vender mercancía como agencia, comisionista o corredor para otros, en vez de trabajar por cuenta propia.

### Sección 11. EMPLEO SEGUN LA ACTIVIDAD PRINCIPAL

Parte a:

Indique el número de empleados que se dedicaron a las ventas, vendedores ambulantes, vendedores en camiones y vendedores que trabajan desde sus hogares.

Parte c:

Esta categoría no aplica a compañías de un solo establecimiento. Si su compañía tiene más de un establecimiento, indique el número de empleados que proporcionaron servicios a otros establecimientos de esta compañía.

Parte d:

Indique en la línea b, el número de empleados que participaron en la distribución, clasificación, embalaje y otras actividades similares.

La suma de las líneas a hasta la e debe ser igual a la sección 7a.

### Sección 12. CLASE DE CLIENTE

Parte a:

Incluya ventas a agricultores para la producción agrícola solamente.

Parte b:

Incluya ventas para propósitos de construcción solamente.

Parte c:

Incluya ventas a compradores fuera de Puerto Rico solamente.

Parte h:

Incluya ventas a laboratorios, instituciones, empresas de servicio público, empresas dedicadas a prestar servicios y otros usuarios que normalmente compran mercancía para usarla en el negocio en vez de revenderla.

Parte i:

Incluya las ventas hechas al Gobierno Federal (incluyendo las fuerzas armadas, tiendas militares, la Administración General de Servicios, la Imprenta del Gobierno de los

EE.UU. y otras agencias), al Gobierno del Estado Libre Asociado y a los gobiernos municipales.

## Sección 13. GASTOS DE OPERACION

Incluya:

- Total de la nómina anual indicada en la sección 6a.
- Suplementos sobre sueldos y salarios.
- Pagos de impuestos y permisos para vender licor y tabaco.
- Cargos por depreciación en 1997, incluyendo cargos por depreciación de equipo obtenido a través de un contrato de capital o pago completo o equipo alquilado a otros a través de un contrato de operación.
- Pagos de arriendo y alquiler hechos en 1997, por concepto de equipo alquilado bajo contrato.
- Gastos de publicidad.
- Comisiones pagadas a otros.
- Artículos de oficina, gastos de correo, envío y materiales para empacar.
- Costo del trabajo realizado bajo contrato por otros.
- Otros gastos (tales como, almacenaje, reparaciones, deudas irrecuperables, robos y pérdidas por daño).

No incluya:

- Costo de la mercancía vendida.
- Impuestos sobre ingresos.
- Impuestos sobre ventas y otros impuestos recaudados directamente de clientes y pagados directamente a agencias de impuestos del Estado Libre Asociado o del Gobierno Federal.
- Gastos por el pago de intereses.
- Fondos pagados o retirados por los propietarios y socios de una firma no incorporada.
- Gastos de arriendo por mercancía obtenida a través de un contrato de capital, financiamiento o pago completo.

## Sección 14. VOLUMEN DEL NEGOCIO EN DOLARES

Parte b:

Indique el valor actual de los productos comprados y vendidos por otros, de los que obtuvo honorarios como agencia, corredor o comisionista. Si no puede obtener esta cifra, haga un estimado dividiendo el total de las comisiones recibidas entre el porcentaje a cobrar por las actividades relacionadas con las ventas.

Parte d:

Indique qué porcentaje del total de las ventas (según lo indicó en la sección 5) se debe a los productos extraídos o manufacturados en EE.UU., Puerto Rico o los territorios de EE.UU. por su compañía.

Parte e:

Indique el valor actual de los artículos transferidos (con facturas) a otros establecimientos de esta compañía.

## Sección 15. INVENTARIOS

Indique el valor total de todos los inventarios de este establecimiento al finalizar 1997 en base al costo o al valor actual, usando los métodos de contabilidad que se aceptan generalmente. Las cifras deben ser indicadas como aparecen en los libros de contabilidad. No incluya los inventarios ajenos que administraba este establecimiento.

Para obtener los inventarios sujetos al costo LIFO, utilice la suma de la cantidad LIFO, más la reserva LIFO para llenar la sección 15c.

## Sección 17. LINEAS DE PRODUCTOS

Si existe alguna otra mercancía no listada que haya contribuido el uno por ciento o más del total de las ventas, refiérase a la lista de Líneas de Productos del Comercio al por Mayor en la página 19 del cuestionario. Anote el producto, el código correspondiente y el por ciento del total de las ventas.

Indique en la línea para "Ingresos por servicios prestados y costo de la mano de obra" (Código 9700), los ingresos por concepto de construcción, entrega, instalación, contratos de servicio y actividades misceláneas incluidos en la sección 5.

## ◆ Parte C – COMERCIO AL DETAL

### Sección 19. ESPACIO BAJO TECHO -- Tiendas por Departamento, de Variedad, Supermercados y Farmacias SOLAMENTE.

Incluya:

- Sólo el espacio usado o controlado por este establecimiento.
- Todo el espacio ocupado por este establecimiento en cada piso de edificios de varios pisos.

#### ESPACIO TOTAL:

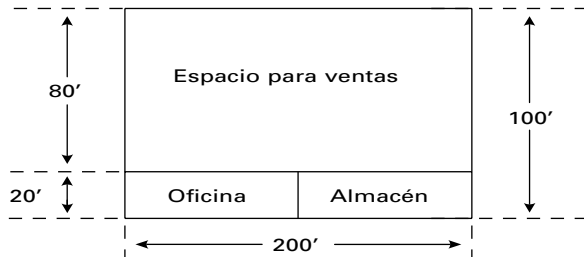
Anote el **total** de pies cuadrados de espacio bajo techo disponible al finalizar 1997. Incluya espacio para almacenamiento general, espacio refrigerado, oficinas, talleres, vidrieras y pasillos de entrada. No incluya espacio fuera del edificio, aunque esté bajo techo.

#### ESPACIO BAJO TECHO UTILIZADO PARA LA VENTA DE MERCANCIA

Anote los pies cuadrados de espacio utilizado para la **venta** de mercancía dentro de la tienda al finalizar 1997. Incluya todas las áreas de la tienda abiertas al público, incluyendo pasillos, elevadores, etc. No incluya vitrinas que den a la calle, pasillos de entrada u otro espacio fuera del edificio.

EJEMPLO — Cómo computar el espacio en pies cuadrados:

- (1) Total del espacio bajo techo es: 200 pies x 100 pies = 20,000 pies cuadrados
- (2) Espacio bajo techo para la venta de mercancía es: 200 pies x 80 pies = 16,000 pies cuadrados



## Sección 23. LINEAS DE MERCANCIA

Indique en la línea para "Ingresos no relacionados con mercancía, recibidos de clientes" (Código 9900), los ingresos recibidos por servicios prestados y por servicios contratados que fueron incluidos en la sección 5.

**NO INCLUYA las ventas de departamentos arrendados o concesiones administradas dentro de este establecimiento por otras compañías.**

## ◆ Parte D – SERVICIOS

No hay instrucciones adicionales para las secciones que aparecen en la Parte D.

## ◆ Parte E – HOTELES, MOTEL Y OTROS LUGARES DE ALOJAMIENTO

No hay instrucciones adicionales para las secciones que aparecen en la Parte E.

## ◆ Parte F – MANUFACTURA

### Sección 32. EMBARQUES Y OTROS INGRESOS

Para la definición del volumen del negocio en dólares, refiérase a las instrucciones para la sección 5.

La suma de las líneas a hasta la d debe ser igual a la sección 5.

### Sección 33. EMPLEO Y HORAS TRABAJADAS

Para la definición de empleo, refiérase a las instrucciones para la sección 7.

Parte a:

Indique el número de trabajadores de producción, hasta el nivel de capataz, que se dedicaron a la elaboración, montaje, envío (pero no entrega), conducir camiones que hacen entregas de hormigón mezclado y otros servicios relacionados.

Parte b:

Indique el resto de los empleados, incluyendo supervisores sobre el nivel de capataz, vendedores (incluyendo conductores que venden mercancía), empleados responsables de entregar la mercancía vendida (conductores de camiones y sus ayudantes), instaladores, oficinista y otro personal técnico profesional.

La suma de las líneas a(1) y b debe ser igual a la sección 7a.

Parte c:

Indique el total de horas trabajadas por trabajadores de producción en la planta. Incluya las horas extras que en realidad se trabajaron y no el equivalente de las mismas con el cual se determina el pago del sobretiempo. No incluya las horas pagadas por vacaciones, días feriados (a menos que en realidad se hayan trabajado) o días por enfermedad.

### Sección 34. NOMINA

Para la definición de nómina, refiérase a las instrucciones para la sección 6. La suma de las líneas a y b debe ser igual a la sección 6a.

### Sección 35. COSTOS ESCOGIDOS

El costo es la cantidad pagada o pagadera después de descuentos, incluyendo gastos de flete y otros cargos incurridos por la adquisición de los materiales o servicios.

Parte a:

No incluya el valor de la electricidad generada por su establecimiento.

Parte b:

No incluya el costo estimado del combustible producido por su establecimiento.

Parte c:

Incluya el costo por empleados que no están en su nómina, pero que han sido contratados a través de otra compañía para desempeñar trabajos específicos relacionados con la producción. No incluya el costo de los materiales usados, que debe ser incluido en la sección 35f.

Parte d:

No incluya el costo de los materiales usados, que debe ser incluido en la sección 35f.

Parte f:

Incluya **UNICAMENTE LOS MATERIALES QUE SE UTILIZARON** en la producción; no incluya los servicios usados ni los gastos generales fijos.

### Sección 36. INVENTARIOS

Indique el valor total de todos los inventarios de este establecimiento al finalizar 1996 y 1997 en base al costo o al valor actual, usando los métodos de contabilidad que se aceptan generalmente. Las cifras deben ser indicadas como aparecen en los libros de contabilidad. **No incluya** los inventarios ajenos que administraba este establecimiento.

Para obtener los inventarios sujetos al costo LIFO, utilice la suma de la cantidad LIFO, más la reserva LIFO para llenar la sección 36c.

### Sección 37. GASTOS DE CAPITAL

Los gastos de capital son todos los gastos incurridos durante 1997 que se pueden cargar a las cuentas de capital fijo y para los cuales se llevan cuentas de depreciación. **No incluya** el costo de mantenimiento y reparación que forma parte de los gastos de operación actuales.

Parte a:

Anote el valor del equipo y edificios comprados, basado en el precio de compra. Para cualquier equipo o estructura transferida para el uso de este establecimiento por su compañía matriz o uno de sus subsidiarios, anote el valor al cual se hizo la transferencia.

**Sección 38. VALOR DE PRODUCTOS EMBARCADOS Y TRABAJO POR CONTRATO REALIZADO SEGUN LA LOCALIZACION DEL CLIENTE**

Indique el destino final de los embarques incluyendo los embarques al extranjero a través de los Estados Unidos. Si se desconoce, indique la localización de la persona a quien se le enviaron o vendieron dichos productos. El valor total de los productos embarcados (la suma de las líneas a hasta la e, columna (2)) debe ser igual a la sección 32a. El valor total del trabajo contratado (la suma de las líneas a hasta la e, columna (3)) debe ser igual a la sección 32b.

◆ **Parte G – CONSTRUCCION**

**Sección 40. TIPO DE ACTIVIDAD**

Parte b:

Indique únicamente las actividades principales para las cuales fue contratado. Los trabajos relacionados con las actividades principales no deben ser indicados por separado.

Incluya los establecimientos que se dedican principalmente a subdividir y desarrollar terrenos para cementerios bajo **otras actividades que no son de construcción.**

**Sección 41. VALOR DEL NEGOCIO EN DOLARES**

Para la definición del valor del negocio en dólares, refiérase a las instrucciones para la sección 5.

Parte a:

Indique los pagos recibidos como auspiciadores de operaciones colectivas y como agentes de los propietarios de trabajos de construcción. También incluya el valor en dólares por la instalación y el costo de los artículos instalados.

Parte b:

Indique los ingresos recibidos del alquiler de equipo y de trabajos (definibles) de arquitectura e ingeniería para otros y los ingresos que cubren el precio de los artículos vendidos, pero que no fueron instalados por este establecimiento.

La suma de las líneas a y b debe ser igual a la sección 5.

**Sección 42. TIPOS DE CONSTRUCCION**

Indique por separado cada tipo de estructura o edificio. Si no es posible, indique el proyecto entero bajo el objetivo principal.

**Sección 43. EMPLEO Y HORAS TRABAJADAS**

Para la definición de empleo, refiérase a las instrucciones para la sección 7.

Parte a:

Indique en las líneas (1) hasta la (4), el número de trabajadores de construcción, hasta el nivel de capataz, incluyendo peones, conductores de camiones y sus ayudantes, operadores de equipo, mecánicos y guardias de seguridad en las líneas (1) a la (4).

Parte b:

Indique el resto de los empleados, incluyendo los responsables de la supervisión sobre el nivel de capataz, personal de oficina, arquitectos, ingenieros, compradores, ejecutivos y otros que desempeñaron actividades que no son de construcción.

La suma de las líneas a(1) y b debe ser igual a la sección 7a.

Parte c:

Indique el total de horas que trabajaron los trabajadores de construcción en el solar. Incluya las horas extras que en realidad se trabajaron y no el equivalente de las mismas con el cual se determina el pago del sobretiempo. No incluya las horas pagadas por vacaciones, días feriados (a menos que en realidad se hayan trabajado) o días por enfermedad.

**Sección 44. NOMINA**

Para la definición de nómina, refiérase a las instrucciones para la sección 6a.

**Sección 46. COSTOS ESCOGIDOS**

El costo es la cantidad pagada o pagadera después de descuentos, incluyendo gastos de flete y otros cargos incurridos por la adquisición de materiales.

Parte d:

Incluya los costos de reparación necesarios para mantener la propiedad y el equipo. No incluya las mejoras que aumentan el valor de la propiedad o que la adaptan para otros usos.

**Sección 49. BIENES, GASTOS DE CAPITAL Y DEPRECIACION**

Los bienes depreciables son las propiedades para las cuales se llevan cuentas de depreciación.

Los gastos son todos los costos incurridos durante 1997 que se pueden cargar a las cuentas de capital fijo y para los cuales se llevan cuentas de depreciación.

Indique el costo original o el valor actual de todos los edificios, equipos y vehículos comprados o adquiridos antes de 1997.

◆ **Parte H – TODOS LOS ESTABLECIMIENTOS**

**Sección 50. PROPIEDAD, CONTROL Y LOCALES DE NEGOCIO**

Parte a:

**MARQUE "SI" si – OTRA** compañía posee más del 50 por ciento de las acciones con derecho a voto, controla la administración y política o tiene autoridad para designar la junta de directores de esta compañía.

**MARQUE "NO" si –**

- Esta compañía tiene una franquicia que le permite usar el nombre de una firma, sin ser propiedad y sin ser administrada por dicha firma.
- Esta compañía administra uno o más departamentos arrendados en un establecimiento ajeno que no posee o controla el departamento o los departamentos.
- Esta compañía está a cargo de la administración de un negocio ajeno.

Parte b:

Indique si esta compañía posee más del 50 por ciento de las acciones con derecho a voto o tiene autoridad para dirigir la administración y política de cualquier compañía subsidiaria y/o afiliada.

Parte c:

Incluya todos los locales de venta y servicio y cualquier otro local, tales como almacenes, oficinas administrativas, etc.

Si MAS DE UN establecimiento fue administrado bajo el EIN:

- Anote primero la localización de la oficina central. Proporcione la dirección de la **ubicación física** para cada local.
- Los datos para los establecimientos administrados durante 1997, pero que no estuvieron activos al finalizar el año, deben combinarse con los datos de la oficina central.
- Las sumas de las ventas y los ingresos, la nómina anual y el empleo deben ser igual a las cantidades indicadas en las secciones 5, 6a y 7a, respectivamente.
- Si los empleados trabajaron en más de un local, indique la nómina anual y el empleo de acuerdo al local donde trabajaron la mayor parte del tiempo.

Se estima que el tiempo promedio que se necesita para completar y enviar este cuestionario es 60 minutos. Este estimado incluye tiempo para leer las instrucciones, reunir y organizar la información, y llenar y revisar el cuestionario. Si desea hacer algún comentario acerca de la exactitud de este estimado de tiempo o si tiene alguna sugerencia sobre cualquier aspecto de esta encuesta, por favor envíenos los mismos al: Associate Director for Administration Comptroller, Attn: Paperwork Reduction Project 0607-0839, Room 3104, Federal Building 3, Bureau of the Census, Washington, DC 20233.



# Appendix C. Industries Included in the 1997 Economic Census of Puerto Rico—Manufacturing

# Apéndice C. Industrias Incluidas en el Censo Económico de Puerto Rico de 1997—Manufactura

SIC code	Short title	Código de la CIU	Título abreviado
<b>20</b>	<b>FOOD AND KINDRED PRODUCTS</b>	<b>20</b>	<b>ALIMENTOS Y PRODUCTOS AFINES</b>
<b>201</b>	<b>Meat Products</b>	<b>201</b>	<b>Productos de Carne</b>
2011	Meat packing plants	2011	Plantas para empacar carne
2013	Sausages and other prepared meats	2013	Salchichas y otras carnes preparadas
2015	Poultry slaughtering and processing	2015	Plantas para la matanza y preparación de aves
<b>202</b>	<b>Dairy Products</b>	<b>202</b>	<b>Productos Lácteos</b>
2021	Creamery butter	2021	Mantequilla de crema
2022	Cheese, natural and processed	2022	Queso natural y procesado
2023	Dry, condensed, evaporated products	2023	Productos lácteos secos, leche condensada o evaporada
2024	Ice cream and frozen desserts	2024	Helados y postres congelados
2026	Fluid milk	2026	Leche líquida
<b>203</b>	<b>Preserved Fruits and Vegetables</b>	<b>203</b>	<b>Frutas y Vegetales en Conserva</b>
2032	Canned specialties	2032	Productos especiales enlatados
2033	Canned fruits and vegetables	2033	Frutas y vegetales en conservas
2034	Dehydrated fruits, vegetables, soups	2034	Frutas, vegetales, y sopas en polvo y deshidratadas
2035	Pickles, sauces, and salad dressings	2035	Pepinillos encurtidos, salsas y aderezos para ensaladas
2037	Frozen fruits and vegetables	2037	Frutas y vegetales congelados
2038	Frozen specialties, n.e.c.	2038	Productos especiales congelados, n.e.c.
<b>204</b>	<b>Grain Mill Products</b>	<b>204</b>	<b>Productos de Molinos de Granos</b>
2041	Flour and other grain mill products	2041	Harinas y otros productos de molinos
2043	Cereal breakfast foods	2043	Cereales para desayuno
2044	Rice milling	2044	Arroz molido
2045	Prepared flour mixes and doughs	2045	Harinas preparadas mezcladas y masas de harina
2046	Wet corn milling	2046	Productos de maíz molido por vía húmeda
2047	Dog and cat food	2047	Alimentos para perros y gatos
2048	Prepared feeds, n.e.c.	2048	Forraje preparado, n.e.c.
<b>205</b>	<b>Bakery Products</b>	<b>205</b>	<b>Productos de Panadería y Repostería</b>
2051	Bread, cake, and related products	2051	Pan, bizcocho y productos afines
2052	Cookies and crackers	2052	Galletas y galletitas dulces
2053	Frozen bakery products, except bread	2053	Productos de panadería congelados, excepto pan
<b>206</b>	<b>Sugar and Confectionery Products</b>	<b>206</b>	<b>Azúcar y Productos de Confitería</b>
2061	Raw cane sugar	2061	Azúcar bruta (o moscabado) de caña
2062	Cane sugar refining	2062	Caña de azúcar refinada
2063	Beet sugar	2063	Azúcar de remolacha
2064	Candy and other confectionery products	2064	Caramelos y otros productos de confitería
2066	Chocolate and cocoa products	2066	Productos de chocolate y cacao
2067	Chewing gum	2067	Chicle
2068	Salted and roasted nuts and seeds	2068	Nueces y semillas saladas y horneadas
<b>207</b>	<b>Fats and Oils</b>	<b>207</b>	<b>Grasas y Aceites</b>
2074	Cottonseed oil mills	2074	Molinos de semillas de algodón
2075	Soybean oil mills	2075	Molinos de semillas de soya
2076	Vegetable oil mills, n.e.c.	2076	Molinos de aceites vegetales, n.e.c.
2077	Animal and marine fats and oils	2077	Grasas y aceites de animales y peces
2079	Edible fats and oils, n.e.c.	2079	Aceites y grasas comestibles, n.e.c.

SIC code	Short title	Código de la CIU	Título abreviado
<b>208</b>	<b>Beverages</b>	<b>208</b>	<b>Bebidas</b>
2082	Malt beverages	2082	Bebidas de malta
2083	Malt	2083	Malta
2084	Wines, brandy, and brandy spirits	2084	Vinos, brandy, y espíritus de brandy
2085	Distilled and blended liquors	2085	Licores destilados y mezclados
2086	Bottled and canned soft drinks	2086	Refrescos embotellados y enlatados
2087	Flavoring extracts and syrups, n.e.c.	2087	Extractos y emulsiones para dar sabor, n.e.c.
<b>209</b>	<b>Miscellaneous Food and Kindred Products</b>	<b>209</b>	<b>Alimentos y Productos Afines Misceláneos</b>
2091	Canned and cured fish and seafoods	2091	Pescados y mariscos enlatados y curados
2092	Fresh or frozen prepared fish	2092	Pescado preparado fresco o congelado
2095	Roasted coffee	2095	Café tostado
2096	Potato chips and similar snacks	2096	Hojuelas de papas fritas y otras meriendas similares
2097	Manufactured ice	2097	Hielo manufacturado
2098	Macaroni and spaghetti	2098	Macarrones y fideos largos
2099	Food preparations, n.e.c.	2099	Otros alimentos preparados, n.e.c.
<b>21</b>	<b>TOBACCO PRODUCTS</b>	<b>21</b>	<b>PRODUCTOS DE TABACO</b>
<b>211</b>	<b>Cigarettes</b>	<b>211</b>	<b>Cigarrillos</b>
2111	Cigarettes	2111	Cigarrillos
<b>212</b>	<b>Cigars</b>	<b>212</b>	<b>Cigarros</b>
2121	Cigars	2121	Cigarros
<b>213</b>	<b>Chewing and Smoking Tobacco</b>	<b>213</b>	<b>Tabaco para Mascar y Fumar</b>
2131	Chewing and smoking tobacco	2131	Tabaco para mascar y fumar
<b>214</b>	<b>Tobacco Stemming and Redrying</b>	<b>214</b>	<b>Tabaco Despalillado y Secado</b>
2141	Tobacco stemming and redrying	2141	Tabaco despalillado y secado
<b>22</b>	<b>TEXTILE MILL PRODUCTS</b>	<b>22</b>	<b>PRODUCTOS TEXTILES</b>
<b>221</b>	<b>Broadwoven Fabric Mills, Cotton</b>	<b>221</b>	<b>Fábricas de Tejidos de Algodón</b>
2211	Broadwoven fabric mills, cotton	2211	Fábricas de tejidos de algodón
<b>222</b>	<b>Broadwoven Fabric Mills, Manmade</b>	<b>222</b>	<b>Fábricas de Tejidos de Fibras Sintéticas</b>
2221	Broadwoven fabric mills, manmade	2221	Fábricas de tejidos de fibras sintéticas
<b>223</b>	<b>Broadwoven Fabric Mills, Wool</b>	<b>223</b>	<b>Fábricas de Tejidos de Lana</b>
2231	Broadwoven fabric mills, wool	2231	Fábricas de tejidos de lana
<b>224</b>	<b>Narrow Fabric Mills</b>	<b>224</b>	<b>Fábricas de Tejidos Estrechos</b>
2241	Narrow fabric mills	2241	Fábricas de tejidos estrechos
<b>225</b>	<b>Knitting Mills</b>	<b>225</b>	<b>Fábricas de Tejidos de Punto</b>
2251	Women's hosiery, except socks	2251	Medias para damas, excepto calcetines
2252	Hosiery, n.e.c.	2252	Otras medias, n.e.c.
2253	Knit outerwear mills	2253	Fábricas de ropa tejida para uso exterior
2254	Knit underwear mills	2254	Fábricas de ropa tejida para uso interior
2257	Weft knit fabric mills	2257	Fábricas de tejidos de textura
2258	Lace and warp knit fabric mills	2258	Encajes y fábricas de telas hechas de urdimbre
2259	Knitting mills, n.e.c.	2259	Fábricas de tejidos de punto, n.e.c.
<b>226</b>	<b>Textile Finishing, Except Wool</b>	<b>226</b>	<b>Acabado de Productos Textiles, Excepto Lana</b>
2261	Finishing plants, cotton	2261	Fábricas de acabado de algodón
2262	Finishing plants, manmade	2262	Fábricas de acabado de fibras sintéticas
2269	Finishing plants, n.e.c.	2269	Fábricas de acabado, n.e.c.

SIC code	Short title	Código de la CIU	Título abreviado
<b>227</b> 2273	<b>Carpets and Rugs</b> Carpets and rugs	<b>227</b> 2273	<b>Alfombras y Tapices</b> Alfombras y tapices
<b>228</b> 2281 2282 2284	<b>Yarn and Thread Mills</b> Yarn spinning mills Throwing and winding mills Thread mills	<b>228</b> 2281 2282 2284	<b>Fábricas de Hilaza e Hilos</b> Fábricas de hilandería Fábricas de hilaza torcida devanada Fábricas de hilo
<b>229</b> 2295 2296 2297 2298 2299	<b>Miscellaneous Textile Goods</b> Coated fabrics, not rubberized Tire cord and fabrics Nonwoven fabrics Cordage and twine Textile goods, n.e.c.	<b>229</b> 2295 2296 2297 2298 2299	<b>Artículos Textiles Misceláneos</b> Géneros laminados sin engomar Cordón y género para llantas Textiles no tejidos Cordón y cordelería Artículos textiles, n.e.c.
<b>23</b>	<b>APPAREL AND OTHER TEXTILE PRODUCTS</b>	<b>23</b>	<b>ROPA Y OTROS PRODUCTOS TEXTILES</b>
<b>231</b> 2311	<b>Men's and Boys' Suits and Coats</b> Men's and boys' suits and coats	<b>231</b> 2311	<b>Trajes y Abrigos para Hombres y Jovencitos</b> Trajes y abrigos, para hombres y jovencitos
<b>232</b> 2321 2322	<b>Men's and Boys' Furnishings</b> Men's and boys' shirts Men's and boys' underwear and nightwear	<b>232</b> 2321 2322	<b>Prendas de Vestir y Accesorios para Hombres y Jovencitos</b> Camisas para hombres y jovencitos Ropa interior y ropa de dormir para hombres y jovencitos
2323 2325 2326 2329	Men's and boys' neckwear Men's and boys' trousers and slacks Men's and boys' work clothing Men's and boys' clothing, n.e.c.	2323 2325 2326 2329	Corbatas y bufandas para hombres y jovencitos Pantalones para hombres y jovencitos Ropa de trabajo para hombres y jovencitos Prendas de vestir para hombres y jovencitos, n.e.c.
<b>233</b> 2331 2335 2337 2339	<b>Women's and Misses' Outerwear</b> Women's and misses' blouses and shirts Women's, juniors', and misses' dresses Women's and misses' suits and coats Women's and misses' outerwear, n.e.c.	<b>233</b> 2331 2335 2337 2339	<b>Prendas de Vestir de Uso Exterior para Señoras y Señoritas</b> Blusas y camisas para señoras y señoritas Vestidos para señoras y señoritas Trajes de sastré y abrigos para señoras y señoritas Prendas de vestir de uso exterior para señoras y señoritas, n.e.c.
<b>234</b> 2341 2342	<b>Women's and Children's Undergarments</b> Women's and children's underwear Bras, girdles, and allied garments	<b>234</b> 2341 2342	<b>Ropa Interior para Señoras y Niños</b> Ropa interior para señoras y niños Sostenes, fajas, y prendas de vestir afines
<b>235</b> 2353	<b>Hats, Caps, and Millinery</b> Hats, caps, and millinery	<b>235</b> 2353	<b>Sombreros, Gorras, y Sombreros para Damas</b> Sombreros, gorras, y sombreros para damas
<b>236</b> 2361 2369	<b>Girls' and Children's Outerwear</b> Girls' and children's dresses, blouses Girls' and children's outerwear, n.e.c.	<b>236</b> 2361 2369	<b>Ropa de Niños y Niñas para Uso Exterior</b> Vestidos, blusas y camisas para niñas y niños Ropa de niñas y niños para uso exterior, n.e.c.
<b>237</b> 2371	<b>Fur Goods</b> Fur goods	<b>237</b> 2371	<b>Artículos de Piel</b> Artículos de piel
<b>238</b> 2381 2384 2385 2386 2387 2389	<b>Miscellaneous Apparel and Accessories</b> Fabric dress and work gloves Robes and dressing gowns Waterproof outerwear Leather and sheep-lined clothing Apparel belts Apparel and accessories, n.e.c.	<b>238</b> 2381 2384 2385 2386 2387 2389	<b>Ropa y Accesorios Misceláneos</b> Guantes de tela para vestir y para el trabajo Batas de baño y batas de casa Prendas impermeables para uso exterior Ropa de cuero y ropa forrada con piel de oveja Cinturones para prendas de vestir Ropa y accesorios, n.e.c.

SIC code	Short title	Código de la CIU	Título abreviado
<b>239</b>	<b>Miscellaneous Fabricated Textile Products</b>	<b>239</b>	<b>Productos Textiles Fabricados Misceláneos</b>
2391	Curtains and draperies	2391	Cortinas y cortinajes
2392	Housefurnishings, n.e.c.	2392	Artículos para el hogar, n.e.c.
2393	Textile bags	2393	Sacos de tela
2394	Canvas and related products	2394	Artículos de lona y productos afines
2395	Pleating and stitching	2395	Plisados y bordados
2396	Automotive and apparel trimmings	2396	Adornos para automóviles y para ropa
2397	Schiffli machine embroideries	2397	Bordados en máquinas Schiffli
2399	Fabricated textile products, n.e.c.	2399	Productos textiles fabricados, n.e.c.
<b>24</b>	<b>LUMBER AND WOOD PRODUCTS</b>	<b>24</b>	<b>LEÑA Y PRODUCTOS DE MADERA, EXCEPTO MUEBLES</b>
<b>241</b>	<b>Logging</b>	<b>241</b>	<b>Transporte de Troncos</b>
2411	Logging	2411	Transporte de troncos
<b>242</b>	<b>Sawmills and Planing Mills</b>	<b>242</b>	<b>Aserraderos y Talleres de Acepilladura</b>
2421	Sawmills and planing mills, general	2421	Aserraderos y talleres de acepilladura en general
2426	Hardwood dimension and flooring mills	2426	Piezas y tablas de madera dura para pisos
2429	Special product sawmills, n.e.c.	2429	Aserraderos de productos especiales, n.e.c.
<b>243</b>	<b>Millwork, Plywood and Structural Members</b>	<b>243</b>	<b>Productos de Molinos, Paneles, y Piezas de Madera para Estructuras</b>
2431	Millwork	2431	Productos de molinos
2434	Wood kitchen cabinets	2434	Gabinetes de madera para la cocina
2435	Hardwood veneer and plywood	2435	Madera dura laminada y enchapada
2436	Softwood veneer and plywood	2436	Madera blanda laminada y enchapada
2439	Structural wood members, n.e.c.	2439	Productos de madera para estructuras, n.e.c.
<b>244</b>	<b>Wood Containers</b>	<b>244</b>	<b>Envases de Madera</b>
2441	Nailed wood boxes and shook	2441	Cajas de madera clavadas, duelas, y otro material para hacer cajas y barriles
2448	Wood pallets and skids	2448	Paletas y rampas de madera
2449	Wood containers, n.e.c.	2449	Envases de madera, n.e.c.
<b>245</b>	<b>Wood Buildings and Mobile Homes</b>	<b>245</b>	<b>Edificios de Madera y Casas Movibles</b>
2451	Mobile homes	2451	Casas movibles
2452	Prefabricated wood buildings	2452	Edificios de madera prefabricados
<b>249</b>	<b>Miscellaneous Wood Products</b>	<b>249</b>	<b>Productos de Madera Misceláneos</b>
2491	Wood preserving	2491	Preservación de madera
2493	Reconstituted wood products	2493	Productos de madera reconstituída
2499	Wood products, n.e.c.	2499	Productos de madera, n.e.c.
<b>25</b>	<b>FURNITURE AND FIXTURES</b>	<b>25</b>	<b>MUEBLES Y ACCESORIOS</b>
<b>251</b>	<b>Household Furniture</b>	<b>251</b>	<b>Muebles para el Hogar</b>
2511	Wood household furniture	2511	Muebles de madera para el hogar
2512	Upholstered household furniture	2512	Muebles de madera tapizados para el hogar
2514	Metal household furniture	2514	Muebles de metal para el hogar
2515	Mattresses and bedsprings	2515	Colchones
2517	Wood TV and radio cabinets	2517	Gabinetes de madera para televisores y radios
2519	Household furniture, n.e.c.	2519	Muebles para el hogar, n.e.c.
<b>252</b>	<b>Office Furniture</b>	<b>252</b>	<b>Muebles para Oficina</b>
2521	Wood office furniture	2521	Muebles de madera para oficina
2522	Office furniture, except wood	2522	Muebles de oficina, excepto de madera

SIC code	Short title	Código de la CIU	Título abreviado
<b>253</b>	<b>Public Building and Related Furniture</b>	<b>253</b>	<b>Muebles para Edificios Públicos y Otros Muebles Afines</b>
2531	Public building and related furniture	2531	Muebles para edificios públicos y otros muebles afines
<b>254</b>	<b>Partitions and Fixtures</b>	<b>254</b>	<b>Tabiques e Instalaciones Fijas</b>
2541	Wood partitions and fixtures	2541	Tabiques (divisiones) de madera e instalaciones fijas
2542	Partitions and fixtures, except wood	2542	Tabiques, e instalaciones fijas excepto de madera
<b>259</b>	<b>Miscellaneous Furniture and Fixtures</b>	<b>259</b>	<b>Muebles e Instalaciones Fijas Misceláneas</b>
2591	Drapery hardware and blinds and shades	2591	Persianas venecianas y cortinas de sol y accesorios
2599	Furniture and fixtures, n.e.c.	2599	Otros muebles y accesorios, n.e.c.
<b>26</b>	<b>PAPER AND ALLIED PRODUCTS</b>	<b>26</b>	<b>PAPEL Y PRODUCTOS AFINES</b>
<b>261</b>	<b>Pulp Mills</b>	<b>261</b>	<b>Molinos de Pulpa</b>
2611	Pulp mills	2611	Molinos de pulpa
<b>262</b>	<b>Paper Mills</b>	<b>262</b>	<b>Fábricas de Papel</b>
2621	Paper mills	2621	Fábricas de papel
<b>263</b>	<b>Paperboard Mills</b>	<b>263</b>	<b>Fábricas de Cartón</b>
2631	Paperboard mills	2631	Fábricas de cartón
<b>265</b>	<b>Paperboard Containers and Boxes</b>	<b>265</b>	<b>Envases y Cajas de Cartón</b>
2652	Setup paperboard boxes	2652	Cajas de cartón desarmadas
2653	Corrugated and solid fiber boxes	2653	Cajas de cartón corrugado y de fibra sólida
2655	Fiber cans, drums and similar products	2655	Latas y drones de fibra prensada y productos similares
2656	Sanitary food containers	2656	Envases sanitarios para alimentos
2657	Folding paperboard boxes	2657	Cajas de cartón dobladas
<b>267</b>	<b>Miscellaneous Converted Paper Products</b>	<b>267</b>	<b>Productos de Papel Procesado Misceláneos</b>
2671	Paper coated and laminated, packaging	2671	Papel de empacar revestido y laminado
2672	Paper coated and laminated, n.e.c.	2672	Papel revestido y laminado, n.e.c.
2673	Bags: plastics, laminated, and coated	2673	Bolsas plásticas, de aluminio y de papel revestido
2674	Bags: uncoated paper and multiwall	2674	Bolsas de papel no revestido y de paredes múltiples
2675	Die-cut paper and board	2675	Productos de papel y cartón cortados a troquel
2676	Sanitary paper products	2676	Productos sanitarios hechos de papel
2677	Envelopes	2677	Sobres
2678	Stationery products	2678	Productos de escritorio
2679	Converted paper products, n.e.c.	2679	Productos de papel procesados, n.e.c.
<b>27</b>	<b>PRINTING AND PUBLISHING</b>	<b>27</b>	<b>IMPRESOS Y PUBLICACIONES</b>
<b>271</b>	<b>Newspapers</b>	<b>271</b>	<b>Periódicos</b>
2711	Newspapers	2711	Periódicos
<b>272</b>	<b>Periodicals</b>	<b>272</b>	<b>Revistas</b>
2721	Periodicals	2721	Revistas
<b>273</b>	<b>Books</b>	<b>273</b>	<b>Libros</b>
2731	Book publishing	2731	Publicación de libros
2732	Book printing	2732	Impresión de libros
<b>274</b>	<b>Miscellaneous Publishing</b>	<b>274</b>	<b>Publicaciones Misceláneas</b>
2741	Miscellaneous publishing	2741	Publicaciones misceláneas
<b>275</b>	<b>Commercial Printing</b>	<b>275</b>	<b>Impresos Comerciales</b>
2752	Commercial printing, lithographic	2752	Impresos comerciales, litográficos
2754	Commercial printing, gravure	2754	Impresos comerciales, fotograbado
2759	Commercial printing, n.e.c.	2759	Impresos comerciales, n.e.c.



SIC code	Short title	Código de la CIU	Título abreviado
<b>276</b> 2761	<b>Manifold Business Forms</b> Manifold business forms	<b>276</b> 2761	<b>Formularios Comerciales de Hojas Múltiples</b> Formularios comerciales de hojas múltiples
<b>277</b> 2771	<b>Greeting Cards</b> Greeting cards	<b>277</b> 2771	<b>Tarjetas de Felicitación</b> Tarjetas de felicitación
<b>278</b> 2782 2789	<b>Blankbooks and Bookbinding</b> Blankbooks and looseleaf binders  Bookbinding and related work	<b>278</b> 2782 2789	<b>Libros de Formularios en Blanco y Encuadernación</b> Libros de formularios en blanco y carpetas de argollas para hojas sueltas Encuadernación de libros y trabajos relacionados
<b>279</b> 2791 2796	<b>Printing Trade Services</b> Typesetting Platemaking services	<b>279</b> 2791 2796	<b>Servicios de Impresión</b> Composición tipográfica Fabricación de placas y servicios relacionados
<b>28</b>	<b>CHEMICALS AND ALLIED PRODUCTS</b>	<b>28</b>	<b>PRODUCTOS QUÍMICOS Y PRODUCTOS AFINES</b>
<b>281</b> 2812 2813 2816 2819	<b>Industrial Inorganic Chemicals</b>  Alkalies and chlorine Industrial gases Inorganic pigments Industrial inorganic chemicals, n.e.c.	<b>281</b> 2812 2813 2816 2819	<b>Productos Químicos Inorgánicos para Fines Industriales</b> Alcalis y cloro Gases industriales Pigmentos inorgánicos Productos químicos inorgánicos para fines industriales, n.e.c.
<b>282</b> 2821 2822 2823 2824	<b>Plastics Materials and Synthetics</b> Plastics materials and resins Synthetic rubber Cellulosic manmade fibers Organic fibers, noncellulosic	<b>282</b> 2821 2822 2823 2824	<b>Materiales Plásticos y Sintéticos</b> Materiales plásticos y resinas Goma sintética Fibras celulósicas fabricadas Fibras orgánicas no celulósicas
<b>283</b> 2833 2834 2835 2836	<b>Drugs</b> Medicinals and botanicals Pharmaceutical preparations Diagnostic substances Biological products except diagnostic	<b>283</b> 2833 2834 2835 2836	<b>Drogas</b> Productos medicinales y botánicos Preparados farmacéuticos Substancias para diagnósticos Productos biológicos, excepto substancias para diagnósticos
<b>284</b> 2841 2842 2843 2844	<b>Soap, Cleaners, and Toilet Goods</b>  Soap and other detergents Polishes and sanitation goods Surface active agents Toilet preparations	<b>284</b> 2841 2842 2843 2844	<b>Jabón, Detergentes y Otros Preparados para el Baño</b> Jabón y otros detergentes Lustradores y productos para la higiene Agentes limpiadores que actúan sobre superficies Preparados para el baño
<b>285</b> 2851	<b>Paints and Allied Products</b> Paints and allied products	<b>285</b> 2851	<b>Pinturas y Productos Afines</b> Pinturas y productos afines
<b>286</b> 2861 2865 2869	<b>Industrial Organic Chemicals</b> Gum and wood chemicals Cyclic crudes and intermediates Industrial organic chemicals, n.e.c.	<b>286</b> 2861 2865 2869	<b>Productos Químicos Orgánicos Industriales</b> Productos químicos de goma y madera Productos cíclicos sin refinar e intermedios Productos químicos orgánicos industriales, n.e.c.
<b>287</b> 2873 2874 2875 2879	<b>Agricultural Chemicals</b> Nitrogenous fertilizers Phosphatic fertilizers Fertilizers, mixing only Agricultural chemicals, n.e.c.	<b>287</b> 2873 2874 2875 2879	<b>Productos Químicos para la Agricultura</b> Fertilizantes nitrogenados Fertilizantes fosfáticos Fertilizantes, mezclas únicamente Productos químicos para la agricultura, n.e.c.

SIC code	Short title	Código de la CIU	Título abreviado
<b>289</b>	<b>Miscellaneous Chemical Products</b>	<b>289</b>	<b>Productos Químicos Misceláneos</b>
2891	Adhesives and sealants	2891	Productos adhesivos para sellar
2892	Explosives	2892	Explosivos
2893	Printing ink	2893	Tinta para impresiones
2895	Carbon black	2895	Negro de carbón
2899	Chemical preparations, n.e.c.	2899	Químicos y preparados químicos, n.e.c.
<b>29</b>	<b>PETROLEUM AND COAL PRODUCTS</b>	<b>29</b>	<b>PRODUCTOS DE PETRÓLEO Y CARBÓN</b>
<b>291</b>	<b>Petroleum Refining</b>	<b>291</b>	<b>Refinados de Petróleo</b>
2911	Petroleum refining	2911	Refinados de petróleo
<b>295</b>	<b>Asphalt Paving and Roofing Materials</b>	<b>295</b>	<b>Materiales para la Pavimentación de Asfalto y Techado</b>
2951	Asphalt paving mixtures and blocks	2951	Mezcla y bloques para pavimentación de asfalto
2952	Asphalt felts and coatings	2952	Filtro saturado de asfalto, y asfalto para revestimiento
<b>299</b>	<b>Miscellaneous Petroleum and Coal Products</b>	<b>299</b>	<b>Productos de Petróleo y Carbón Misceláneos</b>
2992	Lubricating oils and greases	2992	Grasas y aceites lubricantes
2999	Petroleum and coal products, n.e.c.	2999	Productos de petróleo y carbón, n.e.c.
<b>30</b>	<b>RUBBER AND MISCELLANEOUS PLASTICS PRODUCTS</b>	<b>30</b>	<b>PRODUCTOS DE GOMA Y DE PLÁSTICOS MISCELÁNEOS</b>
<b>301</b>	<b>Tires and Inner Tubes</b>	<b>301</b>	<b>Llantas y Cámaras o Tubos para Llantas</b>
3011	Tires and inner tubes	3011	Llantas y cámaras o tubos para llantas
<b>302</b>	<b>Rubber and Plastics Footwear</b>	<b>302</b>	<b>Calzado de Goma y de Plástico</b>
3021	Rubber and plastics footwear	3021	Calzado de goma y de plástico
<b>305</b>	<b>Hose and Belting and Gaskets and Packing</b>	<b>305</b>	<b>Mangas, Poleas, Arandelas y Envases</b>
3052	Rubber and plastics hose and belting	3052	Poleas y mangeras de goma o plástico
3053	Gaskets, packing and sealing devices	3053	Arandelas, envases y aparatos de sellar
<b>306</b>	<b>Fabricated Rubber Products, N.E.C.</b>	<b>306</b>	<b>Productos de Goma Fabricada, n.e.c.</b>
3061	Mechanical rubber goods	3061	Productos de goma para mecánica
3069	Fabricated rubber products, n.e.c.	3069	Productos de goma fabricados, n.e.c.
<b>308</b>	<b>Miscellaneous Plastics Products, N.E.C.</b>	<b>308</b>	<b>Productos Plásticos Misceláneos, n.e.c.</b>
3081	Unsupported plastics film and sheet	3081	Láminas y laminillas de plástico sin sostén
3082	Unsupported plastics profile shapes	3082	Siluetas de moldes plásticos sin sostén
3083	Laminated plastics plate and sheet	3083	Planchas y láminas plásticas laminadas
3084	Plastics pipe	3084	Cañerías plásticas
3085	Plastics bottles	3085	Botellas plásticas
3086	Plastics foam products	3086	Productos de espuma plástica
3087	Custom compound purchased resins	3087	Mezcla a la medida de resinas compradas
3088	Plastics plumbing fixtures	3088	Artefactos plásticos de plomería
3089	Plastics products, n.e.c.	3089	Productos plásticos, n.e.c.
<b>31</b>	<b>LEATHER AND LEATHER PRODUCTS</b>	<b>31</b>	<b>CUERO Y PRODUCTOS DE CUERO</b>
<b>311</b>	<b>Leather Tanning and Finishing</b>	<b>311</b>	<b>Curtido y Acabado de Cuero</b>
3111	Leather tanning and finishing	3111	Curtido y acabado de cuero
<b>313</b>	<b>Footwear Cut Stock</b>	<b>313</b>	<b>Materiales y Avíos para Hacer Zapatos y Botas</b>
3131	Footwear cut stock	3131	Materiales y avíos para hacer zapatos y botas
<b>314</b>	<b>Footwear, Except Rubber</b>	<b>314</b>	<b>Calzado, Excepto de Goma</b>
3142	House slippers	3142	Chinelas
3143	Men's footwear, except athletic	3143	Calzado para hombres, excepto para deportes
3144	Women's footwear, except athletic	3144	Calzado para mujeres, excepto para deportes
3149	Footwear, except rubber, n.e.c.	3149	Calzado, excepto de goma, n.e.c.

SIC code	Short title	Código de la CIU	Título abreviado
<b>315</b> 3151	<b>Leather Gloves and Mittens</b> Leather gloves and mittens	<b>315</b> 3151	<b>Guantes o Mitones de Cuero</b> Guantes o mitones de cuero
<b>316</b> 3161	<b>Luggage</b> Luggage	<b>316</b> 3161	<b>Maletas</b> Maletas
<b>317</b> 3171 3172	<b>Handbags and Personal Leather Goods</b> Women's handbags and purses Personal leather goods, n.e.c.	<b>317</b> 3171 3172	<b>Carteras y Artículos de Cuero para Uso Personal</b> Carteras y bolsas de cuero para mujeres Artículos de cuero para uso personal, n.e.c.
<b>319</b> 3199	<b>Leather Goods, N.E.C.</b> Leather goods, n.e.c.	<b>319</b> 3199	<b>Artículos de Cuero, n.e.c.</b> Artículos de cuero, n.e.c.
<b>32</b>	<b>STONE, CLAY, AND GLASS PRODUCTS</b>	<b>32</b>	<b>PRODUCTOS DE PIEDRA, BARRO Y VIDRIO</b>
<b>321</b> 3211	<b>Flat Glass</b> Flat glass	<b>321</b> 3211	<b>Vidrio Plano</b> Vidrio plano
<b>322</b> 3221 3229	<b>Glass and Glassware, Pressed or Blown</b> Glass containers Pressed and blown glass, n.e.c.	<b>322</b> 3221 3229	<b>Vidriería y Vidrio, Prensado y Soplado</b> Envases de vidrio Vidrio prensado y soplado, n.e.c.
<b>323</b> 3231	<b>Products of Purchased Glass</b> Products of purchased glass	<b>323</b> 3231	<b>Productos Hechos de Vidrio Comprado</b> Productos hechos de vidrio comprado
<b>324</b> 3241	<b>Cement, Hydraulic</b> Cement, hydraulic	<b>324</b> 3241	<b>Cemento, Hidráulico</b> Cemento, hidráulico
<b>325</b> 3251 3253 3255 3259	<b>Structural Clay Products</b> Brick and structural clay tile Ceramic wall and floor tile Clay refractories Structural clay products, n.e.c.	<b>325</b> 3251 3253 3255 3259	<b>Productos de Barro para Estructuras</b> Ladrillos y losetas de barro para estructuras Losetas de cerámica para pisos y paredes Barro refractario Productos de barro para estructuras, n.e.c.
<b>326</b> 3261 3262 3263 3264 3269	<b>Pottery and Related Products</b> Vitreous plumbing fixtures Vitreous china table and kitchenware Semivitreous table and kitchenware Porcelain electrical supplies Pottery products, n.e.c.	<b>326</b> 3261 3262 3263 3264 3269	<b>Alfarería y Productos Afines</b> Accesorios vítreos para plomería Artículos de mesa y de cocina en porcelana vítrea Artículos de mesa y de cocina de barro semi vítreo Artículos eléctricos de porcelana Productos de barro, n.e.c.
<b>327</b> 3271 3272 3273 3274 3275	<b>Concrete, Gypsum, and Plaster Products</b> Concrete block and brick Concrete products, n.e.c. Ready-mixed concrete Lime Gypsum products	<b>327</b> 3271 3272 3273 3274 3275	<b>Productos de Hormigón y Yeso</b> Bloques y ladrillos de hormigón Productos de hormigón, n.e.c. Hormigón preparado Cal Productos de Yeso
<b>328</b> 3281	<b>Cut Stone and Stone Products</b> Cut stone and stone products	<b>328</b> 3281	<b>Piedra Cortada y Productos de Piedra</b> Piedra cortada y productos de piedra
<b>329</b> 3291 3292 3295 3296 3297 3299	<b>Miscellaneous Nonmetallic Mineral Products</b> Abrasive products Asbestos products Minerals, ground or treated Mineral wool Nonclay refractories Nonmetallic mineral products, n.e.c.	<b>329</b> 3291 3292 3295 3296 3297 3299	<b>Productos de Minerales no Metálicos Misceláneos</b> Productos abrasivos Productos de asbestos Minerales, pulverizados o tratados Lana mineral Productos refractarios que no son de barro Productos de minerales no metálicos, n.e.c.



SIC code	Short title	Código de la CIU	Título abreviado
<b>33</b>	<b>PRIMARY METAL INDUSTRIES</b>	<b>33</b>	<b>INDUSTRIAS DE METALES PRIMARIOS</b>
<b>331</b>	<b>Blast Furnace and Basic Steel Products</b>	<b>331</b>	<b>Productos de Altos Hornos y Productos Básicos de Acero</b>
3312	Blast furnaces and steel mills	3312	Altos hornos y fábricas de acero
3313	Electrometallurgical products	3313	Productos electrometalúrgicos
3315	Steel wire and related products	3315	Alambre de acero y productos afines
3316	Cold finishing of steel shapes	3316	Moldes de acero cilindrado al frío
3317	Steel pipe and tubes	3317	Tubos y cañerías de acero
<b>332</b>	<b>Iron and Steel Foundries</b>	<b>332</b>	<b>Fundición de Hierro y Acero</b>
3321	Gray and ductile iron foundries	3321	Fundición de hierro gris y flexible
3322	Malleable iron foundries	3322	Fundición de hierro maleable
3324	Steel investment foundries	3324	Fundición para revestimiento de acero
3325	Steel foundries, n.e.c.	3325	Fundición de acero, n.e.c.
<b>333</b>	<b>Primary Nonferrous Metals</b>	<b>333</b>	<b>Metales Primarios no Ferrosos</b>
3331	Primary copper	3331	Cobre primario
3334	Primary aluminum	3334	Aluminio primario
3339	Primary nonferrous metals, n.e.c.	3339	Metales primarios no ferrosos, n.e.c.
<b>334</b>	<b>Secondary Nonferrous Metals</b>	<b>334</b>	<b>Metales Secundarios no Ferrosos</b>
3341	Secondary nonferrous metals	3341	Metales secundarios no ferrosos
<b>335</b>	<b>Nonferrous Rolling and Drawing</b>	<b>335</b>	<b>Metales no Ferrosos Laminados y Estirados</b>
3351	Copper rolling and drawing	3351	Cobre laminado y estirado
3353	Aluminum sheet, plate, and foil	3353	Láminas, planchas y papel de aluminio
3354	Aluminum extruded products	3354	Productos de aluminio estirados por presión
3355	Aluminum rolling and drawing, n.e.c.	3355	Productos de aluminio laminado y estirado, n.e.c.
3356	Nonferrous rolling and drawing, n.e.c.	3356	Metales no ferrosos laminados y estirados, n.e.c.
3357	Nonferrous wire drawing and insulating	3357	Estirado y aislamiento de alambres no ferrosos
<b>336</b>	<b>Nonferrous Foundries (Castings)</b>	<b>336</b>	<b>Fundición de Metales no Ferrosos</b>
3363	Aluminum die-castings	3363	Fundición de aluminio a presión
3364	Nonferrous die-casting except aluminum	3364	Fundición a presión de metales no ferrosos, excepto aluminio
3365	Aluminum foundries	3365	Fundición de aluminio
3366	Copper foundries	3366	Fundición de cobre
3369	Nonferrous foundries, n.e.c.	3369	Fundición de metales no ferrosos, n.e.c.
<b>339</b>	<b>Miscellaneous Primary Metal Products</b>	<b>339</b>	<b>Productos de Metales Primarios Misceláneos</b>
3398	Metal heat treating	3398	Tratamiento de metales al calor
3399	Primary metal products, n.e.c.	3399	Productos de metales primarios, n.e.c.
<b>34</b>	<b>FABRICATED METAL PRODUCTS</b>	<b>34</b>	<b>FABRICACIÓN DE PRODUCTOS METÁLICOS</b>
<b>341</b>	<b>Metal Cans and Shipping Containers</b>	<b>341</b>	<b>Latas de Metal y Envases para Enbarque</b>
3411	Metal cans	3411	Latas de metal
3412	Metal barrels, drums, and pails	3412	Barriles, drones y baldes de metal
<b>342</b>	<b>Cutlery, Handtools, and Hardware</b>	<b>342</b>	<b>Cuchillería, Herramientas de Mano y Ferretería</b>
3421	Cutlery	3421	Cuchillería
3423	Hand and edge tools, n.e.c.	3423	Herramientas de mano y de filo
3425	Saw blades and handsaws	3425	Hojas para serruchos y serruchos
3429	Hardware, n.e.c.	3429	Ferretería, n.e.c.
<b>343</b>	<b>Plumbing and Heating, Except Electric</b>	<b>343</b>	<b>Plomería y Calefacción Excepto Eléctrica</b>
3431	Metal sanitary ware	3431	Artículos sanitarios de metal
3432	Plumbing fixture fittings and trim	3432	Acopladuras de accesorios y guarniciones para plomería
3433	Heating equipment, except electric	3433	Equipo de calefacción, excepto eléctrico

SIC code	Short title	Código de la CIU	Título abreviado
<b>344</b>	<b>Fabricated Structural Metal Products</b>	<b>344</b>	<b>Productos de Metal Fabricado para Estructuras</b>
3441	Fabricated structural metal	3441	Metal fabricado para estructuras
3442	Metal doors, sash, and trim	3442	Puertas, bastidores y guarniciones de metal
3443	Fabricated plate work (boiler shops)	3443	Planchas de metal fabricado (talleres de calderas)
3444	Sheet metal work	3444	Trabajo de metal laminado
3446	Architectural metal work	3446	Trabajo de metal para arquitectura
3448	Prefabricated metal buildings	3448	Edificios de metal prefabricado
3449	Miscellaneous metal work	3449	Trabajos metal misceláneos
<b>345</b>	<b>Screw Machine Products, Bolts, Etc.</b>	<b>345</b>	<b>Productos de Máquinas de Tornillos Pernos, etc.</b>
3451	Screw machine products	3451	Productos de máquinas de tornillos
3452	Bolts, nuts, rivets, and washers	3452	Tornillos, tuercas, ramaches, y arandelas
<b>346</b>	<b>Metal Forgings and Stampings</b>	<b>346</b>	<b>Forjadura y Estampado de Metal</b>
3462	Iron and steel forgings	3462	Forjadura de hierro y acero
3463	Nonferrous forgings	3463	Forjaduras de metales no ferrosos
3465	Automotive stampings	3465	Estampado de metal para vehículos de motor
3466	Crowns and closures	3466	Coronas y cierres de metal
3469	Metal stampings, n.e.c.	3469	Estampado de metal, n.e.c.
<b>347</b>	<b>Metal Services, N.E.C.</b>	<b>347</b>	<b>Servicios Relacionados con la Fabricación de Metal, N.E.C.</b>
3471	Plating and polishing	3471	Galvanizado y pulido
3479	Metal coating and allied services	3479	Revestimiento de metal y servicios afines
<b>348</b>	<b>Ordnance and Accessories, N.E.C.</b>	<b>348</b>	<b>Artillería y Accesorios, n.e.c.</b>
3482	Small arms ammunition	3482	Municiones para armas de fuego pequeñas
3483	Ammunition, except for small arms, n.e.c.	3483	Municiones, excepto para armas de fuego pequeñas, n.e.c.
3484	Small arms	3484	Armas de fuego pequeñas
3489	Ordnance and accessories, n.e.c.	3489	Artillería y accesorios, n.e.c.
<b>349</b>	<b>Miscellaneous Fabricated Metal Products</b>	<b>349</b>	<b>Productos de Metal Fabricado Misceláneos</b>
3491	Industrial valves	3491	Válvulas industriales
3492	Fluid power valves and hose fittings	3492	Válvulas de energía fluente y acopladuras de mangas
3493	Steel springs, except wire	3493	Resortes de acero, excepto alambre
3494	Valves and pipe fittings, n.e.c.	3494	Válvulas y acopladuras para cañerías, n.e.c.
3495	Wire springs	3495	Resortes de alambre
3496	Miscellaneous fabricated wire products	3496	Productos de alambre fabricado misceláneos
3497	Metal foil and leaf	3497	Hojas (foil) y laminillas de metal
3498	Fabricated pipe and fittings	3498	Tuberías y acopladuras de metal fabricado
3499	Fabricated metal products, n.e.c.	3499	Productos de metal fabricado, n.e.c.
<b>35</b>	<b>INDUSTRIAL MACHINERY AND EQUIPMENT</b>	<b>35</b>	<b>MAQUINARIA Y EQUIPO INDUSTRIAL</b>
<b>351</b>	<b>Engines and Turbines</b>	<b>351</b>	<b>Motores y Turbinas</b>
3511	Turbines and turbine generator sets	3511	Turbinas
3519	Internal combustion engines, n.e.c.	3519	Motores de combustión interna, n.e.c.
<b>352</b>	<b>Farm and Garden Machinery</b>	<b>352</b>	<b>Maquinaria para la Finca y el Jardín</b>
3523	Farm machinery and equipment	3523	Maquinaria y equipo para la finca
3524	Lawn and garden equipment	3524	Equipo para trabajar en la grama y en el jardín
<b>353</b>	<b>Construction and Related Machinery</b>	<b>353</b>	<b>Maquinaria para la Construcción y Trabajos Afines</b>
3531	Construction machinery	3531	Maquinaria para la construcción
3532	Mining machinery	3532	Maquinaria para la minería
3533	Oil and gas field machinery	3533	Maquinaria para trabajar los yacimientos de petróleo y de gas
3534	Elevators and moving stairways	3534	Elevadores y escaleras movedizas
3535	Conveyors and conveying equipment	3535	Transportadores y equipo transportador
3536	Hoists, cranes, and monorails	3536	Montacargas, grúas y monorraíles
3537	Industrial trucks and tractors	3537	Camiones y tractores industriales

SIC code	Short title	Código de la CIU	Título abreviado
<b>354</b>	<b>Metalworking Machinery</b>	<b>354</b>	<b>Maquinaria para Metalistería</b>
3541	Machine tools, metal cutting types	3541	Herramientas para máquinas, para cortar metal
3542	Machine tools, metal forming types	3542	Herramientas para máquinas, para conformar metal
3543	Industrial patterns	3543	Modelos industriales
3544	Special dies, tools, jigs and fixtures	3544	Troqueles, herramientas conductores y moldes especiales
3545	Machine tool accessories	3545	Accesorios de herramientas para máquinas
3546	Power-driven handtools	3546	Herramientas de mano, motorizadas
3547	Rolling mill machinery	3547	Maquinaria para talleres de laminación
3548	Welding apparatus	3548	Equipo para soldar
3549	Metalworking machinery, n.e.c.	3549	Maquinaria para metalistería, n.e.c.
<b>355</b>	<b>Special Industry Machinery</b>	<b>355</b>	<b>Maquinaria Industrial Especial</b>
3552	Textile machinery	3552	Maquinaria para la elaboración de textiles
3553	Woodworking machinery	3553	Maquinaria para la ebanistería
3554	Paper industries machinery	3554	Maquinarias para las industrias de papel
3555	Printing trades machinery	3555	Maquinaria para imprentas
3556	Food products machinery	3556	Maquinaria para productos alimenticios
3559	Special industry machinery, n.e.c.	3559	Maquinaria industrial especial, n.e.c.
<b>356</b>	<b>General Industrial Machinery</b>	<b>356</b>	<b>Maquinaria y Equipo Industrial General</b>
3561	Pumps and pumping equipment	3561	Bombas y equipo para bombear
3562	Ball and roller bearings	3562	Cojinetes de bola y rodillos
3563	Air and gas compressors	3563	Compresores de aire y de gas
3564	Blowers and fans	3564	Ventiladores y abanicos
3565	Packaging machinery	3565	Maquinaria de empaacar
3566	Speed changers, drives, and gears	3566	Reguladores de velocidad, transmisiones, engranajes
3567	Industrial furnaces and ovens	3567	Hornos industriales
3568	Power transmission equipment, n.e.c.	3568	Equipo de transmisión de energía, n.e.c.
3569	General industrial machinery, n.e.c.	3569	Maquinaria industrial general, n.e.c.
<b>357</b>	<b>Computer and Office Equipment</b>	<b>357</b>	<b>Equipo de Computación y de Oficina</b>
3571	Electronic computers	3571	Computadoras electrónicas
3572	Computer storage devices	3572	Aparatos de almacenar computadoras
3575	Computer terminals	3575	Terminales de computadoras
3577	Computer peripheral equipment, n.e.c.	3577	Equipo periférico de computadora, n.e.c.
3578	Calculating and accounting equipment	3578	Calculadoras y equipo de sumar
3579	Office machines, n.e.c.	3579	Maquinaria de oficina, n.e.c.
<b>358</b>	<b>Refrigeration and Service Machinery</b>	<b>358</b>	<b>Maquinaria para Refrigeración y Servicio</b>
3581	Automatic vending machines	3581	Máquinas vendedoras automáticas
3582	Commercial laundry equipment	3582	Equipo de lavandería comercial
3585	Refrigeration and heating equipment	3585	Equipo de refrigeración y calefacción
3586	Measuring and dispensing pumps	3586	Bombas distribuidoras y medidoras
3589	Service industry machinery, n.e.c.	3589	Maquinaria para la industria de servicios, n.e.c.
<b>359</b>	<b>Industrial Machinery, N.E.C.</b>	<b>359</b>	<b>Maquinaria Industrial, N.E.C.</b>
3592	Carburetors, pistons, rings, valves	3592	Carburadores, pistones, aros para pistones y válvulas
3593	Fluid power cylinders and actuators	3593	Cilindros de energía fluente y actuadores
3594	Fluid power pumps and motors	3594	Bombas y motores de energía fluente
3596	Scales and balances, except laboratory	3596	Pesas y balanzas, excepto de laboratorio
3599	Industrial machinery, n.e.c.	3599	Maquinaria industrial, n.e.c.

SIC code	Short title	Código de la CIU	Título abreviado
<b>36</b>	<b>ELECTRONIC AND OTHER ELECTRIC EQUIPMENT</b>	<b>36</b>	<b>EQUIPO ELECTRÓNICO Y ELÉCTRICO</b>
<b>361</b>	<b>Electric Distribution Equipment</b>	<b>361</b>	<b>Equipo para Distribución de Electricidad</b>
3612	Transformers, except electronic	3612	Transformadores, excepto electrónicos
3613	Switchgear and switchboard apparatus	3613	Equipos y dispositivos conmutadores de electricidad
<b>362</b>	<b>Electrical Industrial Apparatus</b>	<b>362</b>	<b>Aparatos Eléctricos Industriales</b>
3621	Motors and generators	3621	Motores y generadores
3624	Carbon and graphite products	3624	Productos de carbón y grafito
3625	Relays and industrial controls	3625	Relevadores y aparatos de control industrial
3629	Electrical industrial apparatus, n.e.c.	3629	Aparatos eléctricos industriales, n.e.c.
<b>363</b>	<b>Household Appliances</b>	<b>363</b>	<b>Enseres Eléctricos para el Hogar</b>
3631	Household cooking equipment	3631	Enseres de cocina para el hogar
3632	Household refrigerators and freezers	3632	Refrigeradores y congeladores para el hogar
3633	Household laundry equipment	3633	Enseres de lavandería para uso doméstico
3634	Electric housewares and fans	3634	Efectos eléctricos y ventiladores
3635	Household vacuum cleaners	3635	Aspiradoras de polvo para el hogar
3639	Household appliances, n.e.c.	3639	Enseres eléctricos para el hogar, n.e.c.
<b>364</b>	<b>Electric Lighting and Wiring Equipment</b>	<b>364</b>	<b>Equipo para Alumbrado y Alambrado Eléctrico</b>
3641	Electric lamps	3641	Para lámparas eléctricas
3643	Current-carrying wiring devices	3643	Dispositivos de alambrado que son conductores de corriente
3644	Noncurrent-carrying wiring devices	3644	Dispositivos de alambrado que no son conductores de corriente
3645	Residential lighting fixtures	3645	Instalaciones fijas para iluminación residencial
3646	Commercial lighting fixtures	3646	Instalaciones fijas para iluminación comercial
3647	Vehicular lighting equipment	3647	Equipo para iluminación de vehículos
3648	Lighting equipment, n.e.c.	3648	Equipo para alumbrado, n.e.c.
<b>365</b>	<b>Household Audio and Video Equipment</b>	<b>365</b>	<b>Equipo de Sonido y Video para el Hogar</b>
3651	Household audio and video equipment	3651	Equipo de sonido y video para el hogar
3652	Prerecorded records and tapes	3652	Discos y cintas pregrabadas
<b>366</b>	<b>Communications Equipment</b>	<b>366</b>	<b>Equipo de Comunicación</b>
3661	Telephone and telegraph apparatus	3661	Equipo telefónico y telegráfico
3663	Radio and TV communications equipment	3663	Equipo de comunicaciones de radio y televisión
3669	Communications equipment, n.e.c.	3669	Equipo de comunicación, n.e.c.
<b>367</b>	<b>Electronic Components and Accessories</b>	<b>367</b>	<b>Accesorios y Componentes Electrónicos</b>
3671	Electron tubes	3671	Tubos electrónicos
3672	Printed circuit boards	3672	Tablero de circuito impreso
3674	Semiconductors and related devices	3674	Semiconductores y dispositivos relacionados
3675	Electronic capacitors	3675	Condensadores electrónicos
3676	Electronic resistors	3676	Reóstatos electrónicos
3677	Electronic coils and transformers	3677	Bobinas y transformadores electrónicos
3678	Electronic connectors	3678	Conectores electrónicos
3679	Electronic components, n.e.c.	3679	Componentes electrónicos, n.e.c.
<b>369</b>	<b>Miscellaneous Electrical Equipment and Supplies</b>	<b>369</b>	<b>Equipo y Suministros Eléctricos Misceláneos</b>
3691	Storage batteries	3691	Acumuladores o baterías de pilas
3692	Primary batteries, dry and wet	3692	Baterías primarias, secas o húmedas
3694	Engine electrical equipment	3694	Equipo eléctrico para motores
3695	Magnetic and optical recording media	3695	Medios de grabación magnéticos y ópticos
3699	Electrical equipment and supplies, n.e.c.	3699	Equipo y suministros eléctricos, n.e.c.

SIC code	Short title	Código de la CIU	Título abreviado
<b>37</b>	<b>TRANSPORTATION EQUIPMENT</b>	<b>37</b>	<b>EQUIPO DE TRANSPORTE</b>
<b>371</b>	<b>Motor Vehicles and Equipment</b>	<b>371</b>	<b>Vehículos de Motor y Equipo</b>
3711	Motor vehicles and car bodies	3711	Vehículos de motor y carrocerías de automóviles
3713	Truck and bus bodies	3713	Carrocerías de camiones y de autobuses
3714	Motor vehicle parts and accessories	3714	Piezas y accesorios para vehículos de motor
3715	Truck trailers	3715	Camiones de remolque
3716	Motor homes	3716	Casas móviles
<b>372</b>	<b>Aircraft and Parts</b>	<b>372</b>	<b>Aviones y Piezas para Aviones</b>
3721	Aircraft	3721	Aviones
3724	Aircraft engines and engine parts	3724	Motores y piezas para motores de aviones
3728	Aircraft parts and equipment, n.e.c.	3728	Piezas y equipo para aviones, n.e.c.
<b>373</b>	<b>Ship and Boat Building and Repairing</b>	<b>373</b>	<b>Construcción y Reparación de Barcos y Botes</b>
3731	Ship building and repairing	3731	Construcción y reparación de barcos
3732	Boat building and repairing	3732	Construcción y reparación de botes
<b>374</b>	<b>Railroad Equipment</b>	<b>374</b>	<b>Equipo para Ferrocarriles</b>
3743	Railroad equipment	3743	Equipo para ferrocarriles
<b>375</b>	<b>Motorcycles, Bicycles, and Parts</b>	<b>375</b>	<b>Motocicletas, Bicicletas, y Piezas</b>
3751	Motorcycles, bicycles, and parts	3751	Motocicletas, bicicletas, y piezas
<b>376</b>	<b>Guided Missiles, Space Vehicles, Parts</b>	<b>376</b>	<b>Proyectiles Dirigidos, Naves Espaciales, y Piezas</b>
3761	Guided missiles and space vehicles	3761	Proyectiles dirigidos y naves espaciales
3764	Space propulsion units and parts	3764	Unidades y piezas para propulsión espacial
3769	Space vehicle equipment, n.e.c.	3769	Equipo para naves espaciales, n.e.c.
<b>379</b>	<b>Miscellaneous Transportation Equipment</b>	<b>379</b>	<b>Equipo de Transporte Misceláneos</b>
3792	Travel trailers and campers	3792	Vehículos para excursionistas y vehículos de remolque para acampar
3795	Tanks and tank components	3795	Tanques y sus componentes
3799	Transportation equipment, n.e.c.	3799	Equipo para transporte, n.e.c.
<b>38</b>	<b>INSTRUMENTS AND RELATED PRODUCTS</b>	<b>38</b>	<b>INSTRUMENTOS Y PRODUCTOS AFINES</b>
<b>381</b>	<b>Search and Navigation Equipment</b>	<b>381</b>	<b>Equipo de Sistemas de Búsqueda y Navegación</b>
3812	Search and navigation equipment	3812	Equipo de sistemas de búsqueda y navegación
<b>382</b>	<b>Measuring and Controlling Devices</b>	<b>382</b>	<b>Instrumentos de Medida y Control</b>
3821	Laboratory apparatus and furniture	3821	Aparatos de laboratorio y muebles
3822	Environmental controls	3822	Instrumentos para control ambiental
3823	Process control instruments	3823	Instrumentos industriales para control de proceso
3824	Fluid meters and counting devices	3824	Contadores de fluido
3825	Instruments to measure electricity	3825	Instrumentos para medir la corriente eléctrica
3826	Analytical instruments	3826	Instrumentos analíticos
3827	Optical instruments and lenses	3827	Instrumentos y lentes ópticos
3829	Measuring and controlling devices, n.e.c.	3829	Instrumentos de medidas y control, n.e.c.
<b>384</b>	<b>Medical Instruments and Supplies</b>	<b>384</b>	<b>Instrumentos y Suministros Médicos</b>
3841	Surgical and medical instruments	3841	Instrumentos quirúrgicos y médicos
3842	Surgical appliances and supplies	3842	Enseres y suministros
3843	Dental equipment and supplies	3843	Equipo y suministro para dentistería
3844	X-ray apparatus and tubes	3844	Aparatos y tubos de radiografía
3845	Electromedical equipment	3845	Equipo electromédico
<b>385</b>	<b>Ophthalmic Goods</b>	<b>385</b>	<b>Artículos Oftálmicos</b>
3851	Ophthalmic goods	3851	Artículos oftálmicos



SIC code	Short title	Código de la CIU	Título abreviado
<b>386</b> 3861	<b>Photographic Equipment and Supplies</b> Photographic equipment and supplies	<b>386</b> 3861	<b>Equipo y Suministros Fotográficos</b> Equipo y suministros fotográficos
<b>387</b> 3873	<b>Watches, Clocks, Watchcases and Parts</b> Watches, clocks, watchcases and parts	<b>387</b> 3873	<b>Relojes, Cajas de Relojes y Piezas</b> Relojes, cajas de relojes y piezas
<b>39</b>	<b>MISCELLANEOUS MANUFACTURING INDUSTRIES</b>	<b>39</b>	<b>INDUSTRIAS MANUFACTURERAS MISCELÁNEAS</b>
<b>391</b> 3911 3914 3915	<b>Jewelry, Silverware, and Plated Ware</b> Jewelry, precious metal Silverware and plated ware Jewelers' materials and lapidary work	<b>391</b> 3911 3914 3915	<b>Joyería, Artículos de Plata y Electroplata</b> Joyería, metales preciosos Artículos de plata y electroplata Materiales para joyeros y trabajo lapidario
<b>393</b> 3931	<b>Musical Instruments</b> Musical instruments	<b>393</b> 3931	<b>Instrumentos Musicales</b> Instrumentos musicales
<b>394</b> 3942 3944 3949	<b>Toys and Sporting Goods</b> Dolls and stuffed toys Games, toys, and children's vehicles Sporting and athletic goods, n.e.c.	<b>394</b> 3942 3944 3949	<b>Juguetes y Artículos para Deportes</b> Muñecas y juguetes de peluches Juegos, juguetes, y vehículos para niños Artículos para atletismo y deportes, n.e.c.
<b>395</b> 3951 3952 3953 3955	<b>Pens, Pencils, Office, and Art Supplies</b> Pens and mechanical pencils Lead pencils and art goods Marking devices Carbon paper and inked ribbons	<b>395</b> 3951 3952 3953 3955	<b>Plumas, Lápices, y Artículos para Oficinas y Artistas</b> Plumas y lapiceros mecánicos Lápices de grafito y artículos para artistas Artículos para marcar Papel carbón y cintas con tinta para máquinas de escribir
<b>396</b> 3961 3965	<b>Costume Jewelry and Notions</b> Costume jewelry Fasteners, buttons, needles, and pins	<b>396</b> 3961 3965	<b>Joyería de Fantasía y Novedades</b> Joyería de fantasía Cierres, botones, agujas, y alfileres
<b>399</b> 3991 3993 3995 3996 3999	<b>Miscellaneous Manufactures</b> Brooms and brushes Signs and advertising specialities Burial caskets Hard surface floor coverings, n.e.c. Manufacturing industries, n.e.c.	<b>399</b> 3991 3993 3995 3996 3999	<b>Productos Misceláneos de Manufactura</b> Escobas y cepillos Rótulos y especialidades comerciales Ataúdes Pisos de superficie dura, n.e.c. Industrias manufactureras, n.e.c.

# Publication Program

---

## **1997 ECONOMIC CENSUS OF OUTLYING AREAS**

Publications of the 1997 Economic Census of Outlying Areas containing data on construction, manufacturing, retail trade, wholesale trade, and service establishments are described below.

### **Printed Reports**

#### **Puerto Rico–4 reports (OA97E-1 to -4)**

*Retail Trade, Wholesale Trade, and Service Industries*

**Geographic Area Statistics (OA97E-1).** The area report presents data for the wholesale and retail trades and service industries. It includes varied kind-of-business detail on number of establishments, sales or receipts, payroll, employment, proprietors and partners working, and legal form of organization. Data are presented for Puerto Rico, commercial regions, and municipios. Retail trade data include total and selling floor space, franchise holders, and class of customer for selected kinds of business. Wholesale trade data on inventories, operating expenses, class of customer, and employment by principal activity are presented by kind of business. Data for hotels and motels by type of receipts and number of rooms are published for service industries.

*Retail Trade and Wholesale Trade*

**Subject Statistics (OA97E-2).** The subject report presents commodity and merchandise line sales data for retail and wholesale trades by kind of business for Puerto Rico.

*Construction Industries*

**Construction Industries (OA97E-3).** This report presents summary, industry, and geographic area statistics. The industry chapter presents 1997 data for industries on the number of construction establishments; value of construction work; employment; proprietors and partners working; payroll; hours worked; payments to subcontractors; payments for materials, components, and supplies; payments for power, fuels, and lubricants; payments for selected purchased services; payments for rental of machinery, equipment, and structures; value added; and capital expenditures during the year. Selected data are shown for selected industries by geographic location of establishments and by legal form of organization. Data are also provided for establishments by employment size.

*Manufacturing*

**Manufacturing (OA97E-4).** This report includes data on the number of establishments, employment, proprietors and partners working, payroll, value of shipments, value

added by manufactures, class of customer, inventories, costs of materials, capital expenditures, and country of destination. Statistics are shown by industry and geographic area.

#### **Virgin Islands of the United States–1 report (OA97E-5)**

This report presents data by kind of business for construction industries, manufactures, retail trade, wholesale trade, and service industries. In addition to data for the Virgin Islands as a whole, data are presented for St. Thomas and St. John (combined to prevent disclosure problems), St. Croix, and the towns of Charlotte Amalie, Christiansted, and Frederiksted.

#### **Guam–1 report (OA97E-6)**

This report presents data by kind of business for construction industries, manufactures, retail trade, wholesale trade, and service industries. Tables present data for Guam and its election districts.

#### **Northern Mariana Islands–1 report (OA97E-7)**

This report presents data by kind of business for construction industries, manufactures, retail trade, wholesale trade, and service industries. Tables present data for the Northern Mariana Islands and the four municipalities.

## **ELECTRONIC MEDIA**

All results of the 1997 Economic Census will be available on the Census Bureau Internet site ([www.census.gov](http://www.census.gov)) and on compact discs (CD-ROM) for sale by the Census Bureau. For more information, including a description of electronic and printed reports being issued, see the Internet site, or write to U.S. Census Bureau, Washington DC 20233-8300, or call Customer Services at 301-457-4100.

## **OTHER ECONOMIC CENSUS REPORTS**

Data on retail trade, wholesale trade, service industries, financial, insurance, real estate, construction industries, manufactures, mineral industries, transportation, communication, utilities, enterprise statistics, management of companies and enterprises, minority-owned businesses, and women-owned businesses in the United States are issued as part of the 1997 Economic Census. All published reports are sold by the Superintendent of Documents, U.S. Government Printing Office, Washington, DC 20402. Appropriate announcements and order forms describing these reports are available from the Census Bureau Internet site ([www.census.gov](http://www.census.gov)), or free of charge from the Marketing Services Office, Customer Services Division, U.S. Census Bureau, Washington, DC 20233-0800.

