

Puerto Rico

1997

Issued May 2001

OA97E-3

**1997 Economic Census of Outlying Areas**  
*Construction Industries*



**U S C E N S U S B U R E A U**  
*Helping You Make Informed Decisions*

U.S. Department of Commerce  
Economics and Statistics Administration  
U.S. CENSUS BUREAU



## ACKNOWLEDGMENTS

Many persons participated in the various activities of the 1997 Economic Census of Outlying Areas, Puerto Rico. The Economic Planning and Coordination Division, **Lawrence A. Blum**, Assistant Chief for Collection Activities assisted by **B.J. Fitzpatrick**, Chief, Mailout and Data Capture Branch, was responsible for developing the systems and procedures for mailout, receipts, and data capture. **Shirin A. Ahmed**, Assistant Chief for Post-Collection Processing, was responsible for edit procedures and designing the interactive analytical software. Design and specifications were prepared under the supervision of **Dennis L. Shoemaker**, Chief, Census Processing Branch, assisted by **John D. Ward**. Primary staff assistance was provided by **Sonya P. Curcio**, **Richard W. Graham**, and **Cheryl E. Merkle**. The Economic Product Team, with primary contributions from **Andrew W. Hait** assisted by **Robert A. Swartz** was responsible for the development of the system to disseminate 1997 Economic Census reports.

Company Statistics Division prepared this report. **Ruth A. Runyan**, Assistant Chief for Surveys and Programs was responsible for the overall planning, management, and coordination. Planning and implementation were under the direction of **Eddie J. Salyers**, Chief, Economic Census Branch, assisted by **Irma F. Harahush** and **Aida Margarita Sole**, Section Chiefs. Primary staff assistance was provided by **Lillyana J. Najafzadeh**, **Victor X. Souphom**, and **James W. McFarland**.

Mathematical and statistical techniques were provided by **Ruth E. Detlefsen**, Assistant Chief for Research and Methods, assisted by **Carol V. Caldell**, Chief, Statistical Research and Methods Branch. **Amy M. Newman-Smith** provided primary staff assistance.

The staff of the National Processing Center, **Judith N. Petty**, Chief, assisted by **Mark T. Grice**, Assistant Chief for

Processing, performed mailout preparation, receipt operations, and clerical and analytical review activities. Preparations and planning were under the direction of **Matthew P. Aulbach**, Chief, Census Operations Branch, assisted by **Denise D. Anderson** and **Grant G. Goodwin**, Section Chiefs. Additional assistance was provided by **Teresa A. Branstetter**, **Remona F. Gilbert**, and **Arthur B. Stewart**.

The Economic Statistical Methods and Programming Division, **Charles P. Pautler Jr.**, Chief, assisted by **Martin S. Harahush**, Assistant Chief for Quinquennial Programs, developed and implemented computer processing systems. **Robert S. Jewett**, and **Barbara L. Lambert** assisted by **Lisa R. Draper** provided special computer processing. **William C. Wester**, Chief, Services Branch, assisted by **David H. Hiller**, **Dennis P. Kelly**, and **Jeffrey S. Rosen**, supervised the preparation of computer programs. Additional programming assistance was provided by **Gilbert J. Flodine**.

The International Programs Center, **Peter O. Way**, Chief, assisted by **Robert D. Bush**, Chief, Training and Technical Assistance Branch, supervised the preparation of computer programs. **Michael T. Stroot** provided special computer processing.

**Kim D. Ottenstein**, **Bernadette J. Gayle**, **Crystal M. Pate**, and **Laurene V. Qualls** of the Administrative and Customer Services Division, **Walter C. Odom**, Chief, provided publications and printing management, graphics design and composition, and editorial review for print and electronic media. General direction and production management were provided by **Michael G. Garland**, Assistant Chief, and **Gary J. Lauffer**, Chief, Publications Services Branch.

Special acknowledgment is also due the many businesses whose cooperation has contributed to the publication of these data.

---

Puerto Rico

1997

Issued May 2001

OA97E-3

**1997 Economic Census of Outlying Areas**  
*Construction Industries*



**U.S. Department of Commerce**  
**Donald L. Evans,**  
Secretary

**Economics  
and Statistics  
Administration**  
**J. Lee Price,**  
Acting Under Secretary for  
Economic Affairs

**U.S. CENSUS BUREAU**  
**William G. Barron, Jr.,**  
Acting Director

---



**Economics  
and Statistics  
Administration**

**J. Lee Price,**  
Acting Under Secretary  
for Economic Affairs



**U.S. CENSUS BUREAU**

**William G. Barron, Jr.,**  
Acting Director

**William G. Barron, Jr.,**  
Deputy Director

**Vacant,**  
Principal Associate Director  
for Programs

**Frederick T. Knickerbocker,**  
Associate Director  
for Economic Programs

**Thomas L. Mesenbourg,**  
Assistant Director  
for Economic Programs

**Ewen M. Wilson,**  
Chief, Company Statistics  
Division

## CONTENTS

Introduction .....	1
<b>FIGURES</b>	
1. Dollar Value of Construction Work by Selected Type of Construction: 1997 and 1992 .....	9
2. Percent Change in Dollar Value of Construction Work and Payroll by Selected Type of Construction: 1992 to 1997 .....	10
3. Selected Municipios Ranked by Dollar Value of Construction Work: 1997 .....	11
4. Annual Payroll Per Employee by Selected Type of Construction: 1997 and 1992 .....	12
Map .....	13
<b>TABLES</b>	
<b>Summary Statistics</b>	
1. Establishments by Industry for Municipios: 1997 .....	15
2. General Statistics for Establishments by Major Industry Group: 1997, 1992, 1987, 1982, and 1977 .....	55
3. Selected Statistics for Establishments by Employment Size: 1997, 1992, 1987, 1982, and 1977 .....	56
4. Selected Statistics for Establishments by Legal Form of Organization: 1997, 1992, 1987, 1982, and 1977 .....	57
5. General Statistics for Establishments by Metropolitan Areas: 1997 .....	58
6. Class and Ownership of Construction Projects for Establishments: 1997, 1992, 1987, 1982, and 1977 .....	58
7. Type of Construction Statistics for Establishments: 1997, 1992, 1987, 1982, and 1977 .....	59
<b>Industry Statistics</b>	
1. Detailed Statistics for Establishments by Industry: 1997 .....	61
2. Assets, Capital Expenditures, and Depreciation for Establishments by Industry: 1997 .....	65
3. Selected Statistics for Establishments by Industry and Employment Size: 1997 .....	67
4. Selected Statistics for Establishments by Industry and Type of Corporation: 1997 .....	75
5. Basic Statistics for Establishments by Industry and Selected Municipios: 1997 .....	84
6. Class and Ownership of Construction Projects for Establishments by Industry: 1997 .....	112
7. Type of Construction Statistics for Establishments by Industry: 1997 .....	113
8. Dollar Value of Business by Kind-of-Business Activity: 1997 ...	120

## CONTENTS

Introducción.....	1
<b>GRÁFICAS</b>	
1. Valor en Dólares de los Trabajos de Construcción Según una Selección de Tipos de Construcción: 1997 y 1992.....	9
2. Cambio en el Por Ciento del Valor en Dólares de los Trabajos de Construcción y la Nómina Según una Selección de Tipos de Construcción: 1992 a 1997.....	10
3. Selección de Municipios Ordenados Según el Valor en Dólares de los Trabajos de Construcción: 1997.....	11
4. Nómina Anual por Empleado Según una Selección de Tipos de Construcción: 1997 y 1992.....	12
Mapa.....	14
<b>TABLAS</b>	
<b>Estadísticas Sumarias</b>	
1. Establecimientos Según la Industria para Municipios: 1997....	15
2. Estadísticas Generales de los Establecimientos Según el Grupo Industrial Principal: 1997, 1992, 1987, 1982, y 1977...	55
3. Estadísticas Seleccionadas de los Establecimientos Según el Volumen de Empleo: 1997, 1992, 1987, 1982, y 1977.....	56
4. Estadísticas Seleccionadas de los Establecimientos Según la Organización Jurídica: 1997, 1992, 1987, 1982, y 1977.....	57
5. Estadísticas Generales de los Establecimientos Según las Áreas Metropolitanas: 1997.....	58
6. Tipos de Construcción y Propiedad de Proyectos de Construcción de los Establecimientos: 1997, 1992, 1987, 1982, y 1977.....	58
7. Estadísticas Sobre Tipos de Construcción de los Establecimientos : 1997, 1992, 1987, 1982, y 1977.....	59
<b>Estadísticas Industriales</b>	
1. Estadísticas Detalladas de los Establecimientos Según la Industria: 1997.....	61
2. Activo, Gastos de Capital y Depreciación de los Establecimientos Según la Industria: 1997.....	65
3. Estadísticas Seleccionadas de los Establecimientos Según la Industria y el Volumen de Empleo: 1997.....	67
4. Estadísticas Seleccionadas de los Establecimientos Según la Industria y el Tipo de Corporación: 1997.....	75
5. Estadísticas Básicas de los Establecimientos Según la Industria y los Municipios Seleccionados: 1997.....	84
6. Tipos de Construcción y Propiedad de Proyectos de Construcción de los Establecimientos Según la Industria: 1997.....	112
7. Estadísticas Sobre Tipos de Construcción de los Establecimientos Según la Industria: 1997.....	113
8. Valor del Negocio en Dólares de los Establecimientos Según el Tipo de Actividad Comercial: 1997.....	120

---

TABLES—Con.

Area Statistics

1.	Detailed Statistics for Establishments by Municipios: 1997 . . . . .	136
2.	Assets, Capital Expenditures, and Depreciation for Establishments by Municipios: 1997 . . . . .	140
3.	Selected Statistics for Establishments by Municipios and Employment Size: 1997 . . . . .	142
4.	Basic Statistics for Establishments by Municipios and Industry: 1997 . . . . .	162
5.	Class and Ownership of Construction Projects for Establishments by Municipios: 1997 . . . . .	189
6.	Type of Construction Statistics for Establishments by Municipios: 1997 . . . . .	190

APPENDIXES

A.	Explanation of Terms . . . . .	A-1
B.	Report Form and Information Sheet . . . . .	B-1
C.	Industries Included in the 1997 Economic Census of Puerto Rico—Construction . . . . .	C-1

Publication Program—Inside Back Cover

---

TABLAS—Con.

Estadísticas por Áreas

1.	Estadísticas Detalladas de los Establecimientos para Municipios Seleccionados: 1997 .....	136
2.	Activo, Gastos de Capital y Depreciación de los Establecimientos Según los Municipios Seleccionados: 1997 .	140
3.	Estadísticas Seleccionadas de los Establecimientos Según los Municipios Seleccionados y Volumen de Empleo: 1997 .....	142
4.	Estadísticas Básicas de los Establecimientos Según los Municipios Seleccionados y la Industria: 1997 .....	162
5.	Tipos de Construcción y Propiedad de Proyectos de Construcción de los Establecimientos Según los Municipios Seleccionados: 1997 .....	189
6.	Estadísticas Sobre Tipos de Construcción de los Establecimientos Según los Municipios Seleccionados: 1997 .	190

APÉNDICES

A.	Explicación de los Términos .....	A-1
B.	Cuestionario y Hoja de Información .....	B-1
C.	Industrias Incluidas en el Censo Económico de Puerto Rico de 1997—Construcción .....	C-1

Programa de Publicación—Dentro de la contraportada



# Introduction

# Introducción

---

## HISTORY OF THE ECONOMIC CENSUS

Economic censuses were conducted in Puerto Rico beginning with a census of manufactures for 1909 and continuing at 10-year intervals through 1949, excepting 1929. Wholesale and retail trades and service industries were included as part of the economic censuses for 1939. Starting with 1949 through 1997, the censuses of wholesale and retail trades and service industries have been conducted concurrently with the census of manufactures. The census of construction industries has been included since 1967. Congress has authorized the economic censuses to be taken at 5-year intervals covering years ending in 2 and 7.

## USES OF THE CENSUS

The economic census provides essential information for government, business, industry, and the general public and is the primary source of facts about the structure and function of the economy. The census furnishes an important part of the framework for such composite measures as the net income and gross product of Puerto Rico. In forecasting and planning, censuses are especially useful in analyzing the gross product in terms of the transactions that determine its size and composition. The economic census also provides weights and a benchmark for indices of industrial production, productivity, and price, all of which are essential for understanding current economic developments.

Commonwealth and municipal governments use census data to assess business activities within their jurisdictions. The private sector uses the data to forecast general economic conditions; analyze sales performance; lay out sales territories; allocate funds for advertising; decide on locations for new plants, warehouses, or stores; and measure potential markets in terms of size, geographic areas, kinds of business, and kinds of products made or sold.

## HISTORIA DEL CENSO ECONÓMICO

El censo de manufactura de 1909 marcó el comienzo del censo económico en Puerto Rico, que hasta 1949 se realizó a intervalos de 10 años exceptuando el año 1929. Las actividades del comercio al por mayor y al por menor, al igual que las de las industrias de servicios fueron incluidas como parte del censo económico de 1939. Por primera vez en 1949 hasta 1997, los censos de comercio al por mayor, comercio al por menor e industrias de servicios fueron tomados al mismo tiempo que el censo de manufactura. El censo de las industrias de construcción ha estado incluido desde 1967. El Congreso ha dado su autorización para que los censos económicos se realicen cada 5 años, cubriendo los años que terminan en 2 y 7.

## USOS DEL CENSO

El censo económico provee información esencial para el gobierno, el comercio, la industria y el público en general y es la fuente principal de datos acerca de la estructura y función de la economía. El censo proporciona una parte importante del sistema mediante el cual se preparan estimados compuestos, tales como el ingreso neto y el producto bruto de Puerto Rico. Los censos son particularmente útiles en las etapas de proyección y planificación, durante las cuales se analiza el producto bruto en términos de las transacciones que determinan su volumen y composición. El censo económico provee además las ponderaciones y las cifras de referencia que se utilizan en la elaboración de índices de precios, productividad y producción industrial, los cuales son esenciales para comprender el desarrollo económico actual.

Tanto el gobierno del Estado Libre Asociado como los gobiernos municipales utilizan los datos censales para evaluar las actividades comerciales que tienen lugar dentro de sus respectivas jurisdicciones. El sector privado emplea dichos datos para pronosticar la situación económica en general; analizar el volumen de ventas; determinar las regiones donde llevarán a cabo sus actividades comerciales; asignar fondos con fines publicitarios; determinar la localización de nuevas tiendas, plantas o almacenes; y medir mercados potenciales en lo que respecta a tamaño, áreas geográficas, clases de actividades comerciales y clases de productos vendidos o manufacturados.

## AUTHORITY

The 1997 Economic Census is authorized by an act of the U.S. Congress, Title 13, U.S. Code, sections 131, 191, and 224, and by an act of the Legislature of the Commonwealth of Puerto Rico, Law No. 11, approved March 27, 1950. The census of 1997 covered manufacturing, construction industries, wholesale trade, retail trade, and service industries. The next economic census of Puerto Rico is scheduled to be taken in 2003 covering the year 2002.

## CENSUS DISCLOSURE RULES

In accordance with federal law governing census reports, no data are published that would disclose the operations of an individual establishment or business. However, the number of establishments in a kind-of-business classification is not considered a disclosure, so this information may be released even though other information is withheld.

## COMPARABILITY OF DATA

The 1992 and 1997 Economic Censuses data were collected under similar conditions and procedures except for the following:

**Geographic Areas.** On June 30, 1996, the Office of Management and Budget (OMB) announced revised definitions for Puerto Rico's metropolitan statistical areas (MSAs), primary metropolitan statistical areas (PMSAs), and consolidated metropolitan statistical areas (CMSAs). Data for the 1997 Economic Census—Construction have been tabulated using the revised MSA definitions. The historical data for 1992 was not re-tabulated for the new MSAs due to disclosure considerations caused by the new definitions.

## SCOPE

The 1997 Economic Census—Construction covers all employer establishments (establishments with payroll) primarily engaged in contract construction (general contractors, building construction by operative builders,<sup>1</sup> and special trade contractors) or in subdividing real property into lots (subdividers and developers, except cemeteries) as defined in the *1987 Standard Industrial Classification (SIC) Manual*.<sup>2</sup> This is the system of industrial classification developed over a period of years by experts on classification in government and private industry under the guidance of the Office of Management and Budget.

<sup>1</sup>Investment builders (establishments primarily engaged in construction on own account for lease or rental) were not included in this census.

<sup>2</sup>*Standard Industrial Classification Manual: 1987*. For sale by Superintendent of Documents, U.S. Government Printing Office, Washington, DC 20402. Stock No. 041-001-00314-2.

## AUTORIZACIÓN

El Censo Económico de 1997 es requerido por una ley del Congreso de los EE.UU.-secciones 131, 191 y 224, título 13 del Código de los EE.UU.-y por la Ley No. 11 de la Legislatura del Estado Libre Asociado de Puerto Rico, que fuera aprobada el 27 de marzo de 1950. El Censo Económico de 1997 abarcó las industrias de construcción, manufactura, comercio al por mayor, comercio al por menor y servicios. El próximo censo económico de Puerto Rico se llevará a cabo en 2003 a fin de cubrir el año 2002.

## REGLAS SOBRE DIVULGACIÓN

De acuerdo con la ley federal que rige los informes censales, los datos que se publican no divulgan las operaciones de un establecimiento o negocio en particular. Sin embargo, el número de establecimientos clasificados bajo un tipo de negocio no constituye una divulgación, por lo tanto esta información puede ser publicada aunque otra información sea suprimida.

## COMPARABILIDAD ENTRE LOS DATOS

Los censos de 1992 y 1997 se realizaron bajo condiciones y procedimientos similares, excepto en lo siguiente:

**Áreas Geográficas.** El 30 junio de 1996, la Oficina de Administración y Presupuesto (OMB) anunció revisiones para las definiciones de las áreas estadísticas metropolitanas (AEM), las áreas estadísticas metropolitanas primarias (AEMP) y las áreas estadísticas metropolitanas consolidadas (AEMC) para Puerto Rico. Los datos del Censo Económico de 1997—Construcción han sido tabulados usando las revisiones de las definiciones de las AEM. Los datos históricos para el 1992 no fueron re-tabulados para las nuevas AEM debido a consideraciones sobre la divulgación de los datos causadas por las nuevas definiciones.

## ALCANCE

El Censo Económico de Puerto Rico de 1997—Construcción cubre todos los establecimientos patronales (establecimientos con nómina) que se dedican principalmente a la construcción por contrato (contratistas generales, construcción de edificios por constructores operativos<sup>1</sup> y contratistas de oficios especiales) o a la subdivisión de bienes raíces en solares (urbanizadores y lotificadores, excepto cementerios) tal y como se definen en el *1987 Standard Industrial Classification Manual*.<sup>2</sup> Este sistema de clasificación industrial uniforme (CIU) ha sido desarrollado durante un período de años por expertos en clasificación en el gobierno y en la empresa privada, bajo la dirección de la Oficina de Administración y Presupuesto.

<sup>1</sup>Los constructores inversionistas (establecimientos que se dedican principalmente a la construcción por cuenta propia para arrendamiento o alquiler) no fueron incluidos en este censo.

<sup>2</sup>*Standard Industrial Classification Manual: 1987*. A la venta por medio de: Superintendent of Documents, U. S. Government Printing Office, Washington, DC 20402. Número de mercancía: 041-001-00314-2.

Construction is composed of two broad categories: (1) new construction and (2) maintenance and repair. New construction includes the complete, original erection of structures and essential service facilities, additions, alterations involving structural changes, and initial installation of integral equipment, such as elevators and escalators. Maintenance and repair includes the restoration of existing buildings or other structures or their service facilities, including replacement of integral parts. It also includes repainting, repapering, reroofing, redredging, railroad maintenance-right-of-way, and street and highway patching and minor resurfacing.

In addition to buildings, "structures" include highways and streets; dams; water towers; power transmission and distribution lines; petroleum and gas pipelines and distribution lines; radio, television, and radar towers; water supply lines and sewers; and all similar work built into or affixed to the land.

**Contract construction.** The SIC manual defines three broad types of activity: (1) building construction by general contractors or by operative builders, (2) other construction by general contractors, and (3) construction by special trade contractors.

- 1. Building construction by general contractors or operative builders.** General building contractors are primarily engaged in the construction of dwellings, office buildings, stores, farm buildings, and other projects of a similar character. Operative builders are primarily engaged in constructing buildings or other structures on their own account, acting as their own general contractor. These structures are generally sold when completed. Investment builders, primarily engaged in construction on their own account for rent or lease, were not included within the scope of the construction census.
- 2. Heavy construction other than building construction by contractors.** Often referred to as heavy construction contractors, these contractors are primarily engaged in the construction of highways, streets, bridges, and tunnels; docks and piers; dams and water projects; sewage collection treatment, and disposal facilities; storm sewer systems; air fields; and other heavy construction, which involves either earth moving or the erection of structures other than buildings.
- 3. Construction by special trade contractors.** Special trade contractors are primarily engaged in specialized construction activities, such as plumbing, painting, electrical work, carpentry, etc.

La construcción se compone de dos categorías generales: (1) construcción nueva y (2) mantenimiento y reparación. La construcción nueva incluye la construcción original y completa de estructuras y facilidades de servicio, ampliaciones y alteraciones que constituyen cambios a la estructura y la instalación inicial de equipos esenciales, tales como elevadores y escaleras eléctricas. Bajo mantenimiento y reparación están incluidos la restauración de edificios u otras estructuras, facilidades de servicio y el reemplazo de piezas esenciales. También se incluyen el mantenimiento y reparación de pintura, empapelado, techado, dragado, mantenimiento de ferrocarriles y reparaciones menores de calles y carreteras.

Además de edificios, las "estructuras" incluyen calles y carreteras; diques; reservas de agua; líneas para la transmisión y distribución de energía; oleoductos y gasoductos y líneas de distribución; radio; televisión y torres de radares; acueductos y alcantarillados y todo trabajo que sea construido dentro de la tierra o agregado a la misma.

**Construcción por contrato.** El Manual de CIU define tres tipos de actividades generales: (1) construcción de edificios por contratistas generales o por constructores operativos, (2) otra construcción por contratistas generales y (3) construcción por contratistas de oficios especiales.

- 1. Construcción de edificios por contratistas generales o por constructores operativos.** Los contratistas generales de este tipo se dedican principalmente a la construcción de edificios residenciales, edificios para oficinas y para tiendas, edificios agrícolas y otros proyectos de carácter similar. Los constructores operativos se dedican principalmente a la construcción de edificios u otras estructuras por cuenta propia, como si ellos mismos fueran su propio contratista general. Dichas estructuras generalmente se venden al ser completadas. Los constructores inversionistas, quienes se dedican principalmente a construir estructuras por cuenta propia para alquiler o arrendamiento, no fueron incluidos dentro del alcance del censo de construcción.
- 2. Otra construcción por contratistas.** Estos contratistas, quienes se conocen comúnmente como contratistas de construcción pesada, se dedican principalmente a la construcción de carreteras, calles, puentes y túneles; muelles; represas y sistemas de acueductos; facilidades para la recolección, tratamiento y eliminación de aguas negras; sistemas de alcantarillado pluvial; pistas de aterrizaje y otra construcción pesada que implica el mover la tierra o la construcción de otras estructuras que no sean edificios.
- 3. Construcción por contratistas de oficios especiales.** Los contratistas de oficios especiales se dedican principalmente a actividades especializadas de la construcción, como por ejemplo, plomería, pintura, trabajo de electricista y carpintería.

---

General contractors in both the building field and the heavy construction field usually assume responsibility for an entire construction project, but may subcontract to others those portions of the project requiring special skills or equipment. Special trade contractors may work for general contractors, subcontractors, or directly for the owner of the property.

**Land subdividers and developers, except cemeteries.** The SIC manual defines subdividers and developers, except cemeteries, as establishments engaged in subdividing real property into lots, except cemetery lots, and in developing it for resale on their own account.

## INDUSTRY CLASSIFICATION OF ESTABLISHMENTS

In this system, each establishment is assigned an industry code on the basis of its major activity. Each establishment receiving a questionnaire was requested to report the percent of total dollar value of business done for each kind-of-business activity engaged in during 1997. This information was used to assign the appropriate industry classifications.

During this phase, various tests were made using other data reported on the questionnaire. The proportion of total value of construction work to total dollar value of business done was checked to verify that the establishment was primarily in construction. Taken into consideration also were the types of structures worked on during the year and the extent of work undertaken for other contractors.

Construction establishments often engage in various construction activities, but in only a few instances do the SIC industry categories take into consideration combinations of activities. An example is SIC 1711, which includes establishments primarily engaged in plumbing, heating, air-conditioning, ventilation, and refrigeration work. It is necessary, however, to assign a single industry code to the establishment based on its major activity. Therefore, the statistics shown for an industry reflect not only the primary activity of the establishments in the industry, but also their secondary activities.

The structure of the standard industrial classification system makes it possible to classify or tabulate establishments by major group (two-digit), industry group (three-digit), or industry (four-digit) according to the degree of detail available and needed.

Los contratistas generales tanto en el campo de la construcción de edificios como en el campo de la construcción pesada, regularmente asumen la responsabilidad por todo un proyecto de construcción, pero pueden subcontratar a otros aquellas partes del proyecto que requieran habilidades o equipos especiales. Los contratistas de oficios especiales pueden trabajar para contratistas generales o subcontratistas o directamente para el dueño de la propiedad.

**Urbanizadores y lotificadores, excepto cementerios.** El manual de CIU define urbanizadores y lotificadores, excepto cementerios, como establecimientos que se dedican a la subdivisión de bienes raíces en solares, excepto los solares de cementerios, y al desarrollo de esas propiedades para la venta por su propia cuenta.

## CLASIFICACIÓN DE INDUSTRIA DE ESTABLECIMIENTOS

El sistema de CIU le asigna un código de industria a cada establecimiento, según su actividad principal. Se requirió que cada establecimiento que recibiese un cuestionario indicara qué por ciento del valor total del negocio en dólares podía atribuírsele a cada una de las diferentes clases de actividades comerciales a que se dedicó durante el 1997. Esta información fue utilizada para asignar la clasificación industrial apropiada.

Durante esta fase se llevaron a cabo varios análisis utilizando otros datos declarados en el cuestionario. Se comparó el valor total del trabajo de construcción con el valor total del negocio en dólares para verificar que el establecimiento se dedicaba principalmente a la construcción. También se tomaron en consideración los tipos de trabajo de construcción a que se dedicó el establecimiento durante el año y la cantidad de trabajo realizado para otros contratistas.

Los establecimientos de construcción se dedican frecuentemente a varias actividades de construcción, pero sólo en algunos casos las categorías de industria de la CIU toman en consideración las actividades combinadas. Un ejemplo de ello es la CIU 1711, la cual incluye los establecimientos que se dedican principalmente a trabajos de plomería, calefacción, acondicionamiento de aire, ventilación y refrigeración. Sin embargo, es necesario asignar un sólo código de industria al establecimiento, en base a su actividad principal. Por lo tanto, las estadísticas presentadas para una industria reflejan, no solamente la actividad primaria de los establecimientos en la industria, sino también sus actividades secundarias.

La estructura del sistema de clasificación industrial uniforme hace posible el clasificar o tabular los establecimientos como grupo principal (dos dígitos), grupo industria (tres dígitos), o industria (cuatro dígitos) de acuerdo al nivel de detalle disponible y necesario.

---

## ESTABLISHMENT BASIS OF REPORTING

The economic census is conducted on an establishment basis. A company operating establishments at more than one location is required to submit a report for each location. Companies engaged in distinctly different lines of activity at one location are required to submit separate reports if records permit such a separation and if the activities are substantial in size. Each census report was tabulated according to the physical location at which the activity was conducted. All establishments employing one person or more at any time during the census year are included.

## REPORT FORM

The 1997 Economic Census–Construction was conducted as part of the economic census, which included manufacturing, retail and wholesale trades, and service industries. One form was used to enumerate all in-scope economic activity. The report form was divided into sections and each section contained questions appropriate to the trade or industry. Response was required by law. A facsimile of the report form, which was available in English, as well as Spanish, is presented in Appendix B.

## GEOGRAPHIC AREAS COVERED

Data from the 1997 Economic Census–Construction have been tabulated for the legally constituted units (municipios) into which Puerto Rico is divided and for metropolitan statistical areas (MSAs). An MSA is an integrated economic and social entity with a large volume of daily travel and communication between the central municipio(s) and the outlying parts of the area. Each MSA is named after the principal municipio in the area. A municipio is entirely included in an MSA; it does not cross boundaries to form part of any broader geographic area.

## DATA PROCESSING

Forms were mailed to all construction firms subject to payment of Federal Insurance Contributions Act (FICA) taxes (i.e., employers of one person or more) and classified as being within the scope of the census. The forms and instructions for completing them were mailed from the U.S. Census Bureau's National Processing Center in Jeffersonville, IN.

The completed questionnaires were returned by mail to Jeffersonville. Contact with respondents about overdue report forms was undertaken by the National Processing Center of the U.S. Census Bureau.

The returned reports underwent extensive review and computer processing. All reports were geographically coded, data-keyed, and edited. The editing process identified records with significant problems and referred them for correction resolution. Corrections were performed interactively using standard procedures.

## EL ESTABLECIMIENTO COMO BASE INFORMATIVA

El censo económico se realiza a base de establecimientos. A toda compañía que administre establecimientos en más de una localidad se le pide que someta un informe por cada una de las localidades. A las compañías que se dedican a varias actividades completamente distintas en una misma localidad, se les pide que rindan informes por separado, si los récords del establecimiento permiten tal separación y si las actividades en sí son cuantiosas. Cada informe del censo fue tabulado de acuerdo a la localización física en que se condujo la actividad. Todos los establecimientos que emplearon a una o más personas en algún momento durante el año censal están incluidos en el censo.

## CUESTIONARIO CENSAL

El Censo Económico de Puerto Rico de 1997–Construcción fue realizado como parte del censo económico que incluyó las industrias de manufactura, el comercio al detal y al por mayor y las industrias de servicios. Se utilizó un cuestionario para enumerar todas las actividades económicas que estaban dentro del alcance del censo. El cuestionario se dividió en partes, cada parte contenía preguntas específicas a un tipo de industria o actividad comercial. El responder al cuestionario fue requerido por ley. El Apéndice B, presenta un facsímil del cuestionario que estaba disponible en inglés y español.

## ÁREAS GEOGRÁFICAS CUBIERTAS

Los datos del Censo Económico de 1997–Construcción han sido tabulados según las unidades políticas legalmente constituidas (municipios) en las que Puerto Rico está dividido y según las áreas estadísticas metropolitanas (AEM). Una AEM es una entidad social y económica integrada, que tiene un gran volumen de tránsito e intercomunicación diaria entre el municipio o los municipios centrales y las zonas exteriores que forman el área. Cada AEM lleva el nombre del municipio principal en el área. El municipio entero queda dentro de la AEM; el mismo no traspasa los límites de la AEM para formar parte de ninguna área geográfica más extensa.

## ELABORACIÓN DE LOS DATOS

Se le enviaron cuestionarios por correo a todas las compañías de construcción que están sujetas al pago de contribuciones bajo la Ley de Seguro Social Federal (FICA), (por ejemplo, compañías que emplean a una o más personas) y las cuales se clasificaron dentro del alcance del censo. El cuestionario y las instrucciones para completarlo fueron enviados por correo desde el Centro Nacional de Procesamiento de Datos en Jeffersonville, IN del Negociado del Censo de los EE.UU.

Una vez completados, los cuestionarios se enviaban por correo a Jeffersonville. La comunicación con los establecimientos cuyos cuestionarios estaban retrasados, estuvo a cargo del Centro Nacional de Procesamiento de Datos del Negociado del Censo de los EE.UU.

Los cuestionarios devueltos fueron sometidos a una revisión y elaboración extensa. Todos los cuestionarios fueron codificados geográficamente y sometidos a la digitación y crítica de sus datos. El proceso de crítica sirvió para identificar los récords que tenían problemas significativos y fueron referidos para corrección y revisión. Las correcciones se llevaron a cabo utilizando procedimientos uniformes.

---

The data were then tabulated by SIC, subjected to further data analysis, and the resulting corrections applied to individual computer records. Corrected tabulations were then produced for the final published reports.

## RELIABILITY OF DATA

Census questionnaires were sent to all known construction employers and, therefore, are not subject to sampling variability. However, the data are subject to nonsampling errors.

Nonsampling errors can be attributed to many sources: inability to identify all cases in the actual universe; inability or unwillingness on the part of respondents to provide correct information; definition and classification difficulties; response errors and bias; errors in collection or processing; misinterpretation of questions; and other errors of recording, keying, and estimation for missing or misreported data.

The accuracy of these tabulated data is influenced by the joint effects of the various nonsampling errors. Explicit measures of the effects of these nonsampling errors are not available. However, it is believed that most of the important operational and response errors were detected and corrected through systematic clerical edits, automated data edits, and an analyst review.

For total nonresponse cases (report forms not returned), the establishment's administrative records information was used in conjunction with industry averages to estimate the basic data. For item nonresponse, missing items were estimated based on response to other items and/or administrative records and in direct relationships to sales or receipts. It is assumed that characteristics of establishments not responding to a particular inquiry are the same as establishments with equal sales or receipts in the same category (publication table line) that did respond to the inquiry.

If estimation of the data on the basis of total sales or receipts was not appropriate, another basic data item was used. In a few tables, data are available only from establishments that completed the appropriate inquiries on the report form. Any biases introduced by the estimation and correction procedures are believed to be small.

## AVAILABILITY OF ADDITIONAL DATA

### Reports in Printed and Electronic Media

All results of the 1997 Economic Census will be available on the Census Bureau Internet site ([www.census.gov](http://www.census.gov)), on compact discs (CD-ROM) and in printed reports for sale by the Census Bureau. For more information, including a description of electronic and printed reports being issued, see the Internet site, or write to U.S. Census Bureau, Washington, DC 20233-8300, or call Customer Services at 301-457-4100.

Los datos fueron tabulados por CIU y sometidos a una revisión analítica, a partir de la cual se hicieron las correcciones necesarias a cada récord en la computadora. Por último, se produjeron las tabulaciones ya corregidas para la publicación de los informes finales.

## CONFIABILIDAD DE LOS DATOS

Los cuestionarios se enviaron a todos los patronos de construcción y por lo tanto, no están sujetos a la variabilidad del muestreo. No obstante, los datos están sujetos a errores ajenos al muestreo.

Los errores ajenos al muestreo pueden ocurrir por muchas razones: inability para identificar todos los casos en el universo, inability o renuencia de parte de los respondedores a proporcionar la información correcta, dificultades con las definiciones y clasificaciones, errores y sesgos en las respuestas, errores en la recopilación o procesamiento de los datos, mala interpretación de las preguntas y otros errores en el registro y digitación de los datos, y estimados que se utilizan para los récords sin respuestas o respuestas incorrectas.

La exactitud de los datos tabulados está influenciada por el conjunto de efectos que tienen los diversos errores ajenos al muestreo. No existen medidas explícitas de los efectos que tienen dichos errores. Sin embargo, se estima que la mayoría de los errores importantes de ejecución y respuesta fueron hallados y corregidos mediante los procedimientos sistemáticos de la crítica manual, crítica electrónica y revisión de los datos por parte de analistas.

En el caso de los récords sin respuestas (cuestionarios no devueltos), se usó la información administrativa del establecimiento conjuntamente con los promedios industriales para estimar los datos básicos. Las preguntas individuales sin respuestas (preguntas dejadas en blanco) se estimaron en base a las respuestas a otras preguntas y/o en base a los récords administrativos del establecimiento y en relación a las ventas o ingresos. Se asume que las características de los establecimientos que no responden a una pregunta en particular, son iguales a los establecimientos que tienen las mismas ventas o ingresos en la misma categoría (línea en la tabla de publicación) que respondió a dicha pregunta.

Si la estimación de los datos a base del total de ventas o ingresos no resultó apropiado, otros datos básicos fueron utilizados. En algunas tablas los datos están disponibles para los establecimientos que contestaron las preguntas apropiadas en el cuestionario. Se cree que los sesgos que se puedan deber a la estimación o a los procedimientos de corrección son mínimos.

## DISPONIBILIDAD DE DATOS ADICIONALES

### Reportes Impresos y Electrónicos

Todos los resultados del Censo Económico de 1997 estarán disponibles en la página del Negociado del Censo en el Internet ([www.census.gov](http://www.census.gov)), en discos compactos (CD-ROM) y en reportes impresos para la venta por medio del Negociado del Censo. Para información adicional, incluyendo una descripción de los productos electrónicos e impresos que se van a publicar, vea el Internet, o escriba a U.S. Census Bureau, Washington, DC 20233-8300, o llame a la oficina de Servicios al Cliente al teléfono 301-457-4100.

## Special Tabulations

Special tabulations of data collected in the 1997 Economic Census may be obtained in electronic and tabular form. The data will be in summary form and subject to the same rules prohibiting disclosure of confidential information (including name, address, kind-of-business, or other data for individual business establishments or companies) as are the regular publications.

Special tabulations are prepared on a cost basis. A request for a cost estimate, as well as exact specifications on the type and format of the data to be provided, should be directed to the Chief of the Economic Census Branch, Company Statistics Division, U.S. Census Bureau, Washington, DC 20233-8300. To discuss a special tabulation before submitting specifications, call 301-457-3314.

## DOLLAR VALUE

All dollar values are expressed in current dollars for the year specified. Therefore, when making comparisons to prior years, users should take into consideration the inflation that has occurred.

## ABBREVIATIONS AND SYMBOLS

The following abbreviations and symbols are used in this publication:

- + Sum of other employees for the pay period including March 12, 1997, plus **construction workers** during pay periods including the 12th of March, May, August, and November divided by 4. (For 1987 and earlier censuses, employment equals the sum of **all employees** during the pay periods including the 12th of March, May, August, and November divided by 4.)
- ++ Represents total dollar value of business done less payments for materials, components, supplies, and fuels, and for construction work subcontracted to others. In industries (SICs) 1531 and 6552, land receipts are also subtracted from total dollar value of business done. (Refer to sections "Net construction receipts" and "Value added," in Appendix A.)
- # Represents total value of construction work less payments for construction work subcontracted to others. (Refer to sections "Net construction receipts" and "Value added," in Appendix A.)
- Represents zero (page image/print only).
- D Withheld to avoid disclosing data of individual companies; data are included in higher level totals.

## Tabulaciones Especiales

Se pueden obtener tabulaciones especiales de los datos recopilados en el Censo Económico de 1997, ya sea electrónicamente o en forma tabular. Los datos se presentarán en forma de resumen y estarán sujetos a las mismas normas que prohíben la divulgación de información confidencial (incluyendo el nombre, la dirección, tipo de negocio u otros datos referentes a compañías o establecimientos comerciales independientes) a las que están sujetas las publicaciones regulares.

El costo de las tabulaciones especiales es reembolsable. Solicitudes para un estimado del costo, deben ser acompañadas por especificaciones sobre el tipo y formato de las tabulaciones estadísticas que se desean. Diríjase a: "Chief of the Economic Census Branch, Company Statistics Division, U.S. Census Bureau Washington, DC 20233-8300." Para discutir una tabulación especial antes de someter especificaciones, llame al 301-457-3314.

## VALOR EN DÓLARES

Todas las cifras monetarias que se incluyen en este informe representan los precios actuales para el año especificado. Por lo tanto, cuando se hagan comparaciones con años anteriores, los usuarios deberán tener en cuenta los efectos de la inflación.

## ABREVIATURAS Y SÍMBOLOS

En esta publicación se utilizan los siguientes símbolos y abreviaturas:

- + La suma de otros empleados para el período de pago que incluye el 12 de marzo de 1997, más los **trabajadores de construcción** durante los períodos de pago que incluyen el 12 de marzo, mayo, agosto y noviembre, dividida entre 4. (Para 1987 y censos anteriores, el empleo es igual a la suma de **todos los empleados** durante los períodos de pago que incluyen el 12 de marzo, mayo, agosto y noviembre, dividida entre 4.)
- ++ Representa el valor total del negocio menos los pagos por materiales, componentes, suministros y combustibles y por trabajo de construcción subcontratado a otros. En las industrias (CIU) 1531 y 6552, los ingresos de terrenos se restan de todos los ingresos comerciales. (Refiérase a las secciones tituladas "Ingresos netos de construcción" y "Valor agregado," del Apéndice A.)
- # Representa el valor total del trabajo de construcción menos los pagos por trabajo de construcción subcontratado a otros. (Refiérase a las secciones tituladas "Ingresos netos de construcción" y "Valor agregado," del Apéndice A.)
- Representa cero (sólo en la publicación o imagen de página).
- D Datos omitidos para evitar la divulgación de información sobre compañías individuales; las cifras están incluidas en los totales de niveles más altos.

---

N	Not available or not comparable.	N	Información no disponible ó no comparable.
S	Withheld because estimates did not meet publication standards.	S	Datos omitidos porque la información no satisfacía los estándares de publicación.
X	Not applicable.	X	No es pertinente.
do	Ditto or same as above.	do	Idem, o lo mismo.
nec	Not elsewhere classified.	nec	No está clasificada en otra parte.
pt.	Part.	pt.	Parte.
a	0 to 19 employees.	a	0 a 19 empleados.
b	20 to 99 employees.	b	20 a 99 empleados.
c	100 to 249 employees.	c	100 a 249 empleados.
e	250 to 499 employees.	e	250 a 499 empleados.
f	500 to 999 employees.	f	500 a 999 empleados.
g	1,000 to 2,499 employees.	g	1,000 a 2,499 empleados.
h	2,500 to 4,999 employees.	h	2,500 a 4,999 empleados.
i	5,000 to 9,999 employees.	i	5,000 a 9,999 empleados.
j	10,000 to 24,999 employees.	j	10,000 a 24,999 empleados.
k	25,000 to 49,999 employees.	k	25,000 a 49,999 empleados.



Figure 1.  
**Dollar Value of Construction Work by Selected Type of Construction: 1997 and 1992**  
(Millions of dollars)

1997   
1992 

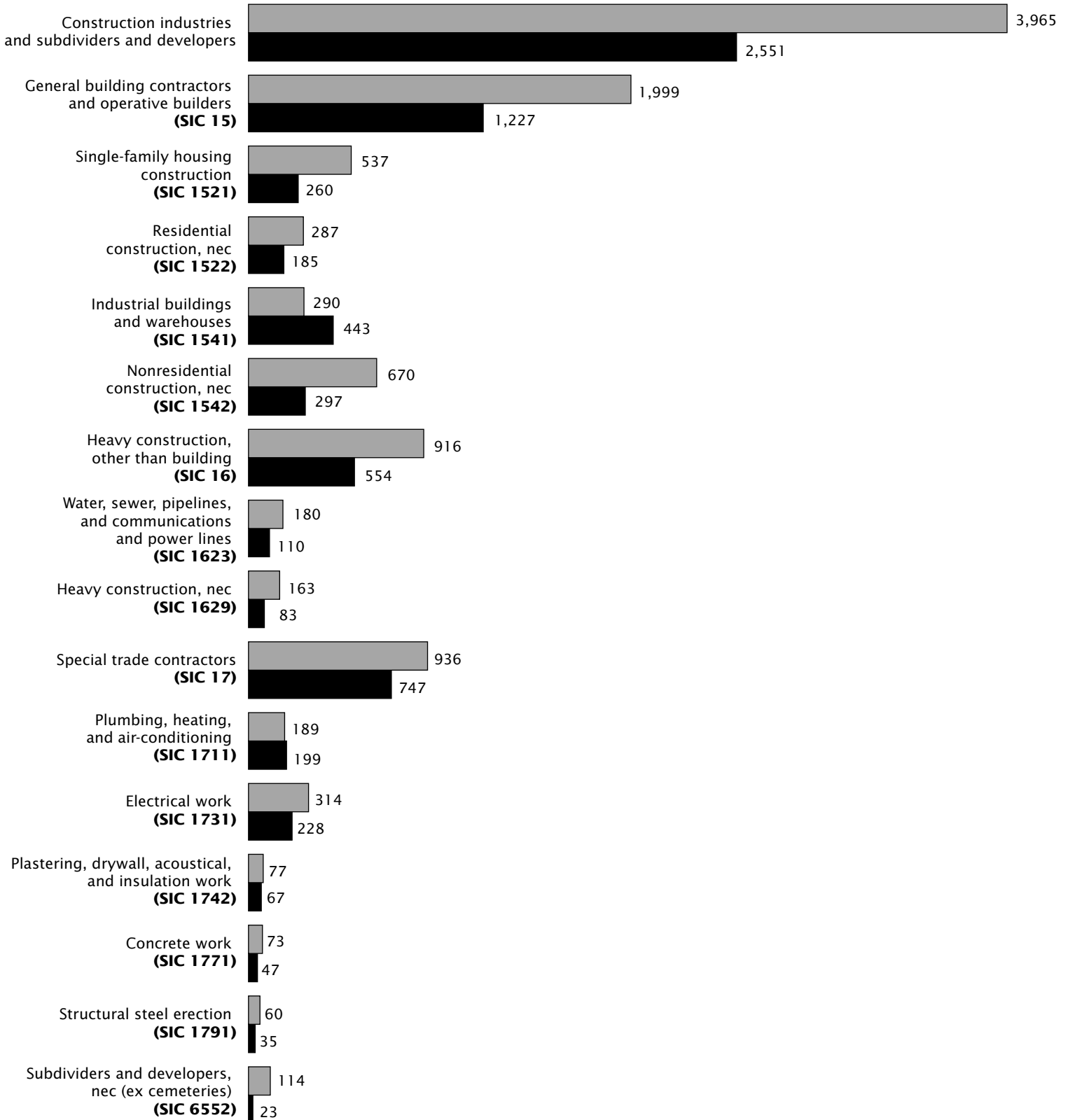




Figure 2.

**Percent Change in Dollar Value of Construction Work and Payroll  
by Selected Type of Construction: 1992 to 1997**

Value of construction work   
Payroll 

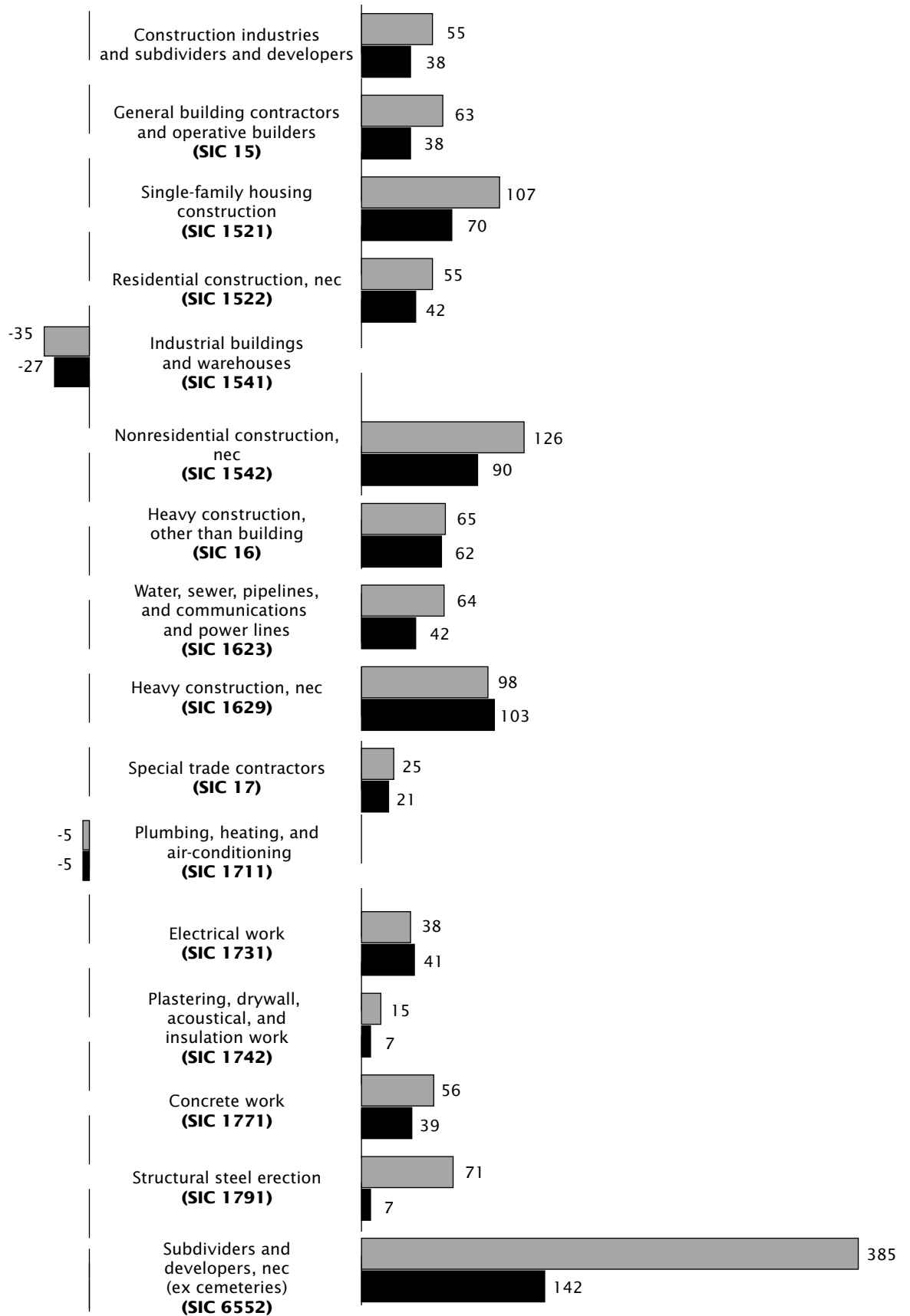


Figure 3.  
**Selected Municipios Ranked by Dollar Value of Construction Work: 1997**  
 (Millions of dollars)

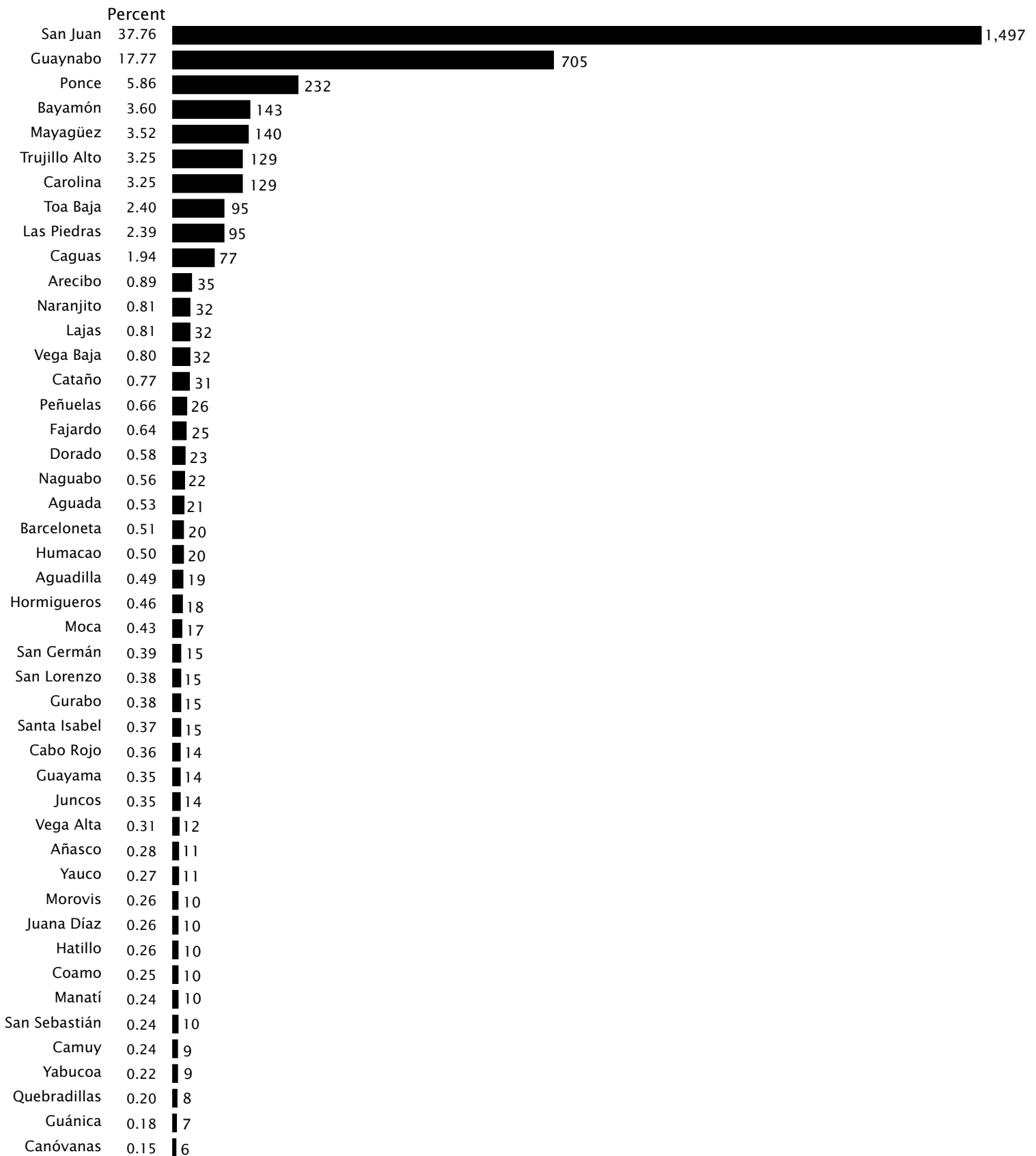
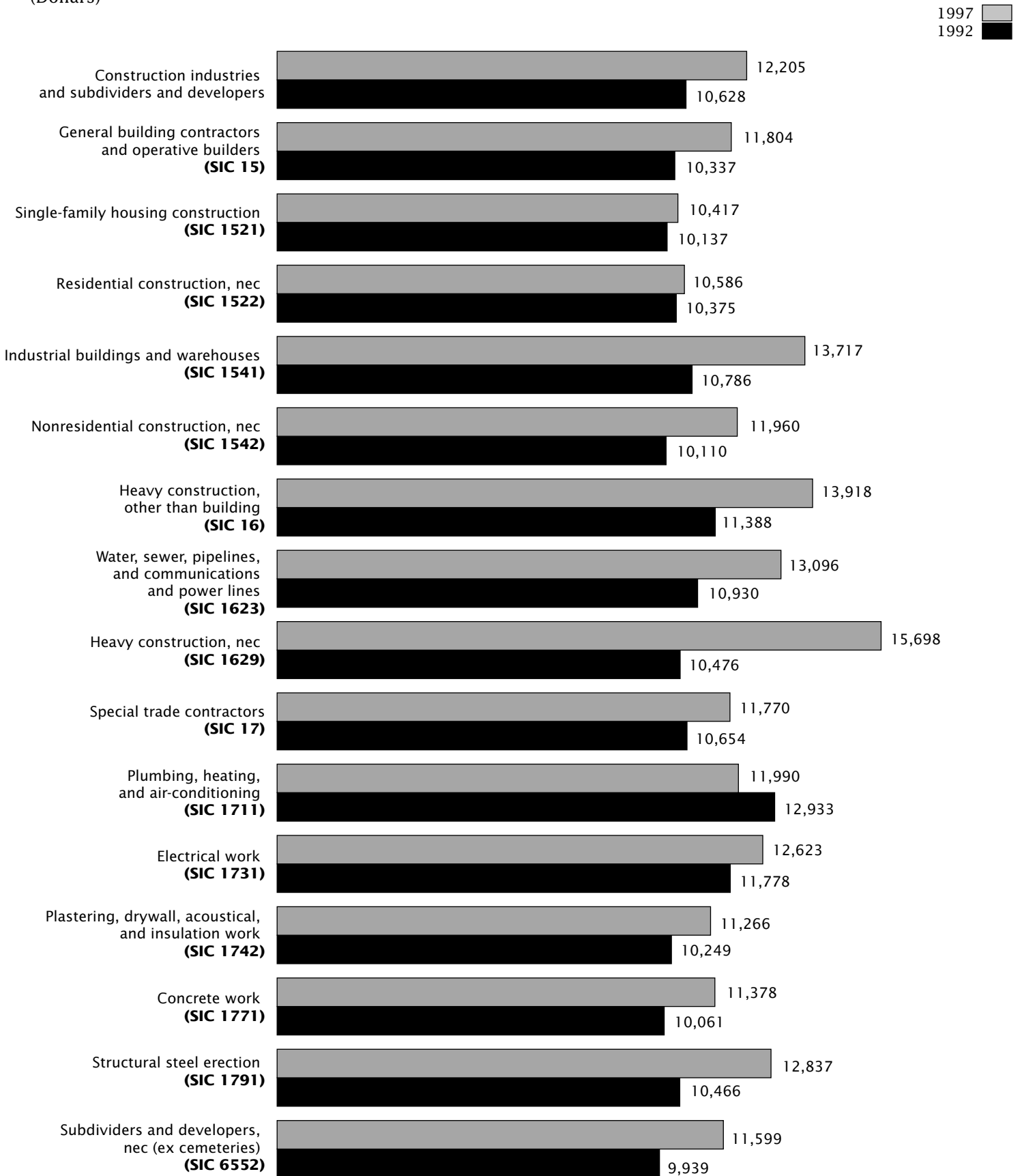
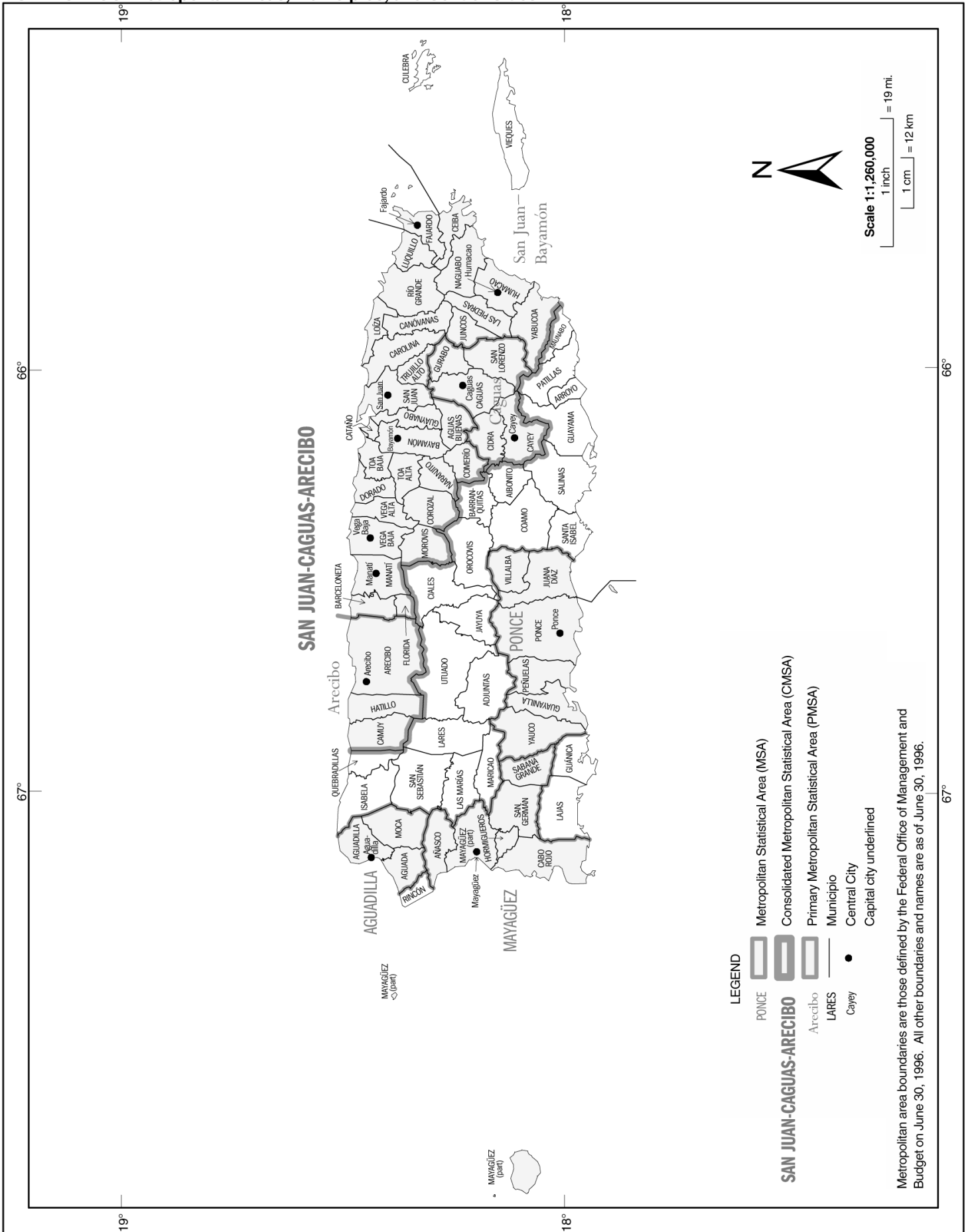


Figure 4.  
**Annual Payroll per Employee by Selected Type of Construction: 1997 and 1992**  
 (Dollars)

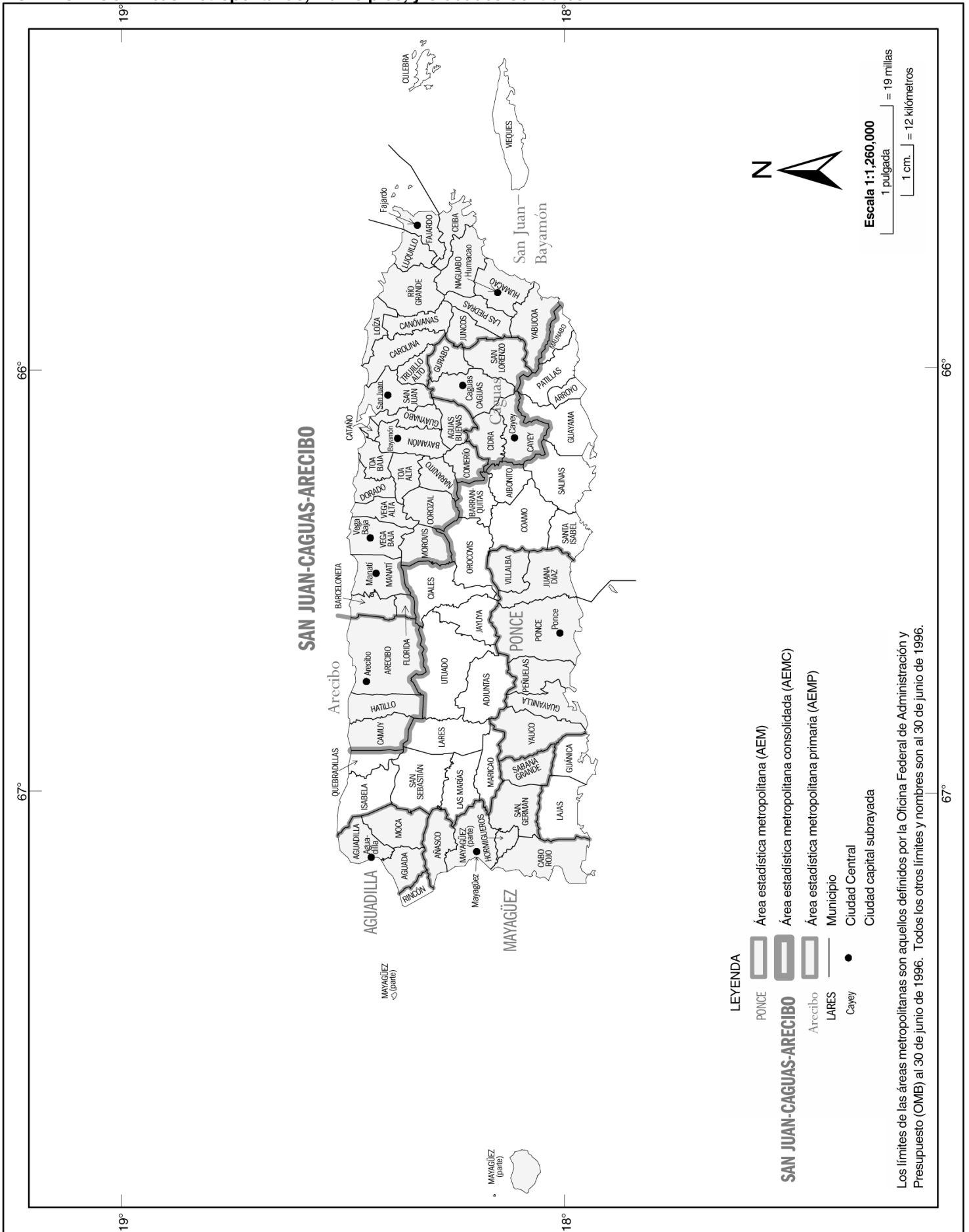


**PUERTO RICO Metropolitan Areas, Municipios, and Central Cities**



U.S. DEPARTMENT OF COMMERCE Economics and Statistics Administration U.S. Census Bureau

**PUERTO RICO Áreas Metropolitanas, Municipios, y Ciudades Centrales**



**Table 1. Establishments by Industry for Municipios: 1997**

[For meaning of abbreviations and symbols, see introductory text. For explanation of terms, see Appendix A]

SIC code	Municipio and industry	Establishments (number)
<b>PUERTO RICO</b>		
	<b>Construction Industries and Subdividers and Developers</b> .....	<b>1 957</b>
<b>15</b>	<b>General building contractors &amp; operative builders</b> .....	<b>798</b>
1521	Single-family housing construction .....	381
1522	Residential construction, nec .....	61
1531	Operative builders .....	59
1541	Industrial building & warehouses .....	96
1542	Nonresidential construction, nec .....	201
<b>16</b>	<b>Heavy construction other than building</b> .....	<b>195</b>
1611	Highway & street construction, excluding elevated highways .....	95
1622	Bridge, tunnel, & elevated highway construction .....	12
1623	Water, sewer, pipeline, & communications & power lines .....	45
1629	Heavy construction, nec .....	43
<b>17</b>	<b>Special trade contractors</b> .....	<b>880</b>
1711	Plumbing, heating, & air-conditioning .....	163
1721	Painting & paper hanging .....	64
1731	Electrical work .....	240
1741	Masonry, stone setting, & other stonework .....	16
1742	Plastering, drywall, acoustical, & insulation work .....	44
1743	Terrazzo, tile, marble, & mosaic work .....	8
1751	Carpentry work .....	29
1752	Floor laying & other floor, nec .....	17
1761	Roofing, siding, & sheet metal work .....	66
1771	Concrete work .....	51
1781	Water well drilling .....	3
1791	Structural steel erection .....	37
1793	Glass & glazing work .....	11
1794	Excavation work .....	16
1795	Wrecking & demolition work .....	7
1796	Installation or erection of building equipment, nec .....	33
1799	Special trade contractors, nec .....	75
<b>6552</b>	<b>Subdividers and developers, nec (ex cemeteries)</b> .....	<b>84</b>
<b>Adjuntas</b>		
	<b>Construction Industries and Subdividers and Developers</b> .....	<b>5</b>
<b>15</b>	<b>General building contractors &amp; operative builders</b> .....	<b>3</b>
1521	Single-family housing construction .....	3
1522	Residential construction, nec .....	-
1531	Operative builders .....	-
1541	Industrial building & warehouses .....	-
1542	Nonresidential construction, nec .....	-
<b>16</b>	<b>Heavy construction other than building</b> .....	<b>1</b>
1611	Highway & street construction, excluding elevated highways .....	-
1622	Bridge, tunnel, & elevated highway construction .....	-
1623	Water, sewer, pipeline, & communications & power lines .....	1
1629	Heavy construction, nec .....	-
<b>17</b>	<b>Special trade contractors</b> .....	<b>1</b>
1711	Plumbing, heating, & air-conditioning .....	-
1721	Painting & paper hanging .....	-
1731	Electrical work .....	-
1741	Masonry, stone setting, & other stonework .....	-
1742	Plastering, drywall, acoustical, & insulation work .....	-
1743	Terrazzo, tile, marble, & mosaic work .....	-
1751	Carpentry work .....	1
1752	Floor laying & other floor, nec .....	-
1761	Roofing, siding, & sheet metal work .....	-
1771	Concrete work .....	-
1781	Water well drilling .....	-
1791	Structural steel erection .....	-
1793	Glass & glazing work .....	-
1794	Excavation work .....	-
1795	Wrecking & demolition work .....	-
1796	Installation or erection of building equipment, nec .....	-
1799	Special trade contractors, nec .....	-
<b>6552</b>	<b>Subdividers and developers, nec (ex cemeteries)</b> .....	<b>-</b>

**Table 1. Establishments by Industry for Municipios: 1997—Con.**

[For meaning of abbreviations and symbols, see introductory text. For explanation of terms, see Appendix A]

SIC code	Municipio and industry	Establishments (number)
	<b>Aguada</b>	
	<b>Construction Industries and Subdividers and Developers</b> .....	<b>29</b>
<b>15</b>	<b>General building contractors &amp; operative builders</b> .....	<b>16</b>
1521	Single-family housing construction .....	14
1522	Residential construction, nec .....	1
1531	Operative builders .....	1
1541	Industrial building & warehouses .....	—
1542	Nonresidential construction, nec .....	—
<b>16</b>	<b>Heavy construction other than building</b> .....	<b>1</b>
1611	Highway & street construction, excluding elevated highways .....	1
1622	Bridge, tunnel, & elevated highway construction .....	—
1623	Water, sewer, pipeline, & communications & power lines .....	—
1629	Heavy construction, nec .....	—
<b>17</b>	<b>Special trade contractors</b> .....	<b>12</b>
1711	Plumbing, heating, & air-conditioning .....	—
1721	Painting & paper hanging .....	1
1731	Electrical work .....	3
1741	Masonry, stone setting, & other stonework .....	—
1742	Plastering, drywall, acoustical, & insulation work .....	1
1743	Terrazzo, tile, marble, & mosaic work .....	2
1751	Carpentry work .....	1
1752	Floor laying & other floor, nec .....	—
1761	Roofing, siding, & sheet metal work .....	1
1771	Concrete work .....	1
1781	Water well drilling .....	—
1791	Structural steel erection .....	—
1793	Glass & glazing work .....	—
1794	Excavation work .....	—
1795	Wrecking & demolition work .....	—
1796	Installation or erection of building equipment, nec .....	—
1799	Special trade contractors, nec .....	2
<b>6552</b>	<b>Subdividers and developers, nec (ex cemeteries)</b> .....	<b>—</b>
	<b>Aguadilla</b>	
	<b>Construction Industries and Subdividers and Developers</b> .....	<b>21</b>
<b>15</b>	<b>General building contractors &amp; operative builders</b> .....	<b>9</b>
1521	Single-family housing construction .....	7
1522	Residential construction, nec .....	—
1531	Operative builders .....	1
1541	Industrial building & warehouses .....	1
1542	Nonresidential construction, nec .....	—
<b>16</b>	<b>Heavy construction other than building</b> .....	<b>2</b>
1611	Highway & street construction, excluding elevated highways .....	1
1622	Bridge, tunnel, & elevated highway construction .....	—
1623	Water, sewer, pipeline, & communications & power lines .....	1
1629	Heavy construction, nec .....	—
<b>17</b>	<b>Special trade contractors</b> .....	<b>9</b>
1711	Plumbing, heating, & air-conditioning .....	1
1721	Painting & paper hanging .....	1
1731	Electrical work .....	4
1741	Masonry, stone setting, & other stonework .....	1
1742	Plastering, drywall, acoustical, & insulation work .....	—
1743	Terrazzo, tile, marble, & mosaic work .....	—
1751	Carpentry work .....	—
1752	Floor laying & other floor, nec .....	—
1761	Roofing, siding, & sheet metal work .....	1
1771	Concrete work .....	—
1781	Water well drilling .....	—
1791	Structural steel erection .....	—
1793	Glass & glazing work .....	—
1794	Excavation work .....	—
1795	Wrecking & demolition work .....	—
1796	Installation or erection of building equipment, nec .....	—
1799	Special trade contractors, nec .....	1
<b>6552</b>	<b>Subdividers and developers, nec (ex cemeteries)</b> .....	<b>1</b>



**Table 1. Establishments by Industry for Municipios: 1997—Con.**

[For meaning of abbreviations and symbols, see introductory text. For explanation of terms, see Appendix A]

SIC code	Municipio and industry	Establishments (number)
<b>Aguas Buenas</b>		
	<b>Construction Industries and Subdividers and Developers</b> .....	<b>7</b>
<b>15</b>	<b>General building contractors &amp; operative builders</b> .....	<b>2</b>
1521	Single-family housing construction .....	1
1522	Residential construction, nec .....	—
1531	Operative builders .....	—
1541	Industrial building & warehouses .....	—
1542	Nonresidential construction, nec .....	1
<b>16</b>	<b>Heavy construction other than building</b> .....	<b>2</b>
1611	Highway & street construction, excluding elevated highways .....	—
1622	Bridge, tunnel, & elevated highway construction .....	—
1623	Water, sewer, pipeline, & communications & power lines .....	1
1629	Heavy construction, nec .....	1
<b>17</b>	<b>Special trade contractors</b> .....	<b>3</b>
1711	Plumbing, heating, & air-conditioning .....	1
1721	Painting & paper hanging .....	—
1731	Electrical work .....	1
1741	Masonry, stone setting, & other stonework .....	—
1742	Plastering, drywall, acoustical, & insulation work .....	—
1743	Terrazzo, tile, marble, & mosaic work .....	—
1751	Carpentry work .....	1
1752	Floor laying & other floor, nec .....	—
1761	Roofing, siding, & sheet metal work .....	—
1771	Concrete work .....	—
1781	Water well drilling .....	—
1791	Structural steel erection .....	—
1793	Glass & glazing work .....	—
1794	Excavation work .....	—
1795	Wrecking & demolition work .....	—
1796	Installation or erection of building equipment, nec .....	—
1799	Special trade contractors, nec .....	—
<b>6552</b>	<b>Subdividers and developers, nec (ex cemeteries)</b> .....	<b>—</b>
<b>Aibonito</b>		
	<b>Construction Industries and Subdividers and Developers</b> .....	<b>8</b>
<b>15</b>	<b>General building contractors &amp; operative builders</b> .....	<b>5</b>
1521	Single-family housing construction .....	2
1522	Residential construction, nec .....	1
1531	Operative builders .....	—
1541	Industrial building & warehouses .....	—
1542	Nonresidential construction, nec .....	2
<b>16</b>	<b>Heavy construction other than building</b> .....	<b>—</b>
1611	Highway & street construction, excluding elevated highways .....	—
1622	Bridge, tunnel, & elevated highway construction .....	—
1623	Water, sewer, pipeline, & communications & power lines .....	—
1629	Heavy construction, nec .....	—
<b>17</b>	<b>Special trade contractors</b> .....	<b>3</b>
1711	Plumbing, heating, & air-conditioning .....	1
1721	Painting & paper hanging .....	—
1731	Electrical work .....	2
1741	Masonry, stone setting, & other stonework .....	—
1742	Plastering, drywall, acoustical, & insulation work .....	—
1743	Terrazzo, tile, marble, & mosaic work .....	—
1751	Carpentry work .....	—
1752	Floor laying & other floor, nec .....	—
1761	Roofing, siding, & sheet metal work .....	—
1771	Concrete work .....	—
1781	Water well drilling .....	—
1791	Structural steel erection .....	—
1793	Glass & glazing work .....	—
1794	Excavation work .....	—
1795	Wrecking & demolition work .....	—
1796	Installation or erection of building equipment, nec .....	—
1799	Special trade contractors, nec .....	—
<b>6552</b>	<b>Subdividers and developers, nec (ex cemeteries)</b> .....	<b>—</b>

**Table 1. Establishments by Industry for Municipios: 1997—Con.**

[For meaning of abbreviations and symbols, see introductory text. For explanation of terms, see Appendix A]

SIC code	Municipio and industry	Establishments (number)
<b>Añasco</b>		
	<b>Construction Industries and Subdividers and Developers</b> .....	<b>14</b>
<b>15</b>	<b>General building contractors &amp; operative builders</b> .....	<b>7</b>
1521	Single-family housing construction .....	5
1522	Residential construction, nec .....	—
1531	Operative builders .....	—
1541	Industrial building & warehouses .....	—
1542	Nonresidential construction, nec .....	2
<b>16</b>	<b>Heavy construction other than building</b> .....	<b>5</b>
1611	Highway & street construction, excluding elevated highways .....	5
1622	Bridge, tunnel, & elevated highway construction .....	—
1623	Water, sewer, pipeline, & communications & power lines .....	—
1629	Heavy construction, nec .....	—
<b>17</b>	<b>Special trade contractors</b> .....	<b>1</b>
1711	Plumbing, heating, & air-conditioning .....	—
1721	Painting & paper hanging .....	—
1731	Electrical work .....	—
1741	Masonry, stone setting, & other stonework .....	—
1742	Plastering, drywall, acoustical, & insulation work .....	1
1743	Terrazzo, tile, marble, & mosaic work .....	—
1751	Carpentry work .....	—
1752	Floor laying & other floor, nec .....	—
1761	Roofing, siding, & sheet metal work .....	—
1771	Concrete work .....	—
1781	Water well drilling .....	—
1791	Structural steel erection .....	—
1793	Glass & glazing work .....	—
1794	Excavation work .....	—
1795	Wrecking & demolition work .....	—
1796	Installation or erection of building equipment, nec .....	—
1799	Special trade contractors, nec .....	—
<b>6552</b>	<b>Subdividers and developers, nec (ex cemeteries)</b> .....	<b>1</b>
<b>Arecibo</b>		
	<b>Construction Industries and Subdividers and Developers</b> .....	<b>28</b>
<b>15</b>	<b>General building contractors &amp; operative builders</b> .....	<b>14</b>
1521	Single-family housing construction .....	12
1522	Residential construction, nec .....	—
1531	Operative builders .....	—
1541	Industrial building & warehouses .....	1
1542	Nonresidential construction, nec .....	1
<b>16</b>	<b>Heavy construction other than building</b> .....	<b>3</b>
1611	Highway & street construction, excluding elevated highways .....	2
1622	Bridge, tunnel, & elevated highway construction .....	—
1623	Water, sewer, pipeline, & communications & power lines .....	1
1629	Heavy construction, nec .....	—
<b>17</b>	<b>Special trade contractors</b> .....	<b>11</b>
1711	Plumbing, heating, & air-conditioning .....	4
1721	Painting & paper hanging .....	1
1731	Electrical work .....	2
1741	Masonry, stone setting, & other stonework .....	—
1742	Plastering, drywall, acoustical, & insulation work .....	—
1743	Terrazzo, tile, marble, & mosaic work .....	—
1751	Carpentry work .....	1
1752	Floor laying & other floor, nec .....	—
1761	Roofing, siding, & sheet metal work .....	—
1771	Concrete work .....	—
1781	Water well drilling .....	—
1791	Structural steel erection .....	1
1793	Glass & glazing work .....	1
1794	Excavation work .....	—
1795	Wrecking & demolition work .....	—
1796	Installation or erection of building equipment, nec .....	—
1799	Special trade contractors, nec .....	1
<b>6552</b>	<b>Subdividers and developers, nec (ex cemeteries)</b> .....	<b>—</b>

**Table 1. Establishments by Industry for Municipios: 1997—Con.**

[For meaning of abbreviations and symbols, see introductory text. For explanation of terms, see Appendix A]

SIC code	Municipio and industry	Establishments (number)
	<b>Arroyo</b>	
	<b>Construction Industries and Subdividers and Developers</b> .....	<b>5</b>
<b>15</b>	<b>General building contractors &amp; operative builders</b> .....	<b>3</b>
1521	Single-family housing construction .....	—
1522	Residential construction, nec .....	—
1531	Operative builders .....	1
1541	Industrial building & warehouses .....	1
1542	Nonresidential construction, nec .....	1
<b>16</b>	<b>Heavy construction other than building</b> .....	<b>—</b>
1611	Highway & street construction, excluding elevated highways .....	—
1622	Bridge, tunnel, & elevated highway construction .....	—
1623	Water, sewer, pipeline, & communications & power lines .....	—
1629	Heavy construction, nec .....	—
<b>17</b>	<b>Special trade contractors</b> .....	<b>2</b>
1711	Plumbing, heating, & air-conditioning .....	—
1721	Painting & paper hanging .....	—
1731	Electrical work .....	—
1741	Masonry, stone setting, & other stonework .....	—
1742	Plastering, drywall, acoustical, & insulation work .....	—
1743	Terrazzo, tile, marble, & mosaic work .....	—
1751	Carpentry work .....	—
1752	Floor laying & other floor, nec .....	—
1761	Roofing, siding, & sheet metal work .....	—
1771	Concrete work .....	—
1781	Water well drilling .....	—
1791	Structural steel erection .....	—
1793	Glass & glazing work .....	—
1794	Excavation work .....	1
1795	Wrecking & demolition work .....	—
1796	Installation or erection of building equipment, nec .....	—
1799	Special trade contractors, nec .....	1
<b>6552</b>	<b>Subdividers and developers, nec (ex cemeteries)</b> .....	<b>—</b>
	<b>Barceloneta</b>	
	<b>Construction Industries and Subdividers and Developers</b> .....	<b>16</b>
<b>15</b>	<b>General building contractors &amp; operative builders</b> .....	<b>6</b>
1521	Single-family housing construction .....	1
1522	Residential construction, nec .....	—
1531	Operative builders .....	—
1541	Industrial building & warehouses .....	5
1542	Nonresidential construction, nec .....	—
<b>16</b>	<b>Heavy construction other than building</b> .....	<b>2</b>
1611	Highway & street construction, excluding elevated highways .....	—
1622	Bridge, tunnel, & elevated highway construction .....	—
1623	Water, sewer, pipeline, & communications & power lines .....	—
1629	Heavy construction, nec .....	2
<b>17</b>	<b>Special trade contractors</b> .....	<b>8</b>
1711	Plumbing, heating, & air-conditioning .....	3
1721	Painting & paper hanging .....	—
1731	Electrical work .....	1
1741	Masonry, stone setting, & other stonework .....	—
1742	Plastering, drywall, acoustical, & insulation work .....	3
1743	Terrazzo, tile, marble, & mosaic work .....	—
1751	Carpentry work .....	—
1752	Floor laying & other floor, nec .....	—
1761	Roofing, siding, & sheet metal work .....	—
1771	Concrete work .....	—
1781	Water well drilling .....	—
1791	Structural steel erection .....	—
1793	Glass & glazing work .....	—
1794	Excavation work .....	—
1795	Wrecking & demolition work .....	—
1796	Installation or erection of building equipment, nec .....	—
1799	Special trade contractors, nec .....	1
<b>6552</b>	<b>Subdividers and developers, nec (ex cemeteries)</b> .....	<b>—</b>

**Table 1. Establishments by Industry for Municipios: 1997—Con.**

[For meaning of abbreviations and symbols, see introductory text. For explanation of terms, see Appendix A]

SIC code	Municipio and industry	Establishments (number)
	<b>Barranquitas</b>	
	<b>Construction Industries and Subdividers and Developers</b> .....	<b>27</b>
<b>15</b>	<b>General building contractors &amp; operative builders</b> .....	<b>13</b>
1521	Single-family housing construction .....	7
1522	Residential construction, nec .....	—
1531	Operative builders .....	1
1541	Industrial building & warehouses .....	2
1542	Nonresidential construction, nec .....	3
<b>16</b>	<b>Heavy construction other than building</b> .....	<b>4</b>
1611	Highway & street construction, excluding elevated highways .....	4
1622	Bridge, tunnel, & elevated highway construction .....	—
1623	Water, sewer, pipeline, & communications & power lines .....	—
1629	Heavy construction, nec .....	—
<b>17</b>	<b>Special trade contractors</b> .....	<b>10</b>
1711	Plumbing, heating, & air-conditioning .....	—
1721	Painting & paper hanging .....	—
1731	Electrical work .....	3
1741	Masonry, stone setting, & other stonework .....	1
1742	Plastering, drywall, acoustical, & insulation work .....	—
1743	Terrazzo, tile, marble, & mosaic work .....	—
1751	Carpentry work .....	2
1752	Floor laying & other floor, nec .....	—
1761	Roofing, siding, & sheet metal work .....	—
1771	Concrete work .....	3
1781	Water well drilling .....	—
1791	Structural steel erection .....	—
1793	Glass & glazing work .....	—
1794	Excavation work .....	—
1795	Wrecking & demolition work .....	—
1796	Installation or erection of building equipment, nec .....	—
1799	Special trade contractors, nec .....	1
<b>6552</b>	<b>Subdividers and developers, nec (ex cemeteries)</b> .....	<b>—</b>
	<b>Bayamón</b>	
	<b>Construction Industries and Subdividers and Developers</b> .....	<b>127</b>
<b>15</b>	<b>General building contractors &amp; operative builders</b> .....	<b>33</b>
1521	Single-family housing construction .....	13
1522	Residential construction, nec .....	2
1531	Operative builders .....	1
1541	Industrial building & warehouses .....	4
1542	Nonresidential construction, nec .....	13
<b>16</b>	<b>Heavy construction other than building</b> .....	<b>10</b>
1611	Highway & street construction, excluding elevated highways .....	2
1622	Bridge, tunnel, & elevated highway construction .....	1
1623	Water, sewer, pipeline, & communications & power lines .....	4
1629	Heavy construction, nec .....	3
<b>17</b>	<b>Special trade contractors</b> .....	<b>79</b>
1711	Plumbing, heating, & air-conditioning .....	13
1721	Painting & paper hanging .....	9
1731	Electrical work .....	22
1741	Masonry, stone setting, & other stonework .....	—
1742	Plastering, drywall, acoustical, & insulation work .....	7
1743	Terrazzo, tile, marble, & mosaic work .....	—
1751	Carpentry work .....	1
1752	Floor laying & other floor, nec .....	—
1761	Roofing, siding, & sheet metal work .....	12
1771	Concrete work .....	2
1781	Water well drilling .....	—
1791	Structural steel erection .....	4
1793	Glass & glazing work .....	1
1794	Excavation work .....	1
1795	Wrecking & demolition work .....	—
1796	Installation or erection of building equipment, nec .....	2
1799	Special trade contractors, nec .....	5
<b>6552</b>	<b>Subdividers and developers, nec (ex cemeteries)</b> .....	<b>5</b>

**Table 1. Establishments by Industry for Municipios: 1997—Con.**

[For meaning of abbreviations and symbols, see introductory text. For explanation of terms, see Appendix A]

SIC code	Municipio and industry	Establishments (number)
<b>Cabo Rojo</b>		
	<b>Construction Industries and Subdividers and Developers</b> .....	<b>17</b>
<b>15</b>	<b>General building contractors &amp; operative builders</b> .....	<b>8</b>
1521	Single-family housing construction .....	6
1522	Residential construction, nec .....	1
1531	Operative builders .....	—
1541	Industrial building & warehouses .....	—
1542	Nonresidential construction, nec .....	1
<b>16</b>	<b>Heavy construction other than building</b> .....	<b>—</b>
1611	Highway & street construction, excluding elevated highways .....	—
1622	Bridge, tunnel, & elevated highway construction .....	—
1623	Water, sewer, pipeline, & communications & power lines .....	—
1629	Heavy construction, nec .....	—
<b>17</b>	<b>Special trade contractors</b> .....	<b>8</b>
1711	Plumbing, heating, & air-conditioning .....	1
1721	Painting & paper hanging .....	—
1731	Electrical work .....	3
1741	Masonry, stone setting, & other stonework .....	1
1742	Plastering, drywall, acoustical, & insulation work .....	—
1743	Terrazzo, tile, marble, & mosaic work .....	—
1751	Carpentry work .....	—
1752	Floor laying & other floor, nec .....	—
1761	Roofing, siding, & sheet metal work .....	2
1771	Concrete work .....	—
1781	Water well drilling .....	—
1791	Structural steel erection .....	—
1793	Glass & glazing work .....	—
1794	Excavation work .....	—
1795	Wrecking & demolition work .....	—
1796	Installation or erection of building equipment, nec .....	—
1799	Special trade contractors, nec .....	1
<b>6552</b>	<b>Subdividers and developers, nec (ex cemeteries)</b> .....	<b>1</b>
<b>Caguas</b>		
	<b>Construction Industries and Subdividers and Developers</b> .....	<b>76</b>
<b>15</b>	<b>General building contractors &amp; operative builders</b> .....	<b>34</b>
1521	Single-family housing construction .....	13
1522	Residential construction, nec .....	3
1531	Operative builders .....	2
1541	Industrial building & warehouses .....	6
1542	Nonresidential construction, nec .....	10
<b>16</b>	<b>Heavy construction other than building</b> .....	<b>8</b>
1611	Highway & street construction, excluding elevated highways .....	4
1622	Bridge, tunnel, & elevated highway construction .....	—
1623	Water, sewer, pipeline, & communications & power lines .....	2
1629	Heavy construction, nec .....	2
<b>17</b>	<b>Special trade contractors</b> .....	<b>33</b>
1711	Plumbing, heating, & air-conditioning .....	6
1721	Painting & paper hanging .....	—
1731	Electrical work .....	8
1741	Masonry, stone setting, & other stonework .....	—
1742	Plastering, drywall, acoustical, & insulation work .....	2
1743	Terrazzo, tile, marble, & mosaic work .....	—
1751	Carpentry work .....	3
1752	Floor laying & other floor, nec .....	—
1761	Roofing, siding, & sheet metal work .....	2
1771	Concrete work .....	3
1781	Water well drilling .....	1
1791	Structural steel erection .....	3
1793	Glass & glazing work .....	—
1794	Excavation work .....	1
1795	Wrecking & demolition work .....	—
1796	Installation or erection of building equipment, nec .....	3
1799	Special trade contractors, nec .....	1
<b>6552</b>	<b>Subdividers and developers, nec (ex cemeteries)</b> .....	<b>1</b>

**Table 1. Establishments by Industry for Municipios: 1997—Con.**

[For meaning of abbreviations and symbols, see introductory text. For explanation of terms, see Appendix A]

SIC code	Municipio and industry	Establishments (number)
	<b>Camuy</b>	
	<b>Construction Industries and Subdividers and Developers</b> .....	<b>16</b>
<b>15</b>	<b>General building contractors &amp; operative builders</b> .....	<b>10</b>
1521	Single-family housing construction .....	7
1522	Residential construction, nec .....	—
1531	Operative builders .....	—
1541	Industrial building & warehouses .....	1
1542	Nonresidential construction, nec .....	2
<b>16</b>	<b>Heavy construction other than building</b> .....	<b>—</b>
1611	Highway & street construction, excluding elevated highways .....	—
1622	Bridge, tunnel, & elevated highway construction .....	—
1623	Water, sewer, pipeline, & communications & power lines .....	—
1629	Heavy construction, nec .....	—
<b>17</b>	<b>Special trade contractors</b> .....	<b>6</b>
1711	Plumbing, heating, & air-conditioning .....	—
1721	Painting & paper hanging .....	2
1731	Electrical work .....	1
1741	Masonry, stone setting, & other stonework .....	—
1742	Plastering, drywall, acoustical, & insulation work .....	—
1743	Terrazzo, tile, marble, & mosaic work .....	—
1751	Carpentry work .....	—
1752	Floor laying & other floor, nec .....	—
1761	Roofing, siding, & sheet metal work .....	1
1771	Concrete work .....	—
1781	Water well drilling .....	—
1791	Structural steel erection .....	1
1793	Glass & glazing work .....	—
1794	Excavation work .....	—
1795	Wrecking & demolition work .....	—
1796	Installation or erection of building equipment, nec .....	—
1799	Special trade contractors, nec .....	1
<b>6552</b>	<b>Subdividers and developers, nec (ex cemeteries)</b> .....	<b>—</b>
	<b>Canóvanas</b>	
	<b>Construction Industries and Subdividers and Developers</b> .....	<b>9</b>
<b>15</b>	<b>General building contractors &amp; operative builders</b> .....	<b>3</b>
1521	Single-family housing construction .....	2
1522	Residential construction, nec .....	—
1531	Operative builders .....	—
1541	Industrial building & warehouses .....	—
1542	Nonresidential construction, nec .....	1
<b>16</b>	<b>Heavy construction other than building</b> .....	<b>1</b>
1611	Highway & street construction, excluding elevated highways .....	1
1622	Bridge, tunnel, & elevated highway construction .....	—
1623	Water, sewer, pipeline, & communications & power lines .....	—
1629	Heavy construction, nec .....	—
<b>17</b>	<b>Special trade contractors</b> .....	<b>5</b>
1711	Plumbing, heating, & air-conditioning .....	2
1721	Painting & paper hanging .....	—
1731	Electrical work .....	1
1741	Masonry, stone setting, & other stonework .....	—
1742	Plastering, drywall, acoustical, & insulation work .....	—
1743	Terrazzo, tile, marble, & mosaic work .....	—
1751	Carpentry work .....	—
1752	Floor laying & other floor, nec .....	—
1761	Roofing, siding, & sheet metal work .....	1
1771	Concrete work .....	—
1781	Water well drilling .....	—
1791	Structural steel erection .....	—
1793	Glass & glazing work .....	—
1794	Excavation work .....	1
1795	Wrecking & demolition work .....	—
1796	Installation or erection of building equipment, nec .....	—
1799	Special trade contractors, nec .....	—
<b>6552</b>	<b>Subdividers and developers, nec (ex cemeteries)</b> .....	<b>—</b>

**Table 1. Establishments by Industry for Municipios: 1997—Con.**

[For meaning of abbreviations and symbols, see introductory text. For explanation of terms, see Appendix A]

SIC code	Municipio and industry	Establishments (number)
<b>Carolina</b>		
	<b>Construction Industries and Subdividers and Developers</b> .....	<b>96</b>
<b>15</b>	<b>General building contractors &amp; operative builders</b> .....	<b>22</b>
1521	Single-family housing construction .....	11
1522	Residential construction, nec .....	3
1531	Operative builders .....	—
1541	Industrial building & warehouses .....	3
1542	Nonresidential construction, nec .....	5
<b>16</b>	<b>Heavy construction other than building</b> .....	<b>10</b>
1611	Highway & street construction, excluding elevated highways .....	7
1622	Bridge, tunnel, & elevated highway construction .....	—
1623	Water, sewer, pipeline, & communications & power lines .....	2
1629	Heavy construction, nec .....	1
<b>17</b>	<b>Special trade contractors</b> .....	<b>59</b>
1711	Plumbing, heating, & air-conditioning .....	13
1721	Painting & paper hanging .....	5
1731	Electrical work .....	15
1741	Masonry, stone setting, & other stonework .....	—
1742	Plastering, drywall, acoustical, & insulation work .....	8
1743	Terrazzo, tile, marble, & mosaic work .....	—
1751	Carpentry work .....	—
1752	Floor laying & other floor, nec .....	1
1761	Roofing, siding, & sheet metal work .....	2
1771	Concrete work .....	2
1781	Water well drilling .....	—
1791	Structural steel erection .....	3
1793	Glass & glazing work .....	—
1794	Excavation work .....	1
1795	Wrecking & demolition work .....	—
1796	Installation or erection of building equipment, nec .....	7
1799	Special trade contractors, nec .....	2
<b>6552</b>	<b>Subdividers and developers, nec (ex cemeteries)</b> .....	<b>5</b>
<b>Cataño</b>		
	<b>Construction Industries and Subdividers and Developers</b> .....	<b>14</b>
<b>15</b>	<b>General building contractors &amp; operative builders</b> .....	<b>3</b>
1521	Single-family housing construction .....	3
1522	Residential construction, nec .....	—
1531	Operative builders .....	—
1541	Industrial building & warehouses .....	—
1542	Nonresidential construction, nec .....	—
<b>16</b>	<b>Heavy construction other than building</b> .....	<b>—</b>
1611	Highway & street construction, excluding elevated highways .....	—
1622	Bridge, tunnel, & elevated highway construction .....	—
1623	Water, sewer, pipeline, & communications & power lines .....	—
1629	Heavy construction, nec .....	—
<b>17</b>	<b>Special trade contractors</b> .....	<b>10</b>
1711	Plumbing, heating, & air-conditioning .....	3
1721	Painting & paper hanging .....	—
1731	Electrical work .....	1
1741	Masonry, stone setting, & other stonework .....	—
1742	Plastering, drywall, acoustical, & insulation work .....	1
1743	Terrazzo, tile, marble, & mosaic work .....	—
1751	Carpentry work .....	—
1752	Floor laying & other floor, nec .....	—
1761	Roofing, siding, & sheet metal work .....	2
1771	Concrete work .....	—
1781	Water well drilling .....	—
1791	Structural steel erection .....	2
1793	Glass & glazing work .....	—
1794	Excavation work .....	—
1795	Wrecking & demolition work .....	—
1796	Installation or erection of building equipment, nec .....	—
1799	Special trade contractors, nec .....	1
<b>6552</b>	<b>Subdividers and developers, nec (ex cemeteries)</b> .....	<b>1</b>

**Table 1. Establishments by Industry for Municipios: 1997—Con.**

[For meaning of abbreviations and symbols, see introductory text. For explanation of terms, see Appendix A]

SIC code	Municipio and industry	Establishments (number)
	<b>Cayey</b>	
	<b>Construction Industries and Subdividers and Developers</b> .....	<b>15</b>
<b>15</b>	<b>General building contractors &amp; operative builders</b> .....	<b>2</b>
1521	Single-family housing construction .....	2
1522	Residential construction, nec .....	—
1531	Operative builders .....	—
1541	Industrial building & warehouses .....	—
1542	Nonresidential construction, nec .....	—
<b>16</b>	<b>Heavy construction other than building</b> .....	<b>3</b>
1611	Highway & street construction, excluding elevated highways .....	—
1622	Bridge, tunnel, & elevated highway construction .....	—
1623	Water, sewer, pipeline, & communications & power lines .....	3
1629	Heavy construction, nec .....	—
<b>17</b>	<b>Special trade contractors</b> .....	<b>9</b>
1711	Plumbing, heating, & air-conditioning .....	1
1721	Painting & paper hanging .....	—
1731	Electrical work .....	3
1741	Masonry, stone setting, & other stonework .....	—
1742	Plastering, drywall, acoustical, & insulation work .....	1
1743	Terrazzo, tile, marble, & mosaic work .....	—
1751	Carpentry work .....	—
1752	Floor laying & other floor, nec .....	—
1761	Roofing, siding, & sheet metal work .....	1
1771	Concrete work .....	1
1781	Water well drilling .....	—
1791	Structural steel erection .....	—
1793	Glass & glazing work .....	—
1794	Excavation work .....	1
1795	Wrecking & demolition work .....	—
1796	Installation or erection of building equipment, nec .....	—
1799	Special trade contractors, nec .....	1
<b>6552</b>	<b>Subdividers and developers, nec (ex cemeteries)</b> .....	<b>1</b>
	<b>Ceiba</b>	
	<b>Construction Industries and Subdividers and Developers</b> .....	<b>3</b>
<b>15</b>	<b>General building contractors &amp; operative builders</b> .....	<b>1</b>
1521	Single-family housing construction .....	1
1522	Residential construction, nec .....	—
1531	Operative builders .....	—
1541	Industrial building & warehouses .....	—
1542	Nonresidential construction, nec .....	—
<b>16</b>	<b>Heavy construction other than building</b> .....	<b>1</b>
1611	Highway & street construction, excluding elevated highways .....	1
1622	Bridge, tunnel, & elevated highway construction .....	—
1623	Water, sewer, pipeline, & communications & power lines .....	—
1629	Heavy construction, nec .....	—
<b>17</b>	<b>Special trade contractors</b> .....	<b>1</b>
1711	Plumbing, heating, & air-conditioning .....	—
1721	Painting & paper hanging .....	—
1731	Electrical work .....	—
1741	Masonry, stone setting, & other stonework .....	—
1742	Plastering, drywall, acoustical, & insulation work .....	—
1743	Terrazzo, tile, marble, & mosaic work .....	—
1751	Carpentry work .....	—
1752	Floor laying & other floor, nec .....	—
1761	Roofing, siding, & sheet metal work .....	—
1771	Concrete work .....	1
1781	Water well drilling .....	—
1791	Structural steel erection .....	—
1793	Glass & glazing work .....	—
1794	Excavation work .....	—
1795	Wrecking & demolition work .....	—
1796	Installation or erection of building equipment, nec .....	—
1799	Special trade contractors, nec .....	—
<b>6552</b>	<b>Subdividers and developers, nec (ex cemeteries)</b> .....	<b>—</b>



**Table 1. Establishments by Industry for Municipios: 1997—Con.**

[For meaning of abbreviations and symbols, see introductory text. For explanation of terms, see Appendix A]

SIC code	Municipio and industry	Establishments (number)
	<b>Ciales</b>	
	<b>Construction Industries and Subdividers and Developers</b> .....	<b>10</b>
<b>15</b>	<b>General building contractors &amp; operative builders</b> .....	<b>7</b>
1521	Single-family housing construction .....	5
1522	Residential construction, nec .....	1
1531	Operative builders .....	—
1541	Industrial building & warehouses .....	—
1542	Nonresidential construction, nec .....	1
<b>16</b>	<b>Heavy construction other than building</b> .....	<b>2</b>
1611	Highway & street construction, excluding elevated highways .....	1
1622	Bridge, tunnel, & elevated highway construction .....	1
1623	Water, sewer, pipeline, & communications & power lines .....	—
1629	Heavy construction, nec .....	—
<b>17</b>	<b>Special trade contractors</b> .....	<b>1</b>
1711	Plumbing, heating, & air-conditioning .....	—
1721	Painting & paper hanging .....	—
1731	Electrical work .....	—
1741	Masonry, stone setting, & other stonework .....	—
1742	Plastering, drywall, acoustical, & insulation work .....	—
1743	Terrazzo, tile, marble, & mosaic work .....	—
1751	Carpentry work .....	—
1752	Floor laying & other floor, nec .....	—
1761	Roofing, siding, & sheet metal work .....	—
1771	Concrete work .....	—
1781	Water well drilling .....	—
1791	Structural steel erection .....	—
1793	Glass & glazing work .....	—
1794	Excavation work .....	—
1795	Wrecking & demolition work .....	—
1796	Installation or erection of building equipment, nec .....	—
1799	Special trade contractors, nec .....	1
<b>6552</b>	<b>Subdividers and developers, nec (ex cemeteries)</b> .....	<b>—</b>
	<b>Cidra</b>	
	<b>Construction Industries and Subdividers and Developers</b> .....	<b>15</b>
<b>15</b>	<b>General building contractors &amp; operative builders</b> .....	<b>9</b>
1521	Single-family housing construction .....	4
1522	Residential construction, nec .....	—
1531	Operative builders .....	2
1541	Industrial building & warehouses .....	1
1542	Nonresidential construction, nec .....	2
<b>16</b>	<b>Heavy construction other than building</b> .....	<b>2</b>
1611	Highway & street construction, excluding elevated highways .....	1
1622	Bridge, tunnel, & elevated highway construction .....	—
1623	Water, sewer, pipeline, & communications & power lines .....	1
1629	Heavy construction, nec .....	—
<b>17</b>	<b>Special trade contractors</b> .....	<b>4</b>
1711	Plumbing, heating, & air-conditioning .....	1
1721	Painting & paper hanging .....	—
1731	Electrical work .....	2
1741	Masonry, stone setting, & other stonework .....	—
1742	Plastering, drywall, acoustical, & insulation work .....	—
1743	Terrazzo, tile, marble, & mosaic work .....	—
1751	Carpentry work .....	—
1752	Floor laying & other floor, nec .....	—
1761	Roofing, siding, & sheet metal work .....	—
1771	Concrete work .....	1
1781	Water well drilling .....	—
1791	Structural steel erection .....	—
1793	Glass & glazing work .....	—
1794	Excavation work .....	—
1795	Wrecking & demolition work .....	—
1796	Installation or erection of building equipment, nec .....	—
1799	Special trade contractors, nec .....	—
<b>6552</b>	<b>Subdividers and developers, nec (ex cemeteries)</b> .....	<b>—</b>

**Table 1. Establishments by Industry for Municipios: 1997—Con.**

[For meaning of abbreviations and symbols, see introductory text. For explanation of terms, see Appendix A]

SIC code	Municipio and industry	Establishments (number)
	<b>Coamo</b>	
	<b>Construction Industries and Subdividers and Developers</b> .....	<b>14</b>
<b>15</b>	<b>General building contractors &amp; operative builders</b> .....	<b>9</b>
1521	Single-family housing construction .....	4
1522	Residential construction, nec .....	1
1531	Operative builders .....	—
1541	Industrial building & warehouses .....	—
1542	Nonresidential construction, nec .....	4
<b>16</b>	<b>Heavy construction other than building</b> .....	<b>1</b>
1611	Highway & street construction, excluding elevated highways .....	—
1622	Bridge, tunnel, & elevated highway construction .....	—
1623	Water, sewer, pipeline, & communications & power lines .....	1
1629	Heavy construction, nec .....	—
<b>17</b>	<b>Special trade contractors</b> .....	<b>4</b>
1711	Plumbing, heating, & air-conditioning .....	1
1721	Painting & paper hanging .....	—
1731	Electrical work .....	1
1741	Masonry, stone setting, & other stonework .....	—
1742	Plastering, drywall, acoustical, & insulation work .....	—
1743	Terrazzo, tile, marble, & mosaic work .....	—
1751	Carpentry work .....	—
1752	Floor laying & other floor, nec .....	—
1761	Roofing, siding, & sheet metal work .....	—
1771	Concrete work .....	—
1781	Water well drilling .....	—
1791	Structural steel erection .....	—
1793	Glass & glazing work .....	—
1794	Excavation work .....	—
1795	Wrecking & demolition work .....	—
1796	Installation or erection of building equipment, nec .....	—
1799	Special trade contractors, nec .....	2
<b>6552</b>	<b>Subdividers and developers, nec (ex cemeteries)</b> .....	<b>—</b>
	<b>Comerio</b>	
	<b>Construction Industries and Subdividers and Developers</b> .....	<b>5</b>
<b>15</b>	<b>General building contractors &amp; operative builders</b> .....	<b>1</b>
1521	Single-family housing construction .....	—
1522	Residential construction, nec .....	—
1531	Operative builders .....	—
1541	Industrial building & warehouses .....	—
1542	Nonresidential construction, nec .....	1
<b>16</b>	<b>Heavy construction other than building</b> .....	<b>—</b>
1611	Highway & street construction, excluding elevated highways .....	—
1622	Bridge, tunnel, & elevated highway construction .....	—
1623	Water, sewer, pipeline, & communications & power lines .....	—
1629	Heavy construction, nec .....	—
<b>17</b>	<b>Special trade contractors</b> .....	<b>4</b>
1711	Plumbing, heating, & air-conditioning .....	—
1721	Painting & paper hanging .....	—
1731	Electrical work .....	3
1741	Masonry, stone setting, & other stonework .....	—
1742	Plastering, drywall, acoustical, & insulation work .....	—
1743	Terrazzo, tile, marble, & mosaic work .....	—
1751	Carpentry work .....	—
1752	Floor laying & other floor, nec .....	—
1761	Roofing, siding, & sheet metal work .....	—
1771	Concrete work .....	—
1781	Water well drilling .....	—
1791	Structural steel erection .....	—
1793	Glass & glazing work .....	—
1794	Excavation work .....	—
1795	Wrecking & demolition work .....	—
1796	Installation or erection of building equipment, nec .....	—
1799	Special trade contractors, nec .....	1
<b>6552</b>	<b>Subdividers and developers, nec (ex cemeteries)</b> .....	<b>—</b>

**Table 1. Establishments by Industry for Municipios: 1997—Con.**

[For meaning of abbreviations and symbols, see introductory text. For explanation of terms, see Appendix A]

SIC code	Municipio and industry	Establishments (number)
	<b>Corozal</b>	
	<b>Construction Industries and Subdividers and Developers</b> .....	<b>14</b>
<b>15</b>	<b>General building contractors &amp; operative builders</b> .....	<b>6</b>
1521	Single-family housing construction .....	2
1522	Residential construction, nec .....	1
1531	Operative builders .....	—
1541	Industrial building & warehouses .....	2
1542	Nonresidential construction, nec .....	1
<b>16</b>	<b>Heavy construction other than building</b> .....	<b>—</b>
1611	Highway & street construction, excluding elevated highways .....	—
1622	Bridge, tunnel, & elevated highway construction .....	—
1623	Water, sewer, pipeline, & communications & power lines .....	—
1629	Heavy construction, nec .....	—
<b>17</b>	<b>Special trade contractors</b> .....	<b>8</b>
1711	Plumbing, heating, & air-conditioning .....	—
1721	Painting & paper hanging .....	1
1731	Electrical work .....	3
1741	Masonry, stone setting, & other stonework .....	—
1742	Plastering, drywall, acoustical, & insulation work .....	—
1743	Terrazzo, tile, marble, & mosaic work .....	—
1751	Carpentry work .....	—
1752	Floor laying & other floor, nec .....	—
1761	Roofing, siding, & sheet metal work .....	1
1771	Concrete work .....	1
1781	Water well drilling .....	—
1791	Structural steel erection .....	—
1793	Glass & glazing work .....	1
1794	Excavation work .....	—
1795	Wrecking & demolition work .....	—
1796	Installation or erection of building equipment, nec .....	—
1799	Special trade contractors, nec .....	1
<b>6552</b>	<b>Subdividers and developers, nec (ex cemeteries)</b> .....	<b>—</b>
	<b>Culebra</b>	
	<b>Construction Industries and Subdividers and Developers</b> .....	<b>1</b>
<b>15</b>	<b>General building contractors &amp; operative builders</b> .....	<b>—</b>
1521	Single-family housing construction .....	—
1522	Residential construction, nec .....	—
1531	Operative builders .....	—
1541	Industrial building & warehouses .....	—
1542	Nonresidential construction, nec .....	—
<b>16</b>	<b>Heavy construction other than building</b> .....	<b>—</b>
1611	Highway & street construction, excluding elevated highways .....	—
1622	Bridge, tunnel, & elevated highway construction .....	—
1623	Water, sewer, pipeline, & communications & power lines .....	—
1629	Heavy construction, nec .....	—
<b>17</b>	<b>Special trade contractors</b> .....	<b>1</b>
1711	Plumbing, heating, & air-conditioning .....	—
1721	Painting & paper hanging .....	—
1731	Electrical work .....	—
1741	Masonry, stone setting, & other stonework .....	—
1742	Plastering, drywall, acoustical, & insulation work .....	—
1743	Terrazzo, tile, marble, & mosaic work .....	—
1751	Carpentry work .....	1
1752	Floor laying & other floor, nec .....	—
1761	Roofing, siding, & sheet metal work .....	—
1771	Concrete work .....	—
1781	Water well drilling .....	—
1791	Structural steel erection .....	—
1793	Glass & glazing work .....	—
1794	Excavation work .....	—
1795	Wrecking & demolition work .....	—
1796	Installation or erection of building equipment, nec .....	—
1799	Special trade contractors, nec .....	—
<b>6552</b>	<b>Subdividers and developers, nec (ex cemeteries)</b> .....	<b>—</b>

**Table 1. Establishments by Industry for Municipios: 1997—Con.**

[For meaning of abbreviations and symbols, see introductory text. For explanation of terms, see Appendix A]

SIC code	Municipio and industry	Establishments (number)
	<b>Dorado</b>	
	<b>Construction Industries and Subdividers and Developers</b> .....	<b>12</b>
<b>15</b>	<b>General building contractors &amp; operative builders</b> .....	<b>4</b>
1521	Single-family housing construction .....	2
1522	Residential construction, nec .....	1
1531	Operative builders .....	1
1541	Industrial building & warehouses .....	—
1542	Nonresidential construction, nec .....	1
<b>16</b>	<b>Heavy construction other than building</b> .....	<b>—</b>
1611	Highway & street construction, excluding elevated highways .....	—
1622	Bridge, tunnel, & elevated highway construction .....	—
1623	Water, sewer, pipeline, & communications & power lines .....	—
1629	Heavy construction, nec .....	—
<b>17</b>	<b>Special trade contractors</b> .....	<b>8</b>
1711	Plumbing, heating, & air-conditioning .....	2
1721	Painting & paper hanging .....	—
1731	Electrical work .....	2
1741	Masonry, stone setting, & other stonework .....	—
1742	Plastering, drywall, acoustical, & insulation work .....	—
1743	Terrazzo, tile, marble, & mosaic work .....	—
1751	Carpentry work .....	1
1752	Floor laying & other floor, nec .....	—
1761	Roofing, siding, & sheet metal work .....	1
1771	Concrete work .....	1
1781	Water well drilling .....	—
1791	Structural steel erection .....	—
1793	Glass & glazing work .....	—
1794	Excavation work .....	1
1795	Wrecking & demolition work .....	—
1796	Installation or erection of building equipment, nec .....	—
1799	Special trade contractors, nec .....	—
<b>6552</b>	<b>Subdividers and developers, nec (ex cemeteries)</b> .....	<b>—</b>
	<b>Fajardo</b>	
	<b>Construction Industries and Subdividers and Developers</b> .....	<b>14</b>
<b>15</b>	<b>General building contractors &amp; operative builders</b> .....	<b>6</b>
1521	Single-family housing construction .....	2
1522	Residential construction, nec .....	1
1531	Operative builders .....	1
1541	Industrial building & warehouses .....	1
1542	Nonresidential construction, nec .....	2
<b>16</b>	<b>Heavy construction other than building</b> .....	<b>—</b>
1611	Highway & street construction, excluding elevated highways .....	—
1622	Bridge, tunnel, & elevated highway construction .....	—
1623	Water, sewer, pipeline, & communications & power lines .....	—
1629	Heavy construction, nec .....	—
<b>17</b>	<b>Special trade contractors</b> .....	<b>6</b>
1711	Plumbing, heating, & air-conditioning .....	2
1721	Painting & paper hanging .....	—
1731	Electrical work .....	2
1741	Masonry, stone setting, & other stonework .....	—
1742	Plastering, drywall, acoustical, & insulation work .....	—
1743	Terrazzo, tile, marble, & mosaic work .....	—
1751	Carpentry work .....	—
1752	Floor laying & other floor, nec .....	1
1761	Roofing, siding, & sheet metal work .....	—
1771	Concrete work .....	—
1781	Water well drilling .....	—
1791	Structural steel erection .....	—
1793	Glass & glazing work .....	—
1794	Excavation work .....	—
1795	Wrecking & demolition work .....	—
1796	Installation or erection of building equipment, nec .....	—
1799	Special trade contractors, nec .....	1
<b>6552</b>	<b>Subdividers and developers, nec (ex cemeteries)</b> .....	<b>2</b>

**Table 1. Establishments by Industry for Municipios: 1997—Con.**

[For meaning of abbreviations and symbols, see introductory text. For explanation of terms, see Appendix A]

SIC code	Municipio and industry	Establishments (number)
<b>Florida</b>		
	<b>Construction Industries and Subdividers and Developers</b> .....	<b>3</b>
<b>15</b>	<b>General building contractors &amp; operative builders</b> .....	<b>1</b>
1521	Single-family housing construction .....	—
1522	Residential construction, nec .....	—
1531	Operative builders .....	—
1541	Industrial building & warehouses .....	—
1542	Nonresidential construction, nec .....	1
<b>16</b>	<b>Heavy construction other than building</b> .....	<b>—</b>
1611	Highway & street construction, excluding elevated highways .....	—
1622	Bridge, tunnel, & elevated highway construction .....	—
1623	Water, sewer, pipeline, & communications & power lines .....	—
1629	Heavy construction, nec .....	—
<b>17</b>	<b>Special trade contractors</b> .....	<b>2</b>
1711	Plumbing, heating, & air-conditioning .....	—
1721	Painting & paper hanging .....	1
1731	Electrical work .....	—
1741	Masonry, stone setting, & other stonework .....	—
1742	Plastering, drywall, acoustical, & insulation work .....	—
1743	Terrazzo, tile, marble, & mosaic work .....	—
1751	Carpentry work .....	—
1752	Floor laying & other floor, nec .....	—
1761	Roofing, siding, & sheet metal work .....	—
1771	Concrete work .....	1
1781	Water well drilling .....	—
1791	Structural steel erection .....	—
1793	Glass & glazing work .....	—
1794	Excavation work .....	—
1795	Wrecking & demolition work .....	—
1796	Installation or erection of building equipment, nec .....	—
1799	Special trade contractors, nec .....	—
<b>6552</b>	<b>Subdividers and developers, nec (ex cemeteries)</b> .....	<b>—</b>
<b>Guánica</b>		
	<b>Construction Industries and Subdividers and Developers</b> .....	<b>7</b>
<b>15</b>	<b>General building contractors &amp; operative builders</b> .....	<b>2</b>
1521	Single-family housing construction .....	1
1522	Residential construction, nec .....	—
1531	Operative builders .....	—
1541	Industrial building & warehouses .....	1
1542	Nonresidential construction, nec .....	—
<b>16</b>	<b>Heavy construction other than building</b> .....	<b>—</b>
1611	Highway & street construction, excluding elevated highways .....	—
1622	Bridge, tunnel, & elevated highway construction .....	—
1623	Water, sewer, pipeline, & communications & power lines .....	—
1629	Heavy construction, nec .....	—
<b>17</b>	<b>Special trade contractors</b> .....	<b>5</b>
1711	Plumbing, heating, & air-conditioning .....	1
1721	Painting & paper hanging .....	1
1731	Electrical work .....	—
1741	Masonry, stone setting, & other stonework .....	—
1742	Plastering, drywall, acoustical, & insulation work .....	—
1743	Terrazzo, tile, marble, & mosaic work .....	—
1751	Carpentry work .....	1
1752	Floor laying & other floor, nec .....	—
1761	Roofing, siding, & sheet metal work .....	—
1771	Concrete work .....	—
1781	Water well drilling .....	—
1791	Structural steel erection .....	1
1793	Glass & glazing work .....	—
1794	Excavation work .....	—
1795	Wrecking & demolition work .....	—
1796	Installation or erection of building equipment, nec .....	—
1799	Special trade contractors, nec .....	1
<b>6552</b>	<b>Subdividers and developers, nec (ex cemeteries)</b> .....	<b>—</b>

**Table 1. Establishments by Industry for Municipios: 1997—Con.**

[For meaning of abbreviations and symbols, see introductory text. For explanation of terms, see Appendix A]

SIC code	Municipio and industry	Establishments (number)
<b>Guayama</b>		
	<b>Construction Industries and Subdividers and Developers</b> .....	<b>16</b>
<b>15</b>	<b>General building contractors &amp; operative builders</b> .....	<b>7</b>
1521	Single-family housing construction .....	5
1522	Residential construction, nec .....	—
1531	Operative builders .....	—
1541	Industrial building & warehouses .....	1
1542	Nonresidential construction, nec .....	1
<b>16</b>	<b>Heavy construction other than building</b> .....	<b>4</b>
1611	Highway & street construction, excluding elevated highways .....	3
1622	Bridge, tunnel, & elevated highway construction .....	—
1623	Water, sewer, pipeline, & communications & power lines .....	—
1629	Heavy construction, nec .....	1
<b>17</b>	<b>Special trade contractors</b> .....	<b>5</b>
1711	Plumbing, heating, & air-conditioning .....	—
1721	Painting & paper hanging .....	—
1731	Electrical work .....	2
1741	Masonry, stone setting, & other stonework .....	—
1742	Plastering, drywall, acoustical, & insulation work .....	—
1743	Terrazzo, tile, marble, & mosaic work .....	—
1751	Carpentry work .....	1
1752	Floor laying & other floor, nec .....	—
1761	Roofing, siding, & sheet metal work .....	1
1771	Concrete work .....	—
1781	Water well drilling .....	—
1791	Structural steel erection .....	—
1793	Glass & glazing work .....	—
1794	Excavation work .....	—
1795	Wrecking & demolition work .....	—
1796	Installation or erection of building equipment, nec .....	—
1799	Special trade contractors, nec .....	1
<b>6552</b>	<b>Subdividers and developers, nec (ex cemeteries)</b> .....	<b>—</b>
<b>Guayanilla</b>		
	<b>Construction Industries and Subdividers and Developers</b> .....	<b>2</b>
<b>15</b>	<b>General building contractors &amp; operative builders</b> .....	<b>1</b>
1521	Single-family housing construction .....	1
1522	Residential construction, nec .....	—
1531	Operative builders .....	—
1541	Industrial building & warehouses .....	—
1542	Nonresidential construction, nec .....	—
<b>16</b>	<b>Heavy construction other than building</b> .....	<b>1</b>
1611	Highway & street construction, excluding elevated highways .....	—
1622	Bridge, tunnel, & elevated highway construction .....	—
1623	Water, sewer, pipeline, & communications & power lines .....	—
1629	Heavy construction, nec .....	1
<b>17</b>	<b>Special trade contractors</b> .....	<b>—</b>
1711	Plumbing, heating, & air-conditioning .....	—
1721	Painting & paper hanging .....	—
1731	Electrical work .....	—
1741	Masonry, stone setting, & other stonework .....	—
1742	Plastering, drywall, acoustical, & insulation work .....	—
1743	Terrazzo, tile, marble, & mosaic work .....	—
1751	Carpentry work .....	—
1752	Floor laying & other floor, nec .....	—
1761	Roofing, siding, & sheet metal work .....	—
1771	Concrete work .....	—
1781	Water well drilling .....	—
1791	Structural steel erection .....	—
1793	Glass & glazing work .....	—
1794	Excavation work .....	—
1795	Wrecking & demolition work .....	—
1796	Installation or erection of building equipment, nec .....	—
1799	Special trade contractors, nec .....	—
<b>6552</b>	<b>Subdividers and developers, nec (ex cemeteries)</b> .....	<b>—</b>

**Table 1. Establishments by Industry for Municipios: 1997—Con.**

[For meaning of abbreviations and symbols, see introductory text. For explanation of terms, see Appendix A]

SIC code	Municipio and industry	Establishments (number)
	<b>Guaynabo</b>	
	<b>Construction Industries and Subdividers and Developers</b> .....	<b>120</b>
<b>15</b>	<b>General building contractors &amp; operative builders</b> .....	<b>51</b>
1521	Single-family housing construction .....	16
1522	Residential construction, nec .....	4
1531	Operative builders .....	6
1541	Industrial building & warehouses .....	7
1542	Nonresidential construction, nec .....	18
<b>16</b>	<b>Heavy construction other than building</b> .....	<b>17</b>
1611	Highway & street construction, excluding elevated highways .....	5
1622	Bridge, tunnel, & elevated highway construction .....	2
1623	Water, sewer, pipeline, & communications & power lines .....	5
1629	Heavy construction, nec .....	5
<b>17</b>	<b>Special trade contractors</b> .....	<b>48</b>
1711	Plumbing, heating, & air-conditioning .....	15
1721	Painting & paper hanging .....	3
1731	Electrical work .....	13
1741	Masonry, stone setting, & other stonework .....	—
1742	Plastering, drywall, acoustical, & insulation work .....	2
1743	Terrazzo, tile, marble, & mosaic work .....	1
1751	Carpentry work .....	—
1752	Floor laying & other floor, nec .....	1
1761	Roofing, siding, & sheet metal work .....	3
1771	Concrete work .....	4
1781	Water well drilling .....	—
1791	Structural steel erection .....	3
1793	Glass & glazing work .....	—
1794	Excavation work .....	1
1795	Wrecking & demolition work .....	—
1796	Installation or erection of building equipment, nec .....	1
1799	Special trade contractors, nec .....	1
<b>6552</b>	<b>Subdividers and developers, nec (ex cemeteries)</b> .....	<b>4</b>
	<b>Gurabo</b>	
	<b>Construction Industries and Subdividers and Developers</b> .....	<b>11</b>
<b>15</b>	<b>General building contractors &amp; operative builders</b> .....	<b>1</b>
1521	Single-family housing construction .....	—
1522	Residential construction, nec .....	—
1531	Operative builders .....	—
1541	Industrial building & warehouses .....	—
1542	Nonresidential construction, nec .....	1
<b>16</b>	<b>Heavy construction other than building</b> .....	<b>3</b>
1611	Highway & street construction, excluding elevated highways .....	2
1622	Bridge, tunnel, & elevated highway construction .....	—
1623	Water, sewer, pipeline, & communications & power lines .....	—
1629	Heavy construction, nec .....	1
<b>17</b>	<b>Special trade contractors</b> .....	<b>7</b>
1711	Plumbing, heating, & air-conditioning .....	2
1721	Painting & paper hanging .....	—
1731	Electrical work .....	4
1741	Masonry, stone setting, & other stonework .....	—
1742	Plastering, drywall, acoustical, & insulation work .....	—
1743	Terrazzo, tile, marble, & mosaic work .....	—
1751	Carpentry work .....	—
1752	Floor laying & other floor, nec .....	—
1761	Roofing, siding, & sheet metal work .....	—
1771	Concrete work .....	—
1781	Water well drilling .....	—
1791	Structural steel erection .....	1
1793	Glass & glazing work .....	—
1794	Excavation work .....	—
1795	Wrecking & demolition work .....	—
1796	Installation or erection of building equipment, nec .....	—
1799	Special trade contractors, nec .....	—
<b>6552</b>	<b>Subdividers and developers, nec (ex cemeteries)</b> .....	<b>—</b>

**Table 1. Establishments by Industry for Municipios: 1997—Con.**

[For meaning of abbreviations and symbols, see introductory text. For explanation of terms, see Appendix A]

SIC code	Municipio and industry	Establishments (number)
	<b>Hatillo</b>	
	<b>Construction Industries and Subdividers and Developers</b> .....	<b>14</b>
<b>15</b>	<b>General building contractors &amp; operative builders</b> .....	<b>9</b>
1521	Single-family housing construction .....	4
1522	Residential construction, nec .....	—
1531	Operative builders .....	—
1541	Industrial building & warehouses .....	3
1542	Nonresidential construction, nec .....	2
<b>16</b>	<b>Heavy construction other than building</b> .....	<b>—</b>
1611	Highway & street construction, excluding elevated highways .....	—
1622	Bridge, tunnel, & elevated highway construction .....	—
1623	Water, sewer, pipeline, & communications & power lines .....	—
1629	Heavy construction, nec .....	—
<b>17</b>	<b>Special trade contractors</b> .....	<b>5</b>
1711	Plumbing, heating, & air-conditioning .....	—
1721	Painting & paper hanging .....	—
1731	Electrical work .....	—
1741	Masonry, stone setting, & other stonework .....	—
1742	Plastering, drywall, acoustical, & insulation work .....	1
1743	Terrazzo, tile, marble, & mosaic work .....	—
1751	Carpentry work .....	—
1752	Floor laying & other floor, nec .....	—
1761	Roofing, siding, & sheet metal work .....	1
1771	Concrete work .....	1
1781	Water well drilling .....	—
1791	Structural steel erection .....	—
1793	Glass & glazing work .....	—
1794	Excavation work .....	—
1795	Wrecking & demolition work .....	—
1796	Installation or erection of building equipment, nec .....	1
1799	Special trade contractors, nec .....	1
<b>6552</b>	<b>Subdividers and developers, nec (ex cemeteries)</b> .....	<b>—</b>
	<b>Hormigueros</b>	
	<b>Construction Industries and Subdividers and Developers</b> .....	<b>7</b>
<b>15</b>	<b>General building contractors &amp; operative builders</b> .....	<b>4</b>
1521	Single-family housing construction .....	3
1522	Residential construction, nec .....	—
1531	Operative builders .....	—
1541	Industrial building & warehouses .....	—
1542	Nonresidential construction, nec .....	1
<b>16</b>	<b>Heavy construction other than building</b> .....	<b>1</b>
1611	Highway & street construction, excluding elevated highways .....	1
1622	Bridge, tunnel, & elevated highway construction .....	—
1623	Water, sewer, pipeline, & communications & power lines .....	—
1629	Heavy construction, nec .....	—
<b>17</b>	<b>Special trade contractors</b> .....	<b>2</b>
1711	Plumbing, heating, & air-conditioning .....	1
1721	Painting & paper hanging .....	—
1731	Electrical work .....	—
1741	Masonry, stone setting, & other stonework .....	—
1742	Plastering, drywall, acoustical, & insulation work .....	—
1743	Terrazzo, tile, marble, & mosaic work .....	—
1751	Carpentry work .....	—
1752	Floor laying & other floor, nec .....	—
1761	Roofing, siding, & sheet metal work .....	—
1771	Concrete work .....	1
1781	Water well drilling .....	—
1791	Structural steel erection .....	—
1793	Glass & glazing work .....	—
1794	Excavation work .....	—
1795	Wrecking & demolition work .....	—
1796	Installation or erection of building equipment, nec .....	—
1799	Special trade contractors, nec .....	—
<b>6552</b>	<b>Subdividers and developers, nec (ex cemeteries)</b> .....	<b>—</b>



**Table 1. Establishments by Industry for Municipios: 1997—Con.**

[For meaning of abbreviations and symbols, see introductory text. For explanation of terms, see Appendix A]

SIC code	Municipio and industry	Establishments (number)
<b>Humacao</b>		
	<b>Construction Industries and Subdividers and Developers</b> .....	<b>27</b>
<b>15</b>	<b>General building contractors &amp; operative builders</b> .....	<b>11</b>
1521	Single-family housing construction .....	2
1522	Residential construction, nec .....	2
1531	Operative builders .....	—
1541	Industrial building & warehouses .....	4
1542	Nonresidential construction, nec .....	3
<b>16</b>	<b>Heavy construction other than building</b> .....	<b>1</b>
1611	Highway & street construction, excluding elevated highways .....	1
1622	Bridge, tunnel, & elevated highway construction .....	—
1623	Water, sewer, pipeline, & communications & power lines .....	—
1629	Heavy construction, nec .....	—
<b>17</b>	<b>Special trade contractors</b> .....	<b>14</b>
1711	Plumbing, heating, & air-conditioning .....	4
1721	Painting & paper hanging .....	—
1731	Electrical work .....	3
1741	Masonry, stone setting, & other stonework .....	1
1742	Plastering, drywall, acoustical, & insulation work .....	—
1743	Terrazzo, tile, marble, & mosaic work .....	—
1751	Carpentry work .....	2
1752	Floor laying & other floor, nec .....	1
1761	Roofing, siding, & sheet metal work .....	1
1771	Concrete work .....	—
1781	Water well drilling .....	—
1791	Structural steel erection .....	—
1793	Glass & glazing work .....	1
1794	Excavation work .....	—
1795	Wrecking & demolition work .....	—
1796	Installation or erection of building equipment, nec .....	—
1799	Special trade contractors, nec .....	1
<b>6552</b>	<b>Subdividers and developers, nec (ex cemeteries)</b> .....	<b>1</b>
<b>Isabela</b>		
	<b>Construction Industries and Subdividers and Developers</b> .....	<b>14</b>
<b>15</b>	<b>General building contractors &amp; operative builders</b> .....	<b>9</b>
1521	Single-family housing construction .....	6
1522	Residential construction, nec .....	—
1531	Operative builders .....	1
1541	Industrial building & warehouses .....	1
1542	Nonresidential construction, nec .....	1
<b>16</b>	<b>Heavy construction other than building</b> .....	<b>—</b>
1611	Highway & street construction, excluding elevated highways .....	—
1622	Bridge, tunnel, & elevated highway construction .....	—
1623	Water, sewer, pipeline, & communications & power lines .....	—
1629	Heavy construction, nec .....	—
<b>17</b>	<b>Special trade contractors</b> .....	<b>5</b>
1711	Plumbing, heating, & air-conditioning .....	—
1721	Painting & paper hanging .....	2
1731	Electrical work .....	1
1741	Masonry, stone setting, & other stonework .....	—
1742	Plastering, drywall, acoustical, & insulation work .....	—
1743	Terrazzo, tile, marble, & mosaic work .....	—
1751	Carpentry work .....	—
1752	Floor laying & other floor, nec .....	—
1761	Roofing, siding, & sheet metal work .....	—
1771	Concrete work .....	1
1781	Water well drilling .....	—
1791	Structural steel erection .....	—
1793	Glass & glazing work .....	—
1794	Excavation work .....	—
1795	Wrecking & demolition work .....	—
1796	Installation or erection of building equipment, nec .....	—
1799	Special trade contractors, nec .....	1
<b>6552</b>	<b>Subdividers and developers, nec (ex cemeteries)</b> .....	<b>—</b>

**Table 1. Establishments by Industry for Municipios: 1997—Con.**

[For meaning of abbreviations and symbols, see introductory text. For explanation of terms, see Appendix A]

SIC code	Municipio and industry	Establishments (number)
	<b>Jayuya</b>	
	<b>Construction Industries and Subdividers and Developers</b> .....	<b>8</b>
<b>15</b>	<b>General building contractors &amp; operative builders</b> .....	<b>3</b>
1521	Single-family housing construction .....	—
1522	Residential construction, nec .....	1
1531	Operative builders .....	2
1541	Industrial building & warehouses .....	—
1542	Nonresidential construction, nec .....	—
<b>16</b>	<b>Heavy construction other than building</b> .....	<b>2</b>
1611	Highway & street construction, excluding elevated highways .....	1
1622	Bridge, tunnel, & elevated highway construction .....	—
1623	Water, sewer, pipeline, & communications & power lines .....	1
1629	Heavy construction, nec .....	—
<b>17</b>	<b>Special trade contractors</b> .....	<b>3</b>
1711	Plumbing, heating, & air-conditioning .....	—
1721	Painting & paper hanging .....	1
1731	Electrical work .....	1
1741	Masonry, stone setting, & other stonework .....	—
1742	Plastering, drywall, acoustical, & insulation work .....	—
1743	Terrazzo, tile, marble, & mosaic work .....	—
1751	Carpentry work .....	1
1752	Floor laying & other floor, nec .....	—
1761	Roofing, siding, & sheet metal work .....	—
1771	Concrete work .....	—
1781	Water well drilling .....	—
1791	Structural steel erection .....	—
1793	Glass & glazing work .....	—
1794	Excavation work .....	—
1795	Wrecking & demolition work .....	—
1796	Installation or erection of building equipment, nec .....	—
1799	Special trade contractors, nec .....	—
<b>6552</b>	<b>Subdividers and developers, nec (ex cemeteries)</b> .....	<b>—</b>
	<b>Juana Díaz</b>	
	<b>Construction Industries and Subdividers and Developers</b> .....	<b>17</b>
<b>15</b>	<b>General building contractors &amp; operative builders</b> .....	<b>8</b>
1521	Single-family housing construction .....	6
1522	Residential construction, nec .....	1
1531	Operative builders .....	—
1541	Industrial building & warehouses .....	1
1542	Nonresidential construction, nec .....	—
<b>16</b>	<b>Heavy construction other than building</b> .....	<b>1</b>
1611	Highway & street construction, excluding elevated highways .....	1
1622	Bridge, tunnel, & elevated highway construction .....	—
1623	Water, sewer, pipeline, & communications & power lines .....	—
1629	Heavy construction, nec .....	—
<b>17</b>	<b>Special trade contractors</b> .....	<b>8</b>
1711	Plumbing, heating, & air-conditioning .....	—
1721	Painting & paper hanging .....	1
1731	Electrical work .....	1
1741	Masonry, stone setting, & other stonework .....	—
1742	Plastering, drywall, acoustical, & insulation work .....	—
1743	Terrazzo, tile, marble, & mosaic work .....	—
1751	Carpentry work .....	—
1752	Floor laying & other floor, nec .....	—
1761	Roofing, siding, & sheet metal work .....	1
1771	Concrete work .....	4
1781	Water well drilling .....	—
1791	Structural steel erection .....	1
1793	Glass & glazing work .....	—
1794	Excavation work .....	—
1795	Wrecking & demolition work .....	—
1796	Installation or erection of building equipment, nec .....	—
1799	Special trade contractors, nec .....	—
<b>6552</b>	<b>Subdividers and developers, nec (ex cemeteries)</b> .....	<b>—</b>

**Table 1. Establishments by Industry for Municipios: 1997—Con.**

[For meaning of abbreviations and symbols, see introductory text. For explanation of terms, see Appendix A]

SIC code	Municipio and industry	Establishments (number)
	<b>Juncos</b>	
	<b>Construction Industries and Subdividers and Developers</b> .....	<b>13</b>
<b>15</b>	<b>General building contractors &amp; operative builders</b> .....	<b>6</b>
1521	Single-family housing construction .....	3
1522	Residential construction, nec .....	2
1531	Operative builders .....	—
1541	Industrial building & warehouses .....	—
1542	Nonresidential construction, nec .....	1
<b>16</b>	<b>Heavy construction other than building</b> .....	<b>—</b>
1611	Highway & street construction, excluding elevated highways .....	—
1622	Bridge, tunnel, & elevated highway construction .....	—
1623	Water, sewer, pipeline, & communications & power lines .....	—
1629	Heavy construction, nec .....	—
<b>17</b>	<b>Special trade contractors</b> .....	<b>6</b>
1711	Plumbing, heating, & air-conditioning .....	1
1721	Painting & paper hanging .....	1
1731	Electrical work .....	1
1741	Masonry, stone setting, & other stonework .....	—
1742	Plastering, drywall, acoustical, & insulation work .....	—
1743	Terrazzo, tile, marble, & mosaic work .....	—
1751	Carpentry work .....	1
1752	Floor laying & other floor, nec .....	1
1761	Roofing, siding, & sheet metal work .....	—
1771	Concrete work .....	—
1781	Water well drilling .....	—
1791	Structural steel erection .....	—
1793	Glass & glazing work .....	—
1794	Excavation work .....	—
1795	Wrecking & demolition work .....	—
1796	Installation or erection of building equipment, nec .....	—
1799	Special trade contractors, nec .....	1
<b>6552</b>	<b>Subdividers and developers, nec (ex cemeteries)</b> .....	<b>1</b>
	<b>Lajas</b>	
	<b>Construction Industries and Subdividers and Developers</b> .....	<b>13</b>
<b>15</b>	<b>General building contractors &amp; operative builders</b> .....	<b>10</b>
1521	Single-family housing construction .....	4
1522	Residential construction, nec .....	1
1531	Operative builders .....	2
1541	Industrial building & warehouses .....	2
1542	Nonresidential construction, nec .....	1
<b>16</b>	<b>Heavy construction other than building</b> .....	<b>—</b>
1611	Highway & street construction, excluding elevated highways .....	—
1622	Bridge, tunnel, & elevated highway construction .....	—
1623	Water, sewer, pipeline, & communications & power lines .....	—
1629	Heavy construction, nec .....	—
<b>17</b>	<b>Special trade contractors</b> .....	<b>3</b>
1711	Plumbing, heating, & air-conditioning .....	—
1721	Painting & paper hanging .....	—
1731	Electrical work .....	1
1741	Masonry, stone setting, & other stonework .....	—
1742	Plastering, drywall, acoustical, & insulation work .....	—
1743	Terrazzo, tile, marble, & mosaic work .....	—
1751	Carpentry work .....	—
1752	Floor laying & other floor, nec .....	—
1761	Roofing, siding, & sheet metal work .....	—
1771	Concrete work .....	—
1781	Water well drilling .....	—
1791	Structural steel erection .....	—
1793	Glass & glazing work .....	—
1794	Excavation work .....	1
1795	Wrecking & demolition work .....	—
1796	Installation or erection of building equipment, nec .....	—
1799	Special trade contractors, nec .....	1
<b>6552</b>	<b>Subdividers and developers, nec (ex cemeteries)</b> .....	<b>—</b>

**Table 1. Establishments by Industry for Municipios: 1997—Con.**

[For meaning of abbreviations and symbols, see introductory text. For explanation of terms, see Appendix A]

SIC code	Municipio and industry	Establishments (number)
	<b>Lares</b>	
	<b>Construction Industries and Subdividers and Developers</b> .....	<b>9</b>
<b>15</b>	<b>General building contractors &amp; operative builders</b> .....	<b>4</b>
1521	Single-family housing construction .....	2
1522	Residential construction, nec .....	—
1531	Operative builders .....	—
1541	Industrial building & warehouses .....	1
1542	Nonresidential construction, nec .....	1
<b>16</b>	<b>Heavy construction other than building</b> .....	<b>—</b>
1611	Highway & street construction, excluding elevated highways .....	—
1622	Bridge, tunnel, & elevated highway construction .....	—
1623	Water, sewer, pipeline, & communications & power lines .....	—
1629	Heavy construction, nec .....	—
<b>17</b>	<b>Special trade contractors</b> .....	<b>5</b>
1711	Plumbing, heating, & air-conditioning .....	—
1721	Painting & paper hanging .....	—
1731	Electrical work .....	4
1741	Masonry, stone setting, & other stonework .....	—
1742	Plastering, drywall, acoustical, & insulation work .....	—
1743	Terrazzo, tile, marble, & mosaic work .....	—
1751	Carpentry work .....	—
1752	Floor laying & other floor, nec .....	—
1761	Roofing, siding, & sheet metal work .....	—
1771	Concrete work .....	1
1781	Water well drilling .....	—
1791	Structural steel erection .....	—
1793	Glass & glazing work .....	—
1794	Excavation work .....	—
1795	Wrecking & demolition work .....	—
1796	Installation or erection of building equipment, nec .....	—
1799	Special trade contractors, nec .....	—
<b>6552</b>	<b>Subdividers and developers, nec (ex cemeteries)</b> .....	<b>—</b>
	<b>Las Marías</b>	
	<b>Construction Industries and Subdividers and Developers</b> .....	<b>6</b>
<b>15</b>	<b>General building contractors &amp; operative builders</b> .....	<b>4</b>
1521	Single-family housing construction .....	4
1522	Residential construction, nec .....	—
1531	Operative builders .....	—
1541	Industrial building & warehouses .....	—
1542	Nonresidential construction, nec .....	—
<b>16</b>	<b>Heavy construction other than building</b> .....	<b>1</b>
1611	Highway & street construction, excluding elevated highways .....	—
1622	Bridge, tunnel, & elevated highway construction .....	—
1623	Water, sewer, pipeline, & communications & power lines .....	1
1629	Heavy construction, nec .....	—
<b>17</b>	<b>Special trade contractors</b> .....	<b>1</b>
1711	Plumbing, heating, & air-conditioning .....	—
1721	Painting & paper hanging .....	—
1731	Electrical work .....	—
1741	Masonry, stone setting, & other stonework .....	—
1742	Plastering, drywall, acoustical, & insulation work .....	—
1743	Terrazzo, tile, marble, & mosaic work .....	—
1751	Carpentry work .....	—
1752	Floor laying & other floor, nec .....	—
1761	Roofing, siding, & sheet metal work .....	—
1771	Concrete work .....	1
1781	Water well drilling .....	—
1791	Structural steel erection .....	—
1793	Glass & glazing work .....	—
1794	Excavation work .....	—
1795	Wrecking & demolition work .....	—
1796	Installation or erection of building equipment, nec .....	—
1799	Special trade contractors, nec .....	—
<b>6552</b>	<b>Subdividers and developers, nec (ex cemeteries)</b> .....	<b>—</b>

**Table 1. Establishments by Industry for Municipios: 1997—Con.**

[For meaning of abbreviations and symbols, see introductory text. For explanation of terms, see Appendix A]

SIC code	Municipio and industry	Establishments (number)
	<b>Las Piedras</b>	
	<b>Construction Industries and Subdividers and Developers</b> .....	<b>21</b>
<b>15</b>	<b>General building contractors &amp; operative builders</b> .....	<b>9</b>
1521	Single-family housing construction .....	4
1522	Residential construction, nec .....	—
1531	Operative builders .....	2
1541	Industrial building & warehouses .....	1
1542	Nonresidential construction, nec .....	2
<b>16</b>	<b>Heavy construction other than building</b> .....	<b>2</b>
1611	Highway & street construction, excluding elevated highways .....	2
1622	Bridge, tunnel, & elevated highway construction .....	—
1623	Water, sewer, pipeline, & communications & power lines .....	—
1629	Heavy construction, nec .....	—
<b>17</b>	<b>Special trade contractors</b> .....	<b>10</b>
1711	Plumbing, heating, & air-conditioning .....	3
1721	Painting & paper hanging .....	1
1731	Electrical work .....	4
1741	Masonry, stone setting, & other stonework .....	1
1742	Plastering, drywall, acoustical, & insulation work .....	—
1743	Terrazzo, tile, marble, & mosaic work .....	—
1751	Carpentry work .....	—
1752	Floor laying & other floor, nec .....	—
1761	Roofing, siding, & sheet metal work .....	—
1771	Concrete work .....	—
1781	Water well drilling .....	—
1791	Structural steel erection .....	—
1793	Glass & glazing work .....	—
1794	Excavation work .....	—
1795	Wrecking & demolition work .....	1
1796	Installation or erection of building equipment, nec .....	—
1799	Special trade contractors, nec .....	—
<b>6552</b>	<b>Subdividers and developers, nec (ex cemeteries)</b> .....	<b>—</b>
	<b>Loíza</b>	
	<b>Construction Industries and Subdividers and Developers</b> .....	<b>3</b>
<b>15</b>	<b>General building contractors &amp; operative builders</b> .....	<b>1</b>
1521	Single-family housing construction .....	1
1522	Residential construction, nec .....	—
1531	Operative builders .....	—
1541	Industrial building & warehouses .....	—
1542	Nonresidential construction, nec .....	—
<b>16</b>	<b>Heavy construction other than building</b> .....	<b>—</b>
1611	Highway & street construction, excluding elevated highways .....	—
1622	Bridge, tunnel, & elevated highway construction .....	—
1623	Water, sewer, pipeline, & communications & power lines .....	—
1629	Heavy construction, nec .....	—
<b>17</b>	<b>Special trade contractors</b> .....	<b>2</b>
1711	Plumbing, heating, & air-conditioning .....	—
1721	Painting & paper hanging .....	—
1731	Electrical work .....	—
1741	Masonry, stone setting, & other stonework .....	—
1742	Plastering, drywall, acoustical, & insulation work .....	1
1743	Terrazzo, tile, marble, & mosaic work .....	—
1751	Carpentry work .....	—
1752	Floor laying & other floor, nec .....	—
1761	Roofing, siding, & sheet metal work .....	—
1771	Concrete work .....	1
1781	Water well drilling .....	—
1791	Structural steel erection .....	—
1793	Glass & glazing work .....	—
1794	Excavation work .....	—
1795	Wrecking & demolition work .....	—
1796	Installation or erection of building equipment, nec .....	—
1799	Special trade contractors, nec .....	—
<b>6552</b>	<b>Subdividers and developers, nec (ex cemeteries)</b> .....	<b>—</b>

**Table 1. Establishments by Industry for Municipios: 1997—Con.**

[For meaning of abbreviations and symbols, see introductory text. For explanation of terms, see Appendix A]

SIC code	Municipio and industry	Establishments (number)
	<b>Luquillo</b>	
	<b>Construction Industries and Subdividers and Developers</b> .....	<b>4</b>
<b>15</b>	<b>General building contractors &amp; operative builders</b> .....	<b>1</b>
1521	Single-family housing construction .....	1
1522	Residential construction, nec .....	—
1531	Operative builders .....	—
1541	Industrial building & warehouses .....	—
1542	Nonresidential construction, nec .....	—
<b>16</b>	<b>Heavy construction other than building</b> .....	<b>—</b>
1611	Highway & street construction, excluding elevated highways .....	—
1622	Bridge, tunnel, & elevated highway construction .....	—
1623	Water, sewer, pipeline, & communications & power lines .....	—
1629	Heavy construction, nec .....	—
<b>17</b>	<b>Special trade contractors</b> .....	<b>2</b>
1711	Plumbing, heating, & air-conditioning .....	—
1721	Painting & paper hanging .....	1
1731	Electrical work .....	—
1741	Masonry, stone setting, & other stonework .....	—
1742	Plastering, drywall, acoustical, & insulation work .....	—
1743	Terrazzo, tile, marble, & mosaic work .....	1
1751	Carpentry work .....	—
1752	Floor laying & other floor, nec .....	—
1761	Roofing, siding, & sheet metal work .....	—
1771	Concrete work .....	—
1781	Water well drilling .....	—
1791	Structural steel erection .....	—
1793	Glass & glazing work .....	—
1794	Excavation work .....	—
1795	Wrecking & demolition work .....	—
1796	Installation or erection of building equipment, nec .....	—
1799	Special trade contractors, nec .....	—
<b>6552</b>	<b>Subdividers and developers, nec (ex cemeteries)</b> .....	<b>1</b>
	<b>Manatí</b>	
	<b>Construction Industries and Subdividers and Developers</b> .....	<b>14</b>
<b>15</b>	<b>General building contractors &amp; operative builders</b> .....	<b>6</b>
1521	Single-family housing construction .....	2
1522	Residential construction, nec .....	1
1531	Operative builders .....	2
1541	Industrial building & warehouses .....	1
1542	Nonresidential construction, nec .....	—
<b>16</b>	<b>Heavy construction other than building</b> .....	<b>1</b>
1611	Highway & street construction, excluding elevated highways .....	1
1622	Bridge, tunnel, & elevated highway construction .....	—
1623	Water, sewer, pipeline, & communications & power lines .....	—
1629	Heavy construction, nec .....	—
<b>17</b>	<b>Special trade contractors</b> .....	<b>6</b>
1711	Plumbing, heating, & air-conditioning .....	1
1721	Painting & paper hanging .....	2
1731	Electrical work .....	2
1741	Masonry, stone setting, & other stonework .....	—
1742	Plastering, drywall, acoustical, & insulation work .....	—
1743	Terrazzo, tile, marble, & mosaic work .....	—
1751	Carpentry work .....	1
1752	Floor laying & other floor, nec .....	—
1761	Roofing, siding, & sheet metal work .....	—
1771	Concrete work .....	—
1781	Water well drilling .....	—
1791	Structural steel erection .....	—
1793	Glass & glazing work .....	—
1794	Excavation work .....	—
1795	Wrecking & demolition work .....	—
1796	Installation or erection of building equipment, nec .....	—
1799	Special trade contractors, nec .....	—
<b>6552</b>	<b>Subdividers and developers, nec (ex cemeteries)</b> .....	<b>1</b>

**Table 1. Establishments by Industry for Municipios: 1997—Con.**

[For meaning of abbreviations and symbols, see introductory text. For explanation of terms, see Appendix A]

SIC code	Municipio and industry	Establishments (number)
	<b>Maricao</b>	
	<b>Construction Industries and Subdividers and Developers</b> .....	<b>3</b>
<b>15</b>	<b>General building contractors &amp; operative builders</b> .....	<b>—</b>
1521	Single-family housing construction .....	—
1522	Residential construction, nec .....	—
1531	Operative builders .....	—
1541	Industrial building & warehouses .....	—
1542	Nonresidential construction, nec .....	—
<b>16</b>	<b>Heavy construction other than building</b> .....	<b>2</b>
1611	Highway & street construction, excluding elevated highways .....	1
1622	Bridge, tunnel, & elevated highway construction .....	—
1623	Water, sewer, pipeline, & communications & power lines .....	1
1629	Heavy construction, nec .....	—
<b>17</b>	<b>Special trade contractors</b> .....	<b>1</b>
1711	Plumbing, heating, & air-conditioning .....	—
1721	Painting & paper hanging .....	—
1731	Electrical work .....	—
1741	Masonry, stone setting, & other stonework .....	—
1742	Plastering, drywall, acoustical, & insulation work .....	—
1743	Terrazzo, tile, marble, & mosaic work .....	—
1751	Carpentry work .....	—
1752	Floor laying & other floor, nec .....	—
1761	Roofing, siding, & sheet metal work .....	—
1771	Concrete work .....	—
1781	Water well drilling .....	—
1791	Structural steel erection .....	—
1793	Glass & glazing work .....	—
1794	Excavation work .....	—
1795	Wrecking & demolition work .....	—
1796	Installation or erection of building equipment, nec .....	—
1799	Special trade contractors, nec .....	1
<b>6552</b>	<b>Subdividers and developers, nec (ex cemeteries)</b> .....	<b>—</b>
	<b>Maunabo</b>	
	<b>Construction Industries and Subdividers and Developers</b> .....	<b>2</b>
<b>15</b>	<b>General building contractors &amp; operative builders</b> .....	<b>2</b>
1521	Single-family housing construction .....	2
1522	Residential construction, nec .....	—
1531	Operative builders .....	—
1541	Industrial building & warehouses .....	—
1542	Nonresidential construction, nec .....	—
<b>16</b>	<b>Heavy construction other than building</b> .....	<b>—</b>
1611	Highway & street construction, excluding elevated highways .....	—
1622	Bridge, tunnel, & elevated highway construction .....	—
1623	Water, sewer, pipeline, & communications & power lines .....	—
1629	Heavy construction, nec .....	—
<b>17</b>	<b>Special trade contractors</b> .....	<b>—</b>
1711	Plumbing, heating, & air-conditioning .....	—
1721	Painting & paper hanging .....	—
1731	Electrical work .....	—
1741	Masonry, stone setting, & other stonework .....	—
1742	Plastering, drywall, acoustical, & insulation work .....	—
1743	Terrazzo, tile, marble, & mosaic work .....	—
1751	Carpentry work .....	—
1752	Floor laying & other floor, nec .....	—
1761	Roofing, siding, & sheet metal work .....	—
1771	Concrete work .....	—
1781	Water well drilling .....	—
1791	Structural steel erection .....	—
1793	Glass & glazing work .....	—
1794	Excavation work .....	—
1795	Wrecking & demolition work .....	—
1796	Installation or erection of building equipment, nec .....	—
1799	Special trade contractors, nec .....	—
<b>6552</b>	<b>Subdividers and developers, nec (ex cemeteries)</b> .....	<b>—</b>

**Table 1. Establishments by Industry for Municipios: 1997—Con.**

[For meaning of abbreviations and symbols, see introductory text. For explanation of terms, see Appendix A]

SIC code	Municipio and industry	Establishments (number)
	<b>Mayagüez</b>	
	<b>Construction Industries and Subdividers and Developers</b> .....	<b>68</b>
<b>15</b>	<b>General building contractors &amp; operative builders</b> .....	<b>32</b>
1521	Single-family housing construction .....	13
1522	Residential construction, nec .....	3
1531	Operative builders .....	4
1541	Industrial building & warehouses .....	2
1542	Nonresidential construction, nec .....	10
<b>16</b>	<b>Heavy construction other than building</b> .....	<b>7</b>
1611	Highway & street construction, excluding elevated highways .....	4
1622	Bridge, tunnel, & elevated highway construction .....	—
1623	Water, sewer, pipeline, & communications & power lines .....	2
1629	Heavy construction, nec .....	1
<b>17</b>	<b>Special trade contractors</b> .....	<b>22</b>
1711	Plumbing, heating, & air-conditioning .....	3
1721	Painting & paper hanging .....	—
1731	Electrical work .....	12
1741	Masonry, stone setting, & other stonework .....	—
1742	Plastering, drywall, acoustical, & insulation work .....	—
1743	Terrazzo, tile, marble, & mosaic work .....	—
1751	Carpentry work .....	—
1752	Floor laying & other floor, nec .....	—
1761	Roofing, siding, & sheet metal work .....	1
1771	Concrete work .....	1
1781	Water well drilling .....	—
1791	Structural steel erection .....	—
1793	Glass & glazing work .....	1
1794	Excavation work .....	1
1795	Wrecking & demolition work .....	—
1796	Installation or erection of building equipment, nec .....	1
1799	Special trade contractors, nec .....	2
<b>6552</b>	<b>Subdividers and developers, nec (ex cemeteries)</b> .....	<b>7</b>
	<b>Moca</b>	
	<b>Construction Industries and Subdividers and Developers</b> .....	<b>34</b>
<b>15</b>	<b>General building contractors &amp; operative builders</b> .....	<b>23</b>
1521	Single-family housing construction .....	18
1522	Residential construction, nec .....	—
1531	Operative builders .....	1
1541	Industrial building & warehouses .....	1
1542	Nonresidential construction, nec .....	3
<b>16</b>	<b>Heavy construction other than building</b> .....	<b>1</b>
1611	Highway & street construction, excluding elevated highways .....	—
1622	Bridge, tunnel, & elevated highway construction .....	—
1623	Water, sewer, pipeline, & communications & power lines .....	1
1629	Heavy construction, nec .....	—
<b>17</b>	<b>Special trade contractors</b> .....	<b>9</b>
1711	Plumbing, heating, & air-conditioning .....	2
1721	Painting & paper hanging .....	—
1731	Electrical work .....	6
1741	Masonry, stone setting, & other stonework .....	—
1742	Plastering, drywall, acoustical, & insulation work .....	—
1743	Terrazzo, tile, marble, & mosaic work .....	—
1751	Carpentry work .....	—
1752	Floor laying & other floor, nec .....	—
1761	Roofing, siding, & sheet metal work .....	1
1771	Concrete work .....	—
1781	Water well drilling .....	—
1791	Structural steel erection .....	—
1793	Glass & glazing work .....	—
1794	Excavation work .....	—
1795	Wrecking & demolition work .....	—
1796	Installation or erection of building equipment, nec .....	—
1799	Special trade contractors, nec .....	—
<b>6552</b>	<b>Subdividers and developers, nec (ex cemeteries)</b> .....	<b>1</b>



**Table 1. Establishments by Industry for Municipios: 1997—Con.**

[For meaning of abbreviations and symbols, see introductory text. For explanation of terms, see Appendix A]

SIC code	Municipio and industry	Establishments (number)
	<b>Morovis</b>	
	<b>Construction Industries and Subdividers and Developers</b> .....	<b>10</b>
<b>15</b>	<b>General building contractors &amp; operative builders</b> .....	<b>5</b>
1521	Single-family housing construction .....	3
1522	Residential construction, nec .....	1
1531	Operative builders .....	—
1541	Industrial building & warehouses .....	—
1542	Nonresidential construction, nec .....	1
<b>16</b>	<b>Heavy construction other than building</b> .....	<b>1</b>
1611	Highway & street construction, excluding elevated highways .....	1
1622	Bridge, tunnel, & elevated highway construction .....	—
1623	Water, sewer, pipeline, & communications & power lines .....	—
1629	Heavy construction, nec .....	—
<b>17</b>	<b>Special trade contractors</b> .....	<b>3</b>
1711	Plumbing, heating, & air-conditioning .....	—
1721	Painting & paper hanging .....	—
1731	Electrical work .....	1
1741	Masonry, stone setting, & other stonework .....	—
1742	Plastering, drywall, acoustical, & insulation work .....	—
1743	Terrazzo, tile, marble, & mosaic work .....	—
1751	Carpentry work .....	1
1752	Floor laying & other floor, nec .....	—
1761	Roofing, siding, & sheet metal work .....	1
1771	Concrete work .....	—
1781	Water well drilling .....	—
1791	Structural steel erection .....	—
1793	Glass & glazing work .....	—
1794	Excavation work .....	—
1795	Wrecking & demolition work .....	—
1796	Installation or erection of building equipment, nec .....	—
1799	Special trade contractors, nec .....	—
<b>6552</b>	<b>Subdividers and developers, nec (ex cemeteries)</b> .....	<b>1</b>
	<b>Naguabo</b>	
	<b>Construction Industries and Subdividers and Developers</b> .....	<b>22</b>
<b>15</b>	<b>General building contractors &amp; operative builders</b> .....	<b>10</b>
1521	Single-family housing construction .....	5
1522	Residential construction, nec .....	—
1531	Operative builders .....	1
1541	Industrial building & warehouses .....	—
1542	Nonresidential construction, nec .....	4
<b>16</b>	<b>Heavy construction other than building</b> .....	<b>1</b>
1611	Highway & street construction, excluding elevated highways .....	—
1622	Bridge, tunnel, & elevated highway construction .....	—
1623	Water, sewer, pipeline, & communications & power lines .....	—
1629	Heavy construction, nec .....	1
<b>17</b>	<b>Special trade contractors</b> .....	<b>11</b>
1711	Plumbing, heating, & air-conditioning .....	1
1721	Painting & paper hanging .....	—
1731	Electrical work .....	2
1741	Masonry, stone setting, & other stonework .....	3
1742	Plastering, drywall, acoustical, & insulation work .....	—
1743	Terrazzo, tile, marble, & mosaic work .....	—
1751	Carpentry work .....	1
1752	Floor laying & other floor, nec .....	2
1761	Roofing, siding, & sheet metal work .....	—
1771	Concrete work .....	2
1781	Water well drilling .....	—
1791	Structural steel erection .....	—
1793	Glass & glazing work .....	—
1794	Excavation work .....	—
1795	Wrecking & demolition work .....	—
1796	Installation or erection of building equipment, nec .....	—
1799	Special trade contractors, nec .....	—
<b>6552</b>	<b>Subdividers and developers, nec (ex cemeteries)</b> .....	<b>—</b>

**Table 1. Establishments by Industry for Municipios: 1997—Con.**

[For meaning of abbreviations and symbols, see introductory text. For explanation of terms, see Appendix A]

SIC code	Municipio and industry	Establishments (number)
<b>Naranjito</b>		
	<b>Construction Industries and Subdividers and Developers</b> .....	<b>21</b>
<b>15</b>	<b>General building contractors &amp; operative builders</b> .....	<b>6</b>
1521	Single-family housing construction .....	4
1522	Residential construction, nec .....	—
1531	Operative builders .....	—
1541	Industrial building & warehouses .....	1
1542	Nonresidential construction, nec .....	1
<b>16</b>	<b>Heavy construction other than building</b> .....	<b>10</b>
1611	Highway & street construction, excluding elevated highways .....	7
1622	Bridge, tunnel, & elevated highway construction .....	1
1623	Water, sewer, pipeline, & communications & power lines .....	1
1629	Heavy construction, nec .....	1
<b>17</b>	<b>Special trade contractors</b> .....	<b>5</b>
1711	Plumbing, heating, & air-conditioning .....	—
1721	Painting & paper hanging .....	—
1731	Electrical work .....	1
1741	Masonry, stone setting, & other stonework .....	—
1742	Plastering, drywall, acoustical, & insulation work .....	—
1743	Terrazzo, tile, marble, & mosaic work .....	—
1751	Carpentry work .....	1
1752	Floor laying & other floor, nec .....	—
1761	Roofing, siding, & sheet metal work .....	—
1771	Concrete work .....	2
1781	Water well drilling .....	—
1791	Structural steel erection .....	—
1793	Glass & glazing work .....	—
1794	Excavation work .....	—
1795	Wrecking & demolition work .....	—
1796	Installation or erection of building equipment, nec .....	—
1799	Special trade contractors, nec .....	1
<b>6552</b>	<b>Subdividers and developers, nec (ex cemeteries)</b> .....	<b>—</b>
<b>Orocovis</b>		
	<b>Construction Industries and Subdividers and Developers</b> .....	<b>10</b>
<b>15</b>	<b>General building contractors &amp; operative builders</b> .....	<b>1</b>
1521	Single-family housing construction .....	1
1522	Residential construction, nec .....	—
1531	Operative builders .....	—
1541	Industrial building & warehouses .....	—
1542	Nonresidential construction, nec .....	—
<b>16</b>	<b>Heavy construction other than building</b> .....	<b>1</b>
1611	Highway & street construction, excluding elevated highways .....	1
1622	Bridge, tunnel, & elevated highway construction .....	—
1623	Water, sewer, pipeline, & communications & power lines .....	—
1629	Heavy construction, nec .....	—
<b>17</b>	<b>Special trade contractors</b> .....	<b>7</b>
1711	Plumbing, heating, & air-conditioning .....	—
1721	Painting & paper hanging .....	2
1731	Electrical work .....	2
1741	Masonry, stone setting, & other stonework .....	2
1742	Plastering, drywall, acoustical, & insulation work .....	—
1743	Terrazzo, tile, marble, & mosaic work .....	—
1751	Carpentry work .....	—
1752	Floor laying & other floor, nec .....	—
1761	Roofing, siding, & sheet metal work .....	—
1771	Concrete work .....	—
1781	Water well drilling .....	—
1791	Structural steel erection .....	—
1793	Glass & glazing work .....	—
1794	Excavation work .....	—
1795	Wrecking & demolition work .....	—
1796	Installation or erection of building equipment, nec .....	—
1799	Special trade contractors, nec .....	1
<b>6552</b>	<b>Subdividers and developers, nec (ex cemeteries)</b> .....	<b>1</b>

**Table 1. Establishments by Industry for Municipios: 1997—Con.**

[For meaning of abbreviations and symbols, see introductory text. For explanation of terms, see Appendix A]

SIC code	Municipio and industry	Establishments (number)
	<b>Patillas</b>	
	<b>Construction Industries and Subdividers and Developers</b> .....	<b>6</b>
<b>15</b>	<b>General building contractors &amp; operative builders</b> .....	<b>4</b>
1521	Single-family housing construction .....	3
1522	Residential construction, nec .....	—
1531	Operative builders .....	1
1541	Industrial building & warehouses .....	—
1542	Nonresidential construction, nec .....	—
<b>16</b>	<b>Heavy construction other than building</b> .....	<b>—</b>
1611	Highway & street construction, excluding elevated highways .....	—
1622	Bridge, tunnel, & elevated highway construction .....	—
1623	Water, sewer, pipeline, & communications & power lines .....	—
1629	Heavy construction, nec .....	—
<b>17</b>	<b>Special trade contractors</b> .....	<b>2</b>
1711	Plumbing, heating, & air-conditioning .....	—
1721	Painting & paper hanging .....	—
1731	Electrical work .....	—
1741	Masonry, stone setting, & other stonework .....	—
1742	Plastering, drywall, acoustical, & insulation work .....	—
1743	Terrazzo, tile, marble, & mosaic work .....	—
1751	Carpentry work .....	—
1752	Floor laying & other floor, nec .....	—
1761	Roofing, siding, & sheet metal work .....	—
1771	Concrete work .....	1
1781	Water well drilling .....	—
1791	Structural steel erection .....	—
1793	Glass & glazing work .....	—
1794	Excavation work .....	—
1795	Wrecking & demolition work .....	—
1796	Installation or erection of building equipment, nec .....	—
1799	Special trade contractors, nec .....	1
<b>6552</b>	<b>Subdividers and developers, nec (ex cemeteries)</b> .....	<b>—</b>
	<b>Peñuelas</b>	
	<b>Construction Industries and Subdividers and Developers</b> .....	<b>10</b>
<b>15</b>	<b>General building contractors &amp; operative builders</b> .....	<b>1</b>
1521	Single-family housing construction .....	1
1522	Residential construction, nec .....	—
1531	Operative builders .....	—
1541	Industrial building & warehouses .....	—
1542	Nonresidential construction, nec .....	—
<b>16</b>	<b>Heavy construction other than building</b> .....	<b>1</b>
1611	Highway & street construction, excluding elevated highways .....	—
1622	Bridge, tunnel, & elevated highway construction .....	—
1623	Water, sewer, pipeline, & communications & power lines .....	—
1629	Heavy construction, nec .....	1
<b>17</b>	<b>Special trade contractors</b> .....	<b>8</b>
1711	Plumbing, heating, & air-conditioning .....	3
1721	Painting & paper hanging .....	—
1731	Electrical work .....	1
1741	Masonry, stone setting, & other stonework .....	—
1742	Plastering, drywall, acoustical, & insulation work .....	2
1743	Terrazzo, tile, marble, & mosaic work .....	—
1751	Carpentry work .....	—
1752	Floor laying & other floor, nec .....	—
1761	Roofing, siding, & sheet metal work .....	—
1771	Concrete work .....	1
1781	Water well drilling .....	1
1791	Structural steel erection .....	—
1793	Glass & glazing work .....	—
1794	Excavation work .....	—
1795	Wrecking & demolition work .....	—
1796	Installation or erection of building equipment, nec .....	—
1799	Special trade contractors, nec .....	—
<b>6552</b>	<b>Subdividers and developers, nec (ex cemeteries)</b> .....	<b>—</b>

**Table 1. Establishments by Industry for Municipios: 1997—Con.**

[For meaning of abbreviations and symbols, see introductory text. For explanation of terms, see Appendix A]

SIC code	Municipio and industry	Establishments (number)
	<b>Ponce</b>	
	<b>Construction Industries and Subdividers and Developers</b> .....	<b>96</b>
<b>15</b>	<b>General building contractors &amp; operative builders</b> .....	<b>39</b>
1521	Single-family housing construction .....	12
1522	Residential construction, nec .....	1
1531	Operative builders .....	3
1541	Industrial building & warehouses .....	5
1542	Nonresidential construction, nec .....	18
<b>16</b>	<b>Heavy construction other than building</b> .....	<b>16</b>
1611	Highway & street construction, excluding elevated highways .....	7
1622	Bridge, tunnel, & elevated highway construction .....	3
1623	Water, sewer, pipeline, & communications & power lines .....	2
1629	Heavy construction, nec .....	4
<b>17</b>	<b>Special trade contractors</b> .....	<b>38</b>
1711	Plumbing, heating, & air-conditioning .....	8
1721	Painting & paper hanging .....	1
1731	Electrical work .....	8
1741	Masonry, stone setting, & other stonework .....	—
1742	Plastering, drywall, acoustical, & insulation work .....	—
1743	Terrazzo, tile, marble, & mosaic work .....	2
1751	Carpentry work .....	—
1752	Floor laying & other floor, nec .....	2
1761	Roofing, siding, & sheet metal work .....	6
1771	Concrete work .....	1
1781	Water well drilling .....	1
1791	Structural steel erection .....	3
1793	Glass & glazing work .....	—
1794	Excavation work .....	—
1795	Wrecking & demolition work .....	1
1796	Installation or erection of building equipment, nec .....	—
1799	Special trade contractors, nec .....	5
<b>6552</b>	<b>Subdividers and developers, nec (ex cemeteries)</b> .....	<b>3</b>
	<b>Quebradillas</b>	
	<b>Construction Industries and Subdividers and Developers</b> .....	<b>9</b>
<b>15</b>	<b>General building contractors &amp; operative builders</b> .....	<b>4</b>
1521	Single-family housing construction .....	3
1522	Residential construction, nec .....	—
1531	Operative builders .....	—
1541	Industrial building & warehouses .....	—
1542	Nonresidential construction, nec .....	1
<b>16</b>	<b>Heavy construction other than building</b> .....	<b>2</b>
1611	Highway & street construction, excluding elevated highways .....	—
1622	Bridge, tunnel, & elevated highway construction .....	—
1623	Water, sewer, pipeline, & communications & power lines .....	2
1629	Heavy construction, nec .....	—
<b>17</b>	<b>Special trade contractors</b> .....	<b>3</b>
1711	Plumbing, heating, & air-conditioning .....	—
1721	Painting & paper hanging .....	1
1731	Electrical work .....	1
1741	Masonry, stone setting, & other stonework .....	—
1742	Plastering, drywall, acoustical, & insulation work .....	—
1743	Terrazzo, tile, marble, & mosaic work .....	—
1751	Carpentry work .....	—
1752	Floor laying & other floor, nec .....	—
1761	Roofing, siding, & sheet metal work .....	1
1771	Concrete work .....	—
1781	Water well drilling .....	—
1791	Structural steel erection .....	—
1793	Glass & glazing work .....	—
1794	Excavation work .....	—
1795	Wrecking & demolition work .....	—
1796	Installation or erection of building equipment, nec .....	—
1799	Special trade contractors, nec .....	—
<b>6552</b>	<b>Subdividers and developers, nec (ex cemeteries)</b> .....	<b>—</b>

**Table 1. Establishments by Industry for Municipios: 1997—Con.**

[For meaning of abbreviations and symbols, see introductory text. For explanation of terms, see Appendix A]

SIC code	Municipio and industry	Establishments (number)
<b>Rincón</b>		
	<b>Construction Industries and Subdividers and Developers</b> .....	<b>7</b>
<b>15</b>	<b>General building contractors &amp; operative builders</b> .....	<b>4</b>
1521	Single-family housing construction .....	2
1522	Residential construction, nec .....	—
1531	Operative builders .....	—
1541	Industrial building & warehouses .....	2
1542	Nonresidential construction, nec .....	—
<b>16</b>	<b>Heavy construction other than building</b> .....	<b>—</b>
1611	Highway & street construction, excluding elevated highways .....	—
1622	Bridge, tunnel, & elevated highway construction .....	—
1623	Water, sewer, pipeline, & communications & power lines .....	—
1629	Heavy construction, nec .....	—
<b>17</b>	<b>Special trade contractors</b> .....	<b>2</b>
1711	Plumbing, heating, & air-conditioning .....	—
1721	Painting & paper hanging .....	—
1731	Electrical work .....	—
1741	Masonry, stone setting, & other stonework .....	—
1742	Plastering, drywall, acoustical, & insulation work .....	1
1743	Terrazzo, tile, marble, & mosaic work .....	—
1751	Carpentry work .....	1
1752	Floor laying & other floor, nec .....	—
1761	Roofing, siding, & sheet metal work .....	—
1771	Concrete work .....	—
1781	Water well drilling .....	—
1791	Structural steel erection .....	—
1793	Glass & glazing work .....	—
1794	Excavation work .....	—
1795	Wrecking & demolition work .....	—
1796	Installation or erection of building equipment, nec .....	—
1799	Special trade contractors, nec .....	—
<b>6552</b>	<b>Subdividers and developers, nec (ex cemeteries)</b> .....	<b>1</b>
<b>Río Grande</b>		
	<b>Construction Industries and Subdividers and Developers</b> .....	<b>9</b>
<b>15</b>	<b>General building contractors &amp; operative builders</b> .....	<b>2</b>
1521	Single-family housing construction .....	1
1522	Residential construction, nec .....	—
1531	Operative builders .....	—
1541	Industrial building & warehouses .....	—
1542	Nonresidential construction, nec .....	1
<b>16</b>	<b>Heavy construction other than building</b> .....	<b>1</b>
1611	Highway & street construction, excluding elevated highways .....	1
1622	Bridge, tunnel, & elevated highway construction .....	—
1623	Water, sewer, pipeline, & communications & power lines .....	—
1629	Heavy construction, nec .....	—
<b>17</b>	<b>Special trade contractors</b> .....	<b>5</b>
1711	Plumbing, heating, & air-conditioning .....	1
1721	Painting & paper hanging .....	2
1731	Electrical work .....	—
1741	Masonry, stone setting, & other stonework .....	—
1742	Plastering, drywall, acoustical, & insulation work .....	—
1743	Terrazzo, tile, marble, & mosaic work .....	—
1751	Carpentry work .....	—
1752	Floor laying & other floor, nec .....	—
1761	Roofing, siding, & sheet metal work .....	—
1771	Concrete work .....	—
1781	Water well drilling .....	—
1791	Structural steel erection .....	—
1793	Glass & glazing work .....	—
1794	Excavation work .....	—
1795	Wrecking & demolition work .....	1
1796	Installation or erection of building equipment, nec .....	1
1799	Special trade contractors, nec .....	—
<b>6552</b>	<b>Subdividers and developers, nec (ex cemeteries)</b> .....	<b>1</b>

**Table 1. Establishments by Industry for Municipios: 1997—Con.**

[For meaning of abbreviations and symbols, see introductory text. For explanation of terms, see Appendix A]

SIC code	Municipio and industry	Establishments (number)
<b>Sabana Grande</b>		
	<b>Construction Industries and Subdividers and Developers</b> .....	<b>7</b>
<b>15</b>	<b>General building contractors &amp; operative builders</b> .....	<b>5</b>
1521	Single-family housing construction .....	4
1522	Residential construction, nec .....	—
1531	Operative builders .....	1
1541	Industrial building & warehouses .....	—
1542	Nonresidential construction, nec .....	—
<b>16</b>	<b>Heavy construction other than building</b> .....	<b>—</b>
1611	Highway & street construction, excluding elevated highways .....	—
1622	Bridge, tunnel, & elevated highway construction .....	—
1623	Water, sewer, pipeline, & communications & power lines .....	—
1629	Heavy construction, nec .....	—
<b>17</b>	<b>Special trade contractors</b> .....	<b>2</b>
1711	Plumbing, heating, & air-conditioning .....	—
1721	Painting & paper hanging .....	—
1731	Electrical work .....	—
1741	Masonry, stone setting, & other stonework .....	1
1742	Plastering, drywall, acoustical, & insulation work .....	—
1743	Terrazzo, tile, marble, & mosaic work .....	—
1751	Carpentry work .....	—
1752	Floor laying & other floor, nec .....	—
1761	Roofing, siding, & sheet metal work .....	—
1771	Concrete work .....	—
1781	Water well drilling .....	—
1791	Structural steel erection .....	—
1793	Glass & glazing work .....	—
1794	Excavation work .....	—
1795	Wrecking & demolition work .....	—
1796	Installation or erection of building equipment, nec .....	—
1799	Special trade contractors, nec .....	1
<b>6552</b>	<b>Subdividers and developers, nec (ex cemeteries)</b> .....	<b>—</b>
<b>Salinas</b>		
	<b>Construction Industries and Subdividers and Developers</b> .....	<b>3</b>
<b>15</b>	<b>General building contractors &amp; operative builders</b> .....	<b>—</b>
1521	Single-family housing construction .....	—
1522	Residential construction, nec .....	—
1531	Operative builders .....	—
1541	Industrial building & warehouses .....	—
1542	Nonresidential construction, nec .....	—
<b>16</b>	<b>Heavy construction other than building</b> .....	<b>—</b>
1611	Highway & street construction, excluding elevated highways .....	—
1622	Bridge, tunnel, & elevated highway construction .....	—
1623	Water, sewer, pipeline, & communications & power lines .....	—
1629	Heavy construction, nec .....	—
<b>17</b>	<b>Special trade contractors</b> .....	<b>2</b>
1711	Plumbing, heating, & air-conditioning .....	—
1721	Painting & paper hanging .....	—
1731	Electrical work .....	—
1741	Masonry, stone setting, & other stonework .....	1
1742	Plastering, drywall, acoustical, & insulation work .....	—
1743	Terrazzo, tile, marble, & mosaic work .....	—
1751	Carpentry work .....	—
1752	Floor laying & other floor, nec .....	—
1761	Roofing, siding, & sheet metal work .....	—
1771	Concrete work .....	—
1781	Water well drilling .....	—
1791	Structural steel erection .....	—
1793	Glass & glazing work .....	—
1794	Excavation work .....	—
1795	Wrecking & demolition work .....	—
1796	Installation or erection of building equipment, nec .....	1
1799	Special trade contractors, nec .....	—
<b>6552</b>	<b>Subdividers and developers, nec (ex cemeteries)</b> .....	<b>1</b>

**Table 1. Establishments by Industry for Municipios: 1997—Con.**

[For meaning of abbreviations and symbols, see introductory text. For explanation of terms, see Appendix A]

SIC code	Municipio and industry	Establishments (number)
<b>San Germán</b>		
	<b>Construction Industries and Subdividers and Developers</b> .....	<b>15</b>
<b>15</b>	<b>General building contractors &amp; operative builders</b> .....	<b>6</b>
1521	Single-family housing construction .....	2
1522	Residential construction, nec .....	1
1531	Operative builders .....	—
1541	Industrial building & warehouses .....	—
1542	Nonresidential construction, nec .....	3
<b>16</b>	<b>Heavy construction other than building</b> .....	<b>—</b>
1611	Highway & street construction, excluding elevated highways .....	—
1622	Bridge, tunnel, & elevated highway construction .....	—
1623	Water, sewer, pipeline, & communications & power lines .....	—
1629	Heavy construction, nec .....	—
<b>17</b>	<b>Special trade contractors</b> .....	<b>9</b>
1711	Plumbing, heating, & air-conditioning .....	1
1721	Painting & paper hanging .....	2
1731	Electrical work .....	1
1741	Masonry, stone setting, & other stonework .....	—
1742	Plastering, drywall, acoustical, & insulation work .....	—
1743	Terrazzo, tile, marble, & mosaic work .....	—
1751	Carpentry work .....	1
1752	Floor laying & other floor, nec .....	—
1761	Roofing, siding, & sheet metal work .....	1
1771	Concrete work .....	1
1781	Water well drilling .....	—
1791	Structural steel erection .....	—
1793	Glass & glazing work .....	—
1794	Excavation work .....	1
1795	Wrecking & demolition work .....	—
1796	Installation or erection of building equipment, nec .....	—
1799	Special trade contractors, nec .....	1
<b>6552</b>	<b>Subdividers and developers, nec (ex cemeteries)</b> .....	<b>—</b>
<b>San Juan</b>		
	<b>Construction Industries and Subdividers and Developers</b> .....	<b>472</b>
<b>15</b>	<b>General building contractors &amp; operative builders</b> .....	<b>182</b>
1521	Single-family housing construction .....	70
1522	Residential construction, nec .....	19
1531	Operative builders .....	18
1541	Industrial building & warehouses .....	25
1542	Nonresidential construction, nec .....	50
<b>16</b>	<b>Heavy construction other than building</b> .....	<b>34</b>
1611	Highway & street construction, excluding elevated highways .....	14
1622	Bridge, tunnel, & elevated highway construction .....	4
1623	Water, sewer, pipeline, & communications & power lines .....	7
1629	Heavy construction, nec .....	9
<b>17</b>	<b>Special trade contractors</b> .....	<b>221</b>
1711	Plumbing, heating, & air-conditioning .....	48
1721	Painting & paper hanging .....	16
1731	Electrical work .....	61
1741	Masonry, stone setting, & other stonework .....	3
1742	Plastering, drywall, acoustical, & insulation work .....	11
1743	Terrazzo, tile, marble, & mosaic work .....	2
1751	Carpentry work .....	2
1752	Floor laying & other floor, nec .....	5
1761	Roofing, siding, & sheet metal work .....	14
1771	Concrete work .....	5
1781	Water well drilling .....	—
1791	Structural steel erection .....	7
1793	Glass & glazing work .....	5
1794	Excavation work .....	3
1795	Wrecking & demolition work .....	2
1796	Installation or erection of building equipment, nec .....	16
1799	Special trade contractors, nec .....	21
<b>6552</b>	<b>Subdividers and developers, nec (ex cemeteries)</b> .....	<b>35</b>

**Table 1. Establishments by Industry for Municipios: 1997—Con.**

[For meaning of abbreviations and symbols, see introductory text. For explanation of terms, see Appendix A]

SIC code	Municipio and industry	Establishments (number)
<b>San Lorenzo</b>		
	<b>Construction Industries and Subdividers and Developers</b> .....	<b>11</b>
<b>15</b>	<b>General building contractors &amp; operative builders</b> .....	<b>5</b>
1521	Single-family housing construction .....	3
1522	Residential construction, nec .....	—
1531	Operative builders .....	—
1541	Industrial building & warehouses .....	—
1542	Nonresidential construction, nec .....	2
<b>16</b>	<b>Heavy construction other than building</b> .....	<b>3</b>
1611	Highway & street construction, excluding elevated highways .....	3
1622	Bridge, tunnel, & elevated highway construction .....	—
1623	Water, sewer, pipeline, & communications & power lines .....	—
1629	Heavy construction, nec .....	—
<b>17</b>	<b>Special trade contractors</b> .....	<b>3</b>
1711	Plumbing, heating, & air-conditioning .....	—
1721	Painting & paper hanging .....	—
1731	Electrical work .....	1
1741	Masonry, stone setting, & other stonework .....	—
1742	Plastering, drywall, acoustical, & insulation work .....	—
1743	Terrazzo, tile, marble, & mosaic work .....	—
1751	Carpentry work .....	—
1752	Floor laying & other floor, nec .....	—
1761	Roofing, siding, & sheet metal work .....	1
1771	Concrete work .....	—
1781	Water well drilling .....	—
1791	Structural steel erection .....	—
1793	Glass & glazing work .....	—
1794	Excavation work .....	—
1795	Wrecking & demolition work .....	1
1796	Installation or erection of building equipment, nec .....	—
1799	Special trade contractors, nec .....	—
<b>6552</b>	<b>Subdividers and developers, nec (ex cemeteries)</b> .....	<b>—</b>
<b>San Sebastián</b>		
	<b>Construction Industries and Subdividers and Developers</b> .....	<b>25</b>
<b>15</b>	<b>General building contractors &amp; operative builders</b> .....	<b>10</b>
1521	Single-family housing construction .....	6
1522	Residential construction, nec .....	1
1531	Operative builders .....	1
1541	Industrial building & warehouses .....	—
1542	Nonresidential construction, nec .....	2
<b>16</b>	<b>Heavy construction other than building</b> .....	<b>1</b>
1611	Highway & street construction, excluding elevated highways .....	—
1622	Bridge, tunnel, & elevated highway construction .....	—
1623	Water, sewer, pipeline, & communications & power lines .....	—
1629	Heavy construction, nec .....	1
<b>17</b>	<b>Special trade contractors</b> .....	<b>12</b>
1711	Plumbing, heating, & air-conditioning .....	2
1721	Painting & paper hanging .....	—
1731	Electrical work .....	6
1741	Masonry, stone setting, & other stonework .....	—
1742	Plastering, drywall, acoustical, & insulation work .....	—
1743	Terrazzo, tile, marble, & mosaic work .....	—
1751	Carpentry work .....	—
1752	Floor laying & other floor, nec .....	1
1761	Roofing, siding, & sheet metal work .....	—
1771	Concrete work .....	1
1781	Water well drilling .....	—
1791	Structural steel erection .....	—
1793	Glass & glazing work .....	—
1794	Excavation work .....	1
1795	Wrecking & demolition work .....	—
1796	Installation or erection of building equipment, nec .....	—
1799	Special trade contractors, nec .....	1
<b>6552</b>	<b>Subdividers and developers, nec (ex cemeteries)</b> .....	<b>2</b>



**Table 1. Establishments by Industry for Municipios: 1997—Con.**

[For meaning of abbreviations and symbols, see introductory text. For explanation of terms, see Appendix A]

SIC code	Municipio and industry	Establishments (number)
<b>Santa Isabel</b>		
	<b>Construction Industries and Subdividers and Developers</b> .....	<b>5</b>
<b>15</b>	<b>General building contractors &amp; operative builders</b> .....	<b>3</b>
1521	Single-family housing construction .....	1
1522	Residential construction, nec .....	—
1531	Operative builders .....	1
1541	Industrial building & warehouses .....	—
1542	Nonresidential construction, nec .....	1
<b>16</b>	<b>Heavy construction other than building</b> .....	<b>1</b>
1611	Highway & street construction, excluding elevated highways .....	—
1622	Bridge, tunnel, & elevated highway construction .....	—
1623	Water, sewer, pipeline, & communications & power lines .....	—
1629	Heavy construction, nec .....	1
<b>17</b>	<b>Special trade contractors</b> .....	<b>1</b>
1711	Plumbing, heating, & air-conditioning .....	—
1721	Painting & paper hanging .....	—
1731	Electrical work .....	—
1741	Masonry, stone setting, & other stonework .....	—
1742	Plastering, drywall, acoustical, & insulation work .....	—
1743	Terrazzo, tile, marble, & mosaic work .....	—
1751	Carpentry work .....	—
1752	Floor laying & other floor, nec .....	—
1761	Roofing, siding, & sheet metal work .....	—
1771	Concrete work .....	—
1781	Water well drilling .....	—
1791	Structural steel erection .....	—
1793	Glass & glazing work .....	—
1794	Excavation work .....	—
1795	Wrecking & demolition work .....	—
1796	Installation or erection of building equipment, nec .....	—
1799	Special trade contractors, nec .....	1
<b>6552</b>	<b>Subdividers and developers, nec (ex cemeteries)</b> .....	<b>—</b>
<b>Toa Alta</b>		
	<b>Construction Industries and Subdividers and Developers</b> .....	<b>12</b>
<b>15</b>	<b>General building contractors &amp; operative builders</b> .....	<b>7</b>
1521	Single-family housing construction .....	3
1522	Residential construction, nec .....	1
1531	Operative builders .....	—
1541	Industrial building & warehouses .....	—
1542	Nonresidential construction, nec .....	3
<b>16</b>	<b>Heavy construction other than building</b> .....	<b>—</b>
1611	Highway & street construction, excluding elevated highways .....	—
1622	Bridge, tunnel, & elevated highway construction .....	—
1623	Water, sewer, pipeline, & communications & power lines .....	—
1629	Heavy construction, nec .....	—
<b>17</b>	<b>Special trade contractors</b> .....	<b>4</b>
1711	Plumbing, heating, & air-conditioning .....	—
1721	Painting & paper hanging .....	—
1731	Electrical work .....	—
1741	Masonry, stone setting, & other stonework .....	—
1742	Plastering, drywall, acoustical, & insulation work .....	—
1743	Terrazzo, tile, marble, & mosaic work .....	—
1751	Carpentry work .....	—
1752	Floor laying & other floor, nec .....	—
1761	Roofing, siding, & sheet metal work .....	1
1771	Concrete work .....	1
1781	Water well drilling .....	—
1791	Structural steel erection .....	—
1793	Glass & glazing work .....	—
1794	Excavation work .....	1
1795	Wrecking & demolition work .....	—
1796	Installation or erection of building equipment, nec .....	—
1799	Special trade contractors, nec .....	1
<b>6552</b>	<b>Subdividers and developers, nec (ex cemeteries)</b> .....	<b>1</b>

**Table 1. Establishments by Industry for Municipios: 1997—Con.**

[For meaning of abbreviations and symbols, see introductory text. For explanation of terms, see Appendix A]

SIC code	Municipio and industry	Establishments (number)
	<b>Toa Baja</b>	
	<b>Construction Industries and Subdividers and Developers</b> .....	<b>40</b>
<b>15</b>	<b>General building contractors &amp; operative builders</b> .....	<b>17</b>
1521	Single-family housing construction .....	8
1522	Residential construction, nec .....	4
1531	Operative builders .....	—
1541	Industrial building & warehouses .....	1
1542	Nonresidential construction, nec .....	4
<b>16</b>	<b>Heavy construction other than building</b> .....	<b>2</b>
1611	Highway & street construction, excluding elevated highways .....	2
1622	Bridge, tunnel, & elevated highway construction .....	—
1623	Water, sewer, pipeline, & communications & power lines .....	—
1629	Heavy construction, nec .....	—
<b>17</b>	<b>Special trade contractors</b> .....	<b>21</b>
1711	Plumbing, heating, & air-conditioning .....	3
1721	Painting & paper hanging .....	3
1731	Electrical work .....	4
1741	Masonry, stone setting, & other stonework .....	1
1742	Plastering, drywall, acoustical, & insulation work .....	—
1743	Terrazzo, tile, marble, & mosaic work .....	—
1751	Carpentry work .....	—
1752	Floor laying & other floor, nec .....	—
1761	Roofing, siding, & sheet metal work .....	3
1771	Concrete work .....	1
1781	Water well drilling .....	—
1791	Structural steel erection .....	3
1793	Glass & glazing work .....	1
1794	Excavation work .....	—
1795	Wrecking & demolition work .....	—
1796	Installation or erection of building equipment, nec .....	—
1799	Special trade contractors, nec .....	2
<b>6552</b>	<b>Subdividers and developers, nec (ex cemeteries)</b> .....	<b>—</b>
	<b>Trujillo Alto</b>	
	<b>Construction Industries and Subdividers and Developers</b> .....	<b>38</b>
<b>15</b>	<b>General building contractors &amp; operative builders</b> .....	<b>11</b>
1521	Single-family housing construction .....	3
1522	Residential construction, nec .....	2
1531	Operative builders .....	—
1541	Industrial building & warehouses .....	1
1542	Nonresidential construction, nec .....	5
<b>16</b>	<b>Heavy construction other than building</b> .....	<b>10</b>
1611	Highway & street construction, excluding elevated highways .....	4
1622	Bridge, tunnel, & elevated highway construction .....	—
1623	Water, sewer, pipeline, & communications & power lines .....	1
1629	Heavy construction, nec .....	5
<b>17</b>	<b>Special trade contractors</b> .....	<b>16</b>
1711	Plumbing, heating, & air-conditioning .....	3
1721	Painting & paper hanging .....	—
1731	Electrical work .....	8
1741	Masonry, stone setting, & other stonework .....	—
1742	Plastering, drywall, acoustical, & insulation work .....	1
1743	Terrazzo, tile, marble, & mosaic work .....	—
1751	Carpentry work .....	—
1752	Floor laying & other floor, nec .....	1
1761	Roofing, siding, & sheet metal work .....	2
1771	Concrete work .....	1
1781	Water well drilling .....	—
1791	Structural steel erection .....	—
1793	Glass & glazing work .....	—
1794	Excavation work .....	—
1795	Wrecking & demolition work .....	—
1796	Installation or erection of building equipment, nec .....	—
1799	Special trade contractors, nec .....	—
<b>6552</b>	<b>Subdividers and developers, nec (ex cemeteries)</b> .....	<b>1</b>

**Table 1. Establishments by Industry for Municipios: 1997—Con.**

[For meaning of abbreviations and symbols, see introductory text. For explanation of terms, see Appendix A]

SIC code	Municipio and industry	Establishments (number)
<b>Utua</b>		
	<b>Construction Industries and Subdividers and Developers</b> .....	<b>3</b>
<b>15</b>	<b>General building contractors &amp; operative builders</b> .....	<b>2</b>
1521	Single-family housing construction .....	2
1522	Residential construction, nec .....	—
1531	Operative builders .....	—
1541	Industrial building & warehouses .....	—
1542	Nonresidential construction, nec .....	—
<b>16</b>	<b>Heavy construction other than building</b> .....	<b>1</b>
1611	Highway & street construction, excluding elevated highways .....	1
1622	Bridge, tunnel, & elevated highway construction .....	—
1623	Water, sewer, pipeline, & communications & power lines .....	—
1629	Heavy construction, nec .....	—
<b>17</b>	<b>Special trade contractors</b> .....	<b>—</b>
1711	Plumbing, heating, & air-conditioning .....	—
1721	Painting & paper hanging .....	—
1731	Electrical work .....	—
1741	Masonry, stone setting, & other stonework .....	—
1742	Plastering, drywall, acoustical, & insulation work .....	—
1743	Terrazzo, tile, marble, & mosaic work .....	—
1751	Carpentry work .....	—
1752	Floor laying & other floor, nec .....	—
1761	Roofing, siding, & sheet metal work .....	—
1771	Concrete work .....	—
1781	Water well drilling .....	—
1791	Structural steel erection .....	—
1793	Glass & glazing work .....	—
1794	Excavation work .....	—
1795	Wrecking & demolition work .....	—
1796	Installation or erection of building equipment, nec .....	—
1799	Special trade contractors, nec .....	—
<b>6552</b>	<b>Subdividers and developers, nec (ex cemeteries)</b> .....	<b>—</b>
<b>Vega Alta</b>		
	<b>Construction Industries and Subdividers and Developers</b> .....	<b>9</b>
<b>15</b>	<b>General building contractors &amp; operative builders</b> .....	<b>4</b>
1521	Single-family housing construction .....	2
1522	Residential construction, nec .....	—
1531	Operative builders .....	—
1541	Industrial building & warehouses .....	1
1542	Nonresidential construction, nec .....	1
<b>16</b>	<b>Heavy construction other than building</b> .....	<b>—</b>
1611	Highway & street construction, excluding elevated highways .....	—
1622	Bridge, tunnel, & elevated highway construction .....	—
1623	Water, sewer, pipeline, & communications & power lines .....	—
1629	Heavy construction, nec .....	—
<b>17</b>	<b>Special trade contractors</b> .....	<b>3</b>
1711	Plumbing, heating, & air-conditioning .....	—
1721	Painting & paper hanging .....	—
1731	Electrical work .....	1
1741	Masonry, stone setting, & other stonework .....	—
1742	Plastering, drywall, acoustical, & insulation work .....	—
1743	Terrazzo, tile, marble, & mosaic work .....	—
1751	Carpentry work .....	—
1752	Floor laying & other floor, nec .....	—
1761	Roofing, siding, & sheet metal work .....	—
1771	Concrete work .....	—
1781	Water well drilling .....	—
1791	Structural steel erection .....	—
1793	Glass & glazing work .....	—
1794	Excavation work .....	—
1795	Wrecking & demolition work .....	1
1796	Installation or erection of building equipment, nec .....	—
1799	Special trade contractors, nec .....	1
<b>6552</b>	<b>Subdividers and developers, nec (ex cemeteries)</b> .....	<b>2</b>

**Table 1. Establishments by Industry for Municipios: 1997—Con.**

[For meaning of abbreviations and symbols, see introductory text. For explanation of terms, see Appendix A]

SIC code	Municipio and industry	Establishments (number)
	<b>Vega Baja</b>	
	<b>Construction Industries and Subdividers and Developers</b> .....	<b>26</b>
<b>15</b>	<b>General building contractors &amp; operative builders</b> .....	<b>11</b>
1521	Single-family housing construction .....	4
1522	Residential construction, nec .....	—
1531	Operative builders .....	1
1541	Industrial building & warehouses .....	3
1542	Nonresidential construction, nec .....	3
<b>16</b>	<b>Heavy construction other than building</b> .....	<b>5</b>
1611	Highway & street construction, excluding elevated highways .....	2
1622	Bridge, tunnel, & elevated highway construction .....	—
1623	Water, sewer, pipeline, & communications & power lines .....	3
1629	Heavy construction, nec .....	—
<b>17</b>	<b>Special trade contractors</b> .....	<b>10</b>
1711	Plumbing, heating, & air-conditioning .....	1
1721	Painting & paper hanging .....	1
1731	Electrical work .....	2
1741	Masonry, stone setting, & other stonework .....	1
1742	Plastering, drywall, acoustical, & insulation work .....	—
1743	Terrazzo, tile, marble, & mosaic work .....	—
1751	Carpentry work .....	2
1752	Floor laying & other floor, nec .....	1
1761	Roofing, siding, & sheet metal work .....	—
1771	Concrete work .....	2
1781	Water well drilling .....	—
1791	Structural steel erection .....	—
1793	Glass & glazing work .....	—
1794	Excavation work .....	—
1795	Wrecking & demolition work .....	—
1796	Installation or erection of building equipment, nec .....	—
1799	Special trade contractors, nec .....	—
<b>6552</b>	<b>Subdividers and developers, nec (ex cemeteries)</b> .....	<b>—</b>
	<b>Vieques</b>	
	<b>Construction Industries and Subdividers and Developers</b> .....	<b>3</b>
<b>15</b>	<b>General building contractors &amp; operative builders</b> .....	<b>1</b>
1521	Single-family housing construction .....	1
1522	Residential construction, nec .....	—
1531	Operative builders .....	—
1541	Industrial building & warehouses .....	—
1542	Nonresidential construction, nec .....	—
<b>16</b>	<b>Heavy construction other than building</b> .....	<b>1</b>
1611	Highway & street construction, excluding elevated highways .....	—
1622	Bridge, tunnel, & elevated highway construction .....	—
1623	Water, sewer, pipeline, & communications & power lines .....	—
1629	Heavy construction, nec .....	1
<b>17</b>	<b>Special trade contractors</b> .....	<b>1</b>
1711	Plumbing, heating, & air-conditioning .....	—
1721	Painting & paper hanging .....	—
1731	Electrical work .....	—
1741	Masonry, stone setting, & other stonework .....	—
1742	Plastering, drywall, acoustical, & insulation work .....	—
1743	Terrazzo, tile, marble, & mosaic work .....	—
1751	Carpentry work .....	—
1752	Floor laying & other floor, nec .....	—
1761	Roofing, siding, & sheet metal work .....	—
1771	Concrete work .....	—
1781	Water well drilling .....	—
1791	Structural steel erection .....	1
1793	Glass & glazing work .....	—
1794	Excavation work .....	—
1795	Wrecking & demolition work .....	—
1796	Installation or erection of building equipment, nec .....	—
1799	Special trade contractors, nec .....	—
<b>6552</b>	<b>Subdividers and developers, nec (ex cemeteries)</b> .....	<b>—</b>

**Table 1. Establishments by Industry for Municipios: 1997—Con.**

[For meaning of abbreviations and symbols, see introductory text. For explanation of terms, see Appendix A]

SIC code	Municipio and industry	Establishments (number)
	<b>Villalba</b>	
	<b>Construction Industries and Subdividers and Developers</b> .....	<b>12</b>
<b>15</b>	<b>General building contractors &amp; operative builders</b> .....	<b>6</b>
1521	Single-family housing construction .....	4
1522	Residential construction, nec .....	—
1531	Operative builders .....	1
1541	Industrial building & warehouses .....	1
1542	Nonresidential construction, nec .....	—
<b>16</b>	<b>Heavy construction other than building</b> .....	<b>1</b>
1611	Highway & street construction, excluding elevated highways .....	—
1622	Bridge, tunnel, & elevated highway construction .....	—
1623	Water, sewer, pipeline, & communications & power lines .....	—
1629	Heavy construction, nec .....	1
<b>17</b>	<b>Special trade contractors</b> .....	<b>5</b>
1711	Plumbing, heating, & air-conditioning .....	2
1721	Painting & paper hanging .....	—
1731	Electrical work .....	—
1741	Masonry, stone setting, & other stonework .....	—
1742	Plastering, drywall, acoustical, & insulation work .....	—
1743	Terrazzo, tile, marble, & mosaic work .....	—
1751	Carpentry work .....	1
1752	Floor laying & other floor, nec .....	—
1761	Roofing, siding, & sheet metal work .....	—
1771	Concrete work .....	—
1781	Water well drilling .....	—
1791	Structural steel erection .....	2
1793	Glass & glazing work .....	—
1794	Excavation work .....	—
1795	Wrecking & demolition work .....	—
1796	Installation or erection of building equipment, nec .....	—
1799	Special trade contractors, nec .....	—
<b>6552</b>	<b>Subdividers and developers, nec (ex cemeteries)</b> .....	<b>—</b>
	<b>Yabucoa</b>	
	<b>Construction Industries and Subdividers and Developers</b> .....	<b>8</b>
<b>15</b>	<b>General building contractors &amp; operative builders</b> .....	<b>6</b>
1521	Single-family housing construction .....	3
1522	Residential construction, nec .....	1
1531	Operative builders .....	1
1541	Industrial building & warehouses .....	—
1542	Nonresidential construction, nec .....	1
<b>16</b>	<b>Heavy construction other than building</b> .....	<b>1</b>
1611	Highway & street construction, excluding elevated highways .....	—
1622	Bridge, tunnel, & elevated highway construction .....	—
1623	Water, sewer, pipeline, & communications & power lines .....	1
1629	Heavy construction, nec .....	—
<b>17</b>	<b>Special trade contractors</b> .....	<b>1</b>
1711	Plumbing, heating, & air-conditioning .....	1
1721	Painting & paper hanging .....	—
1731	Electrical work .....	—
1741	Masonry, stone setting, & other stonework .....	—
1742	Plastering, drywall, acoustical, & insulation work .....	—
1743	Terrazzo, tile, marble, & mosaic work .....	—
1751	Carpentry work .....	—
1752	Floor laying & other floor, nec .....	—
1761	Roofing, siding, & sheet metal work .....	—
1771	Concrete work .....	—
1781	Water well drilling .....	—
1791	Structural steel erection .....	—
1793	Glass & glazing work .....	—
1794	Excavation work .....	—
1795	Wrecking & demolition work .....	—
1796	Installation or erection of building equipment, nec .....	—
1799	Special trade contractors, nec .....	—
<b>6552</b>	<b>Subdividers and developers, nec (ex cemeteries)</b> .....	<b>—</b>

**Table 1. Establishments by Industry for Municipios: 1997—Con.**

[For meaning of abbreviations and symbols, see introductory text. For explanation of terms, see Appendix A]

SIC code	Municipio and industry	Establishments (number)
	<b>Yauco</b>	
	<b>Construction Industries and Subdividers and Developers</b> .....	<b>14</b>
<b>15</b>	<b>General building contractors &amp; operative builders</b> .....	<b>5</b>
1521	Single-family housing construction .....	3
1522	Residential construction, nec .....	—
1531	Operative builders .....	—
1541	Industrial building & warehouses .....	2
1542	Nonresidential construction, nec .....	—
<b>16</b>	<b>Heavy construction other than building</b> .....	<b>—</b>
1611	Highway & street construction, excluding elevated highways .....	—
1622	Bridge, tunnel, & elevated highway construction .....	—
1623	Water, sewer, pipeline, & communications & power lines .....	—
1629	Heavy construction, nec .....	—
<b>17</b>	<b>Special trade contractors</b> .....	<b>8</b>
1711	Plumbing, heating, & air-conditioning .....	1
1721	Painting & paper hanging .....	2
1731	Electrical work .....	1
1741	Masonry, stone setting, & other stonework .....	—
1742	Plastering, drywall, acoustical, & insulation work .....	1
1743	Terrazzo, tile, marble, & mosaic work .....	—
1751	Carpentry work .....	—
1752	Floor laying & other floor, nec .....	—
1761	Roofing, siding, & sheet metal work .....	—
1771	Concrete work .....	—
1781	Water well drilling .....	—
1791	Structural steel erection .....	1
1793	Glass & glazing work .....	—
1794	Excavation work .....	—
1795	Wrecking & demolition work .....	—
1796	Installation or erection of building equipment, nec .....	—
1799	Special trade contractors, nec .....	2
<b>6552</b>	<b>Subdividers and developers, nec (ex cemeteries)</b> .....	<b>1</b>

**Table 2. General Statistics for Establishments by Major Industry Group: 1997, 1992, 1987, 1982, and 1977**

[Detail may not add to total because of rounding. For meaning of abbreviations and symbols, see introductory text. For explanation of terms, see Appendix A]

SIC code	Major industry group	Establishments (number)	Paid employees+		Payroll		Value of construction work <sup>1</sup> (\$1,000)	Net value of construction work# (\$1,000)	Value added++ (\$1,000)	Payments for materials, components, supplies, electricity, and fuels (\$1,000)	Payments for construction work subcontracted to others (\$1,000)	Rental payments for machinery, equipment, and structures (\$1,000)	Capital expenditures other than land (\$1,000)	End-of-year book value of depreciable assets (\$1,000)
			All (number)	Construction workers (number)	All employees (\$1,000)	Construction workers (\$1,000)								
<b>1997</b>														
	<b>Construction Industries and Subdividers and Developers .....</b>	<b>1 957</b>	<b>57 123</b>	<b>51 198</b>	<b>697 211</b>	<b>579 619</b>	<b>3 965 294</b>	<b>3 230 541</b>	<b>2 106 326</b>	<b>1 175 755</b>	<b>734 753</b>	<b>90 261</b>	<b>204 242</b>	<b>781 470</b>
15	General building contractors & operative builders .....	798	27 460	24 642	324 137	268 629	1 998 754	1 583 646	1 055 104	549 646	415 108	51 287	48 451	313 876
16	Heavy construction other than building .....	195	11 208	10 083	155 997	130 675	916 477	732 697	D	260 237	183 780	30 123	28 543	198 366
17	Special trade contractors .....	880	17 638	15 733	207 601	172 160	936 117	831 753	495 638	348 971	104 364	7 897	124 540	251 098
6552	Subdividers and developers, nec (ex cemeteries) .....	84	817	740	9 476	8 155	113 946	82 445	D	16 901	31 501	954	2 708	18 130
<b>1992</b>														
	<b>Construction Industries and Subdividers and Developers .....</b>	<b>1 529</b>	<b>47 666</b>	<b>44 007</b>	<b>506 593</b>	<b>445 841</b>	<b>2 550 963</b>	<b>1 970 735</b>	<b>1 291 890</b>	<b>714 882</b>	<b>580 228</b>	<b>91 015</b>	<b>59 202</b>	<b>328 996</b>
15	General building contractors & operative builders .....	574	22 676	20 973	234 410	213 355	1 226 779	834 210	544 692	304 238	392 569	32 410	19 303	114 114
16	Heavy construction other than building .....	196	8 462	7 862	96 368	84 653	554 056	433 236	282 373	159 932	120 820	16 555	23 081	112 217
17	Special trade contractors .....	732	16 134	14 778	171 899	143 917	746 643	679 804	445 201	246 749	66 839	42 050	16 815	95 129
6552	Subdividers and developers, nec (ex cemeteries) .....	27	394	394	3 916	3 916	23 485	23 485	19 624	3 963	-	-	3	7 536
<b>1987</b>														
	<b>Construction Industries and Subdividers and Developers .....</b>	<b>1 293</b>	<b>37 959</b>	<b>33 139</b>	<b>303 550</b>	<b>252 907</b>	<b>1 702 054</b>	<b>1 490 676</b>	<b>931 726</b>	<b>578 566</b>	<b>211 378</b>	<b>28 948</b>	<b>13 694</b>	<b>241 521</b>
15	General building contractors & operative builders .....	552	20 913	18 282	157 777	128 305	949 399	784 372	486 298	308 293	165 027	12 958	4 022	75 739
16	Heavy construction other than building .....	140	5 978	5 256	52 749	44 073	323 968	294 769	206 320	92 240	29 199	10 283	6 082	102 524
17	Special trade contractors .....	544	10 557	9 173	88 219	76 304	408 041	391 076	224 622	171 893	16 965	5 392	3 463	54 246
6552	Subdividers and developers, nec (ex cemeteries) .....	57	511	428	4 805	4 225	20 646	20 459	14 486	6 140	187	315	127	9 012
<b>1982</b>														
	<b>Construction Industries and Subdividers and Developers .....</b>	<b>1 394</b>	<b>29 228</b>	<b>25 939</b>	<b>224 269</b>	<b>186 201</b>	<b>1 154 510</b>	<b>921 989</b>	<b>468 395</b>	<b>465 950</b>	<b>232 521</b>	<b>26 483</b>	<b>24 939</b>	<b>186 146</b>
15	General building contractors & operative builders .....	494	14 620	13 173	106 683	90 564	578 447	406 195	184 771	227 913	172 252	10 672	3 412	50 434
16	Heavy construction other than building .....	173	4 970	4 317	44 117	35 210	236 508	D	D	74 438	D	9 245	12 540	76 397
17	Special trade contractors .....	706	9 534	8 363	72 462	59 754	329 859	311 040	154 373	161 003	18 819	6 250	8 616	56 964
6552	Subdividers and developers, nec (ex cemeteries) .....	21	104	86	1 007	673	9 696	D	D	2 596	D	316	371	2 351
<b>1977</b>														
	<b>Construction Industries and Subdividers and Developers .....</b>	<b>1 692</b>	<b>36 154</b>	<b>32 895</b>	<b>216 260</b>	<b>180 569</b>	<b>894 810</b>	<b>707 435</b>	<b>400 768</b>	<b>324 782</b>	<b>187 375</b>	<b>20 880</b>	<b>14 699</b>	<b>160 992</b>
15	General building contractors & operative builders .....	777	20 281	18 660	102 495	102 898	531 663	375 330	194 920	191 711	156 333	9 334	5 394	68 453
16	Heavy construction other than building .....	156	5 164	4 663	37 319	31 006	148 580	131 621	87 978	45 590	16 959	7 799	4 943	46 445
17	Special trade contractors .....	705	9 515	8 526	54 522	43 811	197 814	188 719	110 142	82 799	9 095	3 193	3 635	39 677
6552	Subdividers and developers, nec (ex cemeteries) .....	54	1 194	1 046	3 924	2 854	16 753	11 765	7 728	6 651	4 988	554	727	6 417

<sup>1</sup>In earlier censuses, construction receipts only were collected. Starting in 1992, the value of construction work was collected to better measure actual construction activity where no receipts were collected.

**Table 3. Selected Statistics for Establishments by Employment Size: 1997, 1992, 1987, 1982, and 1977**

[Detail may not add to total because of rounding. For meaning of abbreviations and symbols, see introductory text. For explanation of terms, see Appendix A]

Employment size of establishment	Establishments (number)	All employees+ (number)	Annual payroll, all employees (\$1,000)	Dollar value of business done <sup>1</sup> (\$1,000)	Value of construction work <sup>1</sup> (\$1,000)	Net value of construction work <sup>#</sup> (\$1,000)	Value added++ (\$1,000)	Payments for materials, components, supplies, electricity, and fuels (\$1,000)	Payments for construction work sub-contracted to others (\$1,000)	Rental payments for machinery, equipment, and structures (\$1,000)	Capital expenditures, other than land (\$1,000)	End-of-year gross book value of depreciable assets (\$1,000)
<b>1997</b>												
<b>Total</b> .....	<b>1 957</b>	<b>57 123</b>	<b>697 211</b>	<b>4 017 517</b>	<b>3 965 294</b>	<b>3 230 541</b>	<b>2 106 326</b>	<b>1 175 755</b>	<b>734 753</b>	<b>90 261</b>	<b>204 242</b>	<b>781 470</b>
Establishments with an average of—												
1 to 4 employees .....	649	1 616	16 330	154 329	153 166	127 846	87 748	40 802	25 320	2 201	8 609	35 264
5 to 9 employees .....	420	2 829	28 453	217 125	216 394	167 823	105 914	62 609	48 571	2 612	5 642	40 782
10 to 19 employees ...	313	4 346	45 156	286 437	284 631	239 929	159 710	81 945	44 702	4 464	7 208	60 437
20 to 49 employees ...	300	9 063	101 423	608 492	598 451	498 561	329 035	179 567	99 890	6 456	125 261	251 124
50 to 99 employees ...	150	10 444	121 978	695 367	685 739	555 448	355 614	209 349	130 291	8 506	16 743	112 000
100 to 249 employees .	95	13 918	169 290	988 348	974 419	799 968	539 223	274 674	174 451	12 324	28 391	149 820
250 to 499 employees .	22	7 887	110 836	D	536 814	425 341	D	166 483	111 473	34 469	6 710	87 397
500 employees or more .....	8	7 020	103 745	D	515 680	415 625	D	160 326	100 055	19 229	5 678	44 646
<b>1992</b>												
<b>Total</b> .....	<b>1 529</b>	<b>47 666</b>	<b>506 593</b>	<b>2 587 050</b>	<b>2 550 963</b>	<b>1 970 735</b>	<b>1 291 890</b>	<b>714 882</b>	<b>580 228</b>	<b>91 015</b>	<b>59 202</b>	<b>328 996</b>
Establishments with an average of—												
1 to 4 employees .....	557	1 193	11 392	85 227	84 458	76 640	60 883	16 476	7 818	674	2 139	15 680
5 to 9 employees .....	289	1 962	18 906	134 727	133 194	107 834	75 274	34 093	25 360	33 672	1 931	21 897
10 to 19 employees ...	231	3 219	29 879	173 285	172 208	159 053	105 406	54 724	13 155	1 870	4 599	25 005
20 to 49 employees ...	247	7 434	70 788	390 079	384 287	332 980	233 826	104 946	51 307	8 543	12 892	62 692
50 to 99 employees ...	110	7 640	80 823	367 517	364 723	305 120	214 311	93 603	59 603	5 274	8 475	41 899
100 to 249 employees .	60	9 585	96 626	474 634	463 377	375 322	252 757	133 822	88 055	7 961	12 218	69 981
250 to 499 employees .	22	7 505	86 478	426 957	422 362	267 188	118 432	153 351	155 174	6 404	2 998	31 722
500 employees or more .....	13	9 128	111 701	534 624	526 354	346 598	231 001	123 867	179 756	26 617	13 950	60 120
<b>1987</b>												
<b>Total</b> .....	<b>1 293</b>	<b>37 959</b>	<b>303 550</b>	<b>1 743 396</b>	<b>1 702 054</b>	<b>1 490 676</b>	<b>931 726</b>	<b>578 566</b>	<b>211 378</b>	<b>28 948</b>	<b>13 694</b>	<b>241 521</b>
Establishments with an average of—												
1 to 4 employees .....	425	1 112	7 429	59 301	55 689	47 966	37 013	12 599	7 723	682	493	8 813
5 to 9 employees .....	291	1 824	15 736	108 129	103 844	99 576	64 123	36 908	4 268	1 467	616	19 176
10 to 19 employees ...	187	2 526	21 878	143 420	140 212	131 277	82 564	48 982	8 935	2 628	441	22 650
20 to 49 employees ...	219	6 643	56 129	316 203	308 895	291 796	184 477	110 889	17 099	5 322	2 439	44 047
50 to 99 employees ...	93	6 414	53 053	270 302	262 881	237 501	150 275	92 242	25 380	5 728	3 876	42 418
100 to 249 employees .	54	7 937	56 194	359 983	350 340	279 646	180 948	100 493	70 694	7 400	2 894	59 426
250 to 499 employees .	15	5 353	50 639	276 923	275 673	230 984	130 638	101 596	44 689	2 854	1 949	22 108
500 employees or more .....	9	6 150	42 492	209 135	204 520	171 930	101 688	74 857	32 590	2 867	986	22 883
<b>1982</b>												
<b>Total</b> .....	<b>1 394</b>	<b>29 228</b>	<b>224 269</b>	<b>1 189 938</b>	<b>1 154 510</b>	<b>921 989</b>	<b>468 395</b>	<b>465 950</b>	<b>232 521</b>	<b>26 483</b>	<b>24 939</b>	<b>186 146</b>
Establishments with an average of—												
1 to 4 employees .....	558	1 153	7 151	49 362	46 907	41 805	22 052	20 396	5 102	1 136	1 371	9 683
5 to 9 employees .....	269	1 787	11 113	74 563	73 458	56 669	29 344	27 909	16 789	1 357	1 976	12 214
10 to 19 employees ...	232	3 169	23 060	130 228	127 886	107 920	59 643	49 598	19 966	2 839	3 119	22 468
20 to 49 employees ...	207	6 179	45 314	256 941	251 557	219 842	118 487	104 508	31 715	6 094	5 837	46 990
50 to 99 employees ...	77	5 192	35 186	196 277	195 189	143 341	69 240	75 189	51 848	3 547	3 176	22 320
100 to 249 employees .	35	5 298	40 188	206 240	205 213	162 047	87 774	75 300	43 166	5 412	4 657	31 878
250 to 499 employees .	13	4 731	46 098	S	S	S	S	S	S	S	S	S
500 employees or more .....	3	1 719	16 159	S	S	D	D	D	D	S	S	S
<b>1977</b>												
<b>Total</b> .....	<b>1 692</b>	<b>36 154</b>	<b>216 260</b>	<b>930 972</b>	<b>894 810</b>	<b>707 435</b>	<b>400 768</b>	<b>324 782</b>	<b>187 375</b>	<b>20 880</b>	<b>14 699</b>	<b>160 992</b>
Establishments with an average of—												
1 to 4 employees .....	714	1 549	5 822	55 088	52 289	35 996	22 719	13 512	16 293	298	794	8 813
5 to 9 employees .....	333	2 194	10 150	54 264	52 010	37 511	19 716	18 308	14 499	566	1 011	11 316
10 to 19 employees ...	264	3 511	18 418	86 301	84 388	63 252	36 176	27 998	21 136	1 923	1 566	17 621
20 to 49 employees ...	236	7 022	38 967	183 016	176 870	140 062	81 361	61 760	36 808	3 540	2 872	32 730
50 to 99 employees ...	85	5 759	34 820	166 018	159 579	128 189	75 503	56 320	31 390	5 187	3 047	28 945
100 to 249 employees .	42	6 124	37 505	156 768	150 716	130 563	76 089	56 303	20 153	3 296	2 318	30 325
250 to 499 employees .	13	4 697	26 057	104 406	103 789	78 204	32 357	46 035	25 585	2 154	1 796	10 379
500 employees or more .....	5	5 298	44 521	125 111	115 169	93 658	56 847	44 546	21 511	3 916	1 295	20 863

<sup>1</sup>In earlier censuses, construction receipts only were collected. Starting in 1992, the value of construction work was collected to better measure actual construction activity where no receipts were collected.



**Table 4. Selected Statistics for Establishments by Legal Form of Organization: 1997, 1992, 1987, 1982, and 1977**

[Detail may not add to total because of rounding. For meaning of abbreviations and symbols, see introductory text. For explanation of terms, see Appendix A]

Legal form of organization	Establishments (number)	All employees+ (number)	Annual payroll, all employees (\$1,000)	Dollar value of business done <sup>1</sup> (\$1,000)	Value of construction work <sup>1</sup> (\$1,000)	Net value of construction work# (\$1,000)	Value added++ (\$1,000)	Payments for materials, components, supplies, electricity, and fuels (\$1,000)	Payments for construction work subcontracted to others (\$1,000)	Rental payments for machinery, equipment, and structures (\$1,000)	Capital expenditures, other than land (\$1,000)	End-of-year gross book value of depreciable assets (\$1,000)
<b>1997</b>												
<b>Total</b> .....	<b>1 957</b>	<b>57 123</b>	<b>697 211</b>	<b>4 017 517</b>	<b>3 965 294</b>	<b>3 230 541</b>	<b>2 106 326</b>	<b>1 175 755</b>	<b>734 753</b>	<b>90 261</b>	<b>204 242</b>	<b>781 470</b>
Establishments reporting legal form of organization—												
Individual proprietor ...	695	4 808	41 970	227 760	226 828	198 554	125 368	74 105	28 274	2 720	8 393	48 680
Partnership .....	177	9 141	107 559	738 481	731 876	557 653	376 624	187 201	174 223	6 549	14 011	120 713
Corporation .....	1 040	39 596	501 330	2 790 423	2 746 630	2 267 767	1 476 297	835 029	478 863	50 569	169 878	559 660
Private .....	715	31 522	398 102	D	2 103 986	1 741 345	D	650 296	362 641	45 255	153 000	440 634
Public .....	10	155	1 974	D	23 941	21 775	D	5 528	2 166	68	1 620	9 898
Not reported .....	315	7 919	101 254	D	618 703	504 647	D	179 205	114 056	5 246	15 258	109 128
Other .....	45	3 578	46 352	260 853	259 960	206 567	128 037	79 420	53 393	30 423	11 960	52 417
<b>1992</b>												
<b>Total</b> .....	<b>1 529</b>	<b>47 666</b>	<b>506 593</b>	<b>2 587 050</b>	<b>2 550 963</b>	<b>1 970 735</b>	<b>1 291 890</b>	<b>714 882</b>	<b>580 228</b>	<b>91 015</b>	<b>59 202</b>	<b>328 996</b>
Establishments reporting legal form of organization—												
Individual proprietor ...	561	4 132	30 568	162 981	161 331	148 055	105 126	44 579	13 276	2 775	3 361	29 816
Partnership .....	127	8 175	73 937	418 431	416 528	299 750	201 946	99 707	116 778	22 984	9 416	37 055
Corporation .....	811	33 180	379 321	1 881 605	1 849 197	1 424 343	921 920	534 781	424 854	61 326	43 925	251 711
Private .....	N	N	N	N	N	N	N	N	N	N	N	N
Public .....	N	N	N	N	N	N	N	N	N	N	N	N
Not reported .....	N	N	N	N	N	N	N	N	N	N	N	N
Other .....	30	2 179	22 767	124 033	123 907	98 587	62 898	35 815	25 320	3 930	2 500	10 414
<b>1987</b>												
<b>Total</b> .....	<b>1 293</b>	<b>37 959</b>	<b>303 550</b>	<b>1 743 396</b>	<b>1 702 054</b>	<b>1 490 676</b>	<b>931 726</b>	<b>578 566</b>	<b>211 378</b>	<b>28 948</b>	<b>13 694</b>	<b>241 521</b>
Establishments reporting legal form of organization—												
Individual proprietor ...	550	6 293	40 394	233 970	225 075	218 430	140 505	81 692	6 645	3 982	1 093	35 767
Partnership .....	19	807	3 309	14 460	13 740	13 026	9 296	3 730	714	316	1 206	2 595
Corporation .....	724	30 859	259 847	1 494 966	1 463 239	1 259 220	781 925	493 144	204 019	24 650	11 395	203 159
Private .....	N	N	N	N	N	N	N	N	N	N	N	N
Public .....	N	N	N	N	N	N	N	N	N	N	N	N
Not reported .....	N	N	N	N	N	N	N	N	N	N	N	N
Other .....	-	-	-	-	-	-	-	-	-	-	-	-
<b>1982</b>												
<b>Total</b> .....	<b>1 394</b>	<b>29 228</b>	<b>224 269</b>	<b>1 189 938</b>	<b>1 154 510</b>	<b>921 989</b>	<b>468 395</b>	<b>465 950</b>	<b>232 521</b>	<b>26 483</b>	<b>24 939</b>	<b>186 146</b>
Establishments reporting legal form of organization—												
Individual proprietor ...	474	2 249	10 804	55 480	55 081	51 994	28 281	24 077	3 087	1 229	1 652	10 622
Partnership .....	20	292	1 879	10 588	10 507	8 691	4 830	3 889	1 816	104	75	622
Corporation .....	898	26 687	211 586	1 123 870	1 088 922	861 304	435 284	437 984	227 618	25 150	23 212	174 902
Private .....	N	N	N	N	N	N	N	N	N	N	N	N
Public .....	N	N	N	N	N	N	N	N	N	N	N	N
Not reported .....	N	N	N	N	N	N	N	N	N	N	N	N
Other .....	2	D	D	D	D	D	D	D	D	D	D	D
<b>1977</b>												
<b>Total</b> .....	<b>1 692</b>	<b>36 154</b>	<b>216 260</b>	<b>930 972</b>	<b>894 810</b>	<b>707 435</b>	<b>400 768</b>	<b>324 782</b>	<b>187 375</b>	<b>20 880</b>	<b>14 699</b>	<b>160 992</b>
Establishments reporting legal form of organization—												
Individual proprietor ...	695	3 472	13 119	55 024	53 737	45 215	24 553	21 898	8 522	534	1 060	12 397
Partnership .....	39	458	2 315	13 433	12 858	10 841	7 320	3 551	2 017	432	215	1 938
Corporation .....	928	31 422	195 587	851 980	815 099	639 081	361 539	294 164	176 018	19 877	13 185	143 741
Private .....	N	N	N	N	N	N	N	N	N	N	N	N
Public .....	N	N	N	N	N	N	N	N	N	N	N	N
Not reported .....	N	N	N	N	N	N	N	N	N	N	N	N
Other .....	30	802	5 239	13 343	13 116	12 298	7 356	5 169	818	37	239	2 916

<sup>1</sup>In earlier censuses, construction receipts only were collected. Starting in 1992, the value of construction work was collected to better measure actual construction activity where no receipts were collected.

Notes: Data presented for "Corporation" for the year 1982 (excluding data for the number of establishments), include data from adjoining columns that have been withheld to avoid disclosing data for individual companies.

The "Other" category includes establishments whose legal form of organization was other than corporations, partnerships, or individual proprietors. Included in the "Other" category are joint ventures, cooperative associations, estates, etc. Establishments not indicating their legal form of organization were assigned to one of the four classifications of individual proprietors, partnerships, corporations, or "other" based on their company name.

Corporations, private and public, were first collected in 1997.

**Table 5. General Statistics for Establishments by Metropolitan Areas: 1997**

[Detail may not add to total because of rounding. For meaning of abbreviations and symbols, see introductory text. For explanation of terms, see Appendix A]

Geographic area	Estab-lish-ments (number)	Paid employees+		Payroll		Value of construction work <sup>1</sup> (\$1,000)	Net value of construction work# (\$1,000)	Value added++ (\$1,000)	Payments for materials, components, supplies, electricity, and fuels (\$1,000)	Payments for construction work subcontracted to others (\$1,000)	Rental payments for machinery, equipment, and structures (\$1,000)	Capital expenditures other than land (\$1,000)	End-of-year gross book value of depreciable assets (\$1,000)
		All (number)	Construction workers (number)	All employees (\$1,000)	Construction workers (\$1,000)								
<b>1997</b>													
<b>Puerto Rico .....</b>	<b>1 957</b>	<b>57 123</b>	<b>51 198</b>	<b>697 211</b>	<b>579 619</b>	<b>3 965 294</b>	<b>3 230 541</b>	<b>2 106 326</b>	<b>1 175 755</b>	<b>734 753</b>	<b>90 261</b>	<b>204 242</b>	<b>781 470</b>
Aguadilla MSA .....	84	1 144	1 049	12 702	8 268	57 888	48 144	32 329	15 882	9 744	673	2 012	10 539
Mayagüez MSA .....	128	4 097	3 764	42 298	35 964	203 609	165 761	105 639	60 562	37 848	2 262	7 819	34 818
Ponce MSA .....	151	4 838	4 462	60 383	50 625	285 990	255 597	166 619	90 913	30 393	4 021	5 808	42 036
San Juan-Caguas CMSA .....	1 375	43 736	38 923	550 124	457 248	3 252 026	2 622 656	1 720 615	948 739	629 370	81 195	180 631	649 130
Arecibo PMSA .....	58	839	762	8 782	7 132	54 872	50 509	36 059	14 450	4 363	245	793	5 802
Caguas PMSA .....	128	2 018	1 721	20 787	17 641	115 370	97 154	54 437	42 737	18 216	2 450	5 553	22 100
San Juan-Bayamón PMSA ..	1 189	40 879	36 440	520 555	432 475	3 081 784	2 474 993	1 630 119	891 552	606 791	78 500	174 285	621 228

Note: The data for 1977, 1982, 1987, and 1992 were not re-tabulated for the 1997 MSAs because of disclosure considerations caused by the new definition.

**Table 6. Class and Ownership of Construction Projects for Establishments: 1997, 1992, 1987, 1982, and 1977**

[Thousand dollars. Detail may not add to total because of rounding. For meaning of abbreviations and symbols, see introductory text. For explanation of terms, see Appendix A]

Year	Value of construction work <sup>1</sup>	Class of construction		Ownership of construction projects	
		New construction	Maintenance and repair	Government owned construction	Privately owned construction
1997 .....	3 965 294	3 041 046	924 421	1 607 463	2 357 919
1992 .....	2 550 963	1 995 065	550 667	1 182 345	1 368 618
1987 .....	1 702 054	1 430 466	270 796	687 412	1 013 698
1982 .....	1 154 510	963 716	190 908	502 936	651 688
1977 .....	894 810	789 284	105 536	262 489	632 324

<sup>1</sup>In earlier censuses, construction receipts only were collected. Starting in 1992, the value of construction work was collected to better measure actual construction activity where no receipts were collected.

**Table 7. Type of Construction Statistics for Establishments: 1997, 1992, 1987, 1982, and 1977**

[Detail may not add to total because of rounding. For meaning of abbreviations and symbols, see introductory text. For explanation of terms, see Appendix A]

Type of construction	Value of construction work <sup>1</sup>		
	Total (\$1,000)	New construction (\$1,000)	Maintenance and repair (\$1,000)
<b>1997</b>			
<b>Total</b> .....	<b>3 965 294</b>	<b>3 041 046</b>	<b>924 421</b>
<b>Building construction, total</b> .....	<b>2 716 648</b>	<b>2 056 715</b>	<b>660 063</b>
Single-family houses, detached and attached .....	840 849	641 519	199 372
Apartment buildings and other residential buildings .....	380 980	259 652	121 360
Industrial buildings and warehouses .....	493 572	372 603	120 985
Commercial buildings .....	609 770	485 731	124 067
Other nonresidential buildings .....	391 477	297 210	94 279
<b>Nonbuilding construction, total</b> .....	<b>1 248 825</b>	<b>984 372</b>	<b>264 464</b>
Highways, streets, and related work .....	481 606	391 011	90 585
Bridges, tunnels, and elevated highways .....	111 357	97 096	14 270
Water, sewer, pipeline, communication transmission lines, and power lines .....	282 720	216 489	66 242
Other nonbuilding construction, nec .....	373 142	279 776	93 367
<b>Construction work not specified by kind</b> .....	<b>-</b>	<b>N</b>	<b>N</b>
<b>1992</b>			
<b>Total</b> .....	<b>2 550 963</b>	<b>1 995 065</b>	<b>550 667</b>
<b>Building construction, total</b> .....	<b>1 745 333</b>	<b>1 351 035</b>	<b>394 298</b>
Single-family houses, detached and attached .....	445 840	374 857	70 983
Apartment buildings and other residential buildings .....	229 696	155 420	74 276
Industrial buildings and warehouses .....	624 774	485 616	139 158
Commercial buildings .....	N	N	N
Other nonresidential buildings .....	445 023	335 142	109 881
<b>Nonbuilding construction, total</b> .....	<b>800 399</b>	<b>644 030</b>	<b>156 369</b>
Highways, streets, and related work .....	292 903	236 778	56 125
Bridges, tunnels, and elevated highways .....	51 673	50 091	1 582
Water, sewer, pipeline, communication transmission lines, and power lines .....	208 646	166 286	42 360
Other nonbuilding construction, nec .....	247 177	190 875	56 302
<b>Construction work not specified by kind</b> .....	<b>5 231</b>	<b>N</b>	<b>N</b>
<b>1987</b>			
<b>Total</b> .....	<b>1 702 054</b>	<b>1 430 466</b>	<b>270 796</b>
<b>Building construction, total</b> .....	<b>1 322 511</b>	<b>1 142 555</b>	<b>179 292</b>
Single-family houses, detached and attached .....	507 487	461 934	45 132
Apartment buildings and other residential buildings .....	215 596	178 056	37 488
Industrial buildings and warehouses .....	225 021	179 338	45 632
Commercial buildings .....	N	N	N
Other nonresidential buildings .....	374 407	323 227	51 040
<b>Nonbuilding construction, total</b> .....	<b>374 772</b>	<b>284 319</b>	<b>90 344</b>
Highways, streets, and related work .....	185 964	125 924	59 996
Bridges, tunnels, and elevated highways .....	13 755	D	D
Water, sewer, pipeline, communication transmission lines, and power lines .....	94 745	D	D
Other nonbuilding construction, nec .....	80 308	D	D
<b>Construction work not specified by kind</b> .....	<b>4 482</b>	<b>3 381</b>	<b>1 075</b>
<b>1982</b>			
<b>Total</b> .....	<b>1 154 510</b>	<b>963 716</b>	<b>190 908</b>
<b>Building construction, total</b> .....	<b>697 492</b>	<b>612 256</b>	<b>85 275</b>
Single-family houses, detached and attached .....	323 394	298 656	24 752
Apartment buildings and other residential buildings .....	115 929	102 360	13 572
Industrial buildings and warehouses .....	120 667	98 344	22 337
Commercial buildings .....	N	N	N
Other nonresidential buildings .....	137 502	112 896	24 614
<b>Nonbuilding construction, total</b> .....	<b>185 296</b>	<b>141 856</b>	<b>43 448</b>
Highways, streets, and related work .....	57 583	40 215	17 373
Bridges, tunnels, and elevated highways .....	12 631	D	D
Water, sewer, pipeline, communication transmission lines, and power lines .....	57 030	D	D
Other nonbuilding construction, nec .....	58 052	D	D
<b>Construction work not specified by kind</b> .....	<b>271 792</b>	<b>209 636</b>	<b>62 212</b>

See footnotes at end of table.

Table 7. **Type of Construction Statistics for Establishments: 1997, 1992, 1987, 1982, and 1977—Con.**

[Detail may not add to total because of rounding. For meaning of abbreviations and symbols, see introductory text. For explanation of terms, see Appendix A]

Type of construction	Value of construction work <sup>1</sup>		
	Total (\$1,000)	New construction (\$1,000)	Maintenance and repair (\$1,000)
<b>1977</b>			
<b>Total</b> .....	<b>894 810</b>	<b>789 284</b>	<b>105 536</b>
<b>Building construction, total</b> .....	<b>608 522</b>	<b>N</b>	<b>N</b>
Single-family houses, detached and attached .....	273 380	N	N
Apartment buildings and other residential buildings .....	N	N	N
Industrial buildings and warehouses .....	137 888	N	N
Commercial buildings .....	N	N	N
Other nonresidential buildings .....	N	N	N
<b>Nonbuilding construction, total</b> .....	<b>228 156</b>	<b>N</b>	<b>N</b>
Highways, streets, and related work .....	85 659	N	N
Bridges, tunnels, and elevated highways .....	23 210	N	N
Water, sewer, pipeline, communication transmission lines, and power lines .....	N	N	N
Other nonbuilding construction, nec .....	N	N	N
<b>Construction work not specified by kind</b> .....	<b>58 132</b>	<b>N</b>	<b>N</b>

<sup>1</sup>In earlier censuses, construction receipts only were collected. Starting in 1992, the value of construction work was collected to better measure actual construction activity where no receipts were collected.

Note: In census years 1977, 1982, and 1987, data for "Commercial buildings" were collected separately. For 1992, data for "Commercial buildings" were included in "Other nonresidential buildings" and in "Industrial buildings and warehouses." For 1997, data for "Commercial buildings" were collected separately.

**Table 1. Detailed Statistics for Establishments by Industry: 1997**

[Detail may not add to total because of rounding. For meaning of abbreviations and symbols, see introductory text. For explanation of terms, see Appendix A]

SIC code	Industry	Estab-lishments (number)	Proprietors and partners (number)	Unpaid family workers (number)	Paid employees						
					All employees+ (number)	Construction workers					Other employees, March (number)
						Average (number)	March (number)	May (number)	August (number)	November (number)	
	<b>Construction Industries and Subdividers and Developers . . .</b>	<b>1 957</b>	<b>1 020</b>	<b>136</b>	<b>57 123</b>	<b>51 198</b>	<b>50 022</b>	<b>50 918</b>	<b>51 145</b>	<b>51 929</b>	<b>5 925</b>
<b>15</b>	<b>General building contractors &amp; operative builders . . . . .</b>	<b>798</b>	<b>445</b>	<b>46</b>	<b>27 460</b>	<b>24 642</b>	<b>24 838</b>	<b>24 513</b>	<b>24 208</b>	<b>24 698</b>	<b>2 818</b>
1521	Single-family housing construction . . . .	381	234	26	6 740	6 140	6 301	6 112	5 988	6 041	600
1522	Residential construction, nec . . . . .	61	39	4	4 472	4 246	4 108	4 215	4 242	4 397	226
1531	Operative builders . . . . .	59	39	3	1 704	1 523	1 394	1 527	1 584	1 575	181
1541	Industrial building & warehouses . . . . .	96	40	8	5 015	3 959	4 082	4 024	3 910	3 772	1 056
1542	Nonresidential construction, nec . . . . .	201	93	5	9 529	8 774	8 953	8 635	8 484	8 913	755
<b>16</b>	<b>Heavy construction other than building . . . . .</b>	<b>195</b>	<b>87</b>	<b>17</b>	<b>11 208</b>	<b>10 083</b>	<b>9 928</b>	<b>10 029</b>	<b>9 979</b>	<b>10 293</b>	<b>1 125</b>
1611	Highway & street construction, excluding elevated highways . . . . .	95	D	D	i	D	D	D	D	D	D
1622	Bridge, tunnel, & elevated highway construction . . . . .	12	D	D	f	D	D	D	D	D	D
1623	Water, sewer, pipeline, & communications & power lines . . . . .	45	22	5	2 105	1 828	1 752	1 784	1 829	1 926	277
1629	Heavy construction, nec . . . . .	43	17	3	2 278	2 123	1 967	2 024	2 194	2 291	155
<b>17</b>	<b>Special trade contractors . . . . .</b>	<b>880</b>	<b>451</b>	<b>70</b>	<b>17 638</b>	<b>15 733</b>	<b>14 606</b>	<b>15 617</b>	<b>16 198</b>	<b>16 186</b>	<b>1 905</b>
1711	Plumbing, heating, & air-conditioning . .	163	88	21	3 145	2 804	2 533	2 728	2 968	2 917	341
1721	Painting & paper hanging . . . . .	64	33	—	651	573	556	559	581	564	78
1731	Electrical work . . . . .	240	130	23	5 779	5 113	4 736	5 154	5 212	5 265	666
1741	Masonry, stone setting, & other stonework . . . . .	16	9	—	289	269	248	287	265	273	20
1742	Plastering, drywall, acoustical, & insulation work . . . . .	44	23	1	1 776	1 611	1 609	1 609	1 584	1 625	165
1743	Terrazzo, tile, marble, & mosaic work .	8	3	—	107	87	59	90	97	93	20
1751	Carpentry work . . . . .	29	24	6	201	168	144	174	179	167	33
1752	Floor laying & other floor, nec . . . . .	17	8	—	138	105	104	102	105	109	33
1761	Roofing, siding, & sheet metal work . . .	66	25	1	840	731	683	719	729	772	109
1771	Concrete work . . . . .	51	28	1	1 863	1 775	1 617	1 733	1 945	1 795	88
1781	Water well drilling . . . . .	3	—	—	22	16	15	16	17	17	6
1791	Structural steel erection . . . . .	37	15	5	843	746	795	799	685	685	97
1793	Glass & glazing work . . . . .	11	6	1	78	59	46	63	63	63	19
1794	Excavation work . . . . .	16	10	4	525	469	418	474	483	491	56
1795	Wrecking & demolition work . . . . .	7	2	—	71	66	66	62	60	75	5
1796	Installation or erection of building equipment, nec . . . . .	33	5	—	738	642	537	586	713	720	96
1799	Special trade contractors, nec . . . . .	75	42	7	572	499	440	462	512	555	73
<b>6552</b>	<b>Subdividers and developers, nec (ex cemeteries) . . . . .</b>	<b>84</b>	<b>37</b>	<b>3</b>	<b>817</b>	<b>740</b>	<b>650</b>	<b>759</b>	<b>760</b>	<b>752</b>	<b>77</b>

**Table 1. Detailed Statistics for Establishments by Industry: 1997—Con.**

[Detail may not add to total because of rounding. For meaning of abbreviations and symbols, see introductory text. For explanation of terms, see Appendix A]

SIC code	Industry	Hours worked by construction workers					Payroll			First-quarter payroll, all employees (\$1,000)
		Total (number)	January through March (number)	April through June (number)	July through September (number)	October through December (number)	All employees (\$1,000)	Construction workers (\$1,000)	Other employees (\$1,000)	
	<b>Construction Industries and Subdividers and Developers . . .</b>	<b>84 033 332</b>	<b>19 164 207</b>	<b>21 589 286</b>	<b>21 627 682</b>	<b>21 652 157</b>	<b>697 211</b>	<b>579 619</b>	<b>117 592</b>	<b>156 778</b>
<b>15</b>	<b>General building contractors &amp; operative builders . . . . .</b>	<b>39 010 331</b>	<b>8 980 908</b>	<b>10 080 966</b>	<b>9 935 792</b>	<b>10 012 665</b>	<b>324 137</b>	<b>268 629</b>	<b>55 508</b>	<b>73 688</b>
1521	Single-family housing construction . . . . .	9 406 938	2 175 234	2 413 692	2 433 805	2 384 207	70 208	58 129	12 079	15 838
1522	Residential construction, nec . . . . .	6 616 917	1 494 293	1 670 726	1 688 961	1 762 937	47 341	42 364	4 977	10 021
1531	Operative builders . . . . .	2 327 496	517 846	609 943	606 390	593 317	23 830	17 408	6 422	5 133
1541	Industrial building & warehouses . . . . .	7 063 442	1 562 817	1 858 148	1 821 954	1 820 523	68 789	52 492	16 297	17 386
1542	Nonresidential construction, nec . . . . .	13 595 538	3 230 718	3 528 457	3 384 682	3 451 681	113 969	98 236	15 733	25 310
<b>16</b>	<b>Heavy construction other than building . . . . .</b>	<b>17 290 710</b>	<b>4 065 243</b>	<b>4 435 487</b>	<b>4 407 769</b>	<b>4 382 211</b>	<b>155 997</b>	<b>130 675</b>	<b>25 322</b>	<b>35 905</b>
1611	Highway & street construction, excluding elevated highways . . . . .	D	D	D	D	D	D	D	D	D
1622	Bridge, tunnel, & elevated highway construction . . . . .	D	D	D	D	D	D	D	D	D
1623	Water, sewer, pipeline, & communications & power lines . . . . .	2 971 655	688 899	763 463	772 149	747 144	27 568	22 891	4 677	6 436
1629	Heavy construction, nec . . . . .	3 712 948	804 092	890 618	982 514	1 035 724	35 760	30 215	5 545	8 532
<b>17</b>	<b>Special trade contractors . . . . .</b>	<b>26 599 813</b>	<b>5 865 142</b>	<b>6 774 017</b>	<b>6 986 801</b>	<b>6 973 853</b>	<b>207 601</b>	<b>172 160</b>	<b>35 441</b>	<b>45 015</b>
1711	Plumbing, heating, & air-conditioning . . . . .	4 516 689	975 431	1 133 912	1 219 568	1 187 778	37 709	31 408	6 301	7 959
1721	Painting & paper hanging . . . . .	856 026	197 769	219 055	225 788	213 414	6 182	4 821	1 361	1 322
1731	Electrical work . . . . .	9 121 282	2 068 703	2 299 138	2 357 573	2 395 868	72 947	58 962	13 985	15 756
1741	Masonry, stone setting, & other stonework . . . . .	436 389	94 726	119 583	111 944	110 136	3 398	2 962	436	614
1742	Plastering, drywall, acoustical, & insulation work . . . . .	2 932 770	677 322	759 689	754 714	741 045	20 009	17 513	2 496	4 476
1743	Terrazzo, tile, marble, & mosaic work . . . . .	129 160	22 731	40 173	35 120	31 136	1 202	870	332	237
1751	Carpentry work . . . . .	260 708	58 364	68 217	70 389	63 738	1 457	1 301	156	365
1752	Floor laying & other floor, nec . . . . .	197 271	44 683	44 553	52 174	55 861	1 422	1 162	260	342
1761	Roofing, siding, & sheet metal work . . . . .	956 774	213 672	245 423	246 177	251 502	7 718	6 274	1 444	1 711
1771	Concrete work . . . . .	3 128 700	617 648	810 403	863 558	837 091	21 197	19 974	1 223	4 425
1781	Water well drilling . . . . .	31 291	6 721	7 652	8 233	8 685	359	246	113	89
1791	Structural steel erection . . . . .	1 193 995	274 619	318 850	300 581	299 945	10 822	8 382	2 440	2 457
1793	Glass & glazing work . . . . .	99 755	19 749	26 426	26 910	26 670	629	439	190	156
1794	Excavation work . . . . .	837 612	182 252	207 303	215 158	232 899	5 867	4 373	1 494	1 322
1795	Wrecking & demolition work . . . . .	116 807	26 606	28 054	28 294	33 853	960	845	115	243
1796	Installation or erection of building equipment, nec . . . . .	986 038	224 963	253 644	253 801	253 630	9 923	7 801	2 122	2 338
1799	Special trade contractors, nec . . . . .	798 546	159 183	191 942	216 819	230 602	5 800	4 827	973	1 203
<b>6552</b>	<b>Subdividers and developers, nec (ex cemeteries) . . . . .</b>	<b>1 132 478</b>	<b>252 914</b>	<b>298 816</b>	<b>297 320</b>	<b>283 428</b>	<b>9 476</b>	<b>8 155</b>	<b>1 321</b>	<b>2 170</b>

**Table 1. Detailed Statistics for Establishments by Industry: 1997—Con.**

[Detail may not add to total because of rounding. For meaning of abbreviations and symbols, see introductory text. For explanation of terms, see Appendix A]

SIC code	Industry	Dollar value of business done			Value of construction work subcontracted in from others (\$1,000)	Net value of construction work# (\$1,000)	Value added++ (\$1,000)
		Total (\$1,000)	Value of construction work (\$1,000)	Other business and land receipts (\$1,000)			
	<b>Construction Industries and Subdividers and Developers . . .</b>	<b>4 017 517</b>	<b>3 965 294</b>	<b>52 223</b>	<b>760 983</b>	<b>3 230 541</b>	<b>2 106 326</b>
<b>15</b>	<b>General building contractors &amp; operative builders . . . . .</b>	<b>2 019 858</b>	<b>1 998 754</b>	<b>21 104</b>	<b>251 107</b>	<b>1 583 646</b>	<b>1 055 104</b>
1521	Single-family housing construction . . . .	542 803	536 793	6 010	118 464	422 559	279 783
1522	Residential construction, nec . . . . .	289 040	286 836	2 204	61 940	205 858	125 730
1531	Operative builders . . . . .	217 180	215 358	1 822	12 395	178 396	149 679
1541	Industrial building & warehouses . . . . .	297 738	289 628	8 110	20 855	240 752	148 783
1542	Nonresidential construction, nec . . . . .	673 097	670 139	2 958	37 453	536 081	351 129
<b>16</b>	<b>Heavy construction other than building . . . . .</b>	<b>D</b>	<b>916 477</b>	<b>D</b>	<b>103 775</b>	<b>732 697</b>	<b>D</b>
1611	Highway & street construction, excluding elevated highways . . . . .	D	D	D	D	D	D
1622	Bridge, tunnel, & elevated highway construction . . . . .	D	D	D	D	D	D
1623	Water, sewer, pipeline, & communications & power lines . . . . .	192 313	180 075	12 238	20 293	136 341	100 993
1629	Heavy construction, nec . . . . .	163 894	163 278	616	45 779	139 592	100 314
<b>17</b>	<b>Special trade contractors . . . . .</b>	<b>948 973</b>	<b>936 117</b>	<b>12 856</b>	<b>405 391</b>	<b>831 753</b>	<b>495 638</b>
1711	Plumbing, heating, & air-conditioning . .	188 835	188 647	188	91 964	168 569	100 695
1721	Painting & paper hanging . . . . .	23 174	23 174	—	7 466	20 861	11 454
1731	Electrical work . . . . .	314 878	314 384	494	170 116	277 401	168 631
1741	Masonry, stone setting, & other stonework . . . . .	D	15 257	D	5 149	14 260	D
1742	Plastering, drywall, acoustical, & insulation work . . . . .	D	77 272	D	45 630	66 444	D
1743	Terrazzo, tile, marble, & mosaic work . .	D	5 281	D	549	5 252	D
1751	Carpentry work . . . . .	D	5 964	D	443	5 478	D
1752	Floor laying & other floor, nec . . . . .	D	9 762	D	1 719	8 480	D
1761	Roofing, siding, & sheet metal work . . .	43 863	43 102	761	11 166	39 268	24 657
1771	Concrete work . . . . .	D	72 528	D	18 918	64 956	D
1781	Water well drilling . . . . .	D	1 375	D	126	1 298	D
1791	Structural steel erection . . . . .	D	60 201	D	24 042	54 228	D
1793	Glass & glazing work . . . . .	D	4 021	D	1 881	3 714	D
1794	Excavation work . . . . .	D	32 060	D	7 827	28 080	D
1795	Wrecking & demolition work . . . . .	6 183	6 183	—	4 027	5 895	4 110
1796	Installation or erection of building equipment, nec . . . . .	D	49 423	D	7 481	43 228	D
1799	Special trade contractors, nec . . . . .	27 586	27 483	103	6 887	24 341	13 932
<b>6552</b>	<b>Subdividers and developers, nec (ex cemeteries) . . . . .</b>	<b>D</b>	<b>113 946</b>	<b>D</b>	<b>710</b>	<b>82 445</b>	<b>D</b>

**Table 1. Detailed Statistics for Establishments by Industry: 1997—Con.**

[Detail may not add to total because of rounding. For meaning of abbreviations and symbols, see introductory text. For explanation of terms, see Appendix A]

SIC code	Industry	Payments for materials and services used							
		Total (\$1,000)	Materials, components, and supplies (\$1,000)	Construction work subcontracted to others (\$1,000)	Rental of machinery, equipment, and structures (\$1,000)	Communication and repairs to machinery, equipment, buildings, and other structures (\$1,000)	Electricity (\$1,000)	Gasoline, diesel fuel, and gasohol (\$1,000)	Other fuels for heat or power such as natural gas, and lubricants, oils, and greases (\$1,000)
	<b>Construction Industries and Subdividers and Developers . .</b>	<b>2 033 978</b>	<b>1 082 899</b>	<b>734 753</b>	<b>90 261</b>	<b>33 209</b>	<b>30 790</b>	<b>58 159</b>	<b>3 907</b>
<b>15</b>	<b>General building contractors &amp; operative builders . . . . .</b>	<b>1 024 270</b>	<b>512 165</b>	<b>415 108</b>	<b>51 287</b>	<b>8 229</b>	<b>14 821</b>	<b>21 756</b>	<b>904</b>
1521	Single-family housing construction . . . .	273 773	138 023	114 234	8 188	2 565	4 473	5 839	451
1522	Residential construction, nec . . . . .	167 881	78 442	80 978	3 108	1 463	1 586	2 122	182
1531	Operative builders . . . . .	69 182	28 418	36 962	1 354	327	527	1 588	6
1541	Industrial building & warehouses . . . . .	152 320	89 768	48 876	2 459	906	3 661	6 607	43
1542	Nonresidential construction, nec . . . . .	361 114	177 514	134 058	36 178	2 968	4 574	5 600	222
<b>16</b>	<b>Heavy construction other than building . . . . .</b>	<b>489 979</b>	<b>240 718</b>	<b>183 780</b>	<b>30 123</b>	<b>15 839</b>	<b>4 065</b>	<b>13 377</b>	<b>2 077</b>
1611	Highway & street construction, excluding elevated highways . . . . .	D	D	D	D	D	D	D	D
1622	Bridge, tunnel, & elevated highway construction . . . . .	D	D	D	D	D	D	D	D
1623	Water, sewer, pipeline, & communications & power lines . . . . .	95 956	41 299	43 734	1 820	2 816	953	3 790	1 544
1629	Heavy construction, nec . . . . .	69 087	36 885	23 686	3 573	1 934	537	2 314	158
<b>17</b>	<b>Special trade contractors . . . . .</b>	<b>469 802</b>	<b>315 192</b>	<b>104 364</b>	<b>7 897</b>	<b>8 570</b>	<b>11 462</b>	<b>21 391</b>	<b>926</b>
1711	Plumbing, heating, & air-conditioning . .	90 092	63 426	20 078	1 339	613	1 803	2 750	83
1721	Painting & paper hanging . . . . .	11 958	8 540	2 313	104	134	474	393	—
1731	Electrical work . . . . .	151 021	99 823	36 983	2 952	1 822	4 090	5 144	207
1741	Masonry, stone setting, & other stonework . . . . .	7 801	6 426	997	58	34	151	131	4
1742	Plastering, drywall, acoustical, & insulation work . . . . .	36 969	23 147	10 828	598	684	769	742	201
1743	Terrazzo, tile, marble, & mosaic work .	1 383	1 136	29	26	41	123	28	—
1751	Carpentry work . . . . .	3 169	2 287	486	38	42	144	167	5
1752	Floor laying & other floor, nec . . . . .	3 662	1 909	1 282	65	122	112	171	1
1761	Roofing, siding, & sheet metal work . . .	19 648	14 109	3 834	127	315	491	735	37
1771	Concrete work . . . . .	43 890	25 314	7 572	870	1 257	1 170	7 703	4
1781	Water well drilling . . . . .	576	306	77	30	91	5	59	8
1791	Structural steel erection . . . . .	37 680	29 234	5 973	525	229	669	892	158
1793	Glass & glazing work . . . . .	1 888	1 425	307	34	24	30	68	—
1794	Excavation work . . . . .	17 336	10 097	3 980	244	1 870	244	735	166
1795	Wrecking & demolition work . . . . .	2 541	1 627	288	228	240	54	99	5
1796	Installation or erection of building equipment, nec . . . . .	25 267	17 212	6 195	267	177	622	784	10
1799	Special trade contractors, nec . . . . .	14 921	9 174	3 142	392	875	511	790	37
<b>6552</b>	<b>Subdividers and developers, nec (ex cemeteries) . . . . .</b>	<b>49 927</b>	<b>14 824</b>	<b>31 501</b>	<b>954</b>	<b>571</b>	<b>442</b>	<b>1 635</b>	<b>—</b>



**Table 2. Assets, Capital Expenditures, and Depreciation for Establishments by Industry: 1997**

[Thousand dollars. Detail may not add to total because of rounding. For meaning of abbreviations and symbols, see introductory text. For explanation of terms, see Appendix A]

SIC code	Industry	Structures, additions, and related facilities					
		End-of-year gross book value of depreciable assets					Depreciation charges during year
		Total	Beginning-of-year gross book value of depreciable assets	Capital expenditures		Retirement and disposition of depreciable assets	
				New structures and related facilities	Used structures and related facilities		
	<b>Construction Industries and Subdividers and Developers .....</b>	<b>195 976</b>	<b>190 898</b>	<b>7 028</b>	<b>880</b>	<b>2 830</b>	<b>57 451</b>
<b>15</b>	<b>General building contractors &amp; operative builders ..</b>	<b>128 756</b>	<b>127 182</b>	<b>1 250</b>	<b>447</b>	<b>123</b>	<b>33 408</b>
1521	Single-family housing construction .....	41 733	40 950	449	349	15	8 242
1522	Residential construction, nec .....	16 860	16 748	110	17	15	2 985
1531	Operative builders .....	23 066	22 886	226	—	46	7 580
1541	Industrial building & warehouses .....	10 363	10 201	149	25	12	2 290
1542	Nonresidential construction, nec .....	36 734	36 397	316	56	35	12 311
<b>16</b>	<b>Heavy construction other than building .....</b>	<b>29 457</b>	<b>28 873</b>	<b>2 798</b>	<b>165</b>	<b>2 379</b>	<b>3 309</b>
1611	Highway & street construction, excluding elevated highways .....	D	D	D	D	D	D
1622	Bridge, tunnel, & elevated highway construction .....	D	D	D	D	D	D
1623	Water, sewer, pipeline, & communications & power lines ..	4 645	4 402	238	5	—	819
1629	Heavy construction, nec .....	10 569	8 704	1 995	73	203	1 035
<b>17</b>	<b>Special trade contractors .....</b>	<b>32 897</b>	<b>30 035</b>	<b>2 921</b>	<b>268</b>	<b>327</b>	<b>19 796</b>
1711	Plumbing, heating, & air-conditioning .....	7 125	5 405	1 705	23	8	4 150
1721	Painting & paper hanging .....	1 325	1 325	—	—	—	531
1731	Electrical work .....	11 604	11 324	158	155	33	7 140
1741	Masonry, stone setting, & other stonework .....	231	235	—	2	6	137
1742	Plastering, drywall, acoustical, & insulation work .....	2 083	2 083	—	—	—	1 366
1743	Terrazzo, tile, marble, & mosaic work .....	140	40	100	—	—	513
1751	Carpentry work .....	150	150	3	—	3	139
1752	Floor laying & other floor, nec .....	365	365	—	—	—	385
1761	Roofing, siding, & sheet metal work .....	1 492	1 583	68	32	191	987
1771	Concrete work .....	1 980	1 216	794	10	40	471
1781	Water well drilling .....	67	67	—	—	—	4
1791	Structural steel erection .....	2 282	2 240	41	1	—	892
1793	Glass & glazing work .....	181	181	—	—	—	157
1794	Excavation work .....	905	908	2	—	5	664
1795	Wrecking & demolition work .....	143	143	—	—	—	102
1796	Installation or erection of building equipment, nec .....	1 713	1 687	—	28	2	1 409
1799	Special trade contractors, nec .....	1 111	1 083	50	17	39	749
<b>6552</b>	<b>Subdividers and developers, nec (ex cemeteries) ..</b>	<b>4 866</b>	<b>4 808</b>	<b>59</b>	<b>—</b>	<b>1</b>	<b>938</b>

**Table 2. Assets, Capital Expenditures, and Depreciation for Establishments by Industry: 1997—Con.**

[Thousand dollars. Detail may not add to total because of rounding. For meaning of abbreviations and symbols, see introductory text. For explanation of terms, see Appendix A]

SIC code	Industry	Machinery and equipment							
		End-of-year gross book value of depreciable assets						Retirement and disposition of depreciable assets	Depreciation charges during year
		Total	Beginning-of-year gross book value of depreciable assets	Capital expenditures					
				New automobiles and trucks intended primarily for highway use	New machinery and job-site vehicles	Used machinery and equipment, including automobiles and trucks			
	<b>Construction Industries and Subdividers and Developers .....</b>	<b>585 494</b>	<b>398 294</b>	<b>52 932</b>	<b>126 121</b>	<b>17 281</b>	<b>9 134</b>	<b>78 895</b>	
<b>15</b>	<b>General building contractors &amp; operative builders ..</b>	<b>185 120</b>	<b>142 942</b>	<b>31 111</b>	<b>6 986</b>	<b>8 657</b>	<b>4 576</b>	<b>29 517</b>	
1521	Single-family housing construction .....	51 484	38 504	10 564	1 577	1 267	428	9 238	
1522	Residential construction, nec .....	26 161	21 955	3 824	925	675	1 218	3 358	
1531	Operative builders .....	24 927	17 097	3 736	131	4 357	394	3 567	
1541	Industrial building & warehouses .....	24 986	21 137	3 220	476	252	99	3 359	
1542	Nonresidential construction, nec .....	57 562	44 249	9 767	3 877	2 106	2 437	9 995	
<b>16</b>	<b>Heavy construction other than building .....</b>	<b>168 909</b>	<b>146 190</b>	<b>6 575</b>	<b>15 239</b>	<b>3 766</b>	<b>2 861</b>	<b>25 604</b>	
1611	Highway & street construction, excluding elevated highways .....	D	D	D	D	D	D	D	
1622	Bridge, tunnel, & elevated highway construction .....	D	D	D	D	D	D	D	
1623	Water, sewer, pipeline, & communications & power lines ..	31 338	25 647	1 328	3 965	1 976	1 578	7 787	
1629	Heavy construction, nec .....	35 974	28 666	1 443	6 270	192	597	4 455	
<b>17</b>	<b>Special trade contractors .....</b>	<b>218 201</b>	<b>97 981</b>	<b>14 770</b>	<b>101 734</b>	<b>4 847</b>	<b>1 131</b>	<b>21 649</b>	
1711	Plumbing, heating, & air-conditioning .....	19 772	15 770	2 957	773	419	147	3 554	
1721	Painting & paper hanging .....	3 311	2 741	499	22	88	39	557	
1731	Electrical work .....	136 935	30 515	5 250	99 551	1 837	218	8 575	
1741	Masonry, stone setting, & other stonework .....	1 642	1 556	107	12	46	79	350	
1742	Plastering, drywall, acoustical, & insulation work .....	8 384	7 348	906	44	87	1	1 038	
1743	Terrazzo, tile, marble, & mosaic work .....	1 067	882	185	—	—	—	151	
1751	Carpentry work .....	805	652	130	13	16	6	149	
1752	Floor laying & other floor, nec .....	1 250	846	398	6	—	—	221	
1761	Roofing, siding, & sheet metal work .....	4 059	3 157	836	56	14	4	874	
1771	Concrete work .....	9 066	7 730	1 131	352	69	216	1 192	
1781	Water well drilling .....	851	870	—	—	—	19	68	
1791	Structural steel erection .....	5 744	4 607	733	113	421	130	789	
1793	Glass & glazing work .....	575	453	122	—	—	—	102	
1794	Excavation work .....	12 104	9 756	398	494	1 456	—	1 720	
1795	Wrecking & demolition work .....	2 230	1 827	128	267	33	25	403	
1796	Installation or erection of building equipment, nec .....	6 779	6 093	661	1	25	1	1 344	
1799	Special trade contractors, nec .....	3 627	3 178	329	30	336	246	562	
<b>6552</b>	<b>Subdividers and developers, nec (ex cemeteries) ..</b>	<b>13 264</b>	<b>11 181</b>	<b>476</b>	<b>2 162</b>	<b>11</b>	<b>566</b>	<b>2 125</b>	

**Table 3. Selected Statistics for Establishments by Industry and Employment Size: 1997**

[Detail may not add to total because of rounding. For meaning of abbreviations and symbols, see introductory text. For explanation of terms, see Appendix A]

SIC code	Industry and employment size of establishment	Establishments (number)	All employees+ (number)	Annual payroll, all employees (\$1,000)	Dollar value of business done (\$1,000)	Value of construction work# (\$1,000)	Net value of construction work# (\$1,000)
	<b>CONSTRUCTION INDUSTRIES AND SUBDIVIDERS AND DEVELOPERS</b>						
	<b>Total .....</b>	<b>1 957</b>	<b>57 123</b>	<b>697 211</b>	<b>4 017 517</b>	<b>3 965 294</b>	<b>3 230 541</b>
	Establishments with an average of—						
	1 to 4 employees .....	649	1 616	16 330	154 329	153 166	127 846
	5 to 9 employees .....	420	2 829	28 453	217 125	216 394	167 823
	10 to 19 employees .....	313	4 346	45 156	286 437	284 631	239 929
	20 to 49 employees .....	300	9 063	101 423	608 492	598 451	498 561
	50 to 99 employees .....	150	10 444	121 978	695 367	685 739	555 448
	100 employees or more .....	125	28 825	383 871	2 055 767	2 026 913	1 640 934
<b>15</b>	<b>General building contractors &amp; operative builders</b>						
	<b>Total .....</b>	<b>798</b>	<b>27 460</b>	<b>324 137</b>	<b>2 019 858</b>	<b>1 998 754</b>	<b>1 583 646</b>
	Establishments with an average of—						
	1 to 4 employees .....	219	576	6 264	71 768	71 574	57 575
	5 to 9 employees .....	164	1 083	10 857	96 113	95 882	77 636
	10 to 19 employees .....	140	1 949	19 882	141 077	140 541	109 376
	20 to 49 employees .....	135	4 263	45 140	288 735	283 086	214 867
	50 to 99 employees .....	75	5 028	55 486	354 814	353 122	262 188
	100 employees or more .....	65	14 561	186 508	1 067 351	1 054 549	862 004
<b>1521</b>	<b>Single-family housing construction</b>						
	<b>Total .....</b>	<b>381</b>	<b>6 740</b>	<b>70 208</b>	<b>542 803</b>	<b>536 793</b>	<b>422 559</b>
	Establishments with an average of—						
	1 to 4 employees .....	151	e	D	D	D	D
	5 to 9 employees .....	95	f	D	D	D	D
	10 to 19 employees .....	65	901	9 026	D	67 367	45 893
	20 to 49 employees .....	35	1 080	10 633	D	73 308	56 390
	50 to 99 employees .....	21	1 375	14 749	D	103 650	73 074
	100 employees or more .....	14	2 360	25 930	D	195 604	166 177
<b>1522</b>	<b>Residential construction, nec</b>						
	<b>Total .....</b>	<b>61</b>	<b>4 472</b>	<b>47 341</b>	<b>289 040</b>	<b>286 836</b>	<b>205 858</b>
	Establishments with an average of—						
	1 to 4 employees .....	13	b	D	D	D	D
	5 to 9 employees .....	7	b	D	D	D	D
	10 to 19 employees .....	6	83	1 122	7 559	7 559	7 136
	20 to 49 employees .....	11	e	D	D	D	D
	50 to 99 employees .....	12	f	D	D	D	D
	100 employees or more .....	12	3 052	31 874	D	182 443	129 615
<b>1531</b>	<b>Operative builders</b>						
	<b>Total .....</b>	<b>59</b>	<b>1 704</b>	<b>23 830</b>	<b>217 180</b>	<b>215 358</b>	<b>178 396</b>
	Establishments with an average of—						
	1 to 4 employees .....	14	b	D	D	D	D
	5 to 9 employees .....	16	107	1 393	19 605	19 605	15 776
	10 to 19 employees .....	9	125	1 548	13 705	13 705	10 275
	20 to 49 employees .....	11	e	D	D	D	D
	50 to 99 employees .....	3	c	D	D	D	D
	100 employees or more .....	6	f	D	D	D	D
<b>1541</b>	<b>Industrial building &amp; warehouses</b>						
	<b>Total .....</b>	<b>96</b>	<b>5 015</b>	<b>68 789</b>	<b>297 738</b>	<b>289 628</b>	<b>240 752</b>
	Establishments with an average of—						
	1 to 4 employees .....	15	b	D	D	D	D
	5 to 9 employees .....	19	130	1 325	D	8 935	7 074
	10 to 19 employees .....	17	225	2 543	D	12 428	9 843
	20 to 49 employees .....	25	779	7 723	46 561	45 874	31 405
	50 to 99 employees .....	13	834	10 964	D	72 081	55 562
	100 employees or more .....	7	h	D	D	D	D
<b>1542</b>	<b>Nonresidential construction, nec</b>						
	<b>Total .....</b>	<b>201</b>	<b>9 529</b>	<b>113 969</b>	<b>673 097</b>	<b>670 139</b>	<b>536 081</b>
	Establishments with an average of—						
	1 to 4 employees .....	26	b	D	D	D	D
	5 to 9 employees .....	27	180	1 829	D	15 627	12 078
	10 to 19 employees .....	43	615	5 643	D	39 482	36 229
	20 to 49 employees .....	53	1 712	18 299	95 747	94 123	76 755
	50 to 99 employees .....	26	g	D	D	D	D
	100 employees or more .....	26	5 269	70 329	429 189	428 533	340 102

**Table 3. Selected Statistics for Establishments by Industry and Employment Size: 1997—Con.**

[Detail may not add to total because of rounding. For meaning of abbreviations and symbols, see introductory text. For explanation of terms, see Appendix A]

SIC code	Industry and employment size of establishment	Establishments (number)	All employees+ (number)	Annual payroll, all employees (\$1,000)	Dollar value of business done (\$1,000)	Value of construction work (\$1,000)	Net value of construction work# (\$1,000)
<b>16</b>	<b>Heavy construction other than building</b>						
	<b>Total</b> .....	<b>195</b>	<b>11 208</b>	<b>155 997</b>	<b>D</b>	<b>916 477</b>	<b>732 697</b>
	Establishments with an average of—						
	1 to 4 employees .....	44	117	1 766	D	14 279	13 018
	5 to 9 employees .....	35	250	2 692	18 414	18 373	15 457
	10 to 19 employees .....	26	373	3 293	22 499	22 178	20 360
	20 to 49 employees .....	39	1 137	14 536	D	96 320	90 174
	50 to 99 employees .....	19	1 371	17 771	D	114 596	98 982
	100 employees or more .....	32	7 960	115 939	D	650 731	494 706
<b>1611</b>	<b>Highway &amp; street construction, excluding elevated highways</b>						
	<b>Total</b> .....	<b>95</b>	<b>i</b>	<b>D</b>	<b>D</b>	<b>D</b>	<b>D</b>
	Establishments with an average of—						
	1 to 4 employees .....	19	b	D	D	D	D
	5 to 9 employees .....	17	c	D	D	D	D
	10 to 19 employees .....	17	249	2 138	D	13 331	11 920
	20 to 49 employees .....	22	618	7 486	D	50 973	47 200
	50 to 99 employees .....	7	f	D	D	D	D
	100 employees or more .....	13	h	D	D	D	D
<b>1622</b>	<b>Bridge, tunnel, &amp; elevated highway construction</b>						
	<b>Total</b> .....	<b>12</b>	<b>f</b>	<b>D</b>	<b>D</b>	<b>D</b>	<b>D</b>
	Establishments with an average of—						
	1 to 4 employees .....	3	a	D	D	D	D
	5 to 9 employees .....	—	—	—	—	—	—
	10 to 19 employees .....	2	b	D	D	D	D
	20 to 49 employees .....	2	b	D	D	D	D
	50 to 99 employees .....	1	b	D	D	D	D
	100 employees or more .....	4	f	D	D	D	D
<b>1623</b>	<b>Water, sewer, pipeline, &amp; communications &amp; power lines</b>						
	<b>Total</b> .....	<b>45</b>	<b>2 105</b>	<b>27 568</b>	<b>192 313</b>	<b>180 075</b>	<b>136 341</b>
	Establishments with an average of—						
	1 to 4 employees .....	9	28	201	1 320	1 320	1 165
	5 to 9 employees .....	14	98	927	D	6 756	5 876
	10 to 19 employees .....	5	65	693	D	5 251	5 034
	20 to 49 employees .....	4	122	3 757	D	27 469	26 134
	50 to 99 employees .....	5	305	4 129	24 704	24 704	19 953
	100 employees or more .....	8	1 487	17 861	D	114 575	78 179
<b>1629</b>	<b>Heavy construction, nec</b>						
	<b>Total</b> .....	<b>43</b>	<b>2 278</b>	<b>35 760</b>	<b>163 894</b>	<b>163 278</b>	<b>139 592</b>
	Establishments with an average of—						
	1 to 4 employees .....	13	b	D	D	D	D
	5 to 9 employees .....	4	b	D	D	D	D
	10 to 19 employees .....	2	b	D	D	D	D
	20 to 49 employees .....	11	e	D	D	D	D
	50 to 99 employees .....	6	e	D	D	D	D
	100 employees or more .....	7	1 395	24 616	85 559	85 045	69 660
<b>17</b>	<b>Special trade contractors</b>						
	<b>Total</b> .....	<b>880</b>	<b>17 638</b>	<b>207 601</b>	<b>948 973</b>	<b>936 117</b>	<b>831 753</b>
	Establishments with an average of—						
	1 to 4 employees .....	349	839	7 378	D	56 424	50 244
	5 to 9 employees .....	198	1 346	12 942	69 220	68 761	58 300
	10 to 19 employees .....	133	1 851	20 312	102 087	101 138	91 386
	20 to 49 employees .....	119	3 454	38 980	D	181 901	162 260
	50 to 99 employees .....	53	3 844	46 565	D	206 260	185 339
	100 employees or more .....	28	6 304	81 424	D	321 633	284 224
<b>1711</b>	<b>Plumbing, heating, &amp; air-conditioning</b>						
	<b>Total</b> .....	<b>163</b>	<b>3 145</b>	<b>37 709</b>	<b>188 835</b>	<b>188 647</b>	<b>168 569</b>
	Establishments with an average of—						
	1 to 4 employees .....	53	131	1 129	8 874	8 874	7 494
	5 to 9 employees .....	42	285	3 267	D	17 124	15 288
	10 to 19 employees .....	23	324	4 132	D	25 219	23 127
	20 to 49 employees .....	28	794	8 953	D	45 550	40 464
	50 to 99 employees .....	12	862	12 079	D	54 809	49 080
	100 employees or more .....	5	749	8 149	37 071	37 071	33 116
<b>1721</b>	<b>Painting &amp; paper hanging</b>						
	<b>Total</b> .....	<b>64</b>	<b>651</b>	<b>6 182</b>	<b>23 174</b>	<b>23 174</b>	<b>20 861</b>
	Establishments with an average of—						
	1 to 4 employees .....	30	70	526	3 470	3 470	3 263
	5 to 9 employees .....	18	115	1 066	6 060	6 060	5 100
	10 to 19 employees .....	7	103	845	3 275	3 275	2 971
	20 to 49 employees .....	6	179	1 622	4 679	4 679	4 259
	50 to 99 employees .....	3	184	2 123	5 690	5 690	5 268
	100 employees or more .....	—	—	—	—	—	—

**Table 3. Selected Statistics for Establishments by Industry and Employment Size: 1997—Con.**

[Detail may not add to total because of rounding. For meaning of abbreviations and symbols, see introductory text. For explanation of terms, see Appendix A]

SIC code	Industry and employment size of establishment	Establishments (number)	All employees+ (number)	Annual payroll, all employees (\$1,000)	Dollar value of business done (\$1,000)	Value of construction work (\$1,000)	Net value of construction work# (\$1,000)
<b>17</b>	<b>Special trade contractors—Con.</b>						
1731	Electrical work						
	<b>Total</b> .....	<b>240</b>	<b>5 779</b>	<b>72 947</b>	<b>314 878</b>	<b>314 384</b>	<b>277 401</b>
	Establishments with an average of—						
	1 to 4 employees .....	95	241	2 247	D	14 373	13 131
	5 to 9 employees .....	44	303	2 964	15 227	15 227	12 694
	10 to 19 employees .....	39	555	5 964	30 623	30 586	27 023
	20 to 49 employees .....	35	1 013	12 236	D	53 753	46 083
	50 to 99 employees .....	17	1 231	14 200	D	56 493	49 854
	100 employees or more .....	10	2 436	35 336	D	143 952	128 616
1741	Masonry, stone setting, & other stonework						
	<b>Total</b> .....	<b>16</b>	<b>289</b>	<b>3 398</b>	<b>D</b>	<b>15 257</b>	<b>14 260</b>
	Establishments with an average of—						
	1 to 4 employees .....	5	a	D	D	D	D
	5 to 9 employees .....	5	36	281	1 797	1 797	1 261
	10 to 19 employees .....	2	b	D	D	D	D
	20 to 49 employees .....	3	b	D	D	D	D
	50 to 99 employees .....	—	—	—	—	—	—
	100 employees or more .....	1	c	D	D	D	D
1742	Plastering, drywall, acoustical, & insulation work						
	<b>Total</b> .....	<b>44</b>	<b>1 776</b>	<b>20 009</b>	<b>D</b>	<b>77 272</b>	<b>66 444</b>
	Establishments with an average of—						
	1 to 4 employees .....	11	21	369	6 530	6 530	5 943
	5 to 9 employees .....	5	38	366	2 372	2 372	1 957
	10 to 19 employees .....	9	c	D	D	D	D
	20 to 49 employees .....	11	325	2 814	D	14 277	12 694
	50 to 99 employees .....	4	315	3 151	D	12 249	11 559
	100 employees or more .....	4	f	D	D	D	D
1743	Terrazzo, tile, marble, & mosaic work						
	<b>Total</b> .....	<b>8</b>	<b>107</b>	<b>1 202</b>	<b>D</b>	<b>5 281</b>	<b>5 252</b>
	Establishments with an average of—						
	1 to 4 employees .....	2	a	D	D	D	D
	5 to 9 employees .....	2	a	D	D	D	D
	10 to 19 employees .....	3	b	D	D	D	D
	20 to 49 employees .....	1	b	D	D	D	D
	50 to 99 employees .....	—	—	—	—	—	—
	100 employees or more .....	—	—	—	—	—	—
1751	Carpentry work						
	<b>Total</b> .....	<b>29</b>	<b>201</b>	<b>1 457</b>	<b>D</b>	<b>5 964</b>	<b>5 478</b>
	Establishments with an average of—						
	1 to 4 employees .....	20	b	D	D	D	D
	5 to 9 employees .....	4	29	207	671	671	621
	10 to 19 employees .....	3	b	D	D	D	D
	20 to 49 employees .....	1	b	D	D	D	D
	50 to 99 employees .....	1	b	D	D	D	D
	100 employees or more .....	—	—	—	—	—	—
1752	Floor laying & other floor, nec						
	<b>Total</b> .....	<b>17</b>	<b>138</b>	<b>1 422</b>	<b>D</b>	<b>9 762</b>	<b>8 480</b>
	Establishments with an average of—						
	1 to 4 employees .....	9	18	194	2 392	2 392	1 903
	5 to 9 employees .....	4	27	179	680	680	622
	10 to 19 employees .....	2	b	D	D	D	D
	20 to 49 employees .....	2	b	D	D	D	D
	50 to 99 employees .....	—	—	—	—	—	—
	100 employees or more .....	—	—	—	—	—	—
1761	Roofing, siding, & sheet metal work						
	<b>Total</b> .....	<b>66</b>	<b>840</b>	<b>7 718</b>	<b>43 863</b>	<b>43 102</b>	<b>39 268</b>
	Establishments with an average of—						
	1 to 4 employees .....	24	b	D	D	D	D
	5 to 9 employees .....	18	119	965	D	4 987	4 345
	10 to 19 employees .....	16	214	1 889	D	11 718	11 064
	20 to 49 employees .....	5	118	815	3 831	3 831	3 229
	50 to 99 employees .....	2	c	D	D	D	D
	100 employees or more .....	1	c	D	D	D	D
1771	Concrete work						
	<b>Total</b> .....	<b>51</b>	<b>1 863</b>	<b>21 197</b>	<b>D</b>	<b>72 528</b>	<b>64 956</b>
	Establishments with an average of—						
	1 to 4 employees .....	27	b	D	D	D	D
	5 to 9 employees .....	9	58	556	2 726	2 726	2 220
	10 to 19 employees .....	3	b	D	D	D	D
	20 to 49 employees .....	6	188	2 095	10 780	10 780	9 632
	50 to 99 employees .....	4	e	D	D	D	D
	100 employees or more .....	2	g	D	D	D	D

**Table 3. Selected Statistics for Establishments by Industry and Employment Size: 1997—Con.**

[Detail may not add to total because of rounding. For meaning of abbreviations and symbols, see introductory text. For explanation of terms, see Appendix A]

SIC code	Industry and employment size of establishment	Establishments (number)	All employees+ (number)	Annual payroll, all employees (\$1,000)	Dollar value of business done (\$1,000)	Value of construction work (\$1,000)	Net value of construction work# (\$1,000)
<b>17</b>	<b>Special trade contractors—Con.</b>						
1781	Water well drilling						
	<b>Total</b> .....	<b>3</b>	<b>22</b>	<b>359</b>	<b>D</b>	<b>1 375</b>	<b>1 298</b>
	Establishments with an average of—						
	1 to 4 employees .....	—	a	—	—	—	—
	5 to 9 employees .....	2	a	D	D	D	D
	10 to 19 employees .....	1	a	D	D	D	D
	20 to 49 employees .....	—	—	—	—	—	—
	50 to 99 employees .....	—	—	—	—	—	—
	100 employees or more .....	—	—	—	—	—	—
1791	Structural steel erection						
	<b>Total</b> .....	<b>37</b>	<b>843</b>	<b>10 822</b>	<b>D</b>	<b>60 201</b>	<b>54 228</b>
	Establishments with an average of—						
	1 to 4 employees .....	10	b	D	D	D	D
	5 to 9 employees .....	11	b	D	D	D	D
	10 to 19 employees .....	5	63	735	D	3 509	2 696
	20 to 49 employees .....	6	156	1 753	D	6 530	5 877
	50 to 99 employees .....	3	232	4 641	D	27 697	25 689
	100 employees or more .....	2	e	D	D	D	D
1793	Glass & glazing work						
	<b>Total</b> .....	<b>11</b>	<b>78</b>	<b>629</b>	<b>D</b>	<b>4 021</b>	<b>3 714</b>
	Establishments with an average of—						
	1 to 4 employees .....	5	a	D	D	D	D
	5 to 9 employees .....	4	26	177	D	973	812
	10 to 19 employees .....	—	—	—	—	—	—
	20 to 49 employees .....	2	b	D	D	D	D
	50 to 99 employees .....	—	—	—	—	—	—
	100 employees or more .....	—	—	—	—	—	—
1794	Excavation work						
	<b>Total</b> .....	<b>16</b>	<b>525</b>	<b>5 867</b>	<b>D</b>	<b>32 060</b>	<b>28 080</b>
	Establishments with an average of—						
	1 to 4 employees .....	3	5	30	199	199	195
	5 to 9 employees .....	6	41	355	2 873	2 873	2 133
	10 to 19 employees .....	3	42	418	D	1 459	579
	20 to 49 employees .....	—	—	—	—	—	—
	50 to 99 employees .....	2	c	D	D	D	D
	100 employees or more .....	2	e	D	D	D	D
1795	Wrecking & demolition work						
	<b>Total</b> .....	<b>7</b>	<b>71</b>	<b>960</b>	<b>6 183</b>	<b>6 183</b>	<b>5 895</b>
	Establishments with an average of—						
	1 to 4 employees .....	2	a	D	D	D	D
	5 to 9 employees .....	1	a	D	D	D	D
	10 to 19 employees .....	3	35	472	3 286	3 286	3 215
	20 to 49 employees .....	1	b	D	D	D	D
	50 to 99 employees .....	—	—	—	—	—	—
	100 employees or more .....	—	—	—	—	—	—
1796	Installation or erection of building equipment, nec						
	<b>Total</b> .....	<b>33</b>	<b>738</b>	<b>9 923</b>	<b>D</b>	<b>49 423</b>	<b>43 228</b>
	Establishments with an average of—						
	1 to 4 employees .....	10	30	416	4 841	4 841	4 614
	5 to 9 employees .....	5	b	D	D	D	D
	10 to 19 employees .....	7	99	1 233	3 822	3 822	3 627
	20 to 49 employees .....	6	200	2 923	12 979	12 979	12 067
	50 to 99 employees .....	4	e	D	D	D	D
	100 employees or more .....	1	c	D	D	D	D
1799	Special trade contractors, nec						
	<b>Total</b> .....	<b>75</b>	<b>572</b>	<b>5 800</b>	<b>27 586</b>	<b>27 483</b>	<b>24 341</b>
	Establishments with an average of—						
	1 to 4 employees .....	43	b	D	D	D	D
	5 to 9 employees .....	18	c	D	D	D	D
	10 to 19 employees .....	7	97	1 005	D	4 128	4 029
	20 to 49 employees .....	6	194	2 667	D	11 123	10 477
	50 to 99 employees .....	1	b	D	D	D	D
	100 employees or more .....	—	—	—	—	—	—
<b>6552</b>	<b>Subdividers and developers, nec (ex cemeteries)</b>						
	<b>Total</b> .....	<b>84</b>	<b>817</b>	<b>9 476</b>	<b>D</b>	<b>113 946</b>	<b>82 445</b>
	Establishments with an average of—						
	1 to 4 employees .....	37	84	922	D	10 889	7 009
	5 to 9 employees .....	23	150	1 962	33 378	33 378	16 430
	10 to 19 employees .....	14	173	1 669	20 774	20 774	18 807
	20 to 49 employees .....	7	209	2 767	D	37 144	31 260
	50 to 99 employees .....	3	201	2 156	11 761	11 761	8 939
	100 employees or more .....	—	—	—	—	—	—

**Table 3. Selected Statistics for Establishments by Industry and Employment Size: 1997—Con.**

[Detail may not add to total because of rounding. For meaning of abbreviations and symbols, see introductory text. For explanation of terms, see Appendix A]

SIC code	Industry and employment size of establishment	Value added++ (\$1,000)	Payments for materials, components, supplies, electricity, and fuels (\$1,000)	Payments for construction work subcontracted to others (\$1,000)	Rental payments for machinery, equipment, and structures (\$1,000)	Capital expenditures, other than land (\$1,000)	End-of-year gross book value of depreciable assets (\$1,000)
	<b>CONSTRUCTION INDUSTRIES AND SUBDIVIDERS AND DEVELOPERS</b>						
	<b>Total</b> .....	<b>2 106 326</b>	<b>1 175 755</b>	<b>734 753</b>	<b>90 261</b>	<b>204 242</b>	<b>781 470</b>
	Establishments with an average of—						
	1 to 4 employees .....	87 748	40 802	25 320	2 201	8 609	35 264
	5 to 9 employees .....	105 914	62 609	48 571	2 612	5 642	40 782
	10 to 19 employees .....	159 710	81 945	44 702	4 464	7 208	60 437
	20 to 49 employees .....	329 035	179 567	99 890	6 456	125 261	251 124
	50 to 99 employees .....	355 614	209 349	130 291	8 506	16 743	112 000
	100 employees or more .....	1 068 305	601 483	385 979	66 022	40 779	281 863
15	<b>General building contractors &amp; operative builders</b>						
	<b>Total</b> .....	<b>1 055 104</b>	<b>549 646</b>	<b>415 108</b>	<b>51 287</b>	<b>48 451</b>	<b>313 876</b>
	Establishments with an average of—						
	1 to 4 employees .....	37 710	20 059	13 999	1 020	6 157	21 593
	5 to 9 employees .....	52 644	25 223	18 246	1 086	3 383	22 282
	10 to 19 employees .....	73 258	36 654	31 165	2 740	4 251	34 686
	20 to 49 employees .....	131 765	88 751	68 219	3 267	10 025	62 412
	50 to 99 employees .....	166 655	97 225	90 934	5 759	8 946	50 645
	100 employees or more .....	593 072	281 734	192 545	37 415	15 689	122 258
1521	Single-family housing construction						
	<b>Total</b> .....	<b>279 783</b>	<b>148 786</b>	<b>114 234</b>	<b>8 188</b>	<b>14 206</b>	<b>93 217</b>
	Establishments with an average of—						
	1 to 4 employees .....	D	D	D	D	D	D
	5 to 9 employees .....	D	D	D	D	D	D
	10 to 19 employees .....	D	15 660	21 474	1 782	1 735	16 082
	20 to 49 employees .....	D	23 746	16 918	915	3 331	19 134
	50 to 99 employees .....	D	27 771	30 576	2 094	3 234	12 812
	100 employees or more .....	D	56 019	29 427	2 255	3 443	27 929
1522	Residential construction, nec						
	<b>Total</b> .....	<b>125 730</b>	<b>82 332</b>	<b>80 978</b>	<b>3 108</b>	<b>5 551</b>	<b>43 021</b>
	Establishments with an average of—						
	1 to 4 employees .....	D	D	D	D	D	D
	5 to 9 employees .....	D	D	D	D	D	D
	10 to 19 employees .....	3 342	3 794	423	37	399	1 893
	20 to 49 employees .....	D	D	D	D	D	D
	50 to 99 employees .....	D	D	D	D	D	D
	100 employees or more .....	D	52 657	52 828	1 778	3 767	26 637
1531	Operative builders						
	<b>Total</b> .....	<b>149 679</b>	<b>30 539</b>	<b>36 962</b>	<b>1 354</b>	<b>8 450</b>	<b>47 993</b>
	Establishments with an average of—						
	1 to 4 employees .....	D	D	D	D	D	D
	5 to 9 employees .....	13 095	2 681	3 829	76	1 143	6 915
	10 to 19 employees .....	7 798	2 477	3 430	201	227	1 020
	20 to 49 employees .....	D	D	D	D	D	D
	50 to 99 employees .....	D	D	D	D	D	D
	100 employees or more .....	D	D	D	D	D	D
1541	Industrial building & warehouses						
	<b>Total</b> .....	<b>148 783</b>	<b>100 079</b>	<b>48 876</b>	<b>2 459</b>	<b>4 122</b>	<b>35 349</b>
	Establishments with an average of—						
	1 to 4 employees .....	D	D	D	D	D	D
	5 to 9 employees .....	D	2 538	1 861	68	359	3 523
	10 to 19 employees .....	D	4 240	2 585	264	280	1 884
	20 to 49 employees .....	18 084	14 008	14 469	542	1 113	6 979
	50 to 99 employees .....	D	19 434	16 519	343	1 780	11 062
	100 employees or more .....	D	D	D	D	D	D
1542	Nonresidential construction, nec						
	<b>Total</b> .....	<b>351 129</b>	<b>187 910</b>	<b>134 058</b>	<b>36 178</b>	<b>16 122</b>	<b>94 296</b>
	Establishments with an average of—						
	1 to 4 employees .....	D	D	D	D	D	D
	5 to 9 employees .....	D	6 920	3 549	317	727	2 751
	10 to 19 employees .....	D	10 483	3 253	456	1 610	13 807
	20 to 49 employees .....	44 787	33 592	17 368	1 214	3 345	18 663
	50 to 99 employees .....	D	D	D	D	D	D
	100 employees or more .....	235 839	104 919	88 431	31 543	7 167	47 248

**Table 3. Selected Statistics for Establishments by Industry and Employment Size: 1997—Con.**

[Detail may not add to total because of rounding. For meaning of abbreviations and symbols, see introductory text. For explanation of terms, see Appendix A]

SIC code	Industry and employment size of establishment	Value added++ (\$1,000)	Payments for materials, components, supplies, electricity, and fuels (\$1,000)	Payments for construction work subcontracted to others (\$1,000)	Rental payments for machinery, equipment, and structures (\$1,000)	Capital expenditures, other than land (\$1,000)	End-of-year gross book value of depreciable assets (\$1,000)
<b>16</b>	<b>Heavy construction other than building</b>						
	<b>Total</b> .....	<b>D</b>	<b>260 237</b>	<b>183 780</b>	<b>30 123</b>	<b>28 543</b>	<b>198 366</b>
	Establishments with an average of—						
	1 to 4 employees .....	D	3 176	1 261	722	1 180	4 038
	5 to 9 employees .....	9 869	5 629	2 916	951	688	4 651
	10 to 19 employees .....	14 921	5 760	1 818	536	504	5 620
	20 to 49 employees .....	D	22 559	6 146	852	8 297	41 224
	50 to 99 employees .....	D	28 260	15 614	1 831	4 301	35 352
	100 employees or more .....	D	194 853	156 025	25 231	13 573	107 481
<b>1611</b>	<b>Highway &amp; street construction, excluding elevated highways</b>						
	<b>Total</b> .....	<b>D</b>	<b>D</b>	<b>D</b>	<b>D</b>	<b>D</b>	<b>D</b>
	Establishments with an average of—						
	1 to 4 employees .....	D	D	D	D	D	D
	5 to 9 employees .....	D	D	D	D	D	D
	10 to 19 employees .....	D	4 193	1 411	422	336	3 169
	20 to 49 employees .....	D	15 913	3 773	610	1 937	15 916
	50 to 99 employees .....	D	D	D	D	D	D
	100 employees or more .....	D	D	D	D	D	D
<b>1622</b>	<b>Bridge, tunnel, &amp; elevated highway construction</b>						
	<b>Total</b> .....	<b>D</b>	<b>D</b>	<b>D</b>	<b>D</b>	<b>D</b>	<b>D</b>
	Establishments with an average of—						
	1 to 4 employees .....	D	D	D	D	D	D
	5 to 9 employees .....	D	—	—	—	—	—
	10 to 19 employees .....	D	D	D	D	D	D
	20 to 49 employees .....	D	D	—	D	—	D
	50 to 99 employees .....	D	D	D	D	D	D
	100 employees or more .....	D	D	D	D	D	D
<b>1623</b>	<b>Water, sewer, pipeline, &amp; communications &amp; power lines</b>						
	<b>Total</b> .....	<b>100 993</b>	<b>47 586</b>	<b>43 734</b>	<b>1 820</b>	<b>7 512</b>	<b>35 983</b>
	Establishments with an average of—						
	1 to 4 employees .....	776	389	155	9	96	571
	5 to 9 employees .....	D	2 227	880	221	111	1 376
	10 to 19 employees .....	D	760	217	61	91	1 854
	20 to 49 employees .....	D	1 946	1 335	135	3 287	13 870
	50 to 99 employees .....	13 830	6 123	4 751	161	136	8 346
	100 employees or more .....	D	36 141	36 396	1 233	3 791	9 966
<b>1629</b>	<b>Heavy construction, nec</b>						
	<b>Total</b> .....	<b>100 314</b>	<b>39 894</b>	<b>23 686</b>	<b>3 573</b>	<b>9 973</b>	<b>46 543</b>
	Establishments with an average of—						
	1 to 4 employees .....	D	D	D	D	D	D
	5 to 9 employees .....	D	D	D	D	D	D
	10 to 19 employees .....	D	D	D	D	D	D
	20 to 49 employees .....	D	D	D	D	D	D
	50 to 99 employees .....	D	D	D	D	D	D
	100 employees or more .....	49 133	21 041	15 385	1 533	3 604	18 385
<b>17</b>	<b>Special trade contractors</b>						
	<b>Total</b> .....	<b>495 638</b>	<b>348 971</b>	<b>104 364</b>	<b>7 897</b>	<b>124 540</b>	<b>251 098</b>
	Establishments with an average of—						
	1 to 4 employees .....	D	16 099	6 180	406	1 265	8 543
	5 to 9 employees .....	33 519	25 240	10 461	419	1 518	11 861
	10 to 19 employees .....	55 397	36 938	9 752	826	2 453	17 998
	20 to 49 employees .....	D	64 459	19 641	1 954	104 303	135 877
	50 to 99 employees .....	D	81 339	20 921	916	3 484	24 695
	100 employees or more .....	D	124 896	37 409	3 376	11 517	52 124
<b>1711</b>	<b>Plumbing, heating, &amp; air-conditioning</b>						
	<b>Total</b> .....	<b>100 695</b>	<b>68 062</b>	<b>20 078</b>	<b>1 339</b>	<b>5 877</b>	<b>26 897</b>
	Establishments with an average of—						
	1 to 4 employees .....	5 133	2 361	1 380	3	184	1 134
	5 to 9 employees .....	D	6 543	1 836	37	404	2 684
	10 to 19 employees .....	D	7 853	2 092	114	199	2 690
	20 to 49 employees .....	D	17 029	5 086	354	3 505	9 552
	50 to 99 employees .....	D	18 532	5 729	382	922	3 976
	100 employees or more .....	17 372	15 744	3 955	449	663	6 861
<b>1721</b>	<b>Painting &amp; paper hanging</b>						
	<b>Total</b> .....	<b>11 454</b>	<b>9 407</b>	<b>2 313</b>	<b>104</b>	<b>609</b>	<b>4 636</b>
	Establishments with an average of—						
	1 to 4 employees .....	2 315	948	207	31	84	613
	5 to 9 employees .....	2 722	2 378	960	9	137	808
	10 to 19 employees .....	1 604	1 367	304	—	54	476
	20 to 49 employees .....	3 012	1 247	420	27	216	1 849
	50 to 99 employees .....	1 801	3 467	422	37	118	890
	100 employees or more .....	—	—	—	—	—	—



**Table 3. Selected Statistics for Establishments by Industry and Employment Size: 1997—Con.**

[Detail may not add to total because of rounding. For meaning of abbreviations and symbols, see introductory text. For explanation of terms, see Appendix A]

SIC code	Industry and employment size of establishment	Value added++ (\$1,000)	Payments for materials, components, supplies, electricity, and fuels (\$1,000)	Payments for construction work subcontracted to others (\$1,000)	Rental payments for machinery, equipment, and structures (\$1,000)	Capital expenditures, other than land (\$1,000)	End-of-year gross book value of depreciable assets (\$1,000)
<b>17</b>	<b>Special trade contractors—Con.</b>						
1731	Electrical work						
	<b>Total</b> .....	<b>168 631</b>	<b>109 264</b>	<b>36 983</b>	<b>2 952</b>	<b>106 951</b>	<b>148 539</b>
	Establishments with an average of—						
	1 to 4 employees .....	D	4 271	1 242	79	269	2 228
	5 to 9 employees .....	7 290	5 404	2 533	16	367	2 505
	10 to 19 employees .....	16 518	10 542	3 563	253	627	5 997
	20 to 49 employees .....	D	21 282	7 670	933	97 411	107 173
	50 to 99 employees .....	D	16 155	6 639	206	1 397	7 786
	100 employees or more .....	D	51 610	15 336	1 465	6 880	22 850
1741	Masonry, stone setting, & other stonework						
	<b>Total</b> .....	<b>D</b>	<b>6 712</b>	<b>997</b>	<b>58</b>	<b>167</b>	<b>1 873</b>
	Establishments with an average of—						
	1 to 4 employees .....	D	D	D	D	D	D
	5 to 9 employees .....	683	578	536	29	39	393
	10 to 19 employees .....	D	D	D	D	D	D
	20 to 49 employees .....	D	D	D	D	D	D
	50 to 99 employees .....	D	D	D	D	D	D
	100 employees or more .....	D	D	D	D	D	D
1742	Plastering, drywall, acoustical, & insulation work						
	<b>Total</b> .....	<b>D</b>	<b>24 859</b>	<b>10 828</b>	<b>598</b>	<b>1 037</b>	<b>10 467</b>
	Establishments with an average of—						
	1 to 4 employees .....	4 819	1 124	587	31	50	406
	5 to 9 employees .....	903	1 054	415	20	22	288
	10 to 19 employees .....	D	D	D	D	D	D
	20 to 49 employees .....	D	4 386	1 583	78	359	3 351
	50 to 99 employees .....	D	3 836	690	41	243	1 963
	100 employees or more .....	D	D	D	D	D	D
1743	Terrazzo, tile, marble, & mosaic work						
	<b>Total</b> .....	<b>D</b>	<b>1 287</b>	<b>29</b>	<b>26</b>	<b>285</b>	<b>1 207</b>
	Establishments with an average of—						
	1 to 4 employees .....	D	D	D	—	D	D
	5 to 9 employees .....	D	D	D	—	D	D
	10 to 19 employees .....	D	D	D	D	D	D
	20 to 49 employees .....	D	D	—	—	—	D
	50 to 99 employees .....	—	—	—	—	—	—
	100 employees or more .....	—	—	—	—	—	—
1751	Carpentry work						
	<b>Total</b> .....	<b>D</b>	<b>2 603</b>	<b>486</b>	<b>38</b>	<b>162</b>	<b>955</b>
	Establishments with an average of—						
	1 to 4 employees .....	D	D	D	D	D	D
	5 to 9 employees .....	469	152	50	16	60	148
	10 to 19 employees .....	D	D	D	D	D	D
	20 to 49 employees .....	D	D	D	—	D	D
	50 to 99 employees .....	D	D	D	D	—	D
	100 employees or more .....	—	—	—	—	—	—
1752	Floor laying & other floor, nec						
	<b>Total</b> .....	<b>D</b>	<b>2 193</b>	<b>1 282</b>	<b>65</b>	<b>404</b>	<b>1 615</b>
	Establishments with an average of—						
	1 to 4 employees .....	1 493	410	489	23	40	218
	5 to 9 employees .....	337	285	58	4	13	101
	10 to 19 employees .....	D	D	D	D	D	D
	20 to 49 employees .....	D	D	D	D	D	D
	50 to 99 employees .....	—	—	—	—	—	—
	100 employees or more .....	—	—	—	—	—	—
1761	Roofing, siding, & sheet metal work						
	<b>Total</b> .....	<b>24 657</b>	<b>15 372</b>	<b>3 834</b>	<b>127</b>	<b>1 006</b>	<b>5 551</b>
	Establishments with an average of—						
	1 to 4 employees .....	D	D	D	D	D	D
	5 to 9 employees .....	D	2 303	642	17	91	947
	10 to 19 employees .....	D	4 791	654	56	188	1 694
	20 to 49 employees .....	2 210	1 019	602	—	176	714
	50 to 99 employees .....	D	D	—	—	—	D
	100 employees or more .....	D	D	D	D	D	D
1771	Concrete work						
	<b>Total</b> .....	<b>D</b>	<b>34 191</b>	<b>7 572</b>	<b>870</b>	<b>2 356</b>	<b>11 046</b>
	Establishments with an average of—						
	1 to 4 employees .....	D	D	D	D	D	D
	5 to 9 employees .....	1 532	688	506	46	89	410
	10 to 19 employees .....	D	D	D	—	D	D
	20 to 49 employees .....	6 400	3 232	1 148	14	890	2 697
	50 to 99 employees .....	D	D	D	D	D	D
	100 employees or more .....	D	D	D	D	D	D

**Table 3. Selected Statistics for Establishments by Industry and Employment Size: 1997—Con.**

[Detail may not add to total because of rounding. For meaning of abbreviations and symbols, see introductory text. For explanation of terms, see Appendix A]

SIC code	Industry and employment size of establishment	Value added++ (\$1,000)	Payments for materials, components, supplies, electricity, and fuels (\$1,000)	Payments for construction work subcontracted to others (\$1,000)	Rental payments for machinery, equipment, and structures (\$1,000)	Capital expenditures, other than land (\$1,000)	End-of-year gross book value of depreciable assets (\$1,000)
<b>17</b>	<b>Special trade contractors—Con.</b>						
1781	Water well drilling						
	<b>Total</b> .....	<b>D</b>	<b>378</b>	<b>77</b>	<b>30</b>	<b>—</b>	<b>918</b>
	Establishments with an average of—						
	1 to 4 employees .....	—	—	—	—	—	—
	5 to 9 employees .....	D	D	D	D	—	D
	10 to 19 employees .....	D	D	—	D	—	D
	20 to 49 employees .....	—	—	—	—	—	—
	50 to 99 employees .....	—	—	—	—	—	—
	100 employees or more .....	—	—	—	—	—	—
1791	Structural steel erection						
	<b>Total</b> .....	<b>D</b>	<b>30 953</b>	<b>5 973</b>	<b>525</b>	<b>1 309</b>	<b>8 026</b>
	Establishments with an average of—						
	1 to 4 employees .....	D	D	D	D	D	D
	5 to 9 employees .....	D	D	D	D	D	D
	10 to 19 employees .....	D	1 099	813	16	35	589
	20 to 49 employees .....	D	2 577	653	223	563	1 737
	50 to 99 employees .....	D	20 127	2 008	30	390	2 981
	100 employees or more .....	D	D	D	D	D	D
1793	Glass & glazing work						
	<b>Total</b> .....	<b>D</b>	<b>1 523</b>	<b>307</b>	<b>34</b>	<b>122</b>	<b>756</b>
	Establishments with an average of—						
	1 to 4 employees .....	D	D	D	—	D	D
	5 to 9 employees .....	D	317	161	—	30	204
	10 to 19 employees .....	—	—	—	—	—	—
	20 to 49 employees .....	D	D	D	D	D	D
	50 to 99 employees .....	—	—	—	—	—	—
	100 employees or more .....	—	—	—	—	—	—
1794	Excavation work						
	<b>Total</b> .....	<b>D</b>	<b>11 242</b>	<b>3 980</b>	<b>244</b>	<b>2 350</b>	<b>13 009</b>
	Establishments with an average of—						
	1 to 4 employees .....	125	70	4	—	28	217
	5 to 9 employees .....	1 383	750	740	26	40	550
	10 to 19 employees .....	D	1 027	880	80	271	570
	20 to 49 employees .....	—	—	—	—	—	—
	50 to 99 employees .....	D	D	—	D	D	D
	100 employees or more .....	D	D	D	D	D	D
1795	Wrecking & demolition work						
	<b>Total</b> .....	<b>4 110</b>	<b>1 785</b>	<b>288</b>	<b>228</b>	<b>428</b>	<b>2 373</b>
	Establishments with an average of—						
	1 to 4 employees .....	D	D	D	D	D	D
	5 to 9 employees .....	D	D	D	—	—	—
	10 to 19 employees .....	2 042	1 173	71	6	363	1 637
	20 to 49 employees .....	D	D	—	D	D	D
	50 to 99 employees .....	—	—	—	—	—	—
	100 employees or more .....	—	—	—	—	—	—
1796	Installation or erection of building equipment, nec						
	<b>Total</b> .....	<b>D</b>	<b>18 628</b>	<b>6 195</b>	<b>267</b>	<b>715</b>	<b>8 492</b>
	Establishments with an average of—						
	1 to 4 employees .....	3 140	1 474	227	2	35	274
	5 to 9 employees .....	D	D	D	D	D	D
	10 to 19 employees .....	1 802	1 825	195	1	60	630
	20 to 49 employees .....	7 118	4 949	912	7	290	3 007
	50 to 99 employees .....	D	D	D	D	D	D
	100 employees or more .....	D	D	D	—	D	D
1799	Special trade contractors, nec						
	<b>Total</b> .....	<b>13 932</b>	<b>10 512</b>	<b>3 142</b>	<b>392</b>	<b>762</b>	<b>4 738</b>
	Establishments with an average of—						
	1 to 4 employees .....	D	D	D	D	D	D
	5 to 9 employees .....	D	D	D	D	D	D
	10 to 19 employees .....	D	1 706	99	193	40	980
	20 to 49 employees .....	D	4 044	646	24	361	1 687
	50 to 99 employees .....	D	D	D	—	D	D
	100 employees or more .....	—	—	—	—	—	—
<b>6552</b>	<b>Subdividers and developers, nec (ex cemeteries)</b>						
	<b>Total</b> .....	<b>D</b>	<b>16 901</b>	<b>31 501</b>	<b>954</b>	<b>2 708</b>	<b>18 130</b>
	Establishments with an average of—						
	1 to 4 employees .....	D	1 468	3 880	53	7	1 090
	5 to 9 employees .....	9 882	6 517	16 948	156	53	1 988
	10 to 19 employees .....	16 134	2 593	1 967	362	—	2 133
	20 to 49 employees .....	D	3 798	5 884	383	2 636	11 611
	50 to 99 employees .....	6 301	2 525	2 822	—	12	1 308
	100 employees or more .....	—	—	—	—	—	—

**Table 4. Selected Statistics for Establishments by Industry and Type of Corporation: 1997**

[Detail may not add to total because of rounding. For meaning of abbreviations and symbols, see introductory text. For explanation of terms, see Appendix A]

SIC code	Industry and legal form of organization	Establishments (number)	All employees+ (number)	Annual payroll, all employees (\$1,000)	Dollar value of business done (\$1,000)	Value of construction work (\$1,000)	Net value of construction work# (\$1,000)
	<b>CONSTRUCTION INDUSTRIES AND SUBDIVIDERS AND DEVELOPERS</b>						
	<b>Total .....</b>	<b>1 957</b>	<b>57 123</b>	<b>697 211</b>	<b>4 017 517</b>	<b>3 965 294</b>	<b>3 230 541</b>
	Establishments reporting legal form of organization—						
	Corporation .....	1 040	39 596	501 330	2 790 423	2 746 630	2 267 767
	Private .....	715	31 522	398 102	D	2 103 986	1 741 345
	Public .....	10	155	1 974	D	23 941	21 775
	Not reported .....	315	7 919	101 254	D	618 703	504 647
	Other .....	917	17 527	195 881	1 227 094	1 218 664	962 774
<b>15</b>	<b>General building contractors &amp; operative builders</b>						
	<b>Total .....</b>	<b>798</b>	<b>27 460</b>	<b>324 137</b>	<b>2 019 858</b>	<b>1 998 754</b>	<b>1 583 646</b>
	Establishments reporting legal form of organization—						
	Corporation .....	407	17 355	214 225	1 303 599	1 289 001	1 042 167
	Private .....	262	13 549	167 360	D	931 498	761 793
	Public .....	5	108	1 661	22 745	22 745	20 639
	Not reported .....	140	3 698	45 204	D	334 758	259 735
	Other .....	391	10 105	109 912	716 259	709 753	541 479
1521	Single-family housing construction						
	<b>Total .....</b>	<b>381</b>	<b>6 740</b>	<b>70 208</b>	<b>542 803</b>	<b>536 793</b>	<b>422 559</b>
	Establishments reporting legal form of organization—						
	Corporation .....	162	3 599	36 347	D	322 686	263 510
	Private .....	71	2 091	19 326	D	172 313	144 099
	Public .....	3	b	D	D	D	D
	Not reported .....	88	g	D	D	D	D
	Other .....	219	3 141	33 861	D	214 107	159 049
1522	Residential construction, nec						
	<b>Total .....</b>	<b>61</b>	<b>4 472</b>	<b>47 341</b>	<b>289 040</b>	<b>286 836</b>	<b>205 858</b>
	Establishments reporting legal form of organization—						
	Corporation .....	32	g	D	D	D	D
	Private .....	27	g	D	D	D	D
	Public .....	—	—	—	—	—	—
	Not reported .....	5	c	D	D	D	D
	Other .....	29	g	D	D	D	D
1531	Operative builders						
	<b>Total .....</b>	<b>59</b>	<b>1 704</b>	<b>23 830</b>	<b>217 180</b>	<b>215 358</b>	<b>178 396</b>
	Establishments reporting legal form of organization—						
	Corporation .....	25	g	D	D	D	D
	Private .....	14	f	D	D	D	D
	Public .....	1	b	D	D	D	D
	Not reported .....	10	c	D	D	D	D
	Other .....	34	f	D	D	D	D
1541	Industrial building & warehouses						
	<b>Total .....</b>	<b>96</b>	<b>5 015</b>	<b>68 789</b>	<b>297 738</b>	<b>289 628</b>	<b>240 752</b>
	Establishments reporting legal form of organization—						
	Corporation .....	60	h	D	D	D	D
	Private .....	48	h	D	D	D	D
	Public .....	—	—	—	—	—	—
	Not reported .....	12	e	D	D	D	D
	Other .....	36	f	D	D	D	D
1542	Nonresidential construction, nec						
	<b>Total .....</b>	<b>201</b>	<b>9 529</b>	<b>113 969</b>	<b>673 097</b>	<b>670 139</b>	<b>536 081</b>
	Establishments reporting legal form of organization—						
	Corporation .....	128	6 252	75 220	452 751	450 122	352 435
	Private .....	102	4 694	54 660	D	315 295	248 191
	Public .....	1	b	D	D	D	D
	Not reported .....	25	g	D	D	D	D
	Other .....	73	3 277	38 749	220 346	220 017	183 646

See footnotes at end of table.

Table 4. **Selected Statistics for Establishments by Industry and Type of Corporation: 1997—**  
**Con.**

[Detail may not add to total because of rounding. For meaning of abbreviations and symbols, see introductory text. For explanation of terms, see Appendix A]

SIC code	Industry and legal form of organization	Establishments (number)	All employees+ (number)	Annual payroll, all employees (\$1,000)	Dollar value of business done (\$1,000)	Value of construction work (\$1,000)	Net value of construction work# (\$1,000)
<b>16</b>	<b>Heavy construction other than building</b>						
	<b>Total .....</b>	<b>195</b>	<b>11 208</b>	<b>155 997</b>	<b>D</b>	<b>916 477</b>	<b>732 697</b>
	Establishments reporting legal form of organization—						
	Corporation .....	122	7 864	109 463	D	637 281	510 999
	Private .....	92	i	D	D	D	D
	Public .....	—	—	—	—	—	—
	Not reported .....	30	f	D	D	D	D
	Other .....	73	3 344	46 534	D	279 196	221 698
1611	Highway & street construction, excluding elevated highways						
	<b>Total .....</b>	<b>95</b>	<b>i</b>	<b>D</b>	<b>D</b>	<b>D</b>	<b>D</b>
	Establishments reporting legal form of organization—						
	Corporation .....	58	h	D	D	D	D
	Private .....	45	h	D	D	D	D
	Public .....	—	—	—	—	—	—
	Not reported .....	13	c	D	D	D	D
	Other .....	37	g	D	D	D	D
1622	Bridge, tunnel, & elevated highway construction						
	<b>Total .....</b>	<b>12</b>	<b>f</b>	<b>D</b>	<b>D</b>	<b>D</b>	<b>D</b>
	Establishments reporting legal form of organization—						
	Corporation .....	9	f	D	D	D	D
	Private .....	8	f	D	D	D	D
	Public .....	—	—	—	—	—	—
	Not reported .....	1	a	D	D	D	D
	Other .....	3	c	D	D	D	D
1623	Water, sewer, pipeline, & communications & power lines						
	<b>Total .....</b>	<b>45</b>	<b>2 105</b>	<b>27 568</b>	<b>192 313</b>	<b>180 075</b>	<b>136 341</b>
	Establishments reporting legal form of organization—						
	Corporation .....	24	1 087	11 733	D	73 895	52 769
	Private .....	16	f	D	D	D	D
	Public .....	—	—	—	—	—	—
	Not reported .....	8	b	D	D	D	D
	Other .....	21	1 018	15 835	D	106 180	83 572
1629	Heavy construction, nec						
	<b>Total .....</b>	<b>43</b>	<b>2 278</b>	<b>35 760</b>	<b>163 894</b>	<b>163 278</b>	<b>139 592</b>
	Establishments reporting legal form of organization—						
	Corporation .....	31	1 788	29 603	125 457	125 150	106 869
	Private .....	23	1 337	18 498	86 490	86 183	80 166
	Public .....	—	—	—	—	—	—
	Not reported .....	8	451	11 105	38 967	38 967	26 703
	Other .....	12	490	6 157	38 437	38 128	32 723
<b>17</b>	<b>Special trade contractors</b>						
	<b>Total .....</b>	<b>880</b>	<b>17 638</b>	<b>207 601</b>	<b>948 973</b>	<b>936 117</b>	<b>831 753</b>
	Establishments reporting legal form of organization—						
	Corporation .....	455	13 782	170 936	773 764	761 585	672 630
	Private .....	331	10 563	134 503	D	582 769	510 925
	Public .....	5	47	313	D	1 196	1 136
	Not reported .....	119	3 172	36 120	D	177 620	160 569
	Other .....	425	3 856	36 665	175 209	174 532	159 123
1711	Plumbing, heating, & air-conditioning						
	<b>Total .....</b>	<b>163</b>	<b>3 145</b>	<b>37 709</b>	<b>188 835</b>	<b>188 647</b>	<b>168 569</b>
	Establishments reporting legal form of organization—						
	Corporation .....	83	2 224	27 749	147 503	147 485	130 039
	Private .....	58	g	D	D	D	D
	Public .....	—	—	—	—	—	—
	Not reported .....	25	e	D	D	D	D
	Other .....	80	921	9 960	41 332	41 162	38 530
1721	Painting & paper hanging						
	<b>Total .....</b>	<b>64</b>	<b>651</b>	<b>6 182</b>	<b>23 174</b>	<b>23 174</b>	<b>20 861</b>
	Establishments reporting legal form of organization—						
	Corporation .....	32	488	5 019	16 576	16 576	15 014
	Private .....	20	370	4 155	12 508	12 508	11 350
	Public .....	2	b	D	D	D	D
	Not reported .....	10	b	D	D	D	D
	Other .....	32	163	1 163	6 598	6 598	5 847

See footnotes at end of table.

**Table 4. Selected Statistics for Establishments by Industry and Type of Corporation: 1997—  
Con.**

[Detail may not add to total because of rounding. For meaning of abbreviations and symbols, see introductory text. For explanation of terms, see Appendix A]

SIC code	Industry and legal form of organization	Establishments (number)	All employees+ (number)	Annual payroll, all employees (\$1,000)	Dollar value of business done (\$1,000)	Value of construction work (\$1,000)	Net value of construction work# (\$1,000)
<b>17</b>	<b>Special trade contractors—Con.</b>						
1731	Electrical work						
	<b>Total .....</b>	<b>240</b>	<b>5 779</b>	<b>72 947</b>	<b>314 878</b>	<b>314 384</b>	<b>277 401</b>
	Establishments reporting legal form of organization—						
	Corporation .....	124	h	D	D	D	D
	Private .....	88	h	D	D	D	D
	Public .....	1	a	D	D	D	D
	Not reported .....	35	g	D	D	D	D
	Other .....	116	g	D	D	D	D
1741	Masonry, stone setting, & other stonework						
	<b>Total .....</b>	<b>16</b>	<b>289</b>	<b>3 398</b>	<b>D</b>	<b>15 257</b>	<b>14 260</b>
	Establishments reporting legal form of organization—						
	Corporation .....	8	c	D	D	D	D
	Private .....	3	c	D	D	D	D
	Public .....	—	—	—	—	—	—
	Not reported .....	5	b	D	D	D	D
	Other .....	8	b	D	D	D	D
1742	Plastering, drywall, acoustical, & insulation work						
	<b>Total .....</b>	<b>44</b>	<b>1 776</b>	<b>20 009</b>	<b>D</b>	<b>77 272</b>	<b>66 444</b>
	Establishments reporting legal form of organization—						
	Corporation .....	23	g	D	D	D	D
	Private .....	16	1 067	13 524	D	43 063	35 033
	Public .....	—	—	—	—	—	—
	Not reported .....	7	e	D	D	D	D
	Other .....	21	e	D	D	D	D
1743	Terrazzo, tile, marble, & mosaic work						
	<b>Total .....</b>	<b>8</b>	<b>107</b>	<b>1 202</b>	<b>D</b>	<b>5 281</b>	<b>5 252</b>
	Establishments reporting legal form of organization—						
	Corporation .....	5	b	D	D	D	D
	Private .....	5	b	D	D	D	D
	Public .....	—	—	—	—	—	—
	Not reported .....	—	—	—	—	—	—
	Other .....	3	a	D	D	D	D
1751	Carpentry work						
	<b>Total .....</b>	<b>29</b>	<b>201</b>	<b>1 457</b>	<b>D</b>	<b>5 964</b>	<b>5 478</b>
	Establishments reporting legal form of organization—						
	Corporation .....	6	120	941	3 700	3 700	3 502
	Private .....	6	120	941	3 700	3 700	3 502
	Public .....	—	—	—	—	—	—
	Not reported .....	—	—	—	—	—	—
	Other .....	23	81	516	D	2 264	1 976
1752	Floor laying & other floor, nec						
	<b>Total .....</b>	<b>17</b>	<b>138</b>	<b>1 422</b>	<b>D</b>	<b>9 762</b>	<b>8 480</b>
	Establishments reporting legal form of organization—						
	Corporation .....	9	b	D	D	D	D
	Private .....	6	b	D	D	D	D
	Public .....	—	—	—	—	—	—
	Not reported .....	3	b	D	D	D	D
	Other .....	8	b	D	D	D	D
1761	Roofing, siding, & sheet metal work						
	<b>Total .....</b>	<b>66</b>	<b>840</b>	<b>7 718</b>	<b>43 863</b>	<b>43 102</b>	<b>39 268</b>
	Establishments reporting legal form of organization—						
	Corporation .....	41	f	D	D	D	D
	Private .....	34	f	D	D	D	D
	Public .....	—	—	—	—	—	—
	Not reported .....	7	c	D	D	D	D
	Other .....	25	c	D	D	D	D
1771	Concrete work						
	<b>Total .....</b>	<b>51</b>	<b>1 863</b>	<b>21 197</b>	<b>D</b>	<b>72 528</b>	<b>64 956</b>
	Establishments reporting legal form of organization—						
	Corporation .....	22	g	D	D	D	D
	Private .....	17	g	D	D	D	D
	Public .....	—	—	—	—	—	—
	Not reported .....	5	b	D	D	D	D
	Other .....	29	c	D	D	D	D

See footnotes at end of table.

**Table 4. Selected Statistics for Establishments by Industry and Type of Corporation: 1997—**  
**Con.**

[Detail may not add to total because of rounding. For meaning of abbreviations and symbols, see introductory text. For explanation of terms, see Appendix A]

SIC code	Industry and legal form of organization	Establishments (number)	All employees+ (number)	Annual payroll, all employees (\$1,000)	Dollar value of business done (\$1,000)	Value of construction work (\$1,000)	Net value of construction work# (\$1,000)
<b>17</b>	<b>Special trade contractors—Con.</b>						
1781	Water well drilling						
	<b>Total</b> .....	<b>3</b>	<b>22</b>	<b>359</b>	<b>D</b>	<b>1 375</b>	<b>1 298</b>
	Establishments reporting legal form of organization—						
	Corporation .....	3	22	359	D	1 375	1 298
	Private .....	3	22	359	D	1 375	1 298
	Public .....	—	—	—	—	—	—
	Not reported .....	—	—	—	—	—	—
	Other .....	—	—	—	—	—	—
1791	Structural steel erection						
	<b>Total</b> .....	<b>37</b>	<b>843</b>	<b>10 822</b>	<b>D</b>	<b>60 201</b>	<b>54 228</b>
	Establishments reporting legal form of organization—						
	Corporation .....	22	f	D	D	D	D
	Private .....	14	406	5 793	D	35 288	32 109
	Public .....	—	—	—	—	—	—
	Not reported .....	8	e	D	D	D	D
	Other .....	15	b	D	D	D	D
1793	Glass & glazing work						
	<b>Total</b> .....	<b>11</b>	<b>78</b>	<b>629</b>	<b>D</b>	<b>4 021</b>	<b>3 714</b>
	Establishments reporting legal form of organization—						
	Corporation .....	5	b	D	D	D	D
	Private .....	4	54	445	D	2 904	2 751
	Public .....	—	—	—	—	—	—
	Not reported .....	1	a	D	D	D	D
	Other .....	6	a	D	D	D	D
1794	Excavation work						
	<b>Total</b> .....	<b>16</b>	<b>525</b>	<b>5 867</b>	<b>D</b>	<b>32 060</b>	<b>28 080</b>
	Establishments reporting legal form of organization—						
	Corporation .....	5	e	D	D	D	D
	Private .....	5	e	D	D	D	D
	Public .....	—	—	—	—	—	—
	Not reported .....	—	—	—	—	—	—
	Other .....	11	c	D	D	D	D
1795	Wrecking & demolition work						
	<b>Total</b> .....	<b>7</b>	<b>71</b>	<b>960</b>	<b>6 183</b>	<b>6 183</b>	<b>5 895</b>
	Establishments reporting legal form of organization—						
	Corporation .....	6	b	D	D	D	D
	Private .....	5	49	727	4 946	4 946	4 871
	Public .....	—	—	—	—	—	—
	Not reported .....	1	a	D	D	D	D
	Other .....	1	a	D	D	D	D
1796	Installation or erection of building equipment, nec						
	<b>Total</b> .....	<b>33</b>	<b>738</b>	<b>9 923</b>	<b>D</b>	<b>49 423</b>	<b>43 228</b>
	Establishments reporting legal form of organization—						
	Corporation .....	29	f	D	D	D	D
	Private .....	26	611	8 864	D	41 572	35 906
	Public .....	1	a	D	D	D	D
	Not reported .....	2	b	D	D	D	D
	Other .....	4	b	D	D	D	D
1799	Special trade contractors, nec						
	<b>Total</b> .....	<b>75</b>	<b>572</b>	<b>5 800</b>	<b>27 586</b>	<b>27 483</b>	<b>24 341</b>
	Establishments reporting legal form of organization—						
	Corporation .....	32	e	D	D	D	D
	Private .....	21	e	D	D	D	D
	Public .....	1	a	D	D	D	D
	Not reported .....	10	b	D	D	D	D
	Other .....	43	c	D	D	D	D
6552	Subdividers and developers, nec (ex cemeteries)						
	<b>Total</b> .....	<b>84</b>	<b>817</b>	<b>9 476</b>	<b>D</b>	<b>113 946</b>	<b>82 445</b>
	Establishments reporting legal form of organization—						
	Corporation .....	56	595	6 706	D	58 763	41 971
	Private .....	30	e	D	D	D	D
	Public .....	—	—	—	—	—	—
	Not reported .....	26	e	D	D	D	D
	Other .....	28	222	2 770	D	55 183	40 474

See footnotes at end of table.

Table 4. **Selected Statistics for Establishments by Industry and Type of Corporation: 1997—**  
**Con.**

[Detail may not add to total because of rounding. For meaning of abbreviations and symbols, see introductory text. For explanation of terms, see Appendix A]

SIC code	Industry and legal form of organization	Value added++ (\$1,000)	Payments for materials, components, supplies, electricity, and fuels (\$1,000)	Payments for construction work subcontracted to others (\$1,000)	Rental payments for machinery, equipment, and structures (\$1,000)	Capital expenditures, other than land (\$1,000)	End-of-year gross book value of depreciable assets (\$1,000)
	<b>CONSTRUCTION INDUSTRIES AND SUBDIVIDERS AND DEVELOPERS</b>						
	<b>Total .....</b>	<b>2 106 326</b>	<b>1 175 755</b>	<b>734 753</b>	<b>90 261</b>	<b>204 242</b>	<b>781 470</b>
	Establishments reporting legal form of organization—						
	Corporation .....	1 476 297	835 029	478 863	50 569	169 878	559 660
	Private .....	D	650 296	362 641	45 255	153 000	440 634
	Public .....	D	5 528	2 166	68	1 620	9 898
	Not reported .....	D	179 205	114 056	5 246	15 258	109 128
	Other .....	630 029	340 726	255 890	39 692	34 364	221 810
15	<b>General building contractors &amp; operative builders</b>						
	<b>Total .....</b>	<b>1 055 104</b>	<b>549 646</b>	<b>415 108</b>	<b>51 287</b>	<b>48 451</b>	<b>313 876</b>
	Establishments reporting legal form of organization—						
	Corporation .....	695 297	361 468	246 834	16 984	27 926	183 109
	Private .....	D	259 746	169 705	13 458	18 380	118 563
	Public .....	15 350	5 289	2 106	53	1 593	9 723
	Not reported .....	D	96 433	75 023	3 473	7 953	54 823
	Other .....	359 807	188 178	168 274	34 303	20 525	130 767
1521	Single-family housing construction						
	<b>Total .....</b>	<b>279 783</b>	<b>148 786</b>	<b>114 234</b>	<b>8 188</b>	<b>14 206</b>	<b>93 217</b>
	Establishments reporting legal form of organization—						
	Corporation .....	D	86 542	59 176	5 651	9 621	60 064
	Private .....	D	38 316	28 214	4 034	4 591	26 988
	Public .....	D	D	D	D	D	D
	Not reported .....	D	D	D	D	D	D
	Other .....	D	62 244	55 058	2 537	4 585	33 153
1522	Residential construction, nec						
	<b>Total .....</b>	<b>125 730</b>	<b>82 332</b>	<b>80 978</b>	<b>3 108</b>	<b>5 551</b>	<b>43 021</b>
	Establishments reporting legal form of organization—						
	Corporation .....	D	D	D	D	D	D
	Private .....	D	D	D	D	D	D
	Public .....	-	-	-	-	-	-
	Not reported .....	D	D	D	D	D	D
	Other .....	D	D	D	D	D	D
1531	Operative builders						
	<b>Total .....</b>	<b>149 679</b>	<b>30 539</b>	<b>36 962</b>	<b>1 354</b>	<b>8 450</b>	<b>47 993</b>
	Establishments reporting legal form of organization—						
	Corporation .....	D	D	D	D	D	D
	Private .....	D	D	D	D	D	D
	Public .....	D	D	D	D	D	D
	Not reported .....	D	D	D	D	D	D
	Other .....	D	D	D	D	D	D
1541	Industrial building & warehouses						
	<b>Total .....</b>	<b>148 783</b>	<b>100 079</b>	<b>48 876</b>	<b>2 459</b>	<b>4 122</b>	<b>35 349</b>
	Establishments reporting legal form of organization—						
	Corporation .....	D	D	D	D	D	D
	Private .....	D	D	D	D	D	D
	Public .....	-	-	-	-	-	-
	Not reported .....	D	D	D	D	D	D
	Other .....	D	D	D	D	D	D
1542	Nonresidential construction, nec						
	<b>Total .....</b>	<b>351 129</b>	<b>187 910</b>	<b>134 058</b>	<b>36 178</b>	<b>16 122</b>	<b>94 296</b>
	Establishments reporting legal form of organization—						
	Corporation .....	232 061	123 003	97 687	6 686	9 789	50 053
	Private .....	D	90 798	67 104	5 313	7 807	36 536
	Public .....	D	D	D	-	-	D
	Not reported .....	D	D	D	D	D	D
	Other .....	119 068	64 907	36 371	29 492	6 333	44 243

See footnotes at end of table.

Table 4. **Selected Statistics for Establishments by Industry and Type of Corporation: 1997—**  
**Con.**

[Detail may not add to total because of rounding. For meaning of abbreviations and symbols, see introductory text. For explanation of terms, see Appendix A]

SIC code	Industry and legal form of organization	Value added+++ (\$1,000)	Payments for materials, components, supplies, electricity, and fuels (\$1,000)	Payments for construction work subcontracted to others (\$1,000)	Rental payments for machinery, equipment, and structures (\$1,000)	Capital expenditures, other than land (\$1,000)	End-of-year gross book value of depreciable assets (\$1,000)
<b>16</b>	<b>Heavy construction other than building</b>						
	<b>Total .....</b>	<b>D</b>	<b>260 237</b>	<b>183 780</b>	<b>30 123</b>	<b>28 543</b>	<b>198 366</b>
	Establishments reporting legal form of organization—						
	Corporation .....	D	175 084	126 282	26 587	21 422	143 188
	Private .....	D	D	D	D	D	D
	Public .....	D	—	—	—	—	—
	Not reported .....	D	D	D	D	D	D
	Other .....	D	85 153	57 498	3 536	7 121	55 178
1611	Highway & street construction, excluding elevated highways						
	<b>Total .....</b>	<b>D</b>	<b>D</b>	<b>D</b>	<b>D</b>	<b>D</b>	<b>D</b>
	Establishments reporting legal form of organization—						
	Corporation .....	D	D	D	D	D	D
	Private .....	D	D	D	D	D	D
	Public .....	D	—	—	—	—	—
	Not reported .....	D	D	D	D	D	D
	Other .....	D	D	D	D	D	D
1622	Bridge, tunnel, & elevated highway construction						
	<b>Total .....</b>	<b>D</b>	<b>D</b>	<b>D</b>	<b>D</b>	<b>D</b>	<b>D</b>
	Establishments reporting legal form of organization—						
	Corporation .....	D	D	D	D	D	D
	Private .....	D	D	D	D	D	D
	Public .....	D	—	—	—	—	—
	Not reported .....	D	D	D	D	D	D
	Other .....	D	D	D	D	D	D
1623	Water, sewer, pipeline, & communications & power lines						
	<b>Total .....</b>	<b>100 993</b>	<b>47 586</b>	<b>43 734</b>	<b>1 820</b>	<b>7 512</b>	<b>35 983</b>
	Establishments reporting legal form of organization—						
	Corporation .....	D	14 833	21 126	1 042	3 724	20 441
	Private .....	D	D	D	D	D	D
	Public .....	D	—	—	—	—	—
	Not reported .....	D	D	D	D	D	D
	Other .....	D	32 753	22 608	778	3 788	15 542
1629	Heavy construction, nec						
	<b>Total .....</b>	<b>100 314</b>	<b>39 894</b>	<b>23 686</b>	<b>3 573</b>	<b>9 973</b>	<b>46 543</b>
	Establishments reporting legal form of organization—						
	Corporation .....	77 780	29 396	18 281	3 233	8 013	37 255
	Private .....	57 834	22 639	6 017	1 936	7 831	31 845
	Public .....	—	—	—	—	—	—
	Not reported .....	19 946	6 757	12 264	1 297	182	5 410
	Other .....	22 534	10 498	5 405	340	1 960	9 288
<b>17</b>	<b>Special trade contractors</b>						
	<b>Total .....</b>	<b>495 638</b>	<b>348 971</b>	<b>104 364</b>	<b>7 897</b>	<b>124 540</b>	<b>251 098</b>
	Establishments reporting legal form of organization—						
	Corporation .....	397 646	287 163	88 955	6 641	119 922	222 057
	Private .....	D	221 593	71 844	6 501	116 376	192 108
	Public .....	D	239	60	15	27	175
	Not reported .....	D	65 331	17 051	125	3 519	29 774
	Other .....	97 992	61 808	15 409	1 256	4 618	29 041
1711	Plumbing, heating, & air-conditioning						
	<b>Total .....</b>	<b>100 695</b>	<b>68 062</b>	<b>20 078</b>	<b>1 339</b>	<b>5 877</b>	<b>26 897</b>
	Establishments reporting legal form of organization—						
	Corporation .....	76 361	53 696	17 446	1 063	4 725	20 364
	Private .....	D	D	D	D	D	D
	Public .....	D	—	—	—	—	—
	Not reported .....	D	D	D	D	D	D
	Other .....	24 334	14 366	2 632	276	1 152	6 533
1721	Painting & paper hanging						
	<b>Total .....</b>	<b>11 454</b>	<b>9 407</b>	<b>2 313</b>	<b>104</b>	<b>609</b>	<b>4 636</b>
	Establishments reporting legal form of organization—						
	Corporation .....	7 959	7 055	1 562	92	497	3 673
	Private .....	5 709	5 641	1 158	82	409	3 078
	Public .....	D	D	D	D	D	D
	Not reported .....	D	D	D	—	D	D
	Other .....	3 495	2 352	751	12	112	963

See footnotes at end of table.



**Table 4. Selected Statistics for Establishments by Industry and Type of Corporation: 1997—**  
**Con.**

[Detail may not add to total because of rounding. For meaning of abbreviations and symbols, see introductory text. For explanation of terms, see Appendix A]

SIC code	Industry and legal form of organization	Value added+++ (\$1,000)	Payments for materials, components, supplies, electricity, and fuels (\$1,000)	Payments for construction work subcontracted to others (\$1,000)	Rental payments for machinery, equipment, and structures (\$1,000)	Capital expenditures, other than land (\$1,000)	End-of-year gross book value of depreciable assets (\$1,000)
<b>17</b>	<b>Special trade contractors—Con.</b>						
1731	Electrical work						
	<b>Total</b> .....	<b>168 631</b>	<b>109 264</b>	<b>36 983</b>	<b>2 952</b>	<b>106 951</b>	<b>148 539</b>
	Establishments reporting legal form of organization—						
	Corporation .....	D	D	D	D	D	D
	Private .....	D	D	D	D	D	D
	Public .....	D	D	—	D	D	D
	Not reported .....	D	D	D	D	D	D
	Other .....	D	D	D	D	D	D
1741	Masonry, stone setting, & other stonework						
	<b>Total</b> .....	<b>D</b>	<b>6 712</b>	<b>997</b>	<b>58</b>	<b>167</b>	<b>1 873</b>
	Establishments reporting legal form of organization—						
	Corporation .....	D	D	D	D	D	D
	Private .....	D	D	D	D	D	D
	Public .....	—	—	—	—	—	—
	Not reported .....	D	D	D	—	D	D
	Other .....	D	D	D	D	D	D
1742	Plastering, drywall, acoustical, & insulation work						
	<b>Total</b> .....	<b>D</b>	<b>24 859</b>	<b>10 828</b>	<b>598</b>	<b>1 037</b>	<b>10 467</b>
	Establishments reporting legal form of organization—						
	Corporation .....	D	D	D	D	D	D
	Private .....	D	14 113	8 030	508	387	4 302
	Public .....	—	—	—	—	—	—
	Not reported .....	D	D	D	D	D	D
	Other .....	D	D	D	D	D	D
1743	Terrazzo, tile, marble, & mosaic work						
	<b>Total</b> .....	<b>D</b>	<b>1 287</b>	<b>29</b>	<b>26</b>	<b>285</b>	<b>1 207</b>
	Establishments reporting legal form of organization—						
	Corporation .....	D	D	D	D	D	D
	Private .....	D	D	D	D	D	D
	Public .....	—	—	—	—	—	—
	Not reported .....	—	—	—	—	—	—
	Other .....	D	D	D	—	D	D
1751	Carpentry work						
	<b>Total</b> .....	<b>D</b>	<b>2 603</b>	<b>486</b>	<b>38</b>	<b>162</b>	<b>955</b>
	Establishments reporting legal form of organization—						
	Corporation .....	1 915	1 587	198	20	104	553
	Private .....	1 915	1 587	198	20	104	553
	Public .....	—	—	—	—	—	—
	Not reported .....	—	—	—	—	—	—
	Other .....	D	1 016	288	18	58	402
1752	Floor laying & other floor, nec						
	<b>Total</b> .....	<b>D</b>	<b>2 193</b>	<b>1 282</b>	<b>65</b>	<b>404</b>	<b>1 615</b>
	Establishments reporting legal form of organization—						
	Corporation .....	D	D	D	D	D	D
	Private .....	D	D	D	D	D	D
	Public .....	—	—	—	—	—	—
	Not reported .....	D	D	D	—	D	D
	Other .....	D	D	D	D	D	D
1761	Roofing, siding, & sheet metal work						
	<b>Total</b> .....	<b>24 657</b>	<b>15 372</b>	<b>3 834</b>	<b>127</b>	<b>1 006</b>	<b>5 551</b>
	Establishments reporting legal form of organization—						
	Corporation .....	D	D	D	D	D	D
	Private .....	D	D	D	D	D	D
	Public .....	—	—	—	—	—	—
	Not reported .....	D	D	D	D	D	D
	Other .....	D	D	D	D	D	D
1771	Concrete work						
	<b>Total</b> .....	<b>D</b>	<b>34 191</b>	<b>7 572</b>	<b>870</b>	<b>2 356</b>	<b>11 046</b>
	Establishments reporting legal form of organization—						
	Corporation .....	D	D	D	D	D	D
	Private .....	D	D	D	D	D	D
	Public .....	—	—	—	—	—	—
	Not reported .....	D	D	D	—	D	D
	Other .....	D	D	D	D	D	D

See footnotes at end of table.

**Table 4. Selected Statistics for Establishments by Industry and Type of Corporation: 1997—**  
**Con.**

[Detail may not add to total because of rounding. For meaning of abbreviations and symbols, see introductory text. For explanation of terms, see Appendix A]

SIC code	Industry and legal form of organization	Value added+++ (\$1,000)	Payments for materials, components, supplies, electricity, and fuels (\$1,000)	Payments for construction work subcontracted to others (\$1,000)	Rental payments for machinery, equipment, and structures (\$1,000)	Capital expenditures, other than land (\$1,000)	End-of-year gross book value of depreciable assets (\$1,000)
<b>17</b>	<b>Special trade contractors—Con.</b>						
1781	Water well drilling						
	<b>Total</b> .....	<b>D</b>	<b>378</b>	<b>77</b>	<b>30</b>	<b>—</b>	<b>918</b>
	Establishments reporting legal form of organization—						
	Corporation .....	D	378	77	30	—	918
	Private .....	D	378	77	30	—	918
	Public .....	—	—	—	—	—	—
	Not reported .....	—	—	—	—	—	—
	Other .....	—	—	—	—	—	—
1791	Structural steel erection						
	<b>Total</b> .....	<b>D</b>	<b>30 953</b>	<b>5 973</b>	<b>525</b>	<b>1 309</b>	<b>8 026</b>
	Establishments reporting legal form of organization—						
	Corporation .....	D	D	D	D	D	D
	Private .....	D	21 824	3 179	356	795	4 087
	Public .....	—	—	—	—	—	—
	Not reported .....	D	D	D	D	D	D
	Other .....	D	D	D	D	D	D
1793	Glass & glazing work						
	<b>Total</b> .....	<b>D</b>	<b>1 523</b>	<b>307</b>	<b>34</b>	<b>122</b>	<b>756</b>
	Establishments reporting legal form of organization—						
	Corporation .....	D	D	D	D	D	D
	Private .....	D	1 176	153	34	91	541
	Public .....	—	—	—	—	—	—
	Not reported .....	D	D	D	—	D	D
	Other .....	D	D	D	—	D	D
1794	Excavation work						
	<b>Total</b> .....	<b>D</b>	<b>11 242</b>	<b>3 980</b>	<b>244</b>	<b>2 350</b>	<b>13 009</b>
	Establishments reporting legal form of organization—						
	Corporation .....	D	D	D	D	D	D
	Private .....	D	D	D	D	D	D
	Public .....	—	—	—	—	—	—
	Not reported .....	D	D	D	—	D	D
	Other .....	D	D	D	D	D	D
1795	Wrecking & demolition work						
	<b>Total</b> .....	<b>4 110</b>	<b>1 785</b>	<b>288</b>	<b>228</b>	<b>428</b>	<b>2 373</b>
	Establishments reporting legal form of organization—						
	Corporation .....	D	D	D	D	D	D
	Private .....	3 559	1 312	75	228	415	2 270
	Public .....	—	—	—	—	—	—
	Not reported .....	D	D	D	—	D	D
	Other .....	D	D	D	—	—	—
1796	Installation or erection of building equipment, nec						
	<b>Total</b> .....	<b>D</b>	<b>18 628</b>	<b>6 195</b>	<b>267</b>	<b>715</b>	<b>8 492</b>
	Establishments reporting legal form of organization—						
	Corporation .....	D	D	D	D	D	D
	Private .....	D	16 417	5 666	263	652	7 872
	Public .....	D	D	D	D	—	D
	Not reported .....	D	D	D	—	D	D
	Other .....	D	D	D	D	D	D
1799	Special trade contractors, nec						
	<b>Total</b> .....	<b>13 932</b>	<b>10 512</b>	<b>3 142</b>	<b>392</b>	<b>762</b>	<b>4 738</b>
	Establishments reporting legal form of organization—						
	Corporation .....	D	D	D	D	D	D
	Private .....	D	D	D	D	D	D
	Public .....	D	D	D	—	D	D
	Not reported .....	D	D	D	—	D	D
	Other .....	D	D	D	D	D	D

See footnotes at end of table.

Table 4. **Selected Statistics for Establishments by Industry and Type of Corporation: 1997—**  
**Con.**

[Detail may not add to total because of rounding. For meaning of abbreviations and symbols, see introductory text. For explanation of terms, see Appendix A]

SIC code	Industry and legal form of organization	Value added+++ (\$1,000)	Payments for materials, components, supplies, electricity, and fuels (\$1,000)	Payments for construction work subcontracted to others (\$1,000)	Rental payments for machinery, equipment, and structures (\$1,000)	Capital expenditures, other than land (\$1,000)	End-of-year gross book value of depreciable assets (\$1,000)
<b>6552</b>	<b>Subdividers and developers, nec (ex cemeteries)</b>						
	<b>Total .....</b>	<b>D</b>	<b>16 901</b>	<b>31 501</b>	<b>954</b>	<b>2 708</b>	<b>18 130</b>
	Establishments reporting legal form of organization—						
	Corporation—						
	Private .....	D	11 314	16 792	357	608	11 306
	Public .....	D	—	—	—	—	—
	Not reported .....	—	—	—	—	—	—
	Other .....	D	5 587	14 709	597	2 100	6 824

Note: The "Other" category includes establishments whose legal form of organization was other than corporation.

**Table 5. Basic Statistics for Establishments by Industry and Selected Municipios: 1997**

[Detail may not add to total because of rounding. For meaning of abbreviations and symbols, see introductory text. For explanation of terms, see Appendix A]

SIC code	Industry and geographic area	Establishments (number)	All employees+ (number)	Payroll, all employees (\$1,000)	Value of construction work (\$1,000)	Value added++ (\$1,000)
<b>CONSTRUCTION INDUSTRIES AND SUBDIVIDERS AND DEVELOPERS</b>						
	Puerto Rico .....	1 957	57 123	697 211	3 965 294	2 106 326
	Adjuntas, PR .....	5	88	632	2 746	1 669
	Aguada, PR .....	29	426	3 542	21 161	D
	Aguadilla, PR .....	21	289	5 194	19 487	D
	Aguas Buenas, PR .....	7	56	753	3 925	D
	Aibonito, PR .....	8	102	963	4 974	2 204
	Añasco, PR .....	14	280	2 833	10 949	D
	Arecibo, PR .....	28	303	4 050	35 308	27 089
	Arroyo, PR .....	5	41	248	1 164	416
	Barceloneta, PR .....	16	498	6 049	20 298	D
	Barranquitas, PR .....	27	e	D	D	D
	Bayamón, PR .....	127	2 290	24 607	142 833	D
	Cabo Rojo, PR .....	17	286	3 761	14 130	D
	Caguas, PR .....	76	1 297	13 457	76 880	D
	Camuy, PR .....	16	296	2 140	9 325	3 891
	Canóvanas, PR .....	9	80	733	6 090	4 501
	Carolina, PR .....	96	2 042	24 192	128 708	53 586
	Cataño, PR .....	14	412	5 554	30 509	19 127
	Cayey, PR .....	15	85	778	4 177	2 229
	Celba, PR .....	3	7	79	593	407
	Ciales, PR .....	10	86	705	4 712	3 152
	Cidra, PR .....	15	119	903	4 228	2 134
	Coamo, PR .....	14	248	2 402	10 092	D
	Comerio, PR .....	5	31	283	1 672	D
	Corozal, PR .....	14	79	722	4 888	2 345
	Culebra, PR .....	1	a	D	D	D
	Dorado, PR .....	12	245	2 975	22 909	D
	Fajardo, PR .....	14	369	4 439	25 295	10 676
	Florida, PR .....	3	b	D	D	D
	Guánica, PR .....	7	171	2 232	7 247	1 490
	Guayama, PR .....	16	212	1 600	13 814	D
	Guayanilla, PR .....	2	b	D	D	D
	Guaynabo, PR .....	120	8 811	131 001	704 653	392 176
	Gurabo, PR .....	11	297	3 009	14 938	D
	Hatillo, PR .....	14	240	2 592	10 239	5 079
	Hormigueros, PR .....	7	543	4 689	18 427	D
	Humacao, PR .....	27	389	4 299	19 964	D
	Isabela, PR .....	14	108	939	5 308	2 922
	Jayuya, PR .....	8	c	D	D	D
	Juana Díaz, PR .....	17	127	1 126	10 276	D
	Juncos, PR .....	13	361	2 854	13 790	5 435
	Lajas, PR .....	13	695	7 881	32 006	14 042
	Lares, PR .....	9	90	614	2 317	D
	Las Marías, PR .....	6	57	636	3 557	1 829
	Las Piedras, PR .....	21	969	10 791	94 810	D
	Loiza, PR .....	3	b	D	D	D
	Luquillo, PR .....	4	31	285	1 920	D
	Manatí, PR .....	14	280	2 595	9 701	D
	Maricao, PR .....	3	13	89	562	243
	Maunabo, PR .....	2	a	D	D	D
	Mayagüez, PR .....	68	2 491	25 567	139 386	67 833
	Moca, PR .....	34	429	3 966	17 240	D
	Morovis, PR .....	10	112	1 201	10 497	8 622
	Naguabo, PR .....	22	572	3 654	22 265	12 017
	Naranjito, PR .....	21	600	5 918	32 114	D
	Orocovis, PR .....	10	73	678	4 147	3 124
	Patillas, PR .....	6	75	799	4 956	2 443
	Peñuelas, PR .....	10	871	13 346	26 236	D
	Ponce, PR .....	96	3 591	43 334	232 278	133 932
	Quebradillas, PR .....	9	153	1 448	8 098	3 676
	Rincón, PR .....	7	23	243	2 107	D
	Río Grande, PR .....	9	40	470	2 545	D
	Sabana Grande, PR .....	7	83	993	5 375	2 482
	Salinas, PR .....	3	b	D	D	D
	San Germán, PR .....	15	414	4 455	15 342	8 433
	San Juan, PR .....	472	18 517	235 522	1 497 328	807 288
	San Lorenzo, PR .....	11	220	2 640	15 147	7 349
	San Sebastián, PR .....	25	227	1 857	9 660	D
	Santa Isabel, PR .....	5	258	2 564	14 677	D
	Toa Alta, PR .....	12	55	479	2 462	1 197
	Toa Baja, PR .....	40	1 124	14 351	95 313	D
	Trujillo Alto, PR .....	38	1 766	25 561	128 964	D
	Utua, PR .....	3	15	142	550	274
	Vega Alta, PR .....	9	214	2 510	12 213	D
	Vega Baja, PR .....	26	672	6 172	31 747	D
	Vieques, PR .....	3	b	D	D	D
	Villaiba, PR .....	12	b	D	D	D
	Yabucoa, PR .....	8	146	1 652	8 847	3 657
	Yauco, PR .....	14	141	1 529	10 814	6 212

**Table 5. Basic Statistics for Establishments by Industry and Selected Municipios: 1997—Con.**

[Detail may not add to total because of rounding. For meaning of abbreviations and symbols, see introductory text. For explanation of terms, see Appendix A]

SIC code	Industry and geographic area	Establishments (number)	All employees+ (number)	Payroll, all employees (\$1,000)	Value of construction work (\$1,000)	Value added++ (\$1,000)
<b>1521</b>	<b>Single-family housing construction</b>					
	Puerto Rico .....	381	6 740	70 208	536 793	279 783
	Adjuntas, PR .....	3	a	D	D	D
	Aguada, PR .....	14	281	2 524	15 768	6 398
	Aguadilla, PR .....	7	144	3 952	8 802	6 458
	Aguas Buenas, PR .....	1	a	D	D	D
	Aibonito, PR .....	2	a	D	D	D
	Añasco, PR .....	5	54	596	1 617	975
	Arecibo, PR .....	12	58	501	2 543	1 062
	Arroyo, PR .....	—	—	—	—	—
	Barceloneta, PR .....	1	b	D	D	D
	Barranquitas, PR .....	7	22	120	696	310
	Bayamón, PR .....	13	184	1 548	11 340	3 760
	Cabo Rojo, PR .....	6	53	425	1 289	635
	Caguas, PR .....	13	151	1 329	10 765	3 778
	Camuy, PR .....	7	66	542	3 036	1 303
	Canóvanas, PR .....	2	a	D	D	D
	Carolina, PR .....	11	225	2 474	16 753	7 600
	Cataño, PR .....	3	32	311	1 711	724
	Cayey, PR .....	2	a	D	D	D
	Ceiba, PR .....	1	a	D	D	D
	Ciales, PR .....	5	29	234	1 049	491
	Cidra, PR .....	4	17	112	874	398
	Coamo, PR .....	4	14	89	358	187
	Comerio, PR .....	—	—	—	—	—
	Corozal, PR .....	2	b	D	D	D
	Culebra, PR .....	—	—	—	—	—
	Dorado, PR .....	2	a	D	D	D
	Fajardo, PR .....	2	c	D	D	D
	Florida, PR .....	—	—	—	—	—
	Guánica, PR .....	1	a	D	D	D
	Guayama, PR .....	5	111	926	9 673	6 983
	Guayanilla, PR .....	1	a	D	D	D
	Guaynabo, PR .....	16	481	6 026	83 334	38 465
	Gurabo, PR .....	—	—	—	—	—
	Hatillo, PR .....	4	23	126	591	272
	Hormigueros, PR .....	3	91	348	1 461	938
	Humacao, PR .....	2	b	D	D	D
	Isabela, PR .....	6	54	484	2 924	1 333
	Jayuya, PR .....	—	—	—	—	—
	Juana Díaz, PR .....	6	41	302	6 483	5 334
	Juncos, PR .....	3	b	D	D	D
	Lajas, PR .....	4	16	126	543	231
	Lares, PR .....	2	a	D	D	D
	Las Marías, PR .....	4	b	D	D	D
	Las Piedras, PR .....	4	19	155	904	444
	Loíza, PR .....	1	a	D	D	D
	Luquillo, PR .....	1	a	D	D	D
	Manatí, PR .....	2	c	D	D	D
	Maricao, PR .....	—	—	—	—	—
	Maunabo, PR .....	2	a	D	D	D
	Mayagüez, PR .....	13	180	1 461	9 089	1 174
	Moca, PR .....	18	95	776	5 573	3 392
	Morovis, PR .....	3	5	31	197	99
	Naguabo, PR .....	5	66	512	2 370	955
	Naranjito, PR .....	4	33	244	1 491	655
	Orocovis, PR .....	1	a	D	D	D
	Patillas, PR .....	3	b	D	D	D
	Peñuelas, PR .....	1	a	D	D	D
	Ponce, PR .....	12	458	4 296	31 639	14 794
	Quebradillas, PR .....	3	b	D	D	D
	Rincón, PR .....	2	a	D	D	D
	Río Grande, PR .....	1	a	D	D	D
	Sabana Grande, PR .....	4	b	D	D	D
	Salinas, PR .....	—	—	—	—	—
	San Germán, PR .....	2	a	D	D	D
	San Juan, PR .....	70	2 391	26 725	227 858	135 263
	San Lorenzo, PR .....	3	a	D	D	D
	San Sebastián, PR .....	6	30	192	1 136	538
	Santa Isabel, PR .....	1	b	D	D	D
	Toa Alta, PR .....	3	12	78	726	210
	Toa Baja, PR .....	8	172	1 796	13 228	4 756
	Trujillo Alto, PR .....	3	34	225	1 397	643
	Utua, PR .....	2	a	D	D	D
	Vega Alta, PR .....	2	a	D	D	D
	Vega Baja, PR .....	4	b	D	D	D
	Vieques, PR .....	1	b	D	D	D
	Villalba, PR .....	4	27	222	1 359	605
	Yabucoa, PR .....	3	14	99	615	282
	Yauco, PR .....	3	a	D	D	D

**Table 5. Basic Statistics for Establishments by Industry and Selected Municipios: 1997—Con.**

[Detail may not add to total because of rounding. For meaning of abbreviations and symbols, see introductory text. For explanation of terms, see Appendix A]

SIC code	Industry and geographic area	Establishments (number)	All employees+ (number)	Payroll, all employees (\$1,000)	Value of construction work (\$1,000)	Value added++ (\$1,000)
<b>1522</b>	<b>Residential construction, nec</b>					
	Puerto Rico .....	61	4 472	47 341	286 836	125 730
	Adjuntas, PR .....	—	b	—	—	—
	Aguada, PR .....	1	—	D	D	D
	Aguadilla, PR .....	—	—	—	—	—
	Aguas Buenas, PR .....	—	—	—	—	—
	Aibonito, PR .....	1	a	D	D	D
	Añasco, PR .....	—	—	—	—	—
	Arecibo, PR .....	—	—	—	—	—
	Arroyo, PR .....	—	—	—	—	—
	Barceloneta, PR .....	—	—	—	—	—
	Barranquitas, PR .....	—	—	—	—	—
	Bayamón, PR .....	2	b	D	D	D
	Cabo Rojo, PR .....	1	a	D	D	D
	Caguas, PR .....	3	b	D	D	D
	Camuy, PR .....	—	—	—	—	—
	Canóvanas, PR .....	—	—	—	—	—
	Carolina, PR .....	3	c	D	D	D
	Cataño, PR .....	—	—	—	—	—
	Cayey, PR .....	—	—	—	—	—
	Ceiba, PR .....	—	—	—	—	—
	Ciales, PR .....	1	a	D	D	D
	Cidra, PR .....	—	—	—	—	—
	Coamo, PR .....	1	b	D	D	D
	Comerio, PR .....	—	—	—	—	—
	Corozal, PR .....	1	a	D	D	D
	Culebra, PR .....	—	—	—	—	—
	Dorado, PR .....	—	—	—	—	—
	Fajardo, PR .....	1	b	D	D	D
	Florida, PR .....	—	—	—	—	—
	Guánica, PR .....	—	—	—	—	—
	Guayama, PR .....	—	—	—	—	—
	Guayanilla, PR .....	—	—	—	—	—
	Guaynabo, PR .....	4	995	12 546	61 367	26 800
	Gurabo, PR .....	—	—	—	—	—
	Hatillo, PR .....	—	—	—	—	—
	Hormigueros, PR .....	—	—	—	—	—
	Humacao, PR .....	2	a	D	D	D
	Isabela, PR .....	—	—	—	—	—
	Jayuya, PR .....	1	a	D	D	D
	Juana Díaz, PR .....	1	a	D	D	D
	Juncos, PR .....	2	c	D	D	D
	Lajas, PR .....	1	e	D	D	D
	Lares, PR .....	—	—	—	—	—
	Las Marías, PR .....	—	—	—	—	—
	Las Piedras, PR .....	—	—	—	—	—
	Loíza, PR .....	—	—	—	—	—
	Luquillo, PR .....	—	—	—	—	—
	Manatí, PR .....	1	a	D	D	D
	Maricao, PR .....	—	—	—	—	—
	Maunabo, PR .....	—	—	—	—	—
	Mayagüez, PR .....	3	e	D	D	D
	Moca, PR .....	—	—	—	—	—
	Morovis, PR .....	1	a	D	D	D
	Naguabo, PR .....	—	—	—	—	—
	Naranjito, PR .....	—	—	—	—	—
	Orocovis, PR .....	—	—	—	—	—
	Patillas, PR .....	—	—	—	—	—
	Peñuelas, PR .....	—	—	—	—	—
	Ponce, PR .....	1	b	D	D	D
	Quebradillas, PR .....	—	—	—	—	—
	Rincón, PR .....	—	—	—	—	—
	Río Grande, PR .....	—	—	—	—	—
	Sabana Grande, PR .....	—	—	—	—	—
	Salinas, PR .....	—	—	—	—	—
	San Germán, PR .....	1	c	D	D	D
	San Juan, PR .....	19	1 470	14 094	116 793	51 506
	San Lorenzo, PR .....	—	—	—	—	—
	San Sebastián, PR .....	1	a	D	D	D
	Santa Isabel, PR .....	—	—	—	—	—
	Toa Alta, PR .....	1	a	D	D	D
	Toa Baja, PR .....	4	103	2 220	16 208	12 524
	Trujillo Alto, PR .....	2	b	D	D	D
	Utua, PR .....	—	—	—	—	—
	Vega Alta, PR .....	—	—	—	—	—
	Vega Baja, PR .....	—	—	—	—	—
	Vieques, PR .....	—	—	—	—	—
	Villalba, PR .....	—	—	—	—	—
	Yabucoa, PR .....	1	a	D	D	D
	Yauco, PR .....	—	—	—	—	—

**Table 5. Basic Statistics for Establishments by Industry and Selected Municipios: 1997—Con.**

[Detail may not add to total because of rounding. For meaning of abbreviations and symbols, see introductory text. For explanation of terms, see Appendix A]

SIC code	Industry and geographic area	Establishments (number)	All employees+ (number)	Payroll, all employees (\$1,000)	Value of construction work (\$1,000)	Value added++ (\$1,000)
<b>1531</b>	<b>Operative builders</b>					
	Puerto Rico .....	59	1 704	23 830	215 358	149 679
	Adjuntas, PR .....	—	—	—	—	—
	Aguada, PR .....	1	a	D	D	D
	Aguadilla, PR .....	1	a	D	D	D
	Aguas Buenas, PR .....	—	—	—	—	—
	Aibonito, PR .....	—	—	—	—	—
	Añasco, PR .....	—	—	—	—	—
	Arecibo, PR .....	—	—	—	—	—
	Arroyo, PR .....	1	a	D	D	D
	Barceloneta, PR .....	—	—	—	—	—
	Barranquitas, PR .....	1	a	D	D	D
	Bayamón, PR .....	1	b	D	D	D
	Cabo Rojo, PR .....	—	—	—	—	—
	Caguas, PR .....	2	a	D	D	D
	Camuy, PR .....	—	—	—	—	—
	Canóvanas, PR .....	—	—	—	—	—
	Carolina, PR .....	—	—	—	—	—
	Cataño, PR .....	—	—	—	—	—
	Cayey, PR .....	—	—	—	—	—
	Ceiba, PR .....	—	—	—	—	—
	Ciales, PR .....	—	—	—	—	—
	Cidra, PR .....	2	a	D	D	D
	Coamo, PR .....	—	—	—	—	—
	Comerio, PR .....	—	—	—	—	—
	Corozal, PR .....	—	—	—	—	—
	Culebra, PR .....	—	—	—	—	—
	Dorado, PR .....	1	c	D	D	D
	Fajardo, PR .....	—	—	—	—	—
	Florida, PR .....	—	—	—	—	—
	Guánica, PR .....	—	—	—	—	—
	Guayama, PR .....	—	—	—	—	—
	Guayanilla, PR .....	—	—	—	—	—
	Guaynabo, PR .....	6	441	8 464	70 114	62 832
	Gurabo, PR .....	—	—	—	—	—
	Hatillo, PR .....	—	—	—	—	—
	Hormigueros, PR .....	—	—	—	—	—
	Humacao, PR .....	—	—	—	—	—
	Isabela, PR .....	1	a	D	D	D
	Jayuya, PR .....	2	a	D	D	D
	Juana Díaz, PR .....	—	—	—	—	—
	Juncos, PR .....	—	—	—	—	—
	Lajas, PR .....	2	b	D	D	D
	Lares, PR .....	—	—	—	—	—
	Las Marías, PR .....	—	—	—	—	—
	Las Piedras, PR .....	2	b	D	D	D
	Loíza, PR .....	—	—	—	—	—
	Luquillo, PR .....	—	—	—	—	—
	Manatí, PR .....	2	a	D	D	D
	Maricao, PR .....	—	—	—	—	—
	Maunabo, PR .....	—	—	—	—	—
	Mayagüez, PR .....	4	b	D	D	D
	Moca, PR .....	1	a	D	D	D
	Morovis, PR .....	—	—	—	—	—
	Naguabo, PR .....	1	a	D	D	D
	Naranjito, PR .....	—	—	—	—	—
	Orocovis, PR .....	—	—	—	—	—
	Patillas, PR .....	1	a	D	D	D
	Peñuelas, PR .....	—	—	—	—	—
	Ponce, PR .....	3	b	D	D	D
	Quebradillas, PR .....	—	—	—	—	—
	Rincón, PR .....	—	—	—	—	—
	Río Grande, PR .....	—	—	—	—	—
	Sabana Grande, PR .....	1	b	D	D	D
	Salinas, PR .....	—	—	—	—	—
	San Germán, PR .....	—	—	—	—	—
	San Juan, PR .....	18	547	7 850	89 669	53 303
	San Lorenzo, PR .....	—	—	—	—	—
	San Sebastián, PR .....	1	b	D	D	D
	Santa Isabel, PR .....	1	a	D	D	D
	Toa Alta, PR .....	—	—	—	—	—
	Toa Baja, PR .....	—	—	—	—	—
	Trujillo Alto, PR .....	—	—	—	—	—
	Utua, PR .....	—	—	—	—	—
	Vega Alta, PR .....	—	—	—	—	—
	Vega Baja, PR .....	1	a	D	D	D
	Vieques, PR .....	—	—	—	—	—
	Villalba, PR .....	1	a	D	D	D
	Yabucoa, PR .....	1	c	D	D	D
	Yauco, PR .....	—	—	—	—	—

**Table 5. Basic Statistics for Establishments by Industry and Selected Municipios: 1997—Con.**

[Detail may not add to total because of rounding. For meaning of abbreviations and symbols, see introductory text. For explanation of terms, see Appendix A]

SIC code	Industry and geographic area	Establishments (number)	All employees+ (number)	Payroll, all employees (\$1,000)	Value of construction work (\$1,000)	Value added++ (\$1,000)
<b>1541</b>	<b>Industrial building &amp; warehouses</b>					
	Puerto Rico .....	96	5 015	68 789	289 628	148 783
	Adjuntas, PR .....	—	—	—	—	—
	Aguada, PR .....	—	—	—	—	—
	Aguadilla, PR .....	1	b	D	D	D
	Aguas Buenas, PR .....	—	—	—	—	—
	Aibonito, PR .....	—	—	—	—	—
	Añasco, PR .....	—	—	—	—	—
	Arecibo, PR .....	1	b	D	D	D
	Arroyo, PR .....	1	a	D	D	D
	Barceloneta, PR .....	5	106	1 313	4 756	2 668
	Barranquitas, PR .....	2	a	D	D	D
	Bayamón, PR .....	4	45	715	3 662	2 912
	Cabo Rojo, PR .....	—	—	—	—	—
	Caguas, PR .....	6	c	D	D	D
	Camuy, PR .....	1	a	D	D	D
	Canóvanas, PR .....	—	—	—	—	—
	Carolina, PR .....	3	34	487	4 140	1 800
	Cataño, PR .....	—	—	—	—	—
	Cayey, PR .....	—	—	—	—	—
	Ceiba, PR .....	—	—	—	—	—
	Ciales, PR .....	—	—	—	—	—
	Cidra, PR .....	1	a	D	D	D
	Coamo, PR .....	—	—	—	—	—
	Comerio, PR .....	—	—	—	—	—
	Corozal, PR .....	2	a	D	D	D
	Culebra, PR .....	—	—	—	—	—
	Dorado, PR .....	—	—	—	—	—
	Fajardo, PR .....	1	b	D	D	D
	Florida, PR .....	—	—	—	—	—
	Guánica, PR .....	1	a	D	D	D
	Guayama, PR .....	1	b	D	D	D
	Guayanilla, PR .....	—	—	—	—	—
	Guaynabo, PR .....	7	2 152	32 980	84 616	45 673
	Gurabo, PR .....	—	—	—	—	—
	Hatillo, PR .....	3	b	D	D	D
	Hormigueros, PR .....	—	—	—	—	—
	Humacao, PR .....	4	76	852	3 180	1 068
	Isabela, PR .....	1	a	D	D	D
	Jayuya, PR .....	—	—	—	—	—
	Juana Díaz, PR .....	1	b	D	D	D
	Juncos, PR .....	—	—	—	—	—
	Lajas, PR .....	2	a	D	D	D
	Lares, PR .....	1	b	D	D	D
	Las Marías, PR .....	—	—	—	—	—
	Las Piedras, PR .....	1	a	D	D	D
	Loíza, PR .....	—	—	—	—	—
	Luquillo, PR .....	—	—	—	—	—
	Manatí, PR .....	1	a	D	D	D
	Maricao, PR .....	—	—	—	—	—
	Maunabo, PR .....	—	—	—	—	—
	Mayagüez, PR .....	2	b	D	D	D
	Moca, PR .....	1	a	D	D	D
	Morovis, PR .....	—	—	—	—	—
	Naguabo, PR .....	—	—	—	—	—
	Naranjito, PR .....	1	b	D	D	D
	Orocovis, PR .....	—	—	—	—	—
	Patillas, PR .....	—	—	—	—	—
	Peñuelas, PR .....	—	—	—	—	—
	Ponce, PR .....	5	878	13 523	72 918	40 193
	Quebradillas, PR .....	—	—	—	—	—
	Rincón, PR .....	2	a	D	D	D
	Río Grande, PR .....	—	—	—	—	—
	Sabana Grande, PR .....	—	—	—	—	—
	Salinas, PR .....	—	—	—	—	—
	San Germán, PR .....	—	—	—	—	—
	San Juan, PR .....	25	685	8 947	63 353	27 779
	San Lorenzo, PR .....	—	—	—	—	—
	San Sebastián, PR .....	—	—	—	—	—
	Santa Isabel, PR .....	—	—	—	—	—
	Toa Alta, PR .....	—	—	—	—	—
	Toa Baja, PR .....	1	a	D	D	D
	Trujillo Alto, PR .....	1	b	D	D	D
	Utua, PR .....	—	—	—	—	—
	Vega Alta, PR .....	1	c	D	D	D
	Vega Baja, PR .....	3	55	374	1 434	846
	Vieques, PR .....	—	—	—	—	—
	Villalba, PR .....	1	a	D	D	D
	Yabucoa, PR .....	—	—	—	—	—
	Yauco, PR .....	2	a	D	D	D



**Table 5. Basic Statistics for Establishments by Industry and Selected Municipios: 1997—Con.**

[Detail may not add to total because of rounding. For meaning of abbreviations and symbols, see introductory text. For explanation of terms, see Appendix A]

SIC code	Industry and geographic area	Establishments (number)	All employees+ (number)	Payroll, all employees (\$1,000)	Value of construction work (\$1,000)	Value added++ (\$1,000)
<b>1542</b>	<b>Nonresidential construction, nec</b>					
	Puerto Rico .....	201	9 529	113 969	670 139	351 129
	Adjuntas, PR .....	—	—	—	—	—
	Aguada, PR .....	—	—	—	—	—
	Aguadilla, PR .....	—	—	—	—	—
	Aguas Buenas, PR .....	1	a	D	D	D
	Aibonito, PR .....	2	b	D	D	D
	Añasco, PR .....	2	b	D	D	D
	Arecibo, PR .....	1	a	D	D	D
	Arroyo, PR .....	1	b	D	D	D
	Barceloneta, PR .....	—	—	—	—	—
	Barranquitas, PR .....	3	c	D	D	D
	Bayamón, PR .....	13	169	1 578	12 732	7 130
	Cabo Rojo, PR .....	1	b	D	D	D
	Caguas, PR .....	10	170	1 676	9 070	4 585
	Camuy, PR .....	2	c	D	D	D
	Canóvanas, PR .....	1	a	D	D	D
	Carolina, PR .....	5	207	1 456	5 728	4 182
	Cataño, PR .....	—	—	—	—	—
	Cayey, PR .....	—	—	—	—	—
	Ceiba, PR .....	—	—	—	—	—
	Ciales, PR .....	1	a	D	D	D
	Cidra, PR .....	2	b	D	D	D
	Coamo, PR .....	4	103	927	4 730	2 786
	Comerio, PR .....	1	a	D	D	D
	Corozal, PR .....	1	a	D	D	D
	Culebra, PR .....	—	—	—	—	—
	Dorado, PR .....	1	a	D	D	D
	Fajardo, PR .....	2	b	D	D	D
	Florida, PR .....	1	b	D	D	D
	Guánica, PR .....	—	—	—	—	—
	Guayama, PR .....	1	a	D	D	D
	Guayanilla, PR .....	—	—	—	—	—
	Guaynabo, PR .....	18	1 722	24 275	122 417	49 470
	Gurabo, PR .....	1	a	D	D	D
	Hatillo, PR .....	2	b	D	D	D
	Hormigueros, PR .....	1	b	D	D	D
	Humacao, PR .....	3	46	446	1 734	599
	Isabela, PR .....	1	a	D	D	D
	Jayuya, PR .....	—	—	—	—	—
	Juana Díaz, PR .....	—	—	—	—	—
	Juncos, PR .....	1	a	D	D	D
	Lajas, PR .....	1	c	D	D	D
	Lares, PR .....	1	a	D	D	D
	Las Marías, PR .....	—	—	—	—	—
	Las Piedras, PR .....	2	b	D	D	D
	Loíza, PR .....	—	—	—	—	—
	Luquillo, PR .....	—	—	—	—	—
	Manatí, PR .....	—	—	—	—	—
	Maricao, PR .....	—	—	—	—	—
	Maunabo, PR .....	—	—	—	—	—
	Mayagüez, PR .....	10	499	4 921	27 059	12 863
	Moca, PR .....	3	175	1 734	5 738	2 708
	Morovis, PR .....	1	a	D	D	D
	Naguabo, PR .....	4	68	475	2 862	1 840
	Naranjito, PR .....	1	c	D	D	D
	Orocovis, PR .....	—	—	—	—	—
	Patillas, PR .....	—	—	—	—	—
	Peñuelas, PR .....	—	—	—	—	—
	Ponce, PR .....	18	702	8 061	42 661	21 772
	Quebradillas, PR .....	1	a	D	D	D
	Rincón, PR .....	—	—	—	—	—
	Río Grande, PR .....	1	a	D	D	D
	Sabana Grande, PR .....	—	—	—	—	—
	Salinas, PR .....	—	—	—	—	—
	San Germán, PR .....	3	149	1 754	6 043	2 670
	San Juan, PR .....	50	3 379	43 573	319 153	182 409
	San Lorenzo, PR .....	2	b	D	D	D
	San Sebastián, PR .....	2	b	D	D	D
	Santa Isabel, PR .....	1	a	D	D	D
	Toa Alta, PR .....	3	g	66	644	348
	Toa Baja, PR .....	4	80	1 038	9 939	6 548
	Trujillo Alto, PR .....	5	283	3 224	13 450	5 222
	Utua, PR .....	—	—	—	—	—
	Vega Alta, PR .....	1	b	D	D	D
	Vega Baja, PR .....	3	169	1 603	6 225	3 420
	Vieques, PR .....	—	—	—	—	—
	Villalba, PR .....	—	—	—	—	—
	Yabucoa, PR .....	1	a	D	D	D
	Yauco, PR .....	—	—	—	—	—

**Table 5. Basic Statistics for Establishments by Industry and Selected Municipios: 1997—Con.**

[Detail may not add to total because of rounding. For meaning of abbreviations and symbols, see introductory text. For explanation of terms, see Appendix A]

SIC code	Industry and geographic area	Establishments (number)	All employees+ (number)	Payroll, all employees (\$1,000)	Value of construction work (\$1,000)	Value added++ (\$1,000)
<b>1611</b>	<b>Highway &amp; street construction, excluding elevated highways</b>					
	Puerto Rico .....	95	i	D	D	D
	Adjuntas, PR .....	—	—	—	—	—
	Aguada, PR .....	1	a	D	D	D
	Aguadilla, PR .....	1	a	D	D	D
	Aguas Buenas, PR .....	—	—	—	—	—
	Aibonito, PR .....	—	—	—	—	—
	Añasco, PR .....	5	92	743	3 781	1 938
	Arecibo, PR .....	2	a	D	D	D
	Arroyo, PR .....	—	—	—	—	—
	Barceloneta, PR .....	—	—	—	—	—
	Barranquitas, PR .....	4	48	501	4 753	3 369
	Bayamón, PR .....	2	b	D	D	D
	Cabo Rojo, PR .....	—	—	—	—	—
	Caguas, PR .....	4	74	970	4 726	2 520
	Camuy, PR .....	—	—	—	—	—
	Canóvanas, PR .....	1	b	D	D	D
	Carolina, PR .....	7	509	9 035	36 058	7 484
	Cataño, PR .....	—	—	—	—	—
	Cayey, PR .....	—	—	—	—	—
	Ceiba, PR .....	1	a	D	D	D
	Ciales, PR .....	1	b	D	D	D
	Cidra, PR .....	1	a	D	D	D
	Coamo, PR .....	—	—	—	—	—
	Comerio, PR .....	—	—	—	—	—
	Corozal, PR .....	—	—	—	—	—
	Culebra, PR .....	—	—	—	—	—
	Dorado, PR .....	—	—	—	—	—
	Fajardo, PR .....	—	—	—	—	—
	Florida, PR .....	—	—	—	—	—
	Guánica, PR .....	—	—	—	—	—
	Guayama, PR .....	3	27	165	1 816	1 234
	Guayanilla, PR .....	—	—	—	—	—
	Guaynabo, PR .....	5	1 014	17 258	112 676	59 233
	Gurabo, PR .....	2	b	D	D	D
	Hatillo, PR .....	—	—	—	—	—
	Hormigueros, PR .....	1	c	D	D	D
	Humacao, PR .....	1	a	D	D	D
	Isabela, PR .....	—	—	—	—	—
	Jayuya, PR .....	1	a	D	D	D
	Juana Díaz, PR .....	1	a	D	D	D
	Juncos, PR .....	—	—	—	—	—
	Lajas, PR .....	—	—	—	—	—
	Lares, PR .....	—	—	—	—	—
	Las Marías, PR .....	—	—	—	—	—
	Las Piedras, PR .....	2	f	D	D	D
	Loíza, PR .....	—	—	—	—	—
	Luquillo, PR .....	—	—	—	—	—
	Manatí, PR .....	1	b	D	D	D
	Maricao, PR .....	1	a	D	D	D
	Maunabo, PR .....	—	—	—	—	—
	Mayagüez, PR .....	4	e	D	D	D
	Moca, PR .....	—	—	—	—	—
	Morovis, PR .....	1	b	D	D	D
	Naguabo, PR .....	—	—	—	—	—
	Naranjito, PR .....	7	212	2 007	14 218	4 974
	Orocovis, PR .....	1	a	D	D	D
	Patillas, PR .....	—	—	—	—	—
	Peñuelas, PR .....	—	—	—	—	—
	Ponce, PR .....	7	e	D	D	D
	Quebradillas, PR .....	—	—	—	—	—
	Rincón, PR .....	—	—	—	—	—
	Río Grande, PR .....	1	a	D	D	D
	Sabana Grande, PR .....	—	—	—	—	—
	Salinas, PR .....	—	—	—	—	—
	San Germán, PR .....	—	—	—	—	—
	San Juan, PR .....	14	814	9 928	50 583	31 489
	San Lorenzo, PR .....	3	102	1 252	7 109	4 028
	San Sebastián, PR .....	—	—	—	—	—
	Santa Isabel, PR .....	—	—	—	—	—
	Toa Alta, PR .....	—	—	—	—	—
	Toa Baja, PR .....	2	e	D	D	D
	Trujillo Alto, PR .....	4	f	D	D	D
	Utua, PR .....	1	a	D	D	D
	Vega Alta, PR .....	—	—	—	—	—
	Vega Baja, PR .....	2	a	D	D	D
	Vieques, PR .....	—	—	—	—	—
	Villalba, PR .....	—	—	—	—	—
	Yabucoa, PR .....	—	—	—	—	—
	Yauco, PR .....	—	—	—	—	—

**Table 5. Basic Statistics for Establishments by Industry and Selected Municipios: 1997—Con.**

[Detail may not add to total because of rounding. For meaning of abbreviations and symbols, see introductory text. For explanation of terms, see Appendix A]

SIC code	Industry and geographic area	Establishments (number)	All employees+ (number)	Payroll, all employees (\$1,000)	Value of construction work (\$1,000)	Value added++ (\$1,000)
<b>1622</b>	<b>Bridge, tunnel, &amp; elevated highway construction</b>					
	Puerto Rico .....	12	f	D	D	D
	Adjuntas, PR .....	—	—	—	—	—
	Aguada, PR .....	—	—	—	—	—
	Aguadilla, PR .....	—	—	—	—	—
	Aguas Buenas, PR .....	—	—	—	—	—
	Aibonito, PR .....	—	—	—	—	—
	Añasco, PR .....	—	—	—	—	—
	Arecibo, PR .....	—	—	—	—	—
	Arroyo, PR .....	—	—	—	—	—
	Barceloneta, PR .....	—	—	—	—	—
	Barranquitas, PR .....	—	—	—	—	—
	Bayamón, PR .....	1	c	D	D	D
	Cabo Rojo, PR .....	—	—	—	—	—
	Caguas, PR .....	—	—	—	—	—
	Camuy, PR .....	—	—	—	—	—
	Canóvanas, PR .....	—	—	—	—	—
	Carolina, PR .....	—	—	—	—	—
	Cataño, PR .....	—	—	—	—	—
	Cayey, PR .....	—	—	—	—	—
	Ceiba, PR .....	—	—	—	—	—
	Ciales, PR .....	1	b	D	D	D
	Cidra, PR .....	—	—	—	—	—
	Coamo, PR .....	—	—	—	—	—
	Comerio, PR .....	—	—	—	—	—
	Corozal, PR .....	—	—	—	—	—
	Culebra, PR .....	—	—	—	—	—
	Dorado, PR .....	—	—	—	—	—
	Fajardo, PR .....	—	—	—	—	—
	Florida, PR .....	—	—	—	—	—
	Guánica, PR .....	—	—	—	—	—
	Guayama, PR .....	—	—	—	—	—
	Guayanilla, PR .....	—	—	—	—	—
	Guaynabo, PR .....	2	a	D	D	D
	Gurabo, PR .....	—	—	—	—	—
	Hatillo, PR .....	—	—	—	—	—
	Hormigueros, PR .....	—	—	—	—	—
	Humacao, PR .....	—	—	—	—	—
	Isabela, PR .....	—	—	—	—	—
	Jayuya, PR .....	—	—	—	—	—
	Juana Díaz, PR .....	—	—	—	—	—
	Juncos, PR .....	—	—	—	—	—
	Lajas, PR .....	—	—	—	—	—
	Lares, PR .....	—	—	—	—	—
	Las Marías, PR .....	—	—	—	—	—
	Las Piedras, PR .....	—	—	—	—	—
	Loíza, PR .....	—	—	—	—	—
	Luquillo, PR .....	—	—	—	—	—
	Manatí, PR .....	—	—	—	—	—
	Maricao, PR .....	—	—	—	—	—
	Maunabo, PR .....	—	—	—	—	—
	Mayagüez, PR .....	—	—	—	—	—
	Moca, PR .....	—	—	—	—	—
	Morovis, PR .....	—	—	—	—	—
	Naguabo, PR .....	—	—	—	—	—
	Naranjito, PR .....	1	b	D	D	D
	Orocovis, PR .....	—	—	—	—	—
	Patillas, PR .....	—	—	—	—	—
	Peñuelas, PR .....	—	—	—	—	—
	Ponce, PR .....	3	c	D	D	D
	Quebradillas, PR .....	—	—	—	—	—
	Rincón, PR .....	—	—	—	—	—
	Río Grande, PR .....	—	—	—	—	—
	Sabana Grande, PR .....	—	—	—	—	—
	Salinas, PR .....	—	—	—	—	—
	San Germán, PR .....	—	—	—	—	—
	San Juan, PR .....	4	477	8 092	46 477	22 742
	San Lorenzo, PR .....	—	—	—	—	—
	San Sebastián, PR .....	—	—	—	—	—
	Santa Isabel, PR .....	—	—	—	—	—
	Toa Alta, PR .....	—	—	—	—	—
	Toa Baja, PR .....	—	—	—	—	—
	Trujillo Alto, PR .....	—	—	—	—	—
	Utua, PR .....	—	—	—	—	—
	Vega Alta, PR .....	—	—	—	—	—
	Vega Baja, PR .....	—	—	—	—	—
	Vieques, PR .....	—	—	—	—	—
	Villalba, PR .....	—	—	—	—	—
	Yabucoa, PR .....	—	—	—	—	—
	Yauco, PR .....	—	—	—	—	—

**Table 5. Basic Statistics for Establishments by Industry and Selected Municipios: 1997—Con.**

[Detail may not add to total because of rounding. For meaning of abbreviations and symbols, see introductory text. For explanation of terms, see Appendix A]

SIC code	Industry and geographic area	Establishments (number)	All employees+ (number)	Payroll, all employees (\$1,000)	Value of construction work (\$1,000)	Value added++ (\$1,000)
<b>1623</b>	<b>Water, sewer, pipeline, &amp; communications &amp; power lines</b>					
	Puerto Rico .....	45	2 105	27 568	180 075	100 993
	Adjuntas, PR .....	1	a	D	D	D
	Aguada, PR .....	—	—	—	—	—
	Aguadilla, PR .....	1	a	D	D	D
	Aguas Buenas, PR .....	1	a	D	D	D
	Aibonito, PR .....	—	—	—	—	—
	Añasco, PR .....	—	—	—	—	—
	Arecibo, PR .....	1	c	D	D	D
	Arroyo, PR .....	—	—	—	—	—
	Barceloneta, PR .....	—	—	—	—	—
	Barranquitas, PR .....	—	—	—	—	—
	Bayamón, PR .....	4	366	1 972	8 731	5 165
	Cabo Rojo, PR .....	—	—	—	—	—
	Caguas, PR .....	2	b	D	D	D
	Camuy, PR .....	—	—	—	—	—
	Canóvanas, PR .....	—	—	—	—	—
	Carolina, PR .....	2	a	D	D	D
	Cataño, PR .....	—	—	—	—	—
	Cayey, PR .....	3	26	238	1 092	622
	Ceiba, PR .....	—	—	—	—	—
	Ciales, PR .....	—	—	—	—	—
	Cidra, PR .....	1	a	D	D	D
	Coamo, PR .....	1	a	D	D	D
	Comerio, PR .....	—	—	—	—	—
	Corozal, PR .....	—	—	—	—	—
	Culebra, PR .....	—	—	—	—	—
	Dorado, PR .....	—	—	—	—	—
	Fajardo, PR .....	—	—	—	—	—
	Florida, PR .....	—	—	—	—	—
	Guánica, PR .....	—	—	—	—	—
	Guayama, PR .....	—	—	—	—	—
	Guayanilla, PR .....	—	—	—	—	—
	Guaynabo, PR .....	5	319	5 170	45 403	32 062
	Gurabo, PR .....	—	—	—	—	—
	Hatillo, PR .....	—	—	—	—	—
	Hormigueros, PR .....	—	—	—	—	—
	Humacao, PR .....	—	—	—	—	—
	Isabela, PR .....	—	—	—	—	—
	Jayuya, PR .....	1	c	D	D	D
	Juana Díaz, PR .....	—	—	—	—	—
	Juncos, PR .....	—	—	—	—	—
	Lajas, PR .....	—	—	—	—	—
	Lares, PR .....	—	—	—	—	—
	Las Marías, PR .....	1	a	D	D	D
	Las Piedras, PR .....	—	—	—	—	—
	Loíza, PR .....	—	—	—	—	—
	Luquillo, PR .....	—	—	—	—	—
	Manatí, PR .....	—	—	—	—	—
	Maricao, PR .....	1	a	D	D	D
	Maunabo, PR .....	—	—	—	—	—
	Mayagüez, PR .....	2	e	D	D	D
	Moca, PR .....	1	a	D	D	D
	Morovis, PR .....	—	—	—	—	—
	Naguabo, PR .....	—	—	—	—	—
	Naranjito, PR .....	1	a	D	D	D
	Orocovis, PR .....	—	—	—	—	—
	Patillas, PR .....	—	—	—	—	—
	Peñuelas, PR .....	—	—	—	—	—
	Ponce, PR .....	2	a	D	D	D
	Quebradillas, PR .....	2	b	D	D	D
	Rincón, PR .....	—	—	—	—	—
	Río Grande, PR .....	—	—	—	—	—
	Sabana Grande, PR .....	—	—	—	—	—
	Salinas, PR .....	—	—	—	—	—
	San Germán, PR .....	—	—	—	—	—
	San Juan, PR .....	7	393	6 730	42 292	16 711
	San Lorenzo, PR .....	—	—	—	—	—
	San Sebastián, PR .....	—	—	—	—	—
	Santa Isabel, PR .....	—	—	—	—	—
	Toa Alta, PR .....	—	—	—	—	—
	Toa Baja, PR .....	—	—	—	—	—
	Trujillo Alto, PR .....	1	b	D	D	D
	Utua, PR .....	—	—	—	—	—
	Vega Alta, PR .....	—	—	—	—	—
	Vega Baja, PR .....	3	c	D	D	D
	Vieques, PR .....	—	—	—	—	—
	Villalba, PR .....	—	—	—	—	—
	Yabucoa, PR .....	1	a	D	D	D
	Yauco, PR .....	—	—	—	—	—

**Table 5. Basic Statistics for Establishments by Industry and Selected Municipios: 1997—Con.**

[Detail may not add to total because of rounding. For meaning of abbreviations and symbols, see introductory text. For explanation of terms, see Appendix A]

SIC code	Industry and geographic area	Establishments (number)	All employees+ (number)	Payroll, all employees (\$1,000)	Value of construction work (\$1,000)	Value added++ (\$1,000)
<b>1629</b>	<b>Heavy construction, nec</b>					
	Puerto Rico .....	43	2 278	35 760	163 278	100 314
	Adjuntas, PR .....	—	—	—	—	—
	Aguada, PR .....	—	—	—	—	—
	Aguadilla, PR .....	—	—	—	—	—
	Aguas Buenas, PR .....	1	a	D	D	D
	Aibonito, PR .....	—	—	—	—	—
	Añasco, PR .....	—	—	—	—	—
	Arecibo, PR .....	—	—	—	—	—
	Arroyo, PR .....	—	—	—	—	—
	Barceloneta, PR .....	2	c	D	D	D
	Barranquitas, PR .....	—	—	—	—	—
	Bayamón, PR .....	3	b	D	D	D
	Cabo Rojo, PR .....	—	—	—	—	—
	Caguas, PR .....	2	a	D	D	D
	Camuy, PR .....	—	—	—	—	—
	Canóvanas, PR .....	—	—	—	—	—
	Carolina, PR .....	1	a	D	D	D
	Cataño, PR .....	—	—	—	—	—
	Cayey, PR .....	—	—	—	—	—
	Ceiba, PR .....	—	—	—	—	—
	Ciales, PR .....	—	—	—	—	—
	Cidra, PR .....	—	—	—	—	—
	Coamo, PR .....	—	—	—	—	—
	Comerio, PR .....	—	—	—	—	—
	Corozal, PR .....	—	—	—	—	—
	Culebra, PR .....	—	—	—	—	—
	Dorado, PR .....	—	—	—	—	—
	Fajardo, PR .....	—	—	—	—	—
	Florida, PR .....	—	—	—	—	—
	Guánica, PR .....	—	—	—	—	—
	Guayama, PR .....	1	a	D	D	D
	Guayanilla, PR .....	1	b	D	D	D
	Guaynabo, PR .....	5	331	5 506	32 455	18 237
	Gurabo, PR .....	1	a	D	D	D
	Hatillo, PR .....	—	—	—	—	—
	Hormigueros, PR .....	—	—	—	—	—
	Humacao, PR .....	—	—	—	—	—
	Isabela, PR .....	—	—	—	—	—
	Jayuya, PR .....	—	—	—	—	—
	Juana Díaz, PR .....	—	—	—	—	—
	Juncos, PR .....	—	—	—	—	—
	Lajas, PR .....	—	—	—	—	—
	Lares, PR .....	—	—	—	—	—
	Las Marías, PR .....	—	—	—	—	—
	Las Piedras, PR .....	—	—	—	—	—
	Loíza, PR .....	—	—	—	—	—
	Luquillo, PR .....	—	—	—	—	—
	Manatí, PR .....	—	—	—	—	—
	Maricao, PR .....	—	—	—	—	—
	Maunabo, PR .....	—	—	—	—	—
	Mayagüez, PR .....	1	b	D	D	D
	Moca, PR .....	—	—	—	—	—
	Morovis, PR .....	—	—	—	—	—
	Naguabo, PR .....	1	b	D	D	D
	Naranjito, PR .....	1	a	D	D	D
	Orocovis, PR .....	—	—	—	—	—
	Patillas, PR .....	—	—	—	—	—
	Peñuelas, PR .....	1	e	D	D	D
	Ponce, PR .....	4	200	2 120	9 840	7 049
	Quebradillas, PR .....	—	—	—	—	—
	Rincón, PR .....	—	—	—	—	—
	Río Grande, PR .....	—	—	—	—	—
	Sabana Grande, PR .....	—	—	—	—	—
	Salinas, PR .....	—	—	—	—	—
	San Germán, PR .....	—	—	—	—	—
	San Juan, PR .....	9	783	14 449	58 167	33 744
	San Lorenzo, PR .....	—	—	—	—	—
	San Sebastián, PR .....	1	a	D	D	D
	Santa Isabel, PR .....	1	c	D	D	D
	Toa Alta, PR .....	—	—	—	—	—
	Toa Baja, PR .....	—	—	—	—	—
	Trujillo Alto, PR .....	5	123	1 307	7 704	3 959
	Utuado, PR .....	—	—	—	—	—
	Vega Alta, PR .....	—	—	—	—	—
	Vega Baja, PR .....	—	—	—	—	—
	Vieques, PR .....	1	b	D	D	D
	Villalba, PR .....	1	a	D	D	D
	Yabucoa, PR .....	—	—	—	—	—
	Yauco, PR .....	—	—	—	—	—

**Table 5. Basic Statistics for Establishments by Industry and Selected Municipios: 1997—Con.**

[Detail may not add to total because of rounding. For meaning of abbreviations and symbols, see introductory text. For explanation of terms, see Appendix A]

SIC code	Industry and geographic area	Establishments (number)	All employees+ (number)	Payroll, all employees (\$1,000)	Value of construction work (\$1,000)	Value added++ (\$1,000)
<b>1711</b>	<b>Plumbing, heating, &amp; air-conditioning</b>					
	Puerto Rico .....	163	3 145	37 709	188 647	100 695
	Adjuntas, PR .....	—	—	—	—	—
	Aguada, PR .....	—	—	—	—	—
	Aguadilla, PR .....	1	a	D	D	D
	Aguas Buenas, PR .....	1	a	D	D	D
	Aibonito, PR .....	1	a	D	D	D
	Añasco, PR .....	—	—	—	—	—
	Arecibo, PR .....	4	33	199	747	304
	Arroyo, PR .....	—	—	—	—	—
	Barceloneta, PR .....	3	c	D	D	D
	Barranquitas, PR .....	—	—	—	—	—
	Bayamón, PR .....	13	190	2 151	14 049	8 497
	Cabo Rojo, PR .....	1	a	D	D	D
	Caguas, PR .....	6	184	2 124	8 989	3 609
	Camuy, PR .....	—	—	—	—	—
	Canóvanas, PR .....	2	b	D	D	D
	Carolina, PR .....	13	96	966	7 902	4 917
	Cataño, PR .....	3	21	433	1 432	651
	Cayey, PR .....	1	a	D	D	D
	Ceiba, PR .....	—	—	—	—	—
	Ciales, PR .....	—	—	—	—	—
	Cidra, PR .....	1	a	D	D	D
	Coamo, PR .....	1	a	D	D	D
	Comerio, PR .....	—	—	—	—	—
	Corozal, PR .....	—	—	—	—	—
	Culebra, PR .....	—	—	—	—	—
	Dorado, PR .....	2	a	D	D	D
	Fajardo, PR .....	2	b	D	D	D
	Florida, PR .....	—	—	—	—	—
	Guánica, PR .....	1	b	D	D	D
	Guayama, PR .....	—	—	—	—	—
	Guayanilla, PR .....	—	—	—	—	—
	Guaynabo, PR .....	15	452	6 795	41 223	26 823
	Gurabo, PR .....	2	b	D	D	D
	Hatillo, PR .....	—	—	—	—	—
	Hormigueros, PR .....	1	c	D	D	D
	Humacao, PR .....	4	119	1 552	5 928	2 842
	Isabela, PR .....	—	—	—	—	—
	Jayuya, PR .....	—	—	—	—	—
	Juana Díaz, PR .....	—	—	—	—	—
	Juncos, PR .....	1	b	D	D	D
	Lajas, PR .....	—	—	—	—	—
	Lares, PR .....	—	—	—	—	—
	Las Marías, PR .....	—	—	—	—	—
	Las Piedras, PR .....	3	39	339	2 014	1 135
	Loíza, PR .....	—	—	—	—	—
	Luquillo, PR .....	—	—	—	—	—
	Manatí, PR .....	1	a	D	D	D
	Maricao, PR .....	—	—	—	—	—
	Maunabo, PR .....	—	—	—	—	—
	Mayagüez, PR .....	3	b	D	D	D
	Moca, PR .....	2	a	D	D	D
	Morovis, PR .....	—	—	—	—	—
	Naguabo, PR .....	1	b	D	D	D
	Naranjito, PR .....	—	—	—	—	—
	Orocovis, PR .....	—	—	—	—	—
	Patillas, PR .....	—	—	—	—	—
	Peñuelas, PR .....	3	b	D	D	D
	Ponce, PR .....	8	84	943	6 312	4 660
	Quebradillas, PR .....	—	—	—	—	—
	Rincón, PR .....	—	—	—	—	—
	Río Grande, PR .....	1	a	D	D	D
	Sabana Grande, PR .....	—	—	—	—	—
	Salinas, PR .....	—	—	—	—	—
	San Germán, PR .....	1	b	D	D	D
	San Juan, PR .....	48	1 137	13 081	69 801	32 371
	San Lorenzo, PR .....	—	—	—	—	—
	San Sebastián, PR .....	2	b	D	D	D
	Santa Isabel, PR .....	—	—	—	—	—
	Toa Alta, PR .....	—	—	—	—	—
	Toa Baja, PR .....	3	16	182	1 262	450
	Trujillo Alto, PR .....	3	13	114	535	334
	Utua, PR .....	—	—	—	—	—
	Vega Alta, PR .....	—	—	—	—	—
	Vega Baja, PR .....	1	a	D	D	D
	Vieques, PR .....	—	—	—	—	—
	Villalba, PR .....	2	a	D	D	D
	Yabucoa, PR .....	1	a	D	D	D
	Yauco, PR .....	1	a	D	D	D

**Table 5. Basic Statistics for Establishments by Industry and Selected Municipios: 1997—Con.**

[Detail may not add to total because of rounding. For meaning of abbreviations and symbols, see introductory text. For explanation of terms, see Appendix A]

SIC code	Industry and geographic area	Establishments (number)	All employees+ (number)	Payroll, all employees (\$1,000)	Value of construction work (\$1,000)	Value added++ (\$1,000)
<b>1721</b>	<b>Painting &amp; paper hanging</b>					
	Puerto Rico .....	64	651	6 182	23 174	11 454
	Adjuntas, PR .....	—	—	—	—	—
	Aguada, PR .....	1	a	D	D	D
	Aguadilla, PR .....	1	a	D	D	D
	Aguas Buenas, PR .....	—	—	—	—	—
	Aibonito, PR .....	—	—	—	—	—
	Añasco, PR .....	—	—	—	—	—
	Arecibo, PR .....	1	a	D	D	D
	Arroyo, PR .....	—	—	—	—	—
	Barceloneta, PR .....	—	—	—	—	—
	Barranquitas, PR .....	—	—	—	—	—
	Bayamón, PR .....	9	76	648	2 876	1 995
	Cabo Rojo, PR .....	—	—	—	—	—
	Caguas, PR .....	—	—	—	—	—
	Camuy, PR .....	2	b	D	D	D
	Canóvanas, PR .....	—	—	—	—	—
	Carolina, PR .....	5	22	253	1 184	361
	Cataño, PR .....	—	—	—	—	—
	Cayey, PR .....	—	—	—	—	—
	Ceiba, PR .....	—	—	—	—	—
	Ciales, PR .....	—	—	—	—	—
	Cidra, PR .....	—	—	—	—	—
	Coamo, PR .....	—	—	—	—	—
	Comerio, PR .....	—	—	—	—	—
	Corozal, PR .....	1	a	D	D	D
	Culebra, PR .....	—	—	—	—	—
	Dorado, PR .....	—	—	—	—	—
	Fajardo, PR .....	—	—	—	—	—
	Florida, PR .....	1	a	D	D	D
	Guánica, PR .....	1	b	D	D	D
	Guayama, PR .....	—	—	—	—	—
	Guayanilla, PR .....	—	—	—	—	—
	Guaynabo, PR .....	3	51	298	1 526	994
	Gurabo, PR .....	—	—	—	—	—
	Hatillo, PR .....	—	—	—	—	—
	Hormigueros, PR .....	—	—	—	—	—
	Humacao, PR .....	—	—	—	—	—
	Isabela, PR .....	2	b	D	D	D
	Jayuya, PR .....	1	a	D	D	D
	Juana Díaz, PR .....	1	a	D	D	D
	Juncos, PR .....	1	a	D	D	D
	Lajas, PR .....	—	—	—	—	—
	Lares, PR .....	—	—	—	—	—
	Las Marías, PR .....	—	—	—	—	—
	Las Piedras, PR .....	1	a	D	D	D
	Loíza, PR .....	—	—	—	—	—
	Luquillo, PR .....	1	a	D	D	D
	Manatí, PR .....	2	a	D	D	D
	Maricao, PR .....	—	—	—	—	—
	Maunabo, PR .....	—	—	—	—	—
	Mayagüez, PR .....	—	—	—	—	—
	Moca, PR .....	—	—	—	—	—
	Morovis, PR .....	—	—	—	—	—
	Naguabo, PR .....	—	—	—	—	—
	Naranjito, PR .....	—	—	—	—	—
	Orocovis, PR .....	2	a	D	D	D
	Patillas, PR .....	—	—	—	—	—
	Peñuelas, PR .....	—	—	—	—	—
	Ponce, PR .....	1	a	D	D	D
	Quebradillas, PR .....	1	a	D	D	D
	Rincón, PR .....	—	—	—	—	—
	Río Grande, PR .....	2	a	D	D	D
	Sabana Grande, PR .....	—	—	—	—	—
	Salinas, PR .....	—	—	—	—	—
	San Germán, PR .....	2	a	D	D	D
	San Juan, PR .....	16	190	2 144	7 279	3 709
	San Lorenzo, PR .....	—	—	—	—	—
	San Sebastián, PR .....	—	—	—	—	—
	Santa Isabel, PR .....	—	—	—	—	—
	Toa Alta, PR .....	—	—	—	—	—
	Toa Baja, PR .....	3	13	108	344	208
	Trujillo Alto, PR .....	—	—	—	—	—
	Utua, PR .....	—	—	—	—	—
	Vega Alta, PR .....	—	—	—	—	—
	Vega Baja, PR .....	1	b	D	D	D
	Vieques, PR .....	—	—	—	—	—
	Villalba, PR .....	—	—	—	—	—
	Yabucoa, PR .....	—	—	—	—	—
	Yauco, PR .....	2	a	D	D	D

**Table 5. Basic Statistics for Establishments by Industry and Selected Municipios: 1997—Con.**

[Detail may not add to total because of rounding. For meaning of abbreviations and symbols, see introductory text. For explanation of terms, see Appendix A]

SIC code	Industry and geographic area	Establishments (number)	All employees+ (number)	Payroll, all employees (\$1,000)	Value of construction work (\$1,000)	Value added++ (\$1,000)
<b>1731</b>	<b>Electrical work</b>					
	Puerto Rico .....	240	5 779	72 947	314 384	168 631
	Adjuntas, PR .....	—	—	—	—	—
	Aguada, PR .....	3	b	D	D	D
	Aguadilla, PR .....	4	b	D	D	D
	Aguas Buenas, PR .....	1	b	D	D	D
	Aibonito, PR .....	2	a	D	D	D
	Añasco, PR .....	—	—	—	—	—
	Arecibo, PR .....	2	a	D	D	D
	Arroyo, PR .....	—	—	—	—	—
	Barceloneta, PR .....	1	b	D	D	D
	Barranquitas, PR .....	3	22	131	838	459
	Bayamón, PR .....	22	373	5 039	16 569	8 626
	Cabo Rojo, PR .....	3	c	D	D	D
	Caguas, PR .....	8	82	619	3 186	1 312
	Camuy, PR .....	1	a	D	D	D
	Canóvanas, PR .....	1	a	D	D	D
	Carolina, PR .....	15	261	2 537	13 108	5 078
	Cataño, PR .....	1	a	D	D	D
	Cayey, PR .....	3	7	85	672	341
	Ceiba, PR .....	—	—	—	—	—
	Ciales, PR .....	—	—	—	—	—
	Cidra, PR .....	2	b	D	D	D
	Coamo, PR .....	1	a	D	D	D
	Comerio, PR .....	3	a	D	D	D
	Corozal, PR .....	3	8	40	211	108
	Culebra, PR .....	—	—	—	—	—
	Dorado, PR .....	2	a	D	D	D
	Fajardo, PR .....	2	a	D	D	D
	Florida, PR .....	—	—	—	—	—
	Guánica, PR .....	—	—	—	—	—
	Guayama, PR .....	2	a	D	D	D
	Guayanilla, PR .....	—	—	—	—	—
	Guaynabo, PR .....	13	201	3 436	16 371	12 779
	Gurabo, PR .....	4	c	D	D	D
	Hatillo, PR .....	—	—	—	—	—
	Hormigueros, PR .....	—	—	—	—	—
	Humacao, PR .....	3	13	101	580	279
	Isabela, PR .....	1	a	D	D	D
	Jayuya, PR .....	1	a	D	D	D
	Juana Díaz, PR .....	1	a	D	D	D
	Juncos, PR .....	1	a	D	D	D
	Lajas, PR .....	1	a	D	D	D
	Lares, PR .....	4	46	232	538	83
	Las Marías, PR .....	—	—	—	—	—
	Las Piedras, PR .....	4	21	112	1 135	876
	Loíza, PR .....	—	—	—	—	—
	Luquillo, PR .....	—	—	—	—	—
	Manatí, PR .....	2	b	D	D	D
	Maricao, PR .....	—	—	—	—	—
	Maunabo, PR .....	—	—	—	—	—
	Mayagüez, PR .....	12	e	D	D	D
	Moca, PR .....	6	141	1 322	5 070	3 181
	Morovis, PR .....	1	a	D	D	D
	Naguabo, PR .....	2	b	D	D	D
	Naranjito, PR .....	1	a	D	D	D
	Orocovis, PR .....	2	a	D	D	D
	Patillas, PR .....	—	—	—	—	—
	Peñuelas, PR .....	1	a	D	D	D
	Ponce, PR .....	8	297	3 232	13 987	7 051
	Quebradillas, PR .....	1	a	D	D	D
	Rincón, PR .....	—	—	—	—	—
	Río Grande, PR .....	—	—	—	—	—
	Sabana Grande, PR .....	—	—	—	—	—
	Salinas, PR .....	1	a	D	D	D
	San Germán, PR .....	1	a	D	D	D
	San Juan, PR .....	61	2 762	36 298	163 827	91 840
	San Lorenzo, PR .....	1	a	D	D	D
	San Sebastián, PR .....	6	48	477	1 343	908
	Santa Isabel, PR .....	—	—	—	—	—
	Toa Alta, PR .....	—	—	—	—	—
	Toa Baja, PR .....	4	b	D	D	D
	Trujillo Alto, PR .....	8	481	6 853	28 265	9 718
	Utua, PR .....	—	—	—	—	—
	Vega Alta, PR .....	1	a	D	D	D
	Vega Baja, PR .....	2	a	D	D	D
	Vieques, PR .....	—	—	—	—	—
	Villalba, PR .....	—	—	—	—	—
	Yabucoa, PR .....	—	—	—	—	—
	Yauco, PR .....	1	a	D	D	D



**Table 5. Basic Statistics for Establishments by Industry and Selected Municipios: 1997—Con.**

[Detail may not add to total because of rounding. For meaning of abbreviations and symbols, see introductory text. For explanation of terms, see Appendix A]

SIC code	Industry and geographic area	Establishments (number)	All employees+ (number)	Payroll, all employees (\$1,000)	Value of construction work (\$1,000)	Value added++ (\$1,000)
<b>1741</b>	<b>Masonry, stone setting, &amp; other stonework</b>					
	Puerto Rico .....	16	289	3 398	15 257	D
	Adjuntas, PR .....	—	—	—	—	—
	Aguada, PR .....	—	—	—	—	—
	Aguadilla, PR .....	1	a	D	D	D
	Aguas Buenas, PR .....	—	—	—	—	—
	Aibonito, PR .....	—	—	—	—	—
	Añasco, PR .....	—	—	—	—	—
	Arecibo, PR .....	—	—	—	—	—
	Arroyo, PR .....	—	—	—	—	—
	Barceloneta, PR .....	—	—	—	—	—
	Barranquitas, PR .....	1	a	D	D	D
	Bayamón, PR .....	—	—	—	—	—
	Cabo Rojo, PR .....	1	a	D	D	D
	Caguas, PR .....	—	—	—	—	—
	Camuy, PR .....	—	—	—	—	—
	Canóvanas, PR .....	—	—	—	—	—
	Carolina, PR .....	—	—	—	—	—
	Cataño, PR .....	—	—	—	—	—
	Cayey, PR .....	—	—	—	—	—
	Ceiba, PR .....	—	—	—	—	—
	Ciales, PR .....	—	—	—	—	—
	Cidra, PR .....	—	—	—	—	—
	Coamo, PR .....	—	—	—	—	—
	Comerio, PR .....	—	—	—	—	—
	Corozal, PR .....	—	—	—	—	—
	Culebra, PR .....	—	—	—	—	—
	Dorado, PR .....	—	—	—	—	—
	Fajardo, PR .....	—	—	—	—	—
	Florida, PR .....	—	—	—	—	—
	Guánica, PR .....	—	—	—	—	—
	Guayama, PR .....	—	—	—	—	—
	Guayanilla, PR .....	—	—	—	—	—
	Guaynabo, PR .....	—	—	—	—	—
	Gurabo, PR .....	—	—	—	—	—
	Hatillo, PR .....	—	—	—	—	—
	Hormigueros, PR .....	—	—	—	—	—
	Humacao, PR .....	1	b	D	D	D
	Isabela, PR .....	—	—	—	—	—
	Jayuya, PR .....	—	—	—	—	—
	Juana Díaz, PR .....	—	—	—	—	—
	Juncos, PR .....	—	—	—	—	—
	Lajas, PR .....	—	—	—	—	—
	Lares, PR .....	—	—	—	—	—
	Las Marías, PR .....	—	—	—	—	—
	Las Piedras, PR .....	1	a	D	D	D
	Loíza, PR .....	—	—	—	—	—
	Luquillo, PR .....	—	—	—	—	—
	Manatí, PR .....	—	—	—	—	—
	Maricao, PR .....	—	—	—	—	—
	Maunabo, PR .....	—	—	—	—	—
	Mayagüez, PR .....	—	—	—	—	—
	Moca, PR .....	—	—	—	—	—
	Morovis, PR .....	—	—	—	—	—
	Naguabo, PR .....	3	47	440	2 360	1 225
	Naranjito, PR .....	—	—	—	—	—
	Orocovis, PR .....	2	a	D	D	D
	Patillas, PR .....	—	—	—	—	—
	Peñuelas, PR .....	—	—	—	—	—
	Ponce, PR .....	—	—	—	—	—
	Quebradillas, PR .....	—	—	—	—	—
	Rincón, PR .....	—	—	—	—	—
	Río Grande, PR .....	—	—	—	—	—
	Sabana Grande, PR .....	1	a	D	D	D
	Salinas, PR .....	—	—	—	—	—
	San Germán, PR .....	—	—	—	—	—
	San Juan, PR .....	3	c	D	D	D
	San Lorenzo, PR .....	—	—	—	—	—
	San Sebastián, PR .....	—	—	—	—	—
	Santa Isabel, PR .....	—	—	—	—	—
	Toa Alta, PR .....	—	—	—	—	—
	Toa Baja, PR .....	1	a	D	D	D
	Trujillo Alto, PR .....	—	—	—	—	—
	Utuado, PR .....	—	—	—	—	—
	Vega Alta, PR .....	—	—	—	—	—
	Vega Baja, PR .....	1	a	D	D	D
	Vieques, PR .....	—	—	—	—	—
	Villalba, PR .....	—	—	—	—	—
	Yabucoa, PR .....	—	—	—	—	—
	Yauco, PR .....	—	—	—	—	—

**Table 5. Basic Statistics for Establishments by Industry and Selected Municipios: 1997—Con.**

[Detail may not add to total because of rounding. For meaning of abbreviations and symbols, see introductory text. For explanation of terms, see Appendix A]

SIC code	Industry and geographic area	Establishments (number)	All employees+ (number)	Payroll, all employees (\$1,000)	Value of construction work (\$1,000)	Value added++ (\$1,000)
<b>1742</b>	<b>Plastering, drywall, acoustical, &amp; insulation work</b>					
	Puerto Rico .....	44	1 776	20 009	77 272	D
	Adjuntas, PR .....	—	b	—	—	D
	Aguada, PR .....	1	—	D	D	—
	Aguadilla, PR .....	—	—	—	—	—
	Aguas Buenas, PR .....	—	—	—	—	—
	Aibonito, PR .....	—	—	—	—	—
	Añasco, PR .....	1	b	D	D	D
	Arecibo, PR .....	—	—	—	—	—
	Arroyo, PR .....	—	—	—	—	—
	Barceloneta, PR .....	3	46	450	2 023	1 044
	Barranquitas, PR .....	—	—	—	—	—
	Bayamón, PR .....	7	102	681	4 665	2 857
	Cabo Rojo, PR .....	—	—	—	—	—
	Caguas, PR .....	2	b	D	D	D
	Camuy, PR .....	—	—	—	—	—
	Canóvanas, PR .....	—	—	—	—	—
	Carolina, PR .....	8	281	2 563	16 420	9 354
	Cataño, PR .....	1	a	D	D	D
	Cayey, PR .....	1	a	D	D	D
	Ceiba, PR .....	—	—	—	—	—
	Ciales, PR .....	—	—	—	—	—
	Cidra, PR .....	—	—	—	—	—
	Coamo, PR .....	—	—	—	—	—
	Comerio, PR .....	—	—	—	—	—
	Corozal, PR .....	—	—	—	—	—
	Culebra, PR .....	—	—	—	—	—
	Dorado, PR .....	—	—	—	—	—
	Fajardo, PR .....	—	—	—	—	—
	Florida, PR .....	—	—	—	—	—
	Guánica, PR .....	—	—	—	—	—
	Guayama, PR .....	—	—	—	—	—
	Guayanilla, PR .....	—	—	—	—	—
	Guaynabo, PR .....	2	e	D	D	D
	Gurabo, PR .....	—	—	—	—	—
	Hatillo, PR .....	1	b	D	D	D
	Hormigueros, PR .....	—	—	—	—	—
	Humacao, PR .....	—	—	—	—	—
	Isabela, PR .....	—	—	—	—	—
	Jayuya, PR .....	—	—	—	—	—
	Juana Díaz, PR .....	—	—	—	—	—
	Juncos, PR .....	—	—	—	—	—
	Lajas, PR .....	—	—	—	—	—
	Lares, PR .....	—	—	—	—	—
	Las Marías, PR .....	—	—	—	—	—
	Las Piedras, PR .....	—	—	—	—	—
	Loíza, PR .....	1	b	D	D	D
	Luquillo, PR .....	—	—	—	—	—
	Manatí, PR .....	—	—	—	—	—
	Maricao, PR .....	—	—	—	—	—
	Maunabo, PR .....	—	—	—	—	—
	Mayagüez, PR .....	—	—	—	—	—
	Moca, PR .....	—	—	—	—	—
	Morovis, PR .....	—	—	—	—	—
	Naguabo, PR .....	—	—	—	—	—
	Naranjito, PR .....	—	—	—	—	—
	Orocovis, PR .....	—	—	—	—	—
	Patillas, PR .....	—	—	—	—	—
	Peñuelas, PR .....	2	e	D	D	D
	Ponce, PR .....	—	—	—	—	—
	Quebradillas, PR .....	—	—	—	—	—
	Rincón, PR .....	1	a	D	D	D
	Río Grande, PR .....	—	—	—	—	—
	Sabana Grande, PR .....	—	—	—	—	—
	Salinas, PR .....	—	—	—	—	—
	San Germán, PR .....	—	—	—	—	—
	San Juan, PR .....	11	388	3 785	21 804	11 560
	San Lorenzo, PR .....	—	—	—	—	—
	San Sebastián, PR .....	—	—	—	—	—
	Santa Isabel, PR .....	—	—	—	—	—
	Toa Alta, PR .....	—	—	—	—	—
	Toa Baja, PR .....	—	—	—	—	—
	Trujillo Alto, PR .....	1	a	D	D	D
	Utua, PR .....	—	—	—	—	—
	Vega Alta, PR .....	—	—	—	—	—
	Vega Baja, PR .....	—	—	—	—	—
	Vieques, PR .....	—	—	—	—	—
	Villalba, PR .....	—	—	—	—	—
	Yabucoa, PR .....	—	—	—	—	—
	Yauco, PR .....	1	b	D	D	D

**Table 5. Basic Statistics for Establishments by Industry and Selected Municipios: 1997—Con.**

[Detail may not add to total because of rounding. For meaning of abbreviations and symbols, see introductory text. For explanation of terms, see Appendix A]

SIC code	Industry and geographic area	Establishments (number)	All employees+ (number)	Payroll, all employees (\$1,000)	Value of construction work (\$1,000)	Value added++ (\$1,000)
<b>1743</b>	<b>Terrazzo, tile, marble, &amp; mosaic work</b>					
	Puerto Rico .....	8	107	1 202	5 281	D
	Adjuntas, PR .....	—	—	—	—	—
	Aguada, PR .....	2	a	D	D	D
	Aguadilla, PR .....	—	—	—	—	—
	Aguas Buenas, PR .....	—	—	—	—	—
	Aibonito, PR .....	—	—	—	—	—
	Añasco, PR .....	—	—	—	—	—
	Arecibo, PR .....	—	—	—	—	—
	Arroyo, PR .....	—	—	—	—	—
	Barceloneta, PR .....	—	—	—	—	—
	Barranquitas, PR .....	—	—	—	—	—
	Bayamón, PR .....	—	—	—	—	—
	Cabo Rojo, PR .....	—	—	—	—	—
	Caguas, PR .....	—	—	—	—	—
	Camuy, PR .....	—	—	—	—	—
	Canóvanas, PR .....	—	—	—	—	—
	Carolina, PR .....	—	—	—	—	—
	Cataño, PR .....	—	—	—	—	—
	Cayey, PR .....	—	—	—	—	—
	Ceiba, PR .....	—	—	—	—	—
	Ciales, PR .....	—	—	—	—	—
	Cidra, PR .....	—	—	—	—	—
	Coamo, PR .....	—	—	—	—	—
	Comerio, PR .....	—	—	—	—	—
	Corozal, PR .....	—	—	—	—	—
	Culebra, PR .....	—	—	—	—	—
	Dorado, PR .....	—	—	—	—	—
	Fajardo, PR .....	—	—	—	—	—
	Florida, PR .....	—	—	—	—	—
	Guánica, PR .....	—	—	—	—	—
	Guayama, PR .....	—	—	—	—	—
	Guayanilla, PR .....	—	—	—	—	—
	Guaynabo, PR .....	1	a	D	D	D
	Gurabo, PR .....	—	—	—	—	—
	Hatillo, PR .....	—	—	—	—	—
	Hormigueros, PR .....	—	—	—	—	—
	Humacao, PR .....	—	—	—	—	—
	Isabela, PR .....	—	—	—	—	—
	Jayuya, PR .....	—	—	—	—	—
	Juana Díaz, PR .....	—	—	—	—	—
	Juncos, PR .....	—	—	—	—	—
	Lajas, PR .....	—	—	—	—	—
	Lares, PR .....	—	—	—	—	—
	Las Marías, PR .....	—	—	—	—	—
	Las Piedras, PR .....	—	—	—	—	—
	Loíza, PR .....	—	—	—	—	—
	Luquillo, PR .....	1	a	D	D	D
	Manatí, PR .....	—	—	—	—	—
	Maricao, PR .....	—	—	—	—	—
	Maunabo, PR .....	—	—	—	—	—
	Mayagüez, PR .....	—	—	—	—	—
	Moca, PR .....	—	—	—	—	—
	Morovis, PR .....	—	—	—	—	—
	Naguabo, PR .....	—	—	—	—	—
	Naranjito, PR .....	—	—	—	—	—
	Orocovis, PR .....	—	—	—	—	—
	Patillas, PR .....	—	—	—	—	—
	Peñuelas, PR .....	—	—	—	—	—
	Ponce, PR .....	2	a	D	D	D
	Quebradillas, PR .....	—	—	—	—	—
	Rincón, PR .....	—	—	—	—	—
	Río Grande, PR .....	—	—	—	—	—
	Sabana Grande, PR .....	—	—	—	—	—
	Salinas, PR .....	—	—	—	—	—
	San Germán, PR .....	—	—	—	—	—
	San Juan, PR .....	2	b	D	D	D
	San Lorenzo, PR .....	—	—	—	—	—
	San Sebastián, PR .....	—	—	—	—	—
	Santa Isabel, PR .....	—	—	—	—	—
	Toa Alta, PR .....	—	—	—	—	—
	Toa Baja, PR .....	—	—	—	—	—
	Trujillo Alto, PR .....	—	—	—	—	—
	Utua, PR .....	—	—	—	—	—
	Vega Alta, PR .....	—	—	—	—	—
	Vega Baja, PR .....	—	—	—	—	—
	Vieques, PR .....	—	—	—	—	—
	Villalba, PR .....	—	—	—	—	—
	Yabucoa, PR .....	—	—	—	—	—
	Yauco, PR .....	—	—	—	—	—

**Table 5. Basic Statistics for Establishments by Industry and Selected Municipios: 1997—Con.**

[Detail may not add to total because of rounding. For meaning of abbreviations and symbols, see introductory text. For explanation of terms, see Appendix A]

SIC code	Industry and geographic area	Establishments (number)	All employees+ (number)	Payroll, all employees (\$1,000)	Value of construction work (\$1,000)	Value added++ (\$1,000)
<b>1751</b>	<b>Carpentry work</b>					
	Puerto Rico .....	29	201	1 457	5 964	D
	Adjuntas, PR .....	1	b	D	D	D
	Aguada, PR .....	1	a	D	D	D
	Aguadilla, PR .....	—	—	—	—	—
	Aguas Buenas, PR .....	1	a	D	D	D
	Aibonito, PR .....	—	—	—	—	—
	Añasco, PR .....	—	—	—	—	—
	Arecibo, PR .....	1	a	D	D	D
	Arroyo, PR .....	—	—	—	—	—
	Barceloneta, PR .....	—	—	—	—	—
	Barranquitas, PR .....	2	a	D	D	D
	Bayamón, PR .....	1	a	D	D	D
	Cabo Rojo, PR .....	—	—	—	—	—
	Caguas, PR .....	3	a	D	D	D
	Camuy, PR .....	—	—	—	—	—
	Canóvanas, PR .....	—	—	—	—	—
	Carolina, PR .....	—	—	—	—	—
	Cataño, PR .....	—	—	—	—	—
	Cayey, PR .....	—	—	—	—	—
	Ceiba, PR .....	—	—	—	—	—
	Ciales, PR .....	—	—	—	—	—
	Cidra, PR .....	—	—	—	—	—
	Coamo, PR .....	—	—	—	—	—
	Comerio, PR .....	—	—	—	—	—
	Corozal, PR .....	—	—	—	—	—
	Culebra, PR .....	1	a	D	D	D
	Dorado, PR .....	1	a	D	D	D
	Fajardo, PR .....	—	—	—	—	—
	Florida, PR .....	—	—	—	—	—
	Guánica, PR .....	1	a	D	D	D
	Guayama, PR .....	1	b	D	D	D
	Guayanilla, PR .....	—	—	—	—	—
	Guaynabo, PR .....	—	—	—	—	—
	Gurabo, PR .....	—	—	—	—	—
	Hatillo, PR .....	—	—	—	—	—
	Hormigueros, PR .....	—	—	—	—	—
	Humacao, PR .....	2	a	D	D	D
	Isabela, PR .....	—	—	—	—	—
	Jayuya, PR .....	1	a	D	D	D
	Juana Díaz, PR .....	—	—	—	—	—
	Juncos, PR .....	1	a	D	D	D
	Lajas, PR .....	—	—	—	—	—
	Lares, PR .....	—	—	—	—	—
	Las Marías, PR .....	—	—	—	—	—
	Las Piedras, PR .....	—	—	—	—	—
	Loíza, PR .....	—	—	—	—	—
	Luquillo, PR .....	—	—	—	—	—
	Manatí, PR .....	1	a	D	D	D
	Maricao, PR .....	—	—	—	—	—
	Maunabo, PR .....	—	—	—	—	—
	Mayagüez, PR .....	—	—	—	—	—
	Moca, PR .....	—	—	—	—	—
	Morovis, PR .....	1	a	D	D	D
	Naguabo, PR .....	1	a	D	D	D
	Naranjito, PR .....	1	a	D	D	D
	Orocovis, PR .....	—	—	—	—	—
	Patillas, PR .....	—	—	—	—	—
	Peñuelas, PR .....	—	—	—	—	—
	Ponce, PR .....	—	—	—	—	—
	Quebradillas, PR .....	—	—	—	—	—
	Rincón, PR .....	1	a	D	D	D
	Río Grande, PR .....	—	—	—	—	—
	Sabana Grande, PR .....	—	—	—	—	—
	Salinas, PR .....	—	—	—	—	—
	San Germán, PR .....	1	a	D	D	D
	San Juan, PR .....	2	a	D	D	D
	San Lorenzo, PR .....	—	—	—	—	—
	San Sebastián, PR .....	—	—	—	—	—
	Santa Isabel, PR .....	—	—	—	—	—
	Toa Alta, PR .....	—	—	—	—	—
	Toa Baja, PR .....	—	—	—	—	—
	Trujillo Alto, PR .....	—	—	—	—	—
	Utua, PR .....	—	—	—	—	—
	Vega Alta, PR .....	—	—	—	—	—
	Vega Baja, PR .....	2	a	D	D	D
	Vieques, PR .....	—	—	—	—	—
	Villalba, PR .....	1	a	D	D	D
	Yabucoa, PR .....	—	—	—	—	—
	Yauco, PR .....	—	—	—	—	—

**Table 5. Basic Statistics for Establishments by Industry and Selected Municipios: 1997—Con.**

[Detail may not add to total because of rounding. For meaning of abbreviations and symbols, see introductory text. For explanation of terms, see Appendix A]

SIC code	Industry and geographic area	Establishments (number)	All employees+ (number)	Payroll, all employees (\$1,000)	Value of construction work (\$1,000)	Value added++ (\$1,000)
<b>1752</b>	<b>Floor laying &amp; other floor work, nec</b>					
	Puerto Rico .....	17	138	1 422	9 762	D
	Adjuntas, PR .....	—	—	—	—	—
	Aguada, PR .....	—	—	—	—	—
	Aguadilla, PR .....	—	—	—	—	—
	Aguas Buenas, PR .....	—	—	—	—	—
	Aibonito, PR .....	—	—	—	—	—
	Añasco, PR .....	—	—	—	—	—
	Arecibo, PR .....	—	—	—	—	—
	Arroyo, PR .....	—	—	—	—	—
	Barceloneta, PR .....	—	—	—	—	—
	Barranquitas, PR .....	—	—	—	—	—
	Bayamón, PR .....	—	—	—	—	—
	Cabo Rojo, PR .....	—	—	—	—	—
	Caguas, PR .....	—	—	—	—	—
	Camuy, PR .....	—	—	—	—	—
	Canóvanas, PR .....	—	—	—	—	—
	Carolina, PR .....	1	a	D	D	D
	Cataño, PR .....	—	—	—	—	—
	Cayey, PR .....	—	—	—	—	—
	Ceiba, PR .....	—	—	—	—	—
	Ciales, PR .....	—	—	—	—	—
	Cidra, PR .....	—	—	—	—	—
	Coamo, PR .....	—	—	—	—	—
	Comerio, PR .....	—	—	—	—	—
	Corozal, PR .....	—	—	—	—	—
	Culebra, PR .....	—	—	—	—	—
	Dorado, PR .....	—	—	—	—	—
	Fajardo, PR .....	1	a	D	D	D
	Florida, PR .....	—	—	—	—	—
	Guánica, PR .....	—	—	—	—	—
	Guayama, PR .....	—	—	—	—	—
	Guayanilla, PR .....	—	—	—	—	—
	Guaynabo, PR .....	1	a	D	D	D
	Gurabo, PR .....	—	—	—	—	—
	Hatillo, PR .....	—	—	—	—	—
	Hormigueros, PR .....	—	—	—	—	—
	Humacao, PR .....	1	a	D	D	D
	Isabela, PR .....	—	—	—	—	—
	Jayuya, PR .....	—	—	—	—	—
	Juana Díaz, PR .....	—	—	—	—	—
	Juncos, PR .....	1	a	D	D	D
	Lajas, PR .....	—	—	—	—	—
	Lares, PR .....	—	—	—	—	—
	Las Marías, PR .....	—	—	—	—	—
	Las Piedras, PR .....	—	—	—	—	—
	Loíza, PR .....	—	—	—	—	—
	Luquillo, PR .....	—	—	—	—	—
	Manatí, PR .....	—	—	—	—	—
	Maricao, PR .....	—	—	—	—	—
	Maunabo, PR .....	—	—	—	—	—
	Mayagüez, PR .....	—	—	—	—	—
	Moca, PR .....	—	—	—	—	—
	Morovis, PR .....	—	—	—	—	—
	Naguabo, PR .....	2	a	D	D	D
	Naranjito, PR .....	—	—	—	—	—
	Orocovis, PR .....	—	—	—	—	—
	Patillas, PR .....	—	—	—	—	—
	Peñuelas, PR .....	—	—	—	—	—
	Ponce, PR .....	2	a	D	D	D
	Quebradillas, PR .....	—	—	—	—	—
	Rincón, PR .....	—	—	—	—	—
	Río Grande, PR .....	—	—	—	—	—
	Sabana Grande, PR .....	—	—	—	—	—
	Salinas, PR .....	—	—	—	—	—
	San Germán, PR .....	—	—	—	—	—
	San Juan, PR .....	5	95	1 091	6 767	4 489
	San Lorenzo, PR .....	—	—	—	—	—
	San Sebastián, PR .....	1	a	D	D	D
	Santa Isabel, PR .....	—	—	—	—	—
	Toa Alta, PR .....	—	—	—	—	—
	Toa Baja, PR .....	—	—	—	—	—
	Trujillo Alto, PR .....	1	a	D	D	D
	Utua, PR .....	—	—	—	—	—
	Vega Alta, PR .....	—	—	—	—	—
	Vega Baja, PR .....	1	a	D	D	D
	Vieques, PR .....	—	—	—	—	—
	Villalba, PR .....	—	—	—	—	—
	Yabucoa, PR .....	—	—	—	—	—
	Yauco, PR .....	—	—	—	—	—

**Table 5. Basic Statistics for Establishments by Industry and Selected Municipios: 1997—Con.**

[Detail may not add to total because of rounding. For meaning of abbreviations and symbols, see introductory text. For explanation of terms, see Appendix A]

SIC code	Industry and geographic area	Establishments (number)	All employees+ (number)	Payroll, all employees (\$1,000)	Value of construction work (\$1,000)	Value added++ (\$1,000)
<b>1761</b>	<b>Roofing, siding, &amp; sheet metal work</b>					
	Puerto Rico .....	66	840	7 718	43 102	24 657
	Adjuntas, PR .....	—	—	—	—	—
	Aguada, PR .....	1	a	D	D	D
	Aguadilla, PR .....	1	a	D	D	D
	Aguas Buenas, PR .....	—	—	—	—	—
	Aibonito, PR .....	—	—	—	—	—
	Añasco, PR .....	—	—	—	—	—
	Arecibo, PR .....	—	—	—	—	—
	Arroyo, PR .....	—	—	—	—	—
	Barceloneta, PR .....	—	—	—	—	—
	Barranquitas, PR .....	—	—	—	—	—
	Bayamón, PR .....	12	104	986	4 697	2 670
	Cabo Rojo, PR .....	2	a	D	D	D
	Caguas, PR .....	2	a	D	D	D
	Camuy, PR .....	1	a	D	D	D
	Canóvanas, PR .....	1	a	D	D	D
	Carolina, PR .....	2	b	D	D	D
	Cataño, PR .....	2	c	D	D	D
	Cayey, PR .....	1	a	D	D	D
	Ceiba, PR .....	—	—	—	—	—
	Ciales, PR .....	—	—	—	—	—
	Cidra, PR .....	—	—	—	—	—
	Coamo, PR .....	—	—	—	—	—
	Comerio, PR .....	—	—	—	—	—
	Corozal, PR .....	1	a	D	D	D
	Culebra, PR .....	—	—	—	—	—
	Dorado, PR .....	1	a	D	D	D
	Fajardo, PR .....	—	—	—	—	—
	Florida, PR .....	—	—	—	—	—
	Guánica, PR .....	—	—	—	—	—
	Guayama, PR .....	1	a	D	D	D
	Guayanilla, PR .....	—	—	—	—	—
	Guaynabo, PR .....	3	21	151	1 323	759
	Gurabo, PR .....	—	—	—	—	—
	Hatillo, PR .....	1	a	D	D	D
	Hormigueros, PR .....	—	—	—	—	—
	Humacao, PR .....	1	a	D	D	D
	Isabela, PR .....	—	—	—	—	—
	Jayuya, PR .....	—	—	—	—	—
	Juana Díaz, PR .....	1	a	D	D	D
	Juncos, PR .....	—	—	—	—	—
	Lajas, PR .....	—	—	—	—	—
	Lares, PR .....	—	—	—	—	—
	Las Marías, PR .....	—	—	—	—	—
	Las Piedras, PR .....	—	—	—	—	—
	Loíza, PR .....	—	—	—	—	—
	Luquillo, PR .....	—	—	—	—	—
	Manatí, PR .....	—	—	—	—	—
	Maricao, PR .....	—	—	—	—	—
	Maunabo, PR .....	—	—	—	—	—
	Mayagüez, PR .....	1	a	D	D	D
	Moca, PR .....	1	a	D	D	D
	Morovis, PR .....	1	a	D	D	D
	Naguabo, PR .....	—	—	—	—	—
	Naranjito, PR .....	—	—	—	—	—
	Orocovis, PR .....	—	—	—	—	—
	Patillas, PR .....	—	—	—	—	—
	Peñuelas, PR .....	—	—	—	—	—
	Ponce, PR .....	6	b	D	D	D
	Quebradillas, PR .....	1	a	D	D	D
	Rincón, PR .....	—	—	—	—	—
	Río Grande, PR .....	—	—	—	—	—
	Sabana Grande, PR .....	—	—	—	—	—
	Salinas, PR .....	—	—	—	—	—
	San Germán, PR .....	1	a	D	D	D
	San Juan, PR .....	14	201	1 198	5 697	2 905
	San Lorenzo, PR .....	1	a	D	D	D
	San Sebastián, PR .....	—	—	—	—	—
	Santa Isabel, PR .....	—	—	—	—	—
	Toa Alta, PR .....	1	a	D	D	D
	Toa Baja, PR .....	3	101	987	5 851	3 281
	Trujillo Alto, PR .....	2	a	D	D	D
	Utuado, PR .....	—	—	—	—	—
	Vega Alta, PR .....	—	—	—	—	—
	Vega Baja, PR .....	—	—	—	—	—
	Vieques, PR .....	—	—	—	—	—
	Villalba, PR .....	—	—	—	—	—
	Yabucoa, PR .....	—	—	—	—	—
	Yauco, PR .....	—	—	—	—	—

**Table 5. Basic Statistics for Establishments by Industry and Selected Municipios: 1997—Con.**

[Detail may not add to total because of rounding. For meaning of abbreviations and symbols, see introductory text. For explanation of terms, see Appendix A]

SIC code	Industry and geographic area	Establishments (number)	All employees+ (number)	Payroll, all employees (\$1,000)	Value of construction work (\$1,000)	Value added++ (\$1,000)
<b>1771</b>	<b>Concrete work</b>					
	Puerto Rico .....	51	1 863	21 197	72 528	D
	Adjuntas, PR .....	—	—	—	—	—
	Aguada, PR .....	1	a	D	D	D
	Aguadilla, PR .....	—	—	—	—	—
	Aguas Buenas, PR .....	—	—	—	—	—
	Aibonito, PR .....	—	—	—	—	—
	Añasco, PR .....	—	—	—	—	—
	Arecibo, PR .....	—	—	—	—	—
	Arroyo, PR .....	—	—	—	—	—
	Barceloneta, PR .....	—	—	—	—	—
	Barranquitas, PR .....	3	b	D	D	D
	Bayamón, PR .....	2	a	D	D	D
	Cabo Rojo, PR .....	—	—	—	—	—
	Caguas, PR .....	3	160	1 440	7 662	3 418
	Camuy, PR .....	—	—	—	—	—
	Canóvanas, PR .....	—	—	—	—	—
	Carolina, PR .....	2	b	D	D	D
	Cataño, PR .....	—	—	—	—	—
	Cayey, PR .....	1	a	D	D	D
	Ceiba, PR .....	1	a	D	D	D
	Ciales, PR .....	—	—	—	—	—
	Cidra, PR .....	1	a	D	D	D
	Coamo, PR .....	—	—	—	—	—
	Comerio, PR .....	—	—	—	—	—
	Corozal, PR .....	1	a	D	D	D
	Culebra, PR .....	—	—	—	—	—
	Dorado, PR .....	1	a	D	D	D
	Fajardo, PR .....	—	—	—	—	—
	Florida, PR .....	1	a	D	D	D
	Guánica, PR .....	—	—	—	—	—
	Guayama, PR .....	—	—	—	—	—
	Guayanilla, PR .....	—	—	—	—	—
	Guaynabo, PR .....	4	66	963	4 540	2 865
	Gurabo, PR .....	—	—	—	—	—
	Hatillo, PR .....	1	a	D	D	D
	Hormigueros, PR .....	1	a	D	D	D
	Humacao, PR .....	—	—	—	—	—
	Isabela, PR .....	1	a	D	D	D
	Jayuya, PR .....	—	—	—	—	—
	Juana Díaz, PR .....	4	a	D	D	D
	Juncos, PR .....	—	—	—	—	—
	Lajas, PR .....	—	—	—	—	—
	Lares, PR .....	1	a	D	D	D
	Las Marías, PR .....	1	b	D	D	D
	Las Piedras, PR .....	—	—	—	—	—
	Loíza, PR .....	1	a	D	D	D
	Luquillo, PR .....	—	—	—	—	—
	Manatí, PR .....	—	—	—	—	—
	Maricao, PR .....	—	—	—	—	—
	Maunabo, PR .....	—	—	—	—	—
	Mayagüez, PR .....	1	a	D	D	D
	Moca, PR .....	—	—	—	—	—
	Morovis, PR .....	—	—	—	—	—
	Naguabo, PR .....	2	e	D	D	D
	Naranjito, PR .....	2	a	D	D	D
	Orocovis, PR .....	—	—	—	—	—
	Patillas, PR .....	1	a	D	D	D
	Peñuelas, PR .....	1	b	D	D	D
	Ponce, PR .....	1	a	D	D	D
	Quebradillas, PR .....	—	—	—	—	—
	Rincón, PR .....	—	—	—	—	—
	Río Grande, PR .....	—	—	—	—	—
	Sabana Grande, PR .....	—	—	—	—	—
	Salinas, PR .....	—	—	—	—	—
	San Germán, PR .....	1	b	D	D	D
	San Juan, PR .....	5	g	D	D	D
	San Lorenzo, PR .....	—	—	—	—	—
	San Sebastián, PR .....	1	a	D	D	D
	Santa Isabel, PR .....	—	—	—	—	—
	Toa Alta, PR .....	1	a	D	D	D
	Toa Baja, PR .....	1	a	D	D	D
	Trujillo Alto, PR .....	1	a	D	D	D
	Utua, PR .....	—	—	—	—	—
	Vega Alta, PR .....	—	—	—	—	—
	Vega Baja, PR .....	2	a	D	D	D
	Vieques, PR .....	—	—	—	—	—
	Villalba, PR .....	—	—	—	—	—
	Yabucoa, PR .....	—	—	—	—	—
	Yauco, PR .....	—	—	—	—	—

**Table 5. Basic Statistics for Establishments by Industry and Selected Municipios: 1997—Con.**

[Detail may not add to total because of rounding. For meaning of abbreviations and symbols, see introductory text. For explanation of terms, see Appendix A]

SIC code	Industry and geographic area	Establishments (number)	All employees+ (number)	Payroll, all employees (\$1,000)	Value of construction work (\$1,000)	Value added++ (\$1,000)
<b>1781</b>	<b>Water well drilling</b>					
	Puerto Rico .....	3	22	359	1 375	D
	Adjuntas, PR .....	—	—	—	—	—
	Aguada, PR .....	—	—	—	—	—
	Aguadilla, PR .....	—	—	—	—	—
	Aguas Buenas, PR .....	—	—	—	—	—
	Aibonito, PR .....	—	—	—	—	—
	Añasco, PR .....	—	—	—	—	—
	Arecibo, PR .....	—	—	—	—	—
	Arroyo, PR .....	—	—	—	—	—
	Barceloneta, PR .....	—	—	—	—	—
	Barranquitas, PR .....	—	—	—	—	—
	Bayamón, PR .....	—	—	—	—	—
	Cabo Rojo, PR .....	—	—	—	—	—
	Caguas, PR .....	1	a	D	D	D
	Camuy, PR .....	—	—	—	—	—
	Canóvanas, PR .....	—	—	—	—	—
	Carolina, PR .....	—	—	—	—	—
	Cataño, PR .....	—	—	—	—	—
	Cayey, PR .....	—	—	—	—	—
	Ceiba, PR .....	—	—	—	—	—
	Ciales, PR .....	—	—	—	—	—
	Cidra, PR .....	—	—	—	—	—
	Coamo, PR .....	—	—	—	—	—
	Comerio, PR .....	—	—	—	—	—
	Corozal, PR .....	—	—	—	—	—
	Culebra, PR .....	—	—	—	—	—
	Dorado, PR .....	—	—	—	—	—
	Fajardo, PR .....	—	—	—	—	—
	Florida, PR .....	—	—	—	—	—
	Guánica, PR .....	—	—	—	—	—
	Guayama, PR .....	—	—	—	—	—
	Guayanilla, PR .....	—	—	—	—	—
	Guaynabo, PR .....	—	—	—	—	—
	Gurabo, PR .....	—	—	—	—	—
	Hatillo, PR .....	—	—	—	—	—
	Hormigueros, PR .....	—	—	—	—	—
	Humacao, PR .....	—	—	—	—	—
	Isabela, PR .....	—	—	—	—	—
	Jayuya, PR .....	—	—	—	—	—
	Juana Díaz, PR .....	—	—	—	—	—
	Juncos, PR .....	—	—	—	—	—
	Lajas, PR .....	—	—	—	—	—
	Lares, PR .....	—	—	—	—	—
	Las Marías, PR .....	—	—	—	—	—
	Las Piedras, PR .....	—	—	—	—	—
	Loíza, PR .....	—	—	—	—	—
	Luquillo, PR .....	—	—	—	—	—
	Manatí, PR .....	—	—	—	—	—
	Maricao, PR .....	—	—	—	—	—
	Maunabo, PR .....	—	—	—	—	—
	Mayagüez, PR .....	—	—	—	—	—
	Moca, PR .....	—	—	—	—	—
	Morovis, PR .....	—	—	—	—	—
	Naguabo, PR .....	—	—	—	—	—
	Naranjito, PR .....	—	—	—	—	—
	Orocovis, PR .....	—	—	—	—	—
	Patillas, PR .....	—	—	—	—	—
	Peñuelas, PR .....	1	a	D	D	D
	Ponce, PR .....	1	a	D	D	D
	Quebradillas, PR .....	—	—	—	—	—
	Rincón, PR .....	—	—	—	—	—
	Río Grande, PR .....	—	—	—	—	—
	Sabana Grande, PR .....	—	—	—	—	—
	Salinas, PR .....	—	—	—	—	—
	San Germán, PR .....	—	—	—	—	—
	San Juan, PR .....	—	—	—	—	—
	San Lorenzo, PR .....	—	—	—	—	—
	San Sebastián, PR .....	—	—	—	—	—
	Santa Isabel, PR .....	—	—	—	—	—
	Toa Alta, PR .....	—	—	—	—	—
	Toa Baja, PR .....	—	—	—	—	—
	Trujillo Alto, PR .....	—	—	—	—	—
	Utua, PR .....	—	—	—	—	—
	Vega Alta, PR .....	—	—	—	—	—
	Vega Baja, PR .....	—	—	—	—	—
	Vieques, PR .....	—	—	—	—	—
	Villalba, PR .....	—	—	—	—	—
	Yabucoa, PR .....	—	—	—	—	—
	Yauco, PR .....	—	—	—	—	—



**Table 5. Basic Statistics for Establishments by Industry and Selected Municipios: 1997—Con.**

[Detail may not add to total because of rounding. For meaning of abbreviations and symbols, see introductory text. For explanation of terms, see Appendix A]

SIC code	Industry and geographic area	Establishments (number)	All employees+ (number)	Payroll, all employees (\$1,000)	Value of construction work (\$1,000)	Value added++ (\$1,000)
<b>1791</b>	<b>Structural steel erection</b>					
	Puerto Rico .....	37	843	10 822	60 201	D
	Adjuntas, PR .....	—	—	—	—	—
	Aguada, PR .....	—	—	—	—	—
	Aguadilla, PR .....	—	—	—	—	—
	Aguas Buenas, PR .....	—	—	—	—	—
	Aibonito, PR .....	—	—	—	—	—
	Añasco, PR .....	—	—	—	—	—
	Arecibo, PR .....	1	a	D	D	D
	Arroyo, PR .....	—	—	—	—	—
	Barceloneta, PR .....	—	—	—	—	—
	Barranquitas, PR .....	—	—	—	—	—
	Bayamón, PR .....	4	c	D	D	D
	Cabo Rojo, PR .....	—	—	—	—	—
	Caguas, PR .....	3	a	D	D	D
	Camuy, PR .....	1	a	D	D	D
	Canóvanas, PR .....	—	—	—	—	—
	Carolina, PR .....	3	34	411	1 220	636
	Cataño, PR .....	2	c	D	D	D
	Cayey, PR .....	—	—	—	—	—
	Ceiba, PR .....	—	—	—	—	—
	Ciales, PR .....	—	—	—	—	—
	Cidra, PR .....	—	—	—	—	—
	Coamo, PR .....	—	—	—	—	—
	Comerio, PR .....	—	—	—	—	—
	Corozal, PR .....	—	—	—	—	—
	Culebra, PR .....	—	—	—	—	—
	Dorado, PR .....	—	—	—	—	—
	Fajardo, PR .....	—	—	—	—	—
	Florida, PR .....	—	—	—	—	—
	Guánica, PR .....	1	a	D	D	D
	Guayama, PR .....	—	—	—	—	—
	Guayanilla, PR .....	—	—	—	—	—
	Guaynabo, PR .....	3	44	510	2 654	1 150
	Gurabo, PR .....	1	a	D	D	D
	Hatillo, PR .....	—	—	—	—	—
	Hormigueros, PR .....	—	—	—	—	—
	Humacao, PR .....	—	—	—	—	—
	Isabela, PR .....	—	—	—	—	—
	Jayuya, PR .....	—	—	—	—	—
	Juana Díaz, PR .....	1	a	D	D	D
	Juncos, PR .....	—	—	—	—	—
	Lajas, PR .....	—	—	—	—	—
	Lares, PR .....	—	—	—	—	—
	Las Marías, PR .....	—	—	—	—	—
	Las Piedras, PR .....	—	—	—	—	—
	Loíza, PR .....	—	—	—	—	—
	Luquillo, PR .....	—	—	—	—	—
	Manatí, PR .....	—	—	—	—	—
	Maricao, PR .....	—	—	—	—	—
	Maunabo, PR .....	—	—	—	—	—
	Mayagüez, PR .....	—	—	—	—	—
	Moca, PR .....	—	—	—	—	—
	Morovis, PR .....	—	—	—	—	—
	Naguabo, PR .....	—	—	—	—	—
	Naranjito, PR .....	—	—	—	—	—
	Orocovis, PR .....	—	—	—	—	—
	Patillas, PR .....	—	—	—	—	—
	Peñuelas, PR .....	—	—	—	—	—
	Ponce, PR .....	3	34	404	1 543	765
	Quebradillas, PR .....	—	—	—	—	—
	Rincón, PR .....	—	—	—	—	—
	Río Grande, PR .....	—	—	—	—	—
	Sabana Grande, PR .....	—	—	—	—	—
	Salinas, PR .....	—	—	—	—	—
	San Germán, PR .....	—	—	—	—	—
	San Juan, PR .....	7	310	4 185	26 185	11 639
	San Lorenzo, PR .....	—	—	—	—	—
	San Sebastián, PR .....	—	—	—	—	—
	Santa Isabel, PR .....	—	—	—	—	—
	Toa Alta, PR .....	—	—	—	—	—
	Toa Baja, PR .....	3	107	1 097	3 842	2 127
	Trujillo Alto, PR .....	—	—	—	—	—
	Utua, PR .....	—	—	—	—	—
	Vega Alta, PR .....	—	—	—	—	—
	Vega Baja, PR .....	—	—	—	—	—
	Vieques, PR .....	1	a	D	D	D
	Villalba, PR .....	2	b	D	D	D
	Yabucoa, PR .....	—	—	—	—	—
	Yauco, PR .....	1	a	D	D	D

**Table 5. Basic Statistics for Establishments by Industry and Selected Municipios: 1997—Con.**

[Detail may not add to total because of rounding. For meaning of abbreviations and symbols, see introductory text. For explanation of terms, see Appendix A]

SIC code	Industry and geographic area	Establishments (number)	All employees+ (number)	Payroll, all employees (\$1,000)	Value of construction work (\$1,000)	Value added++ (\$1,000)
<b>1793</b>	<b>Glass &amp; glazing work</b>					
	Puerto Rico .....	11	78	629	4 021	D
	Adjuntas, PR .....	—	—	—	—	—
	Aguada, PR .....	—	—	—	—	—
	Aguadilla, PR .....	—	—	—	—	—
	Aguas Buenas, PR .....	—	—	—	—	—
	Aibonito, PR .....	—	—	—	—	—
	Añasco, PR .....	—	—	—	—	—
	Arecibo, PR .....	1	a	D	D	D
	Arroyo, PR .....	—	—	—	—	—
	Barceloneta, PR .....	—	—	—	—	—
	Barranquitas, PR .....	—	—	—	—	—
	Bayamón, PR .....	1	a	D	D	D
	Cabo Rojo, PR .....	—	—	—	—	—
	Caguas, PR .....	—	—	—	—	—
	Camuy, PR .....	—	—	—	—	—
	Canóvanas, PR .....	—	—	—	—	—
	Carolina, PR .....	—	—	—	—	—
	Cataño, PR .....	—	—	—	—	—
	Cayey, PR .....	—	—	—	—	—
	Ceiba, PR .....	—	—	—	—	—
	Ciales, PR .....	—	—	—	—	—
	Cidra, PR .....	—	—	—	—	—
	Coamo, PR .....	—	—	—	—	—
	Comerio, PR .....	—	—	—	—	—
	Corozal, PR .....	1	a	D	D	D
	Culebra, PR .....	—	—	—	—	—
	Dorado, PR .....	—	—	—	—	—
	Fajardo, PR .....	—	—	—	—	—
	Florida, PR .....	—	—	—	—	—
	Guánica, PR .....	—	—	—	—	—
	Guayama, PR .....	—	—	—	—	—
	Guayanilla, PR .....	—	—	—	—	—
	Guaynabo, PR .....	—	—	—	—	—
	Gurabo, PR .....	—	—	—	—	—
	Hatillo, PR .....	—	—	—	—	—
	Hormigueros, PR .....	—	—	—	—	—
	Humacao, PR .....	1	a	D	D	D
	Isabela, PR .....	—	—	—	—	—
	Jayuya, PR .....	—	—	—	—	—
	Juana Díaz, PR .....	—	—	—	—	—
	Juncos, PR .....	—	—	—	—	—
	Lajas, PR .....	—	—	—	—	—
	Lares, PR .....	—	—	—	—	—
	Las Marías, PR .....	—	—	—	—	—
	Las Piedras, PR .....	—	—	—	—	—
	Loíza, PR .....	—	—	—	—	—
	Luquillo, PR .....	—	—	—	—	—
	Manatí, PR .....	—	—	—	—	—
	Maricao, PR .....	—	—	—	—	—
	Maunabo, PR .....	—	—	—	—	—
	Mayagüez, PR .....	1	a	D	D	D
	Moca, PR .....	—	—	—	—	—
	Morovis, PR .....	—	—	—	—	—
	Naguabo, PR .....	—	—	—	—	—
	Naranjito, PR .....	—	—	—	—	—
	Orocovis, PR .....	—	—	—	—	—
	Patillas, PR .....	—	—	—	—	—
	Peñuelas, PR .....	—	—	—	—	—
	Ponce, PR .....	—	—	—	—	—
	Quebradillas, PR .....	—	—	—	—	—
	Rincón, PR .....	—	—	—	—	—
	Río Grande, PR .....	—	—	—	—	—
	Sabana Grande, PR .....	—	—	—	—	—
	Salinas, PR .....	—	—	—	—	—
	San Germán, PR .....	—	—	—	—	—
	San Juan, PR .....	5	37	327	2 200	1 304
	San Lorenzo, PR .....	—	—	—	—	—
	San Sebastián, PR .....	—	—	—	—	—
	Santa Isabel, PR .....	—	—	—	—	—
	Toa Alta, PR .....	—	—	—	—	—
	Toa Baja, PR .....	1	b	D	D	D
	Trujillo Alto, PR .....	—	—	—	—	—
	Utua, PR .....	—	—	—	—	—
	Vega Alta, PR .....	—	—	—	—	—
	Vega Baja, PR .....	—	—	—	—	—
	Vieques, PR .....	—	—	—	—	—
	Villalba, PR .....	—	—	—	—	—
	Yabucoa, PR .....	—	—	—	—	—
	Yauco, PR .....	—	—	—	—	—

**Table 5. Basic Statistics for Establishments by Industry and Selected Municipios: 1997—Con.**

[Detail may not add to total because of rounding. For meaning of abbreviations and symbols, see introductory text. For explanation of terms, see Appendix A]

SIC code	Industry and geographic area	Establishments (number)	All employees+ (number)	Payroll, all employees (\$1,000)	Value of construction work (\$1,000)	Value added++ (\$1,000)
<b>1794</b>	<b>Excavation work</b>					
	Puerto Rico .....	16	525	5 867	32 060	D
	Adjuntas, PR .....	—	—	—	—	—
	Aguada, PR .....	—	—	—	—	—
	Aguadilla, PR .....	—	—	—	—	—
	Aguas Buenas, PR .....	—	—	—	—	—
	Aibonito, PR .....	—	—	—	—	—
	Añasco, PR .....	—	—	—	—	—
	Arecibo, PR .....	—	—	—	—	—
	Arroyo, PR .....	1	a	D	D	D
	Barceloneta, PR .....	—	—	—	—	—
	Barranquitas, PR .....	—	—	—	—	—
	Bayamón, PR .....	1	c	D	D	D
	Cabo Rojo, PR .....	—	—	—	—	—
	Caguas, PR .....	1	a	D	D	D
	Camuy, PR .....	—	—	—	—	—
	Canóvanas, PR .....	1	a	D	D	D
	Carolina, PR .....	1	a	D	D	D
	Cataño, PR .....	—	—	—	—	—
	Cayey, PR .....	1	a	D	D	D
	Ceiba, PR .....	—	—	—	—	—
	Ciales, PR .....	—	—	—	—	—
	Cidra, PR .....	—	—	—	—	—
	Coamo, PR .....	—	—	—	—	—
	Comerio, PR .....	—	—	—	—	—
	Corozal, PR .....	—	—	—	—	—
	Culebra, PR .....	—	—	—	—	—
	Dorado, PR .....	1	b	D	D	D
	Fajardo, PR .....	—	—	—	—	—
	Florida, PR .....	—	—	—	—	—
	Guánica, PR .....	—	—	—	—	—
	Guayama, PR .....	—	—	—	—	—
	Guayanilla, PR .....	—	—	—	—	—
	Guaynabo, PR .....	1	b	D	D	D
	Gurabo, PR .....	—	—	—	—	—
	Hatillo, PR .....	—	—	—	—	—
	Hormigueros, PR .....	—	—	—	—	—
	Humacao, PR .....	—	—	—	—	—
	Isabela, PR .....	—	—	—	—	—
	Jayuya, PR .....	—	—	—	—	—
	Juana Díaz, PR .....	—	—	—	—	—
	Juncos, PR .....	—	—	—	—	—
	Lajas, PR .....	1	a	D	D	D
	Lares, PR .....	—	—	—	—	—
	Las Marías, PR .....	—	—	—	—	—
	Las Piedras, PR .....	—	—	—	—	—
	Loíza, PR .....	—	—	—	—	—
	Luquillo, PR .....	—	—	—	—	—
	Manatí, PR .....	—	—	—	—	—
	Maricao, PR .....	—	—	—	—	—
	Maunabo, PR .....	—	—	—	—	—
	Mayagüez, PR .....	1	a	D	D	D
	Moca, PR .....	—	—	—	—	—
	Morovis, PR .....	—	—	—	—	—
	Naguabo, PR .....	—	—	—	—	—
	Naranjito, PR .....	—	—	—	—	—
	Orocovis, PR .....	—	—	—	—	—
	Patillas, PR .....	—	—	—	—	—
	Peñuelas, PR .....	—	—	—	—	—
	Ponce, PR .....	—	—	—	—	—
	Quebradillas, PR .....	—	—	—	—	—
	Rincón, PR .....	—	—	—	—	—
	Río Grande, PR .....	—	—	—	—	—
	Sabana Grande, PR .....	—	—	—	—	—
	Salinas, PR .....	—	—	—	—	—
	San Germán, PR .....	1	a	D	D	D
	San Juan, PR .....	3	c	D	D	D
	San Lorenzo, PR .....	—	—	—	—	—
	San Sebastián, PR .....	1	a	D	D	D
	Santa Isabel, PR .....	—	—	—	—	—
	Toa Alta, PR .....	1	a	D	D	D
	Toa Baja, PR .....	—	—	—	—	—
	Trujillo Alto, PR .....	—	—	—	—	—
	Utua, PR .....	—	—	—	—	—
	Vega Alta, PR .....	—	—	—	—	—
	Vega Baja, PR .....	—	—	—	—	—
	Vieques, PR .....	—	—	—	—	—
	Villalba, PR .....	—	—	—	—	—
	Yabucoa, PR .....	—	—	—	—	—
	Yauco, PR .....	—	—	—	—	—

**Table 5. Basic Statistics for Establishments by Industry and Selected Municipios: 1997—Con.**

[Detail may not add to total because of rounding. For meaning of abbreviations and symbols, see introductory text. For explanation of terms, see Appendix A]

SIC code	Industry and geographic area	Establishments (number)	All employees+ (number)	Payroll, all employees (\$1,000)	Value of construction work (\$1,000)	Value added++ (\$1,000)
<b>1795</b>	<b>Wrecking &amp; demolition work</b>					
	Puerto Rico .....	7	71	960	6 183	4 110
	Adjuntas, PR .....	—	—	—	—	—
	Aguada, PR .....	—	—	—	—	—
	Aguadilla, PR .....	—	—	—	—	—
	Aguas Buenas, PR .....	—	—	—	—	—
	Aibonito, PR .....	—	—	—	—	—
	Añasco, PR .....	—	—	—	—	—
	Arecibo, PR .....	—	—	—	—	—
	Arroyo, PR .....	—	—	—	—	—
	Barceloneta, PR .....	—	—	—	—	—
	Barranquitas, PR .....	—	—	—	—	—
	Bayamón, PR .....	—	—	—	—	—
	Cabo Rojo, PR .....	—	—	—	—	—
	Caguas, PR .....	—	—	—	—	—
	Camuy, PR .....	—	—	—	—	—
	Canóvanas, PR .....	—	—	—	—	—
	Carolina, PR .....	—	—	—	—	—
	Cataño, PR .....	—	—	—	—	—
	Cayey, PR .....	—	—	—	—	—
	Ceiba, PR .....	—	—	—	—	—
	Ciales, PR .....	—	—	—	—	—
	Cidra, PR .....	—	—	—	—	—
	Coamo, PR .....	—	—	—	—	—
	Comerio, PR .....	—	—	—	—	—
	Corozal, PR .....	—	—	—	—	—
	Culebra, PR .....	—	—	—	—	—
	Dorado, PR .....	—	—	—	—	—
	Fajardo, PR .....	—	—	—	—	—
	Florida, PR .....	—	—	—	—	—
	Guánica, PR .....	—	—	—	—	—
	Guayama, PR .....	—	—	—	—	—
	Guayanilla, PR .....	—	—	—	—	—
	Guaynabo, PR .....	—	—	—	—	—
	Gurabo, PR .....	—	—	—	—	—
	Hatillo, PR .....	—	—	—	—	—
	Hormigueros, PR .....	—	—	—	—	—
	Humacao, PR .....	—	—	—	—	—
	Isabela, PR .....	—	—	—	—	—
	Jayuya, PR .....	—	—	—	—	—
	Juana Díaz, PR .....	—	—	—	—	—
	Juncos, PR .....	—	—	—	—	—
	Lajas, PR .....	—	—	—	—	—
	Lares, PR .....	—	—	—	—	—
	Las Marías, PR .....	—	—	—	—	—
	Las Piedras, PR .....	1	a	D	D	D
	Loíza, PR .....	—	—	—	—	—
	Luquillo, PR .....	—	—	—	—	—
	Manatí, PR .....	—	—	—	—	—
	Maricao, PR .....	—	—	—	—	—
	Maunabo, PR .....	—	—	—	—	—
	Mayagüez, PR .....	—	—	—	—	—
	Moca, PR .....	—	—	—	—	—
	Morovis, PR .....	—	—	—	—	—
	Naguabo, PR .....	—	—	—	—	—
	Naranjito, PR .....	—	—	—	—	—
	Orocovis, PR .....	—	—	—	—	—
	Patillas, PR .....	—	—	—	—	—
	Peñuelas, PR .....	—	—	—	—	—
	Ponce, PR .....	1	a	D	D	D
	Quebradillas, PR .....	—	—	—	—	—
	Rincón, PR .....	—	—	—	—	—
	Río Grande, PR .....	1	a	D	D	D
	Sabana Grande, PR .....	—	—	—	—	—
	Salinas, PR .....	—	—	—	—	—
	San Germán, PR .....	—	—	—	—	—
	San Juan, PR .....	2	b	D	D	D
	San Lorenzo, PR .....	1	a	D	D	D
	San Sebastián, PR .....	—	—	—	—	—
	Santa Isabel, PR .....	—	—	—	—	—
	Toa Alta, PR .....	—	—	—	—	—
	Toa Baja, PR .....	—	—	—	—	—
	Trujillo Alto, PR .....	—	—	—	—	—
	Utua, PR .....	—	—	—	—	—
	Vega Alta, PR .....	1	a	D	D	D
	Vega Baja, PR .....	—	—	—	—	—
	Vieques, PR .....	—	—	—	—	—
	Villalba, PR .....	—	—	—	—	—
	Yabucoa, PR .....	—	—	—	—	—
	Yauco, PR .....	—	—	—	—	—

**Table 5. Basic Statistics for Establishments by Industry and Selected Municipios: 1997—Con.**

[Detail may not add to total because of rounding. For meaning of abbreviations and symbols, see introductory text. For explanation of terms, see Appendix A]

SIC code	Industry and geographic area	Establishments (number)	All employees+ (number)	Payroll, all employees (\$1,000)	Value of construction work (\$1,000)	Value added++ (\$1,000)
<b>1796</b>	<b>Installation or erection of building equipment, nec</b>					
	Puerto Rico .....	33	738	9 923	49 423	D
	Adjuntas, PR .....	—	—	—	—	—
	Aguada, PR .....	—	—	—	—	—
	Aguadilla, PR .....	—	—	—	—	—
	Aguas Buenas, PR .....	—	—	—	—	—
	Aibonito, PR .....	—	—	—	—	—
	Añasco, PR .....	—	—	—	—	—
	Arecibo, PR .....	—	—	—	—	—
	Arroyo, PR .....	—	—	—	—	—
	Barceloneta, PR .....	—	—	—	—	—
	Barranquitas, PR .....	—	—	—	—	—
	Bayamón, PR .....	2	a	D	D	D
	Cabo Rojo, PR .....	—	—	—	—	—
	Caguas, PR .....	3	a	D	D	D
	Camuy, PR .....	—	—	—	—	—
	Canóvanas, PR .....	—	—	—	—	—
	Carolina, PR .....	7	106	1 457	4 900	2 465
	Cataño, PR .....	—	—	—	—	—
	Cayey, PR .....	—	—	—	—	—
	Ceiba, PR .....	—	—	—	—	—
	Ciales, PR .....	—	—	—	—	—
	Cidra, PR .....	—	—	—	—	—
	Coamo, PR .....	—	—	—	—	—
	Comerio, PR .....	—	—	—	—	—
	Corozal, PR .....	—	—	—	—	—
	Culebra, PR .....	—	—	—	—	—
	Dorado, PR .....	—	—	—	—	—
	Fajardo, PR .....	—	—	—	—	—
	Florida, PR .....	—	—	—	—	—
	Guánica, PR .....	—	—	—	—	—
	Guayama, PR .....	—	—	—	—	—
	Guayanilla, PR .....	—	—	—	—	—
	Guaynabo, PR .....	1	b	D	D	D
	Gurabo, PR .....	—	—	—	—	—
	Hatillo, PR .....	1	b	D	D	D
	Hormigueros, PR .....	—	—	—	—	—
	Humacao, PR .....	—	—	—	—	—
	Isabela, PR .....	—	—	—	—	—
	Jayuya, PR .....	—	—	—	—	—
	Juana Díaz, PR .....	—	—	—	—	—
	Juncos, PR .....	—	—	—	—	—
	Lajas, PR .....	—	—	—	—	—
	Lares, PR .....	—	—	—	—	—
	Las Marías, PR .....	—	—	—	—	—
	Las Piedras, PR .....	—	—	—	—	—
	Loíza, PR .....	—	—	—	—	—
	Luquillo, PR .....	—	—	—	—	—
	Manatí, PR .....	—	—	—	—	—
	Maricao, PR .....	—	—	—	—	—
	Maunabo, PR .....	—	—	—	—	—
	Mayagüez, PR .....	1	b	D	D	D
	Moca, PR .....	—	—	—	—	—
	Morovis, PR .....	—	—	—	—	—
	Naguabo, PR .....	—	—	—	—	—
	Naranjito, PR .....	—	—	—	—	—
	Orocovis, PR .....	—	—	—	—	—
	Patillas, PR .....	—	—	—	—	—
	Peñuelas, PR .....	—	—	—	—	—
	Ponce, PR .....	—	—	—	—	—
	Quebradillas, PR .....	—	—	—	—	—
	Rincón, PR .....	—	—	—	—	—
	Río Grande, PR .....	1	a	D	D	D
	Sabana Grande, PR .....	—	—	—	—	—
	Salinas, PR .....	1	a	D	D	D
	San Germán, PR .....	—	—	—	—	—
	San Juan, PR .....	16	445	6 496	33 673	16 430
	San Lorenzo, PR .....	—	—	—	—	—
	San Sebastián, PR .....	—	—	—	—	—
	Santa Isabel, PR .....	—	—	—	—	—
	Toa Alta, PR .....	—	—	—	—	—
	Toa Baja, PR .....	—	—	—	—	—
	Trujillo Alto, PR .....	—	—	—	—	—
	Utua, PR .....	—	—	—	—	—
	Vega Alta, PR .....	—	—	—	—	—
	Vega Baja, PR .....	—	—	—	—	—
	Vieques, PR .....	—	—	—	—	—
	Villalba, PR .....	—	—	—	—	—
	Yabucoa, PR .....	—	—	—	—	—
	Yauco, PR .....	—	—	—	—	—

**Table 5. Basic Statistics for Establishments by Industry and Selected Municipios: 1997—Con.**

[Detail may not add to total because of rounding. For meaning of abbreviations and symbols, see introductory text. For explanation of terms, see Appendix A]

SIC code	Industry and geographic area	Establishments (number)	All employees+ (number)	Payroll, all employees (\$1,000)	Value of construction work (\$1,000)	Value added++ (\$1,000)
<b>1799</b>	<b>Special trade contractors, nec</b>					
	Puerto Rico .....	75	572	5 800	27 483	13 932
	Adjuntas, PR .....	—	—	—	—	—
	Aguada, PR .....	2	a	D	D	D
	Aguadilla, PR .....	1	a	D	D	D
	Aguas Buenas, PR .....	—	—	—	—	—
	Aibonito, PR .....	—	—	—	—	—
	Añasco, PR .....	—	—	—	—	—
	Arecibo, PR .....	1	b	D	D	D
	Arroyo, PR .....	1	a	D	D	D
	Barceloneta, PR .....	1	a	D	D	D
	Barranquitas, PR .....	1	a	D	D	D
	Bayamón, PR .....	5	37	316	1 423	679
	Cabo Rojo, PR .....	1	a	D	D	D
	Caguas, PR .....	1	a	D	D	D
	Camuy, PR .....	1	a	D	D	D
	Canóvanas, PR .....	—	—	—	—	—
	Carolina, PR .....	2	a	D	D	D
	Cataño, PR .....	1	b	D	D	D
	Cayey, PR .....	1	a	D	D	D
	Ceiba, PR .....	—	—	—	—	—
	Ciales, PR .....	1	a	D	D	D
	Cidra, PR .....	—	—	—	—	—
	Coamo, PR .....	2	a	D	D	D
	Comerio, PR .....	1	a	D	D	D
	Corozal, PR .....	1	a	D	D	D
	Culebra, PR .....	—	—	—	—	—
	Dorado, PR .....	—	—	—	—	—
	Fajardo, PR .....	1	a	D	D	D
	Florida, PR .....	—	—	—	—	—
	Guánica, PR .....	1	a	D	D	D
	Guayama, PR .....	1	a	D	D	D
	Guayanilla, PR .....	—	—	—	—	—
	Guaynabo, PR .....	1	a	D	D	D
	Gurabo, PR .....	—	—	—	—	—
	Hatillo, PR .....	1	a	D	D	D
	Hormigueros, PR .....	—	—	—	—	—
	Humacao, PR .....	1	a	D	D	D
	Isabela, PR .....	1	a	D	D	D
	Jayuya, PR .....	—	—	—	—	—
	Juana Díaz, PR .....	—	—	—	—	—
	Juncos, PR .....	1	a	D	D	D
	Lajas, PR .....	1	a	D	D	D
	Lares, PR .....	—	—	—	—	—
	Las Marías, PR .....	—	—	—	—	—
	Las Piedras, PR .....	—	—	—	—	—
	Loíza, PR .....	—	—	—	—	—
	Luquillo, PR .....	—	—	—	—	—
	Manatí, PR .....	—	—	—	—	—
	Maricao, PR .....	1	a	D	D	D
	Maunabo, PR .....	—	—	—	—	—
	Mayagüez, PR .....	2	a	D	D	D
	Moca, PR .....	—	—	—	—	—
	Morovis, PR .....	—	—	—	—	—
	Naguabo, PR .....	—	—	—	—	—
	Naranjito, PR .....	1	a	D	D	D
	Orocovis, PR .....	1	a	D	D	D
	Patillas, PR .....	1	a	D	D	D
	Peñuelas, PR .....	—	—	—	—	—
	Ponce, PR .....	5	b	D	D	D
	Quebradillas, PR .....	—	—	—	—	—
	Rincón, PR .....	—	—	—	—	—
	Río Grande, PR .....	—	—	—	—	—
	Sabana Grande, PR .....	1	a	D	D	D
	Salinas, PR .....	—	—	—	—	—
	San Germán, PR .....	1	a	D	D	D
	San Juan, PR .....	21	282	2 841	13 937	7 263
	San Lorenzo, PR .....	—	—	—	—	—
	San Sebastián, PR .....	1	a	D	D	D
	Santa Isabel, PR .....	1	a	D	D	D
	Toa Alta, PR .....	1	a	D	D	D
	Toa Baja, PR .....	2	a	D	D	D
	Trujillo Alto, PR .....	—	—	—	—	—
	Utua, PR .....	—	—	—	—	—
	Vega Alta, PR .....	1	a	D	D	D
	Vega Baja, PR .....	—	—	—	—	—
	Vieques, PR .....	—	—	—	—	—
	Villalba, PR .....	—	—	—	—	—
	Yabucoa, PR .....	—	—	—	—	—
	Yauco, PR .....	2	a	D	D	D

**Table 5. Basic Statistics for Establishments by Industry and Selected Municipios: 1997—Con.**

[Detail may not add to total because of rounding. For meaning of abbreviations and symbols, see introductory text. For explanation of terms, see Appendix A]

SIC code	Industry and geographic area	Establishments (number)	All employees+ (number)	Payroll, all employees (\$1,000)	Value of construction work (\$1,000)	Value added++ (\$1,000)
<b>6552</b>	<b>Subdividers and developers nec (ex cemeteries)</b>					
	Puerto Rico .....	84	817	9 476	113 946	D
	Adjuntas, PR .....	—	—	—	—	—
	Aguada, PR .....	—	—	—	—	—
	Aguadilla, PR .....	1	a	D	D	D
	Aguas Buenas, PR .....	—	—	—	—	—
	Aibonito, PR .....	—	—	—	—	—
	Añasco, PR .....	1	a	D	D	D
	Arecibo, PR .....	—	—	—	—	—
	Arroyo, PR .....	—	—	—	—	—
	Barceloneta, PR .....	—	—	—	—	—
	Barranquitas, PR .....	—	—	—	—	—
	Bayamón, PR .....	5	b	D	D	D
	Cabo Rojo, PR .....	1	a	D	D	D
	Caguas, PR .....	1	a	D	D	D
	Camuy, PR .....	—	—	—	—	—
	Canóvanas, PR .....	—	—	—	—	—
	Carolina, PR .....	5	a	D	D	D
	Cataño, PR .....	1	a	D	D	D
	Cayey, PR .....	1	a	D	D	D
	Ceiba, PR .....	—	—	—	—	—
	Ciales, PR .....	—	—	—	—	—
	Cidra, PR .....	—	—	—	—	—
	Coamo, PR .....	—	—	—	—	—
	Comerio, PR .....	—	—	—	—	—
	Corozal, PR .....	—	—	—	—	—
	Culebra, PR .....	—	—	—	—	—
	Dorado, PR .....	—	—	—	—	—
	Fajardo, PR .....	2	b	D	D	D
	Florida, PR .....	—	—	—	—	—
	Guánica, PR .....	—	—	—	—	—
	Guayama, PR .....	—	—	—	—	—
	Guayanilla, PR .....	—	—	—	—	—
	Guaynabo, PR .....	4	b	D	D	D
	Gurabo, PR .....	—	—	—	—	—
	Hatillo, PR .....	—	—	—	—	—
	Hormigueros, PR .....	—	—	—	—	—
	Humacao, PR .....	1	a	D	D	D
	Isabela, PR .....	—	—	—	—	—
	Jayuya, PR .....	—	—	—	—	—
	Juana Díaz, PR .....	—	—	—	—	—
	Juncos, PR .....	1	b	D	D	D
	Lajas, PR .....	—	—	—	—	—
	Lares, PR .....	—	—	—	—	—
	Las Marías, PR .....	—	—	—	—	—
	Las Piedras, PR .....	—	—	—	—	—
	Loíza, PR .....	—	—	—	—	—
	Luquillo, PR .....	1	a	D	D	D
	Manatí, PR .....	1	a	D	D	D
	Maricao, PR .....	—	—	—	—	—
	Maunabo, PR .....	—	—	—	—	—
	Mayagüez, PR .....	7	b	D	D	D
	Moca, PR .....	1	a	D	D	D
	Morovis, PR .....	1	a	D	D	D
	Naguabo, PR .....	—	—	—	—	—
	Naranjito, PR .....	—	—	—	—	—
	Orocovis, PR .....	1	b	D	D	D
	Patillas, PR .....	—	—	—	—	—
	Peñuelas, PR .....	—	—	—	—	—
	Ponce, PR .....	3	b	D	D	D
	Quebradillas, PR .....	—	—	—	—	—
	Rincón, PR .....	1	a	D	D	D
	Río Grande, PR .....	1	a	D	D	D
	Sabana Grande, PR .....	—	—	—	—	—
	Salinas, PR .....	1	a	D	D	D
	San Germán, PR .....	—	—	—	—	—
	San Juan, PR .....	35	e	D	D	D
	San Lorenzo, PR .....	—	—	—	—	—
	San Sebastián, PR .....	2	a	D	D	D
	Santa Isabel, PR .....	—	—	—	—	—
	Toa Alta, PR .....	1	a	D	D	D
	Toa Baja, PR .....	—	—	—	—	—
	Trujillo Alto, PR .....	1	a	D	D	D
	Utua, PR .....	—	—	—	—	—
	Vega Alta, PR .....	2	a	D	D	D
	Vega Baja, PR .....	—	—	—	—	—
	Vieques, PR .....	—	—	—	—	—
	Villalba, PR .....	—	—	—	—	—
	Yabucoa, PR .....	—	—	—	—	—
	Yauco, PR .....	1	b	D	D	D

**Table 6. Class and Ownership of Construction Projects for Establishments by Industry: 1997**

[Thousand dollars. Detail may not add to total because of rounding. For meaning of abbreviations and symbols, see introductory text. For explanation of terms, see Appendix A]

SIC code	Industry	Value of construction work	Class of construction		Ownership of construction projects	
			New construction	Maintenance and repair	Government owned construction	Privately owned construction
	<b>Construction Industries and Subdividers and Developers .....</b>	<b>3 965 294</b>	<b>3 041 046</b>	<b>924 421</b>	<b>1 607 463</b>	<b>2 357 919</b>
<b>15</b>	<b>General building contractors &amp; operative builders .....</b>	<b>1 998 754</b>	<b>1 543 922</b>	<b>454 916</b>	<b>589 681</b>	<b>1 409 098</b>
1521	Single-family housing construction .....	536 793	428 946	107 887	97 553	439 253
1522	Residential construction, nec .....	286 836	199 085	87 755	99 160	187 680
1531	Operative builders .....	215 358	168 925	46 437	24 704	190 655
1541	Industrial building & warehouses .....	289 628	216 883	72 757	75 936	213 694
1542	Nonresidential construction, nec .....	670 139	530 083	140 080	292 328	377 816
<b>16</b>	<b>Heavy construction other than building .....</b>	<b>916 477</b>	<b>753 305</b>	<b>163 185</b>	<b>711 110</b>	<b>205 373</b>
1611	Highway & street construction, excluding elevated highways .....	D	411 002	D	435 683	D
1622	Bridge, tunnel, & elevated highway construction .....	D	61 168	D	62 825	D
1623	Water, sewer, pipeline, & communications & power lines .....	180 075	138 999	41 077	142 234	37 843
1629	Heavy construction, nec .....	163 278	142 136	21 143	70 368	92 911
<b>17</b>	<b>Special trade contractors .....</b>	<b>936 117</b>	<b>692 038</b>	<b>244 141</b>	<b>287 168</b>	<b>649 005</b>
1711	Plumbing, heating, & air-conditioning .....	188 647	153 001	35 658	64 999	123 670
1721	Painting & paper hanging .....	23 174	13 247	9 931	9 175	14 002
1731	Electrical work .....	314 384	256 237	58 160	114 452	199 949
1741	Masonry, stone setting, & other stonework .....	15 257	13 370	1 887	1 676	13 581
1742	Plastering, drywall, acoustical, & insulation work .....	77 272	51 926	25 352	16 090	61 183
1743	Terrazzo, tile, marble, & mosaic work .....	5 281	3 831	1 451	829	4 452
1751	Carpentry work .....	5 964	3 006	2 961	1 739	4 225
1752	Floor laying & other floor, nec .....	9 762	5 371	4 393	1 902	7 860
1761	Roofing, siding, & sheet metal work .....	43 102	21 514	21 592	16 545	26 562
1771	Concrete work .....	72 528	44 772	27 760	6 161	66 369
1781	Water well drilling .....	1 375	D	D	D	D
1791	Structural steel erection .....	60 201	45 202	15 002	16 236	43 966
1793	Glass & glazing work .....	4 021	D	D	D	D
1794	Excavation work .....	32 060	26 480	5 581	12 676	19 385
1795	Wrecking & demolition work .....	6 183	3 375	2 808	3 040	3 144
1796	Installation or erection of building equipment, nec .....	49 423	29 896	19 531	12 910	36 515
1799	Special trade contractors, nec .....	27 483	17 323	10 165	8 077	19 407
<b>6552</b>	<b>Subdividers and developers, nec (ex cemeteries) .....</b>	<b>113 946</b>	<b>51 781</b>	<b>62 179</b>	<b>19 504</b>	<b>94 443</b>



**Table 7. Type of Construction Statistics for Establishments by Industry: 1997**

[Detail may not add to total because of rounding. For meaning of abbreviations and symbols, see introductory text. For explanation of terms, see Appendix A]

SIC code	Industry and type of construction	Value of construction work (\$1,000)
	<b>CONSTRUCTION INDUSTRIES AND SUBDIVIDERS AND DEVELOPERS</b>	
	<b>Total</b> .....	<b>3 965 294</b>
	<b>Building construction, total</b> .....	<b>2 716 648</b>
	Single-family houses, detached and attached .....	840 849
	Apartment buildings and other residential buildings .....	380 980
	Industrial buildings and warehouses .....	493 572
	Commercial buildings .....	609 770
	Other nonresidential buildings .....	391 477
	<b>Nonbuilding construction, total</b> .....	<b>1 248 825</b>
	Highways, streets, and related work .....	481 606
	Bridges, tunnels, and elevated highways .....	111 357
	Water, sewer, pipeline, communication transmission lines, and power lines .....	282 720
	Other nonbuilding construction, nec .....	373 142
	<b>Construction work not specified by kind</b> .....	<b>-</b>
<b>15</b>	<b>General building contractors &amp; operative builders</b>	
	<b>Total</b> .....	<b>1 998 754</b>
	<b>Building construction, total</b> .....	<b>1 870 513</b>
	Single-family houses, detached and attached .....	589 573
	Apartment buildings and other residential buildings .....	297 844
	Industrial buildings and warehouses .....	279 591
	Commercial buildings .....	406 160
	Other nonresidential buildings .....	297 345
	<b>Nonbuilding construction, total</b> .....	<b>128 337</b>
	Highways, streets, and related work .....	31 705
	Bridges, tunnels, and elevated highways .....	6 632
	Water, sewer, pipeline, communication transmission lines, and power lines .....	33 974
	Other nonbuilding construction, nec .....	56 026
	<b>Construction work not specified by kind</b> .....	<b>-</b>
<b>1521</b>	<b>Single-family housing construction</b>	
	<b>Total</b> .....	<b>536 793</b>
	<b>Building construction, total</b> .....	<b>494 236</b>
	Single-family houses, detached and attached .....	375 505
	Apartment buildings and other residential buildings .....	26 120
	Industrial buildings and warehouses .....	24 840
	Commercial buildings .....	35 554
	Other nonresidential buildings .....	32 217
	<b>Nonbuilding construction, total</b> .....	<b>42 629</b>
	Highways, streets, and related work .....	6 510
	Bridges, tunnels, and elevated highways .....	1 481
	Water, sewer, pipeline, communication transmission lines, and power lines .....	6 079
	Other nonbuilding construction, nec .....	28 559
	<b>Construction work not specified by kind</b> .....	<b>-</b>
<b>1522</b>	<b>Residential construction, nec</b>	
	<b>Total</b> .....	<b>286 836</b>
	<b>Building construction, total</b> .....	<b>274 190</b>
	Single-family houses, detached and attached .....	22 932
	Apartment buildings and other residential buildings .....	216 249
	Industrial buildings and warehouses .....	5 992
	Commercial buildings .....	13 154
	Other nonresidential buildings .....	15 863
	<b>Nonbuilding construction, total</b> .....	<b>12 658</b>
	Highways, streets, and related work .....	570
	Bridges, tunnels, and elevated highways .....	2 223
	Water, sewer, pipeline, communication transmission lines, and power lines .....	950
	Other nonbuilding construction, nec .....	8 915
	<b>Construction work not specified by kind</b> .....	<b>-</b>
<b>1531</b>	<b>Operative builders</b>	
	<b>Total</b> .....	<b>215 358</b>
	<b>Building construction, total</b> .....	<b>190 009</b>
	Single-family houses, detached and attached .....	152 253
	Apartment buildings and other residential buildings .....	20 431
	Industrial buildings and warehouses .....	3 000
	Commercial buildings .....	10 456
	Other nonresidential buildings .....	3 869
	<b>Nonbuilding construction, total</b> .....	<b>25 354</b>
	Highways, streets, and related work .....	14 336
	Bridges, tunnels, and elevated highways .....	674
	Water, sewer, pipeline, communication transmission lines, and power lines .....	8 779
	Other nonbuilding construction, nec .....	1 565
	<b>Construction work not specified by kind</b> .....	<b>-</b>

**Table 7. Type of Construction Statistics for Establishments by Industry: 1997—Con.**

[Detail may not add to total because of rounding. For meaning of abbreviations and symbols, see introductory text. For explanation of terms, see Appendix A]

SIC code	Industry and type of construction	Value of construction work (\$1,000)
<b>15</b>	<b>General building contractors &amp; operative builders—Con.</b>	
1541	Industrial building & warehouses	
	<b>Total</b> .....	<b>289 628</b>
	<b>Building construction, total</b> .....	<b>269 646</b>
	Single-family houses, detached and attached .....	14 420
	Apartment buildings and other residential buildings .....	7 311
	Industrial buildings and warehouses .....	208 958
	Commercial buildings .....	23 143
	Other nonresidential buildings .....	15 814
	<b>Nonbuilding construction, total</b> .....	<b>19 980</b>
	Highways, streets, and related work .....	2 895
	Bridges, tunnels, and elevated highways .....	1 225
	Water, sewer, pipeline, communication transmission lines, and power lines .....	9 188
	Other nonbuilding construction, nec .....	6 672
	<b>Construction work not specified by kind</b> .....	<b>-</b>
1542	Nonresidential construction, nec	
	<b>Total</b> .....	<b>670 139</b>
	<b>Building construction, total</b> .....	<b>642 432</b>
	Single-family houses, detached and attached .....	24 463
	Apartment buildings and other residential buildings .....	27 733
	Industrial buildings and warehouses .....	36 801
	Commercial buildings .....	323 853
	Other nonresidential buildings .....	229 582
	<b>Nonbuilding construction, total</b> .....	<b>27 716</b>
	Highways, streets, and related work .....	7 394
	Bridges, tunnels, and elevated highways .....	1 029
	Water, sewer, pipeline, communication transmission lines, and power lines .....	8 978
	Other nonbuilding construction, nec .....	10 315
	<b>Construction work not specified by kind</b> .....	<b>-</b>
<b>16</b>	<b>Heavy construction other than building</b>	
	<b>Total</b> .....	<b>916 477</b>
	<b>Building construction, total</b> .....	<b>105 654</b>
	Single-family houses, detached and attached .....	9 778
	Apartment buildings and other residential buildings .....	6 230
	Industrial buildings and warehouses .....	38 367
	Commercial buildings .....	32 265
	Other nonresidential buildings .....	19 014
	<b>Nonbuilding construction, total</b> .....	<b>810 835</b>
	Highways, streets, and related work .....	427 445
	Bridges, tunnels, and elevated highways .....	100 713
	Water, sewer, pipeline, communication transmission lines, and power lines .....	167 568
	Other nonbuilding construction, nec .....	115 109
	<b>Construction work not specified by kind</b> .....	<b>-</b>
1611	Highway & street construction, excluding elevated highways	
	<b>Total</b> .....	<b>D</b>
	<b>Building construction, total</b> .....	<b>D</b>
	Single-family houses, detached and attached .....	8 210
	Apartment buildings and other residential buildings .....	D
	Industrial buildings and warehouses .....	5 124
	Commercial buildings .....	23 754
	Other nonresidential buildings .....	14 518
	<b>Nonbuilding construction, total</b> .....	<b>D</b>
	Highways, streets, and related work .....	394 496
	Bridges, tunnels, and elevated highways .....	44 879
	Water, sewer, pipeline, communication transmission lines, and power lines .....	D
	Other nonbuilding construction, nec .....	D
	<b>Construction work not specified by kind</b> .....	<b>-</b>
1622	Bridge, tunnel, & elevated highway construction	
	<b>Total</b> .....	<b>D</b>
	<b>Building construction, total</b> .....	<b>D</b>
	Single-family houses, detached and attached .....	D
	Apartment buildings and other residential buildings .....	D
	Industrial buildings and warehouses .....	D
	Commercial buildings .....	D
	Other nonresidential buildings .....	D
	<b>Nonbuilding construction, total</b> .....	<b>D</b>
	Highways, streets, and related work .....	D
	Bridges, tunnels, and elevated highways .....	51 642
	Water, sewer, pipeline, communication transmission lines, and power lines .....	D
	Other nonbuilding construction, nec .....	D
	<b>Construction work not specified by kind</b> .....	<b>-</b>

**Table 7. Type of Construction Statistics for Establishments by Industry: 1997—Con.**

[Detail may not add to total because of rounding. For meaning of abbreviations and symbols, see introductory text. For explanation of terms, see Appendix A]

SIC code	Industry and type of construction	Value of construction work (\$1,000)
<b>16</b>	<b>Heavy construction other than building—Con.</b>	
1623	Water, sewer, pipeline, & communications & power lines	
	<b>Total</b> .....	<b>180 075</b>
	<b>Building construction, total</b> .....	<b>D</b>
	Single-family houses, detached and attached .....	D
	Apartment buildings and other residential buildings .....	D
	Industrial buildings and warehouses .....	D
	Commercial buildings .....	7 489
	Other nonresidential buildings .....	4 007
	<b>Nonbuilding construction, total</b> .....	<b>D</b>
	Highways, streets, and related work .....	D
	Bridges, tunnels, and elevated highways .....	1 248
	Water, sewer, pipeline, communication transmission lines, and power lines .....	143 171
	Other nonbuilding construction, nec .....	14 080
	<b>Construction work not specified by kind</b> .....	<b>-</b>
1629	Heavy construction, nec	
	<b>Total</b> .....	<b>163 278</b>
	<b>Building construction, total</b> .....	<b>35 591</b>
	Single-family houses, detached and attached .....	D
	Apartment buildings and other residential buildings .....	1 684
	Industrial buildings and warehouses .....	32 079
	Commercial buildings .....	D
	Other nonresidential buildings .....	D
	<b>Nonbuilding construction, total</b> .....	<b>127 688</b>
	Highways, streets, and related work .....	21 267
	Bridges, tunnels, and elevated highways .....	2 944
	Water, sewer, pipeline, communication transmission lines, and power lines .....	9 241
	Other nonbuilding construction, nec .....	94 236
	<b>Construction work not specified by kind</b> .....	<b>-</b>
<b>17</b>	<b>Special trade contractors</b>	
	<b>Total</b> .....	<b>936 117</b>
	<b>Building construction, total</b> .....	<b>639 631</b>
	Single-family houses, detached and attached .....	153 391
	Apartment buildings and other residential buildings .....	71 204
	Industrial buildings and warehouses .....	174 297
	Commercial buildings .....	167 753
	Other nonresidential buildings .....	72 986
	<b>Nonbuilding construction, total</b> .....	<b>296 547</b>
	Highways, streets, and related work .....	D
	Bridges, tunnels, and elevated highways .....	D
	Water, sewer, pipeline, communication transmission lines, and power lines .....	80 592
	Other nonbuilding construction, nec .....	198 916
	<b>Construction work not specified by kind</b> .....	<b>-</b>
1711	Plumbing, heating, & air-conditioning	
	<b>Total</b> .....	<b>188 647</b>
	<b>Building construction, total</b> .....	<b>116 291</b>
	Single-family houses, detached and attached .....	16 294
	Apartment buildings and other residential buildings .....	9 398
	Industrial buildings and warehouses .....	45 811
	Commercial buildings .....	26 897
	Other nonresidential buildings .....	17 891
	<b>Nonbuilding construction, total</b> .....	<b>72 373</b>
	Highways, streets, and related work .....	1 447
	Bridges, tunnels, and elevated highways .....	850
	Water, sewer, pipeline, communication transmission lines, and power lines .....	23 776
	Other nonbuilding construction, nec .....	46 300
	<b>Construction work not specified by kind</b> .....	<b>-</b>
1721	Painting & paper hanging	
	<b>Total</b> .....	<b>23 174</b>
	<b>Building construction, total</b> .....	<b>17 468</b>
	Single-family houses, detached and attached .....	4 883
	Apartment buildings and other residential buildings .....	4 296
	Industrial buildings and warehouses .....	5 387
	Commercial buildings .....	1 666
	Other nonresidential buildings .....	1 236
	<b>Nonbuilding construction, total</b> .....	<b>5 710</b>
	Highways, streets, and related work .....	132
	Bridges, tunnels, and elevated highways .....	21
	Water, sewer, pipeline, communication transmission lines, and power lines .....	469
	Other nonbuilding construction, nec .....	5 088
	<b>Construction work not specified by kind</b> .....	<b>-</b>

**Table 7. Type of Construction Statistics for Establishments by Industry: 1997—Con.**

[Detail may not add to total because of rounding. For meaning of abbreviations and symbols, see introductory text. For explanation of terms, see Appendix A]

SIC code	Industry and type of construction	Value of construction work (\$1,000)
<b>17</b>	<b>Special trade contractors—Con.</b>	
1731	Electrical work	
	<b>Total</b> .....	<b>314 384</b>
	<b>Building construction, total</b> .....	<b>225 787</b>
	Single-family houses, detached and attached .....	39 609
	Apartment buildings and other residential buildings .....	28 082
	Industrial buildings and warehouses .....	67 708
	Commercial buildings .....	70 845
	Other nonresidential buildings .....	19 543
	<b>Nonbuilding construction, total</b> .....	<b>88 625</b>
	Highways, streets, and related work .....	3 880
	Bridges, tunnels, and elevated highways .....	594
	Water, sewer, pipeline, communication transmission lines, and power lines .....	39 277
	Other nonbuilding construction, nec .....	44 874
	<b>Construction work not specified by kind</b> .....	-
1741	Masonry, stone setting, & other stonework	
	<b>Total</b> .....	<b>15 257</b>
	<b>Building construction, total</b> .....	<b>11 819</b>
	Single-family houses, detached and attached .....	9 448
	Apartment buildings and other residential buildings .....	783
	Industrial buildings and warehouses .....	D
	Commercial buildings .....	514
	Other nonresidential buildings .....	D
	<b>Nonbuilding construction, total</b> .....	<b>3 436</b>
	Highways, streets, and related work .....	D
	Bridges, tunnels, and elevated highways .....	D
	Water, sewer, pipeline, communication transmission lines, and power lines .....	320
	Other nonbuilding construction, nec .....	2 994
	<b>Construction work not specified by kind</b> .....	-
1742	Plastering, drywall, acoustical, & insulation work	
	<b>Total</b> .....	<b>77 272</b>
	<b>Building construction, total</b> .....	<b>58 717</b>
	Single-family houses, detached and attached .....	13 799
	Apartment buildings and other residential buildings .....	7 428
	Industrial buildings and warehouses .....	10 520
	Commercial buildings .....	20 323
	Other nonresidential buildings .....	6 647
	<b>Nonbuilding construction, total</b> .....	<b>18 557</b>
	Highways, streets, and related work .....	471
	Bridges, tunnels, and elevated highways .....	67
	Water, sewer, pipeline, communication transmission lines, and power lines .....	6 136
	Other nonbuilding construction, nec .....	11 883
	<b>Construction work not specified by kind</b> .....	-
1743	Terrazzo, tile, marble, & mosaic work	
	<b>Total</b> .....	<b>5 281</b>
	<b>Building construction, total</b> .....	<b>3 266</b>
	Single-family houses, detached and attached .....	D
	Apartment buildings and other residential buildings .....	93
	Industrial buildings and warehouses .....	D
	Commercial buildings .....	D
	Other nonresidential buildings .....	D
	<b>Nonbuilding construction, total</b> .....	<b>2 010</b>
	Highways, streets, and related work .....	17
	Bridges, tunnels, and elevated highways .....	D
	Water, sewer, pipeline, communication transmission lines, and power lines .....	D
	Other nonbuilding construction, nec .....	1 966
	<b>Construction work not specified by kind</b> .....	-
1751	Carpentry work	
	<b>Total</b> .....	<b>5 964</b>
	<b>Building construction, total</b> .....	<b>3 418</b>
	Single-family houses, detached and attached .....	1 199
	Apartment buildings and other residential buildings .....	335
	Industrial buildings and warehouses .....	613
	Commercial buildings .....	573
	Other nonresidential buildings .....	698
	<b>Nonbuilding construction, total</b> .....	<b>2 554</b>
	Highways, streets, and related work .....	201
	Bridges, tunnels, and elevated highways .....	195
	Water, sewer, pipeline, communication transmission lines, and power lines .....	230
	Other nonbuilding construction, nec .....	1 928
	<b>Construction work not specified by kind</b> .....	-

**Table 7. Type of Construction Statistics for Establishments by Industry: 1997—Con.**

[Detail may not add to total because of rounding. For meaning of abbreviations and symbols, see introductory text. For explanation of terms, see Appendix A]

SIC code	Industry and type of construction	Value of construction work (\$1,000)
<b>17</b>	<b>Special trade contractors—Con.</b>	
1752	Floor laying & other floor, nec	
	<b>Total</b> .....	<b>9 762</b>
	<b>Building construction, total</b> .....	<b>9 385</b>
	Single-family houses, detached and attached .....	2 775
	Apartment buildings and other residential buildings .....	759
	Industrial buildings and warehouses .....	1 640
	Commercial buildings .....	3 810
	Other nonresidential buildings .....	401
	<b>Nonbuilding construction, total</b> .....	<b>376</b>
	Highways, streets, and related work .....	D
	Bridges, tunnels, and elevated highways .....	D
	Water, sewer, pipeline, communication transmission lines, and power lines .....	55
	Other nonbuilding construction, nec .....	304
	<b>Construction work not specified by kind</b> .....	<b>-</b>
1761	Roofing, siding, & sheet metal work	
	<b>Total</b> .....	<b>43 102</b>
	<b>Building construction, total</b> .....	<b>34 604</b>
	Single-family houses, detached and attached .....	13 046
	Apartment buildings and other residential buildings .....	3 603
	Industrial buildings and warehouses .....	7 293
	Commercial buildings .....	8 114
	Other nonresidential buildings .....	2 548
	<b>Nonbuilding construction, total</b> .....	<b>8 501</b>
	Highways, streets, and related work .....	194
	Bridges, tunnels, and elevated highways .....	158
	Water, sewer, pipeline, communication transmission lines, and power lines .....	313
	Other nonbuilding construction, nec .....	7 836
	<b>Construction work not specified by kind</b> .....	<b>-</b>
1771	Concrete work	
	<b>Total</b> .....	<b>72 528</b>
	<b>Building construction, total</b> .....	<b>61 142</b>
	Single-family houses, detached and attached .....	42 375
	Apartment buildings and other residential buildings .....	5 859
	Industrial buildings and warehouses .....	2 705
	Commercial buildings .....	6 419
	Other nonresidential buildings .....	3 784
	<b>Nonbuilding construction, total</b> .....	<b>11 385</b>
	Highways, streets, and related work .....	1 097
	Bridges, tunnels, and elevated highways .....	582
	Water, sewer, pipeline, communication transmission lines, and power lines .....	1 900
	Other nonbuilding construction, nec .....	7 796
	<b>Construction work not specified by kind</b> .....	<b>-</b>
1781	Water well drilling	
	<b>Total</b> .....	<b>1 375</b>
	<b>Building construction, total</b> .....	<b>D</b>
	Single-family houses, detached and attached .....	-
	Apartment buildings and other residential buildings .....	-
	Industrial buildings and warehouses .....	-
	Commercial buildings .....	D
	Other nonresidential buildings .....	D
	<b>Nonbuilding construction, total</b> .....	<b>D</b>
	Highways, streets, and related work .....	-
	Bridges, tunnels, and elevated highways .....	-
	Water, sewer, pipeline, communication transmission lines, and power lines .....	D
	Other nonbuilding construction, nec .....	1 217
	<b>Construction work not specified by kind</b> .....	<b>-</b>
1791	Structural steel erection	
	<b>Total</b> .....	<b>60 201</b>
	<b>Building construction, total</b> .....	<b>47 361</b>
	Single-family houses, detached and attached .....	4 097
	Apartment buildings and other residential buildings .....	2 014
	Industrial buildings and warehouses .....	23 319
	Commercial buildings .....	11 122
	Other nonresidential buildings .....	6 809
	<b>Nonbuilding construction, total</b> .....	<b>12 843</b>
	Highways, streets, and related work .....	555
	Bridges, tunnels, and elevated highways .....	370
	Water, sewer, pipeline, communication transmission lines, and power lines .....	1 844
	Other nonbuilding construction, nec .....	10 074
	<b>Construction work not specified by kind</b> .....	<b>-</b>

**Table 7. Type of Construction Statistics for Establishments by Industry: 1997—Con.**

[Detail may not add to total because of rounding. For meaning of abbreviations and symbols, see introductory text. For explanation of terms, see Appendix A]

SIC code	Industry and type of construction	Value of construction work (\$1,000)
<b>17</b>	<b>Special trade contractors—Con.</b>	
1793	Glass & glazing work	
	<b>Total</b> .....	<b>4 021</b>
	<b>Building construction, total</b> .....	<b>D</b>
	Single-family houses, detached and attached .....	D
	Apartment buildings and other residential buildings .....	363
	Industrial buildings and warehouses .....	383
	Commercial buildings .....	1 954
	Other nonresidential buildings .....	514
	<b>Nonbuilding construction, total</b> .....	<b>D</b>
	Highways, streets, and related work .....	D
	Bridges, tunnels, and elevated highways .....	D
	Water, sewer, pipeline, communication transmission lines, and power lines .....	D
	Other nonbuilding construction, nec .....	405
	<b>Construction work not specified by kind</b> .....	<b>-</b>
1794	Excavation work	
	<b>Total</b> .....	<b>32 060</b>
	<b>Building construction, total</b> .....	<b>5 806</b>
	Single-family houses, detached and attached .....	762
	Apartment buildings and other residential buildings .....	1 463
	Industrial buildings and warehouses .....	446
	Commercial buildings .....	851
	Other nonresidential buildings .....	2 284
	<b>Nonbuilding construction, total</b> .....	<b>26 262</b>
	Highways, streets, and related work .....	4 144
	Bridges, tunnels, and elevated highways .....	315
	Water, sewer, pipeline, communication transmission lines, and power lines .....	4 257
	Other nonbuilding construction, nec .....	17 546
	<b>Construction work not specified by kind</b> .....	<b>-</b>
1795	Wrecking & demolition work	
	<b>Total</b> .....	<b>6 183</b>
	<b>Building construction, total</b> .....	<b>1 723</b>
	Single-family houses, detached and attached .....	190
	Apartment buildings and other residential buildings .....	97
	Industrial buildings and warehouses .....	149
	Commercial buildings .....	478
	Other nonresidential buildings .....	809
	<b>Nonbuilding construction, total</b> .....	<b>4 460</b>
	Highways, streets, and related work .....	D
	Bridges, tunnels, and elevated highways .....	D
	Water, sewer, pipeline, communication transmission lines, and power lines .....	202
	Other nonbuilding construction, nec .....	3 465
	<b>Construction work not specified by kind</b> .....	<b>-</b>
1796	Installation or erection of building equipment, nec	
	<b>Total</b> .....	<b>49 423</b>
	<b>Building construction, total</b> .....	<b>28 823</b>
	Single-family houses, detached and attached .....	1 513
	Apartment buildings and other residential buildings .....	3 335
	Industrial buildings and warehouses .....	6 484
	Commercial buildings .....	10 500
	Other nonresidential buildings .....	6 991
	<b>Nonbuilding construction, total</b> .....	<b>20 587</b>
	Highways, streets, and related work .....	193
	Bridges, tunnels, and elevated highways .....	134
	Water, sewer, pipeline, communication transmission lines, and power lines .....	1 062
	Other nonbuilding construction, nec .....	19 198
	<b>Construction work not specified by kind</b> .....	<b>-</b>
1799	Special trade contractors, nec	
	<b>Total</b> .....	<b>27 483</b>
	<b>Building construction, total</b> .....	<b>10 445</b>
	Single-family houses, detached and attached .....	2 685
	Apartment buildings and other residential buildings .....	3 296
	Industrial buildings and warehouses .....	901
	Commercial buildings .....	2 491
	Other nonresidential buildings .....	1 072
	<b>Nonbuilding construction, total</b> .....	<b>17 049</b>
	Highways, streets, and related work .....	259
	Bridges, tunnels, and elevated highways .....	180
	Water, sewer, pipeline, communication transmission lines, and power lines .....	568
	Other nonbuilding construction, nec .....	16 042
	<b>Construction work not specified by kind</b> .....	<b>-</b>

**Table 7. Type of Construction Statistics for Establishments by Industry: 1997—Con.**

[Detail may not add to total because of rounding. For meaning of abbreviations and symbols, see introductory text. For explanation of terms, see Appendix A]

SIC code	Industry and type of construction	Value of construction work (\$1,000)
<b>6552</b>	<b>Subdividers and developers, nec (ex cemeteries)</b>	
	<b>Total</b> .....	<b>113 946</b>
	<b>Building construction, total</b> .....	<b>100 850</b>
	Single-family houses, detached and attached .....	88 107
	Apartment buildings and other residential buildings .....	5 702
	Industrial buildings and warehouses .....	1 317
	Commercial buildings .....	3 592
	Other nonresidential buildings .....	2 132
	<b>Nonbuilding construction, total</b> .....	<b>13 106</b>
	Highways, streets, and related work .....	D
	Bridges, tunnels, and elevated highways .....	D
	Water, sewer, pipeline, communication transmission lines, and power lines .....	586
	Other nonbuilding construction, nec .....	3 091
	<b>Construction work not specified by kind</b> .....	-

**Table 8. Dollar Value of Business by Kind-of-Business Activity: 1997**

[Detail may not add to total because of rounding. Based on their primary business activity or combination of activities, establishments were classified into this specific industry. These establishments, however, may also be engaged in other kinds of business activities. For meaning of abbreviations and symbols, see introductory text. For explanation of terms, see Appendix A]

SIC code	Primary and other kind-of-business activity	Dollar value of business done (\$1,000)
	<b>CONSTRUCTION INDUSTRIES AND SUBDIVIDERS AND DEVELOPERS</b>	
	<b>Total</b> .....	<b>4 017 517</b>
	<b>Building, developing, and general contracting, total</b> .....	<b>2 071 608</b>
	Building construction on land owned by others—general contractor or design-builder .....	1 712 826
	Operative builders .....	230 660
	Developer of own land for sale .....	117 679
	Construction management .....	10 443
	<b>Heavy construction, total</b> .....	<b>890 634</b>
	Highway and street general contractor .....	526 748
	Heavy construction, nec .....	349 871
	Excavation work .....	14 015
	<b>Special trade contractor, total</b> .....	<b>968 288</b>
	Carpentry contractor .....	16 401
	Concrete work .....	75 272
	Plastering, drywall, acoustical, and insulation work .....	51 884
	Electrical work .....	321 883
	Floor laying and floor work .....	17 030
	Glass and glazing contractor .....	5 538
	Plumbing, heating, and air-conditioning .....	218 161
	Masonry, stone setting, and other stone work .....	15 760
	Terrazzo, tile, marble, and mosaic work .....	10 103
	Painting and paper hanging .....	25 473
	Roofing, siding, and sheet metal work .....	51 305
	Structural steel erection contractor .....	93 501
	Developer of land owned by other .....	39 524
	Swimming pool contractor .....	11 076
	Water well drilling contractor .....	3 041
	Wrecking and demolition contractor, buildings, and other structures .....	12 336
	<b>Other construction activities, nec</b> .....	<b>50 310</b>
	<b>Other business activities secondary to construction activities, total</b> .....	<b>36 764</b>
	Architectural and engineering services .....	10 941
	Other business activities, secondary to construction activities, nec .....	12 020
	Rental of construction machinery or equipment to others, without an operator, secondary to construction activities .....	6 878
	Sale of land .....	D
	Retail trade, secondary to construction activities .....	5 442
	Wholesale trade, manufacturing, and transportation .....	D
<b>15</b>	<b>General building contractors &amp; operative builders</b>	
	<b>Total</b> .....	<b>2 019 858</b>
	<b>Building, developing, and general contracting, total</b> .....	<b>1 885 665</b>
	Building construction on land owned by others—general contractor or design-builder .....	1 642 719
	Operative builders .....	228 051
	Developer of own land for sale .....	D
	Construction management .....	D
	<b>Heavy construction, total</b> .....	<b>D</b>
	Highway and street general contractor .....	23 177
	Heavy construction, nec .....	D
	Excavation work .....	D
	<b>Special trade contractor, total</b> .....	<b>65 993</b>
	Carpentry contractor .....	4 954
	Concrete work .....	6 702
	Plastering, drywall, acoustical, and insulation work .....	2 071
	Electrical work .....	D
	Floor laying and floor work .....	281
	Glass and glazing contractor .....	—
	Plumbing, heating, and air-conditioning .....	D
	Masonry, stone setting, and other stone work .....	406
	Terrazzo, tile, marble, and mosaic work .....	D
	Painting and paper hanging .....	D
	Roofing, siding, and sheet metal work .....	D
	Structural steel erection contractor .....	D
	Developer of land owned by other .....	2 515
	Swimming pool contractor .....	722
	Water well drilling contractor .....	—
	Wrecking and demolition contractor, buildings, and other structures .....	D
	<b>Other construction activities, nec</b> .....	<b>D</b>
	<b>Other business activities secondary to construction activities, total</b> .....	<b>D</b>
	Architectural and engineering services .....	8 308
	Other business activities, secondary to construction activities, nec .....	3 498
	Rental of construction machinery or equipment to others, without an operator, secondary to construction activities .....	D
	Sale of land .....	D
	Retail trade, secondary to construction activities .....	—
	Wholesale trade, manufacturing, and transportation .....	D



**Table 8. Dollar Value of Business by Kind-of-Business Activity: 1997—Con.**

[Detail may not add to total because of rounding. Based on their primary business activity or combination of activities, establishments were classified into this specific industry. These establishments, however, may also be engaged in other kinds of business activities. For meaning of abbreviations and symbols, see introductory text. For explanation of terms, see Appendix A]

SIC code	Primary and other kind-of-business activity	Dollar value of business done (\$1,000)
<b>15</b>	<b>General building contractors &amp; operative builders—Con.</b>	
1521	Single-family housing construction	
	<b>Total</b> .....	<b>542 803</b>
	<b>Building, developing, and general contracting, total</b> .....	<b>516 145</b>
	Building construction on land owned by others—general contractor or design-builder .....	480 590
	Operative builders .....	D
	Developer of own land for sale .....	—
	Construction management .....	D
	<b>Heavy construction, total</b> .....	<b>8 942</b>
	Highway and street general contractor .....	6 284
	Heavy construction, nec .....	D
	Excavation work .....	D
	<b>Special trade contractor, total</b> .....	<b>9 117</b>
	Carpentry contractor .....	1 783
	Concrete work .....	1 813
	Plastering, drywall, acoustical, and insulation work .....	D
	Electrical work .....	1 696
	Floor laying and floor work .....	D
	Glass and glazing contractor .....	—
	Plumbing, heating, and air-conditioning .....	2 154
	Masonry, stone setting, and other stone work .....	158
	Terrazzo, tile, marble, and mosaic work .....	D
	Painting and paper hanging .....	D
	Roofing, siding, and sheet metal work .....	D
	Structural steel erection contractor .....	D
	Developer of land owned by other .....	936
	Swimming pool contractor .....	D
	Water well drilling contractor .....	—
	Wrecking and demolition contractor, buildings, and other structures .....	—
	<b>Other construction activities, nec</b> .....	<b>4 978</b>
	<b>Other business activities secondary to construction activities, total</b> .....	<b>3 661</b>
	Architectural and engineering services .....	D
	Other business activities, secondary to construction activities, nec .....	D
	Rental of construction machinery or equipment to others, without an operator, secondary to construction activities .....	D
	Sale of land .....	D
	Retail trade, secondary to construction activities .....	—
	Wholesale trade, manufacturing, and transportation .....	—
1522	Residential construction, nec	
	<b>Total</b> .....	<b>289 040</b>
	<b>Building, developing, and general contracting, total</b> .....	<b>281 477</b>
	Building construction on land owned by others—general contractor or design-builder .....	280 907
	Operative builders .....	570
	Developer of own land for sale .....	—
	Construction management .....	—
	<b>Heavy construction, total</b> .....	<b>D</b>
	Highway and street general contractor .....	D
	Heavy construction, nec .....	D
	Excavation work .....	—
	<b>Special trade contractor, total</b> .....	<b>3 854</b>
	Carpentry contractor .....	1 410
	Concrete work .....	350
	Plastering, drywall, acoustical, and insulation work .....	—
	Electrical work .....	D
	Floor laying and floor work .....	D
	Glass and glazing contractor .....	—
	Plumbing, heating, and air-conditioning .....	146
	Masonry, stone setting, and other stone work .....	D
	Terrazzo, tile, marble, and mosaic work .....	—
	Painting and paper hanging .....	—
	Roofing, siding, and sheet metal work .....	—
	Structural steel erection contractor .....	—
	Developer of land owned by other .....	D
	Swimming pool contractor .....	D
	Water well drilling contractor .....	—
	Wrecking and demolition contractor, buildings, and other structures .....	—
	<b>Other construction activities, nec</b> .....	<b>D</b>
	<b>Other business activities secondary to construction activities, total</b> .....	<b>D</b>
	Architectural and engineering services .....	D
	Other business activities, secondary to construction activities, nec .....	D
	Rental of construction machinery or equipment to others, without an operator, secondary to construction activities .....	D
	Sale of land .....	—
	Retail trade, secondary to construction activities .....	—
	Wholesale trade, manufacturing, and transportation .....	—

**Table 8. Dollar Value of Business by Kind-of-Business Activity: 1997—Con.**

[Detail may not add to total because of rounding. Based on their primary business activity or combination of activities, establishments were classified into this specific industry. These establishments, however, may also be engaged in other kinds of business activities. For meaning of abbreviations and symbols, see introductory text. For explanation of terms, see Appendix A]

SIC code	Primary and other kind-of-business activity	Dollar value of business done (\$1,000)
<b>15</b>	<b>General building contractors &amp; operative builders—Con.</b>	
1531	Operative builders	
	<b>Total</b> .....	<b>217 180</b>
	<b>Building, developing, and general contracting, total</b> .....	<b>213 183</b>
	Building construction on land owned by others—general contractor or design-builder .....	14 887
	Operative builders .....	193 580
	Developer of own land for sale .....	D
	Construction management .....	D
	<b>Heavy construction, total</b> .....	<b>D</b>
	Highway and street general contractor .....	1 867
	Heavy construction, nec .....	D
	Excavation work .....	—
	<b>Special trade contractor, total</b> .....	<b>931</b>
	Carpentry contractor .....	226
	Concrete work .....	295
	Plastering, drywall, acoustical, and insulation work .....	—
	Electrical work .....	D
	Floor laying and floor work .....	—
	Glass and glazing contractor .....	—
	Plumbing, heating, and air-conditioning .....	180
	Masonry, stone setting, and other stone work .....	—
	Terrazzo, tile, marble, and mosaic work .....	—
	Painting and paper hanging .....	—
	Roofing, siding, and sheet metal work .....	—
	Structural steel erection contractor .....	—
	Developer of land owned by other .....	—
	Swimming pool contractor .....	—
	Water well drilling contractor .....	—
	Wrecking and demolition contractor, buildings, and other structures .....	D
	<b>Other construction activities, nec</b> .....	<b>180</b>
	<b>Other business activities secondary to construction activities, total</b> .....	<b>D</b>
	Architectural and engineering services .....	—
	Other business activities, secondary to construction activities, nec .....	D
	Rental of construction machinery or equipment to others, without an operator, secondary to construction activities .....	—
	Sale of land .....	—
	Retail trade, secondary to construction activities .....	—
	Wholesale trade, manufacturing, and transportation .....	—
1541	Industrial building & warehouses	
	<b>Total</b> .....	<b>297 738</b>
	<b>Building, developing, and general contracting, total</b> .....	<b>236 260</b>
	Building construction on land owned by others—general contractor or design-builder .....	233 259
	Operative builders .....	D
	Developer of own land for sale .....	—
	Construction management .....	D
	<b>Heavy construction, total</b> .....	<b>13 599</b>
	Highway and street general contractor .....	D
	Heavy construction, nec .....	D
	Excavation work .....	D
	<b>Special trade contractor, total</b> .....	<b>38 747</b>
	Carpentry contractor .....	941
	Concrete work .....	1 123
	Plastering, drywall, acoustical, and insulation work .....	1 194
	Electrical work .....	9 132
	Floor laying and floor work .....	D
	Glass and glazing contractor .....	—
	Plumbing, heating, and air-conditioning .....	D
	Masonry, stone setting, and other stone work .....	D
	Terrazzo, tile, marble, and mosaic work .....	—
	Painting and paper hanging .....	D
	Roofing, siding, and sheet metal work .....	D
	Structural steel erection contractor .....	D
	Developer of land owned by other .....	D
	Swimming pool contractor .....	—
	Water well drilling contractor .....	—
	Wrecking and demolition contractor, buildings, and other structures .....	D
	<b>Other construction activities, nec</b> .....	<b>968</b>
	<b>Other business activities secondary to construction activities, total</b> .....	<b>8 178</b>
	Architectural and engineering services .....	D
	Other business activities, secondary to construction activities, nec .....	D
	Rental of construction machinery or equipment to others, without an operator, secondary to construction activities .....	D
	Sale of land .....	—
	Retail trade, secondary to construction activities .....	—
	Wholesale trade, manufacturing, and transportation .....	D

**Table 8. Dollar Value of Business by Kind-of-Business Activity: 1997—Con.**

[Detail may not add to total because of rounding. Based on their primary business activity or combination of activities, establishments were classified into this specific industry. These establishments, however, may also be engaged in other kinds of business activities. For meaning of abbreviations and symbols, see introductory text. For explanation of terms, see Appendix A]

SIC code	Primary and other kind-of-business activity	Dollar value of business done (\$1,000)
<b>15</b>	<b>General building contractors &amp; operative builders—Con.</b>	
1542	Nonresidential construction, nec	
	<b>Total</b> .....	<b>673 097</b>
	<b>Building, developing, and general contracting, total</b> .....	<b>638 600</b>
	Building construction on land owned by others—general contractor or design-builder .....	633 076
	Operative builders .....	D
	Developer of own land for sale .....	—
	Construction management .....	D
	<b>Heavy construction, total</b> .....	<b>18 537</b>
	Highway and street general contractor .....	D
	Heavy construction, nec .....	D
	Excavation work .....	D
	<b>Special trade contractor, total</b> .....	<b>13 344</b>
	Carpentry contractor .....	594
	Concrete work .....	3 121
	Plastering, drywall, acoustical, and insulation work .....	D
	Electrical work .....	1 724
	Floor laying and floor work .....	D
	Glass and glazing contractor .....	—
	Plumbing, heating, and air-conditioning .....	D
	Masonry, stone setting, and other stone work .....	D
	Terrazzo, tile, marble, and mosaic work .....	D
	Painting and paper hanging .....	D
	Roofing, siding, and sheet metal work .....	D
	Structural steel erection contractor .....	2 667
	Developer of land owned by other .....	940
	Swimming pool contractor .....	D
	Water well drilling contractor .....	—
	Wrecking and demolition contractor, buildings, and other structures .....	704
	<b>Other construction activities, nec</b> .....	<b>2 294</b>
	<b>Other business activities secondary to construction activities, total</b> .....	<b>327</b>
	Architectural and engineering services .....	D
	Other business activities, secondary to construction activities, nec .....	D
	Rental of construction machinery or equipment to others, without an operator, secondary to construction activities .....	D
	Sale of land .....	—
	Retail trade, secondary to construction activities .....	—
	Wholesale trade, manufacturing, and transportation .....	—
<b>16</b>	<b>Heavy construction other than building</b>	
	<b>Total</b> .....	<b>D</b>
	<b>Building, developing, and general contracting, total</b> .....	<b>66 298</b>
	Building construction on land owned by others—general contractor or design-builder .....	62 536
	Operative builders .....	D
	Developer of own land for sale .....	D
	Construction management .....	—
	<b>Heavy construction, total</b> .....	<b>805 960</b>
	Highway and street general contractor .....	482 658
	Heavy construction, nec .....	322 955
	Excavation work .....	347
	<b>Special trade contractor, total</b> .....	<b>D</b>
	Carpentry contractor .....	311
	Concrete work .....	2 424
	Plastering, drywall, acoustical, and insulation work .....	—
	Electrical work .....	D
	Floor laying and floor work .....	—
	Glass and glazing contractor .....	—
	Plumbing, heating, and air-conditioning .....	D
	Masonry, stone setting, and other stone work .....	—
	Terrazzo, tile, marble, and mosaic work .....	D
	Painting and paper hanging .....	D
	Roofing, siding, and sheet metal work .....	D
	Structural steel erection contractor .....	D
	Developer of land owned by other .....	30 981
	Swimming pool contractor .....	—
	Water well drilling contractor .....	—
	Wrecking and demolition contractor, buildings, and other structures .....	5 142
	<b>Other construction activities, nec</b> .....	<b>D</b>
	<b>Other business activities secondary to construction activities, total</b> .....	<b>D</b>
	Architectural and engineering services .....	D
	Other business activities, secondary to construction activities, nec .....	274
	Rental of construction machinery or equipment to others, without an operator, secondary to construction activities .....	D
	Sale of land .....	—
	Retail trade, secondary to construction activities .....	—
	Wholesale trade, manufacturing, and transportation .....	—

**Table 8. Dollar Value of Business by Kind-of-Business Activity: 1997—Con.**

[Detail may not add to total because of rounding. Based on their primary business activity or combination of activities, establishments were classified into this specific industry. These establishments, however, may also be engaged in other kinds of business activities. For meaning of abbreviations and symbols, see introductory text. For explanation of terms, see Appendix A]

SIC code	Primary and other kind-of-business activity	Dollar value of business done (\$1,000)
<b>16</b>	<b>Heavy construction other than building—Con.</b>	
1611	Highway & street construction, excluding elevated highways	
	<b>Total</b> .....	<b>D</b>
	<b>Building, developing, and general contracting, total</b> .....	<b>38 530</b>
	Building construction on land owned by others—general contractor or design-builder .....	35 647
	Operative builders .....	1 216
	Developer of own land for sale .....	1 667
	Construction management .....	—
	<b>Heavy construction, total</b> .....	<b>458 947</b>
	Highway and street general contractor .....	404 544
	Heavy construction, nec .....	54 345
	Excavation work .....	58
	<b>Special trade contractor, total</b> .....	<b>D</b>
	Carpentry contractor .....	D
	Concrete work .....	D
	Plastering, drywall, acoustical, and insulation work .....	—
	Electrical work .....	D
	Floor laying and floor work .....	—
	Glass and glazing contractor .....	—
	Plumbing, heating, and air-conditioning .....	—
	Masonry, stone setting, and other stone work .....	—
	Terrazzo, tile, marble, and mosaic work .....	—
	Painting and paper hanging .....	—
	Roofing, siding, and sheet metal work .....	D
	Structural steel erection contractor .....	D
	Developer of land owned by other .....	3 767
	Swimming pool contractor .....	—
	Water well drilling contractor .....	—
	Wrecking and demolition contractor, buildings, and other structures .....	3 069
	<b>Other construction activities, nec</b> .....	<b>D</b>
	<b>Other business activities secondary to construction activities, total</b> .....	<b>2 889</b>
	Architectural and engineering services .....	D
	Other business activities, secondary to construction activities, nec .....	D
	Rental of construction machinery or equipment to others, without an operator, secondary to construction activities .....	D
	Sale of land .....	—
	Retail trade, secondary to construction activities .....	—
	Wholesale trade, manufacturing, and transportation .....	—
1622	Bridge, tunnel, & elevated highway construction	
	<b>Total</b> .....	<b>D</b>
	<b>Building, developing, and general contracting, total</b> .....	<b>D</b>
	Building construction on land owned by others—general contractor or design-builder .....	D
	Operative builders .....	D
	Developer of own land for sale .....	D
	Construction management .....	—
	<b>Heavy construction, total</b> .....	<b>D</b>
	Highway and street general contractor .....	D
	Heavy construction, nec .....	41 923
	Excavation work .....	—
	<b>Special trade contractor, total</b> .....	<b>D</b>
	Carpentry contractor .....	D
	Concrete work .....	D
	Plastering, drywall, acoustical, and insulation work .....	—
	Electrical work .....	—
	Floor laying and floor work .....	—
	Glass and glazing contractor .....	—
	Plumbing, heating, and air-conditioning .....	—
	Masonry, stone setting, and other stone work .....	—
	Terrazzo, tile, marble, and mosaic work .....	—
	Painting and paper hanging .....	—
	Roofing, siding, and sheet metal work .....	—
	Structural steel erection contractor .....	—
	Developer of land owned by other .....	D
	Swimming pool contractor .....	—
	Water well drilling contractor .....	—
	Wrecking and demolition contractor, buildings, and other structures .....	D
	<b>Other construction activities, nec</b> .....	<b>D</b>
	<b>Other business activities secondary to construction activities, total</b> .....	<b>—</b>
	Architectural and engineering services .....	—
	Other business activities, secondary to construction activities, nec .....	—
	Rental of construction machinery or equipment to others, without an operator, secondary to construction activities .....	—
	Sale of land .....	—
	Retail trade, secondary to construction activities .....	—
	Wholesale trade, manufacturing, and transportation .....	—

**Table 8. Dollar Value of Business by Kind-of-Business Activity: 1997—Con.**

[Detail may not add to total because of rounding. Based on their primary business activity or combination of activities, establishments were classified into this specific industry. These establishments, however, may also be engaged in other kinds of business activities. For meaning of abbreviations and symbols, see introductory text. For explanation of terms, see Appendix A]

SIC code	Primary and other kind-of-business activity	Dollar value of business done (\$1,000)
<b>16</b>	<b>Heavy construction other than building—Con.</b>	
1623	Water, sewer, pipeline, & communications & power lines	
	<b>Total</b> .....	<b>192 313</b>
	<b>Building, developing, and general contracting, total</b> .....	<b>21 925</b>
	Building construction on land owned by others—general contractor or design-builder .....	21 547
	Operative builders .....	D
	Developer of own land for sale .....	D
	Construction management .....	—
	<b>Heavy construction, total</b> .....	<b>155 772</b>
	Highway and street general contractor .....	D
	Heavy construction, nec .....	143 658
	Excavation work .....	D
	<b>Special trade contractor, total</b> .....	<b>13 712</b>
	Carpentry contractor .....	—
	Concrete work .....	D
	Plastering, drywall, acoustical, and insulation work .....	—
	Electrical work .....	D
	Floor laying and floor work .....	—
	Glass and glazing contractor .....	—
	Plumbing, heating, and air-conditioning .....	D
	Masonry, stone setting, and other stone work .....	—
	Terrazzo, tile, marble, and mosaic work .....	—
	Painting and paper hanging .....	—
	Roofing, siding, and sheet metal work .....	—
	Structural steel erection contractor .....	D
	Developer of land owned by other .....	D
	Swimming pool contractor .....	—
	Water well drilling contractor .....	—
	Wrecking and demolition contractor, buildings, and other structures .....	D
	<b>Other construction activities, nec</b> .....	<b>D</b>
	<b>Other business activities secondary to construction activities, total</b> .....	<b>D</b>
	Architectural and engineering services .....	—
	Other business activities, secondary to construction activities, nec .....	D
	Rental of construction machinery or equipment to others, without an operator, secondary to construction activities .....	D
	Sale of land .....	—
	Retail trade, secondary to construction activities .....	—
	Wholesale trade, manufacturing, and transportation .....	—
1629	Heavy construction, nec	
	<b>Total</b> .....	<b>163 894</b>
	<b>Building, developing, and general contracting, total</b> .....	<b>D</b>
	Building construction on land owned by others—general contractor or design-builder .....	D
	Operative builders .....	386
	Developer of own land for sale .....	D
	Construction management .....	—
	<b>Heavy construction, total</b> .....	<b>D</b>
	Highway and street general contractor .....	D
	Heavy construction, nec .....	83 029
	Excavation work .....	D
	<b>Special trade contractor, total</b> .....	<b>28 522</b>
	Carpentry contractor .....	D
	Concrete work .....	D
	Plastering, drywall, acoustical, and insulation work .....	—
	Electrical work .....	D
	Floor laying and floor work .....	—
	Glass and glazing contractor .....	—
	Plumbing, heating, and air-conditioning .....	D
	Masonry, stone setting, and other stone work .....	—
	Terrazzo, tile, marble, and mosaic work .....	—
	Painting and paper hanging .....	D
	Roofing, siding, and sheet metal work .....	—
	Structural steel erection contractor .....	—
	Developer of land owned by other .....	25 572
	Swimming pool contractor .....	—
	Water well drilling contractor .....	—
	Wrecking and demolition contractor, buildings, and other structures .....	1 974
	<b>Other construction activities, nec</b> .....	<b>D</b>
	<b>Other business activities secondary to construction activities, total</b> .....	<b>D</b>
	Architectural and engineering services .....	—
	Other business activities, secondary to construction activities, nec .....	—
	Rental of construction machinery or equipment to others, without an operator, secondary to construction activities .....	D
	Sale of land .....	—
	Retail trade, secondary to construction activities .....	—
	Wholesale trade, manufacturing, and transportation .....	—

**Table 8. Dollar Value of Business by Kind-of-Business Activity: 1997—Con.**

[Detail may not add to total because of rounding. Based on their primary business activity or combination of activities, establishments were classified into this specific industry. These establishments, however, may also be engaged in other kinds of business activities. For meaning of abbreviations and symbols, see introductory text. For explanation of terms, see Appendix A]

SIC code	Primary and other kind-of-business activity	Dollar value of business done (\$1,000)
17	<b>Special trade contractors</b>	
	<b>Total</b> .....	<b>948 973</b>
	<b>Building, developing, and general contracting, total</b> .....	<b>8 435</b>
	Building construction on land owned by others—general contractor or design-builder .....	7 571
	Operative builders .....	D
	Developer of own land for sale .....	D
	Construction management .....	D
	<b>Heavy construction, total</b> .....	<b>D</b>
	Highway and street general contractor .....	D
	Heavy construction, nec .....	D
	Excavation work .....	D
	<b>Special trade contractor, total</b> .....	<b>849 274</b>
	Carpentry contractor .....	11 136
	Concrete work .....	66 146
	Plastering, drywall, acoustical, and insulation work .....	49 813
	Electrical work .....	297 492
	Floor laying and floor work .....	16 749
	Glass and glazing contractor .....	5 538
	Plumbing, heating, and air-conditioning .....	188 150
	Masonry, stone setting, and other stone work .....	15 354
	Terrazzo, tile, marble, and mosaic work .....	8 962
	Painting and paper hanging .....	24 746
	Roofing, siding, and sheet metal work .....	D
	Structural steel erection contractor .....	88 290
	Developer of land owned by other .....	6 028
	Swimming pool contractor .....	10 354
	Water well drilling contractor .....	3 041
	Wrecking and demolition contractor, buildings, and other structures .....	D
	<b>Other construction activities, nec</b> .....	<b>39 385</b>
	<b>Other business activities secondary to construction activities, total</b> .....	<b>D</b>
	Architectural and engineering services .....	D
	Other business activities, secondary to construction activities, nec .....	6 707
Rental of construction machinery or equipment to others, without an operator, secondary to construction activities .....	D	
Sale of land .....	D	
Retail trade, secondary to construction activities .....	D	
Wholesale trade, manufacturing, and transportation .....	—	
1711	<b>Plumbing, heating, &amp; air-conditioning</b>	
	<b>Total</b> .....	<b>188 835</b>
	<b>Building, developing, and general contracting, total</b> .....	<b>2 086</b>
	Building construction on land owned by others—general contractor or design-builder .....	2 086
	Operative builders .....	—
	Developer of own land for sale .....	—
	Construction management .....	—
	<b>Heavy construction, total</b> .....	<b>1 886</b>
	Highway and street general contractor .....	552
	Heavy construction, nec .....	483
	Excavation work .....	851
	<b>Special trade contractor, total</b> .....	<b>180 149</b>
	Carpentry contractor .....	1 892
	Concrete work .....	3 428
	Plastering, drywall, acoustical, and insulation work .....	1 088
	Electrical work .....	14 265
	Floor laying and floor work .....	989
	Glass and glazing contractor .....	222
	Plumbing, heating, and air-conditioning .....	147 491
	Masonry, stone setting, and other stone work .....	1 237
	Terrazzo, tile, marble, and mosaic work .....	583
	Painting and paper hanging .....	1 531
	Roofing, siding, and sheet metal work .....	2 266
	Structural steel erection contractor .....	2 104
	Developer of land owned by other .....	1 406
	Swimming pool contractor .....	1 073
	Water well drilling contractor .....	222
	Wrecking and demolition contractor, buildings, and other structures .....	352
	<b>Other construction activities, nec</b> .....	<b>3 907</b>
	<b>Other business activities secondary to construction activities, total</b> .....	<b>820</b>
	Architectural and engineering services .....	—
	Other business activities, secondary to construction activities, nec .....	D
Rental of construction machinery or equipment to others, without an operator, secondary to construction activities .....	D	
Sale of land .....	—	
Retail trade, secondary to construction activities .....	—	
Wholesale trade, manufacturing, and transportation .....	—	

**Table 8. Dollar Value of Business by Kind-of-Business Activity: 1997—Con.**

[Detail may not add to total because of rounding. Based on their primary business activity or combination of activities, establishments were classified into this specific industry. These establishments, however, may also be engaged in other kinds of business activities. For meaning of abbreviations and symbols, see introductory text. For explanation of terms, see Appendix A]

SIC code	Primary and other kind-of-business activity	Dollar value of business done (\$1,000)
<b>17</b>	<b>Special trade contractors—Con.</b>	
1721	Painting & paper hanging	
	<b>Total</b> .....	<b>23 174</b>
	<b>Building, developing, and general contracting, total</b> .....	<b>58</b>
	Building construction on land owned by others—general contractor or design-builder .....	58
	Operative builders .....	—
	Developer of own land for sale .....	—
	Construction management .....	—
	<b>Heavy construction, total</b> .....	<b>116</b>
	Highway and street general contractor .....	D
	Heavy construction, nec .....	—
	Excavation work .....	D
	<b>Special trade contractor, total</b> .....	<b>22 159</b>
	Carpentry contractor .....	365
	Concrete work .....	505
	Plastering, drywall, acoustical, and insulation work .....	187
	Electrical work .....	1 313
	Floor laying and floor work .....	195
	Glass and glazing contractor .....	66
	Plumbing, heating, and air-conditioning .....	950
	Masonry, stone setting, and other stone work .....	287
	Terrazzo, tile, marble, and mosaic work .....	62
	Painting and paper hanging .....	16 924
	Roofing, siding, and sheet metal work .....	592
	Structural steel erection contractor .....	416
	Developer of land owned by other .....	58
	Swimming pool contractor .....	111
	Water well drilling contractor .....	58
	Wrecking and demolition contractor, buildings, and other structures .....	70
	<b>Other construction activities, nec</b> .....	<b>873</b>
	<b>Other business activities secondary to construction activities, total</b> .....	<b>—</b>
	Architectural and engineering services .....	—
	Other business activities, secondary to construction activities, nec .....	—
	Rental of construction machinery or equipment to others, without an operator, secondary to construction activities .....	—
	Sale of land .....	—
	Retail trade, secondary to construction activities .....	—
	Wholesale trade, manufacturing, and transportation .....	—
1731	Electrical work	
	<b>Total</b> .....	<b>314 878</b>
	<b>Building, developing, and general contracting, total</b> .....	<b>939</b>
	Building construction on land owned by others—general contractor or design-builder .....	D
	Operative builders .....	D
	Developer of own land for sale .....	—
	Construction management .....	—
	<b>Heavy construction, total</b> .....	<b>1 797</b>
	Highway and street general contractor .....	1 160
	Heavy construction, nec .....	D
	Excavation work .....	D
	<b>Special trade contractor, total</b> .....	<b>304 542</b>
	Carpentry contractor .....	874
	Concrete work .....	1 639
	Plastering, drywall, acoustical, and insulation work .....	875
	Electrical work .....	264 880
	Floor laying and floor work .....	788
	Glass and glazing contractor .....	234
	Plumbing, heating, and air-conditioning .....	28 072
	Masonry, stone setting, and other stone work .....	544
	Terrazzo, tile, marble, and mosaic work .....	234
	Painting and paper hanging .....	1 438
	Roofing, siding, and sheet metal work .....	1 899
	Structural steel erection contractor .....	1 782
	Developer of land owned by other .....	339
	Swimming pool contractor .....	476
	Water well drilling contractor .....	234
	Wrecking and demolition contractor, buildings, and other structures .....	234
	<b>Other construction activities, nec</b> .....	<b>7 251</b>
	<b>Other business activities secondary to construction activities, total</b> .....	<b>324</b>
	Architectural and engineering services .....	—
	Other business activities, secondary to construction activities, nec .....	D
	Rental of construction machinery or equipment to others, without an operator, secondary to construction activities .....	D
	Sale of land .....	—
	Retail trade, secondary to construction activities .....	D
	Wholesale trade, manufacturing, and transportation .....	—

**Table 8. Dollar Value of Business by Kind-of-Business Activity: 1997—Con.**

[Detail may not add to total because of rounding. Based on their primary business activity or combination of activities, establishments were classified into this specific industry. These establishments, however, may also be engaged in other kinds of business activities. For meaning of abbreviations and symbols, see introductory text. For explanation of terms, see Appendix A]

SIC code	Primary and other kind-of-business activity	Dollar value of business done (\$1,000)
<b>17</b>	<b>Special trade contractors—Con.</b>	
1741	Masonry, stone setting, & other stonework	
	<b>Total</b> .....	<b>D</b>
	<b>Building, developing, and general contracting, total</b> .....	<b>D</b>
	Building construction on land owned by others—general contractor or design-builder .....	D
	Operative builders .....	—
	Developer of own land for sale .....	—
	Construction management .....	—
	<b>Heavy construction, total</b> .....	<b>108</b>
	Highway and street general contractor .....	D
	Heavy construction, nec .....	—
	Excavation work .....	D
	<b>Special trade contractor, total</b> .....	<b>14 568</b>
	Carpentry contractor .....	138
	Concrete work .....	231
	Plastering, drywall, acoustical, and insulation work .....	D
	Electrical work .....	893
	Floor laying and floor work .....	138
	Glass and glazing contractor .....	D
	Plumbing, heating, and air-conditioning .....	621
	Masonry, stone setting, and other stone work .....	11 250
	Terrazzo, tile, marble, and mosaic work .....	133
	Painting and paper hanging .....	232
	Roofing, siding, and sheet metal work .....	312
	Structural steel erection contractor .....	271
	Developer of land owned by other .....	D
	Swimming pool contractor .....	77
	Water well drilling contractor .....	39
	Wrecking and demolition contractor, buildings, and other structures .....	39
	<b>Other construction activities, nec</b> .....	<b>545</b>
	<b>Other business activities secondary to construction activities, total</b> .....	<b>—</b>
	Architectural and engineering services .....	—
	Other business activities, secondary to construction activities, nec .....	—
	Rental of construction machinery or equipment to others, without an operator, secondary to construction activities .....	—
	Sale of land .....	—
	Retail trade, secondary to construction activities .....	—
	Wholesale trade, manufacturing, and transportation .....	—
1742	Plastering, drywall, acoustical, & insulation work	
	<b>Total</b> .....	<b>D</b>
	<b>Building, developing, and general contracting, total</b> .....	<b>3 450</b>
	Building construction on land owned by others—general contractor or design-builder .....	D
	Operative builders .....	—
	Developer of own land for sale .....	D
	Construction management .....	—
	<b>Heavy construction, total</b> .....	<b>1 961</b>
	Highway and street general contractor .....	570
	Heavy construction, nec .....	D
	Excavation work .....	D
	<b>Special trade contractor, total</b> .....	<b>69 163</b>
	Carpentry contractor .....	1 450
	Concrete work .....	1 513
	Plastering, drywall, acoustical, and insulation work .....	46 098
	Electrical work .....	5 356
	Floor laying and floor work .....	2 605
	Glass and glazing contractor .....	505
	Plumbing, heating, and air-conditioning .....	4 115
	Masonry, stone setting, and other stone work .....	493
	Terrazzo, tile, marble, and mosaic work .....	289
	Painting and paper hanging .....	1 673
	Roofing, siding, and sheet metal work .....	1 772
	Structural steel erection contractor .....	1 942
	Developer of land owned by other .....	255
	Swimming pool contractor .....	404
	Water well drilling contractor .....	202
	Wrecking and demolition contractor, buildings, and other structures .....	491
	<b>Other construction activities, nec</b> .....	<b>2 874</b>
	<b>Other business activities secondary to construction activities, total</b> .....	<b>D</b>
	Architectural and engineering services .....	—
	Other business activities, secondary to construction activities, nec .....	D
	Rental of construction machinery or equipment to others, without an operator, secondary to construction activities .....	—
	Sale of land .....	—
	Retail trade, secondary to construction activities .....	D
	Wholesale trade, manufacturing, and transportation .....	—



**Table 8. Dollar Value of Business by Kind-of-Business Activity: 1997—Con.**

[Detail may not add to total because of rounding. Based on their primary business activity or combination of activities, establishments were classified into this specific industry. These establishments, however, may also be engaged in other kinds of business activities. For meaning of abbreviations and symbols, see introductory text. For explanation of terms, see Appendix A]

SIC code	Primary and other kind-of-business activity	Dollar value of business done (\$1,000)
<b>17</b>	<b>Special trade contractors—Con.</b>	
1743	Terrazzo, tile, marble, & mosaic work	
	<b>Total</b> .....	<b>D</b>
	<b>Building, developing, and general contracting, total</b> .....	<b>D</b>
	Building construction on land owned by others—general contractor or design-builder .....	D
	Operative builders .....	—
	Developer of own land for sale .....	—
	Construction management .....	—
	<b>Heavy construction, total</b> .....	<b>D</b>
	Highway and street general contractor .....	D
	Heavy construction, nec .....	—
	Excavation work .....	D
	<b>Special trade contractor, total</b> .....	<b>D</b>
	Carpentry contractor .....	D
	Concrete work .....	D
	Plastering, drywall, acoustical, and insulation work .....	D
	Electrical work .....	D
	Floor laying and floor work .....	D
	Glass and glazing contractor .....	D
	Plumbing, heating, and air-conditioning .....	D
	Masonry, stone setting, and other stone work .....	D
	Terrazzo, tile, marble, and mosaic work .....	4 927
	Painting and paper hanging .....	D
	Roofing, siding, and sheet metal work .....	D
	Structural steel erection contractor .....	D
	Developer of land owned by other .....	D
	Swimming pool contractor .....	D
	Water well drilling contractor .....	D
	Wrecking and demolition contractor, buildings, and other structures .....	D
	<b>Other construction activities, nec</b> .....	<b>D</b>
	<b>Other business activities secondary to construction activities, total</b> .....	<b>D</b>
	Architectural and engineering services .....	—
	Other business activities, secondary to construction activities, nec .....	D
	Rental of construction machinery or equipment to others, without an operator, secondary to construction activities .....	—
	Sale of land .....	—
	Retail trade, secondary to construction activities .....	—
	Wholesale trade, manufacturing, and transportation .....	—
1751	Carpentry work	
	<b>Total</b> .....	<b>D</b>
	<b>Building, developing, and general contracting, total</b> .....	<b>18</b>
	Building construction on land owned by others—general contractor or design-builder .....	18
	Operative builders .....	—
	Developer of own land for sale .....	—
	Construction management .....	—
	<b>Heavy construction, total</b> .....	<b>D</b>
	Highway and street general contractor .....	D
	Heavy construction, nec .....	—
	Excavation work .....	D
	<b>Special trade contractor, total</b> .....	<b>5 653</b>
	Carpentry contractor .....	3 780
	Concrete work .....	292
	Plastering, drywall, acoustical, and insulation work .....	54
	Electrical work .....	199
	Floor laying and floor work .....	603
	Glass and glazing contractor .....	24
	Plumbing, heating, and air-conditioning .....	145
	Masonry, stone setting, and other stone work .....	72
	Terrazzo, tile, marble, and mosaic work .....	58
	Painting and paper hanging .....	141
	Roofing, siding, and sheet metal work .....	43
	Structural steel erection contractor .....	78
	Developer of land owned by other .....	3
	Swimming pool contractor .....	81
	Water well drilling contractor .....	3
	Wrecking and demolition contractor, buildings, and other structures .....	77
	<b>Other construction activities, nec</b> .....	<b>D</b>
	<b>Other business activities secondary to construction activities, total</b> .....	<b>D</b>
	Architectural and engineering services .....	—
	Other business activities, secondary to construction activities, nec .....	D
	Rental of construction machinery or equipment to others, without an operator, secondary to construction activities .....	—
	Sale of land .....	—
	Retail trade, secondary to construction activities .....	—
	Wholesale trade, manufacturing, and transportation .....	—

**Table 8. Dollar Value of Business by Kind-of-Business Activity: 1997—Con.**

[Detail may not add to total because of rounding. Based on their primary business activity or combination of activities, establishments were classified into this specific industry. These establishments, however, may also be engaged in other kinds of business activities. For meaning of abbreviations and symbols, see introductory text. For explanation of terms, see Appendix A]

SIC code	Primary and other kind-of-business activity	Dollar value of business done (\$1,000)
<b>17</b>	<b>Special trade contractors—Con.</b>	
1752	Floor laying & other floor, nec	
	<b>Total</b> .....	<b>D</b>
	<b>Building, developing, and general contracting, total</b> .....	<b>D</b>
	Building construction on land owned by others—general contractor or design-builder .....	D
	Operative builders .....	—
	Developer of own land for sale .....	—
	Construction management .....	—
	<b>Heavy construction, total</b> .....	<b>D</b>
	Highway and street general contractor .....	D
	Heavy construction, nec .....	—
	Excavation work .....	D
	<b>Special trade contractor, total</b> .....	<b>9 632</b>
	Carpentry contractor .....	20
	Concrete work .....	34
	Plastering, drywall, acoustical, and insulation work .....	20
	Electrical work .....	153
	Floor laying and floor work .....	9 102
	Glass and glazing contractor .....	D
	Plumbing, heating, and air-conditioning .....	105
	Masonry, stone setting, and other stone work .....	14
	Terrazzo, tile, marble, and mosaic work .....	6
	Painting and paper hanging .....	39
	Roofing, siding, and sheet metal work .....	53
	Structural steel erection contractor .....	D
	Developer of land owned by other .....	6
	Swimming pool contractor .....	D
	Water well drilling contractor .....	D
	Wrecking and demolition contractor, buildings, and other structures .....	D
	<b>Other construction activities, nec</b> .....	<b>123</b>
	<b>Other business activities secondary to construction activities, total</b> .....	<b>—</b>
	Architectural and engineering services .....	—
	Other business activities, secondary to construction activities, nec .....	—
	Rental of construction machinery or equipment to others, without an operator, secondary to construction activities .....	—
	Sale of land .....	—
	Retail trade, secondary to construction activities .....	—
	Wholesale trade, manufacturing, and transportation .....	—
1761	Roofing, siding, & sheet metal work	
	<b>Total</b> .....	<b>43 863</b>
	<b>Building, developing, and general contracting, total</b> .....	<b>D</b>
	Building construction on land owned by others—general contractor or design-builder .....	19
	Operative builders .....	—
	Developer of own land for sale .....	—
	Construction management .....	D
	<b>Heavy construction, total</b> .....	<b>D</b>
	Highway and street general contractor .....	D
	Heavy construction, nec .....	—
	Excavation work .....	D
	<b>Special trade contractor, total</b> .....	<b>43 441</b>
	Carpentry contractor .....	292
	Concrete work .....	179
	Plastering, drywall, acoustical, and insulation work .....	132
	Electrical work .....	602
	Floor laying and floor work .....	60
	Glass and glazing contractor .....	163
	Plumbing, heating, and air-conditioning .....	353
	Masonry, stone setting, and other stone work .....	184
	Terrazzo, tile, marble, and mosaic work .....	19
	Painting and paper hanging .....	229
	Roofing, siding, and sheet metal work .....	40 862
	Structural steel erection contractor .....	138
	Developer of land owned by other .....	150
	Swimming pool contractor .....	40
	Water well drilling contractor .....	19
	Wrecking and demolition contractor, buildings, and other structures .....	19
	<b>Other construction activities, nec</b> .....	<b>284</b>
	<b>Other business activities secondary to construction activities, total</b> .....	<b>D</b>
	Architectural and engineering services .....	—
	Other business activities, secondary to construction activities, nec .....	—
	Rental of construction machinery or equipment to others, without an operator, secondary to construction activities .....	—
	Sale of land .....	D
	Retail trade, secondary to construction activities .....	D
	Wholesale trade, manufacturing, and transportation .....	—

**Table 8. Dollar Value of Business by Kind-of-Business Activity: 1997—Con.**

[Detail may not add to total because of rounding. Based on their primary business activity or combination of activities, establishments were classified into this specific industry. These establishments, however, may also be engaged in other kinds of business activities. For meaning of abbreviations and symbols, see introductory text. For explanation of terms, see Appendix A]

SIC code	Primary and other kind-of-business activity	Dollar value of business done (\$1,000)
<b>17</b>	<b>Special trade contractors—Con.</b>	
1771	Concrete work	
	<b>Total</b> .....	<b>D</b>
	<b>Building, developing, and general contracting, total</b> .....	<b>D</b>
	Building construction on land owned by others—general contractor or design-builder .....	D
	Operative builders .....	—
	Developer of own land for sale .....	—
	Construction management .....	D
	<b>Heavy construction, total</b> .....	<b>736</b>
	Highway and street general contractor .....	D
	Heavy construction, nec .....	D
	Excavation work .....	341
	<b>Special trade contractor, total</b> .....	<b>68 901</b>
	Carpentry contractor .....	1 250
	Concrete work .....	56 226
	Plastering, drywall, acoustical, and insulation work .....	267
	Electrical work .....	2 610
	Floor laying and floor work .....	797
	Glass and glazing contractor .....	358
	Plumbing, heating, and air-conditioning .....	1 282
	Masonry, stone setting, and other stone work .....	597
	Terrazzo, tile, marble, and mosaic work .....	D
	Painting and paper hanging .....	593
	Roofing, siding, and sheet metal work .....	608
	Structural steel erection contractor .....	1 360
	Developer of land owned by other .....	138
	Swimming pool contractor .....	255
	Water well drilling contractor .....	D
	Wrecking and demolition contractor, buildings, and other structures .....	141
	<b>Other construction activities, nec</b> .....	<b>1 094</b>
	<b>Other business activities secondary to construction activities, total</b> .....	<b>D</b>
	Architectural and engineering services .....	—
	Other business activities, secondary to construction activities, nec .....	—
	Rental of construction machinery or equipment to others, without an operator, secondary to construction activities .....	D
	Sale of land .....	—
	Retail trade, secondary to construction activities .....	—
	Wholesale trade, manufacturing, and transportation .....	—
1781	Water well drilling	
	<b>Total</b> .....	<b>D</b>
	<b>Building, developing, and general contracting, total</b> .....	<b>—</b>
	Building construction on land owned by others—general contractor or design-builder .....	—
	Operative builders .....	—
	Developer of own land for sale .....	—
	Construction management .....	—
	<b>Heavy construction, total</b> .....	<b>—</b>
	Highway and street general contractor .....	—
	Heavy construction, nec .....	—
	Excavation work .....	—
	<b>Special trade contractor, total</b> .....	<b>D</b>
	Carpentry contractor .....	—
	Concrete work .....	—
	Plastering, drywall, acoustical, and insulation work .....	—
	Electrical work .....	—
	Floor laying and floor work .....	—
	Glass and glazing contractor .....	—
	Plumbing, heating, and air-conditioning .....	—
	Masonry, stone setting, and other stone work .....	—
	Terrazzo, tile, marble, and mosaic work .....	—
	Painting and paper hanging .....	—
	Roofing, siding, and sheet metal work .....	—
	Structural steel erection contractor .....	—
	Developer of land owned by other .....	—
	Swimming pool contractor .....	—
	Water well drilling contractor .....	D
	Wrecking and demolition contractor, buildings, and other structures .....	—
	<b>Other construction activities, nec</b> .....	<b>—</b>
	<b>Other business activities secondary to construction activities, total</b> .....	<b>—</b>
	Architectural and engineering services .....	—
	Other business activities, secondary to construction activities, nec .....	—
	Rental of construction machinery or equipment to others, without an operator, secondary to construction activities .....	—
	Sale of land .....	—
	Retail trade, secondary to construction activities .....	—
	Wholesale trade, manufacturing, and transportation .....	—

**Table 8. Dollar Value of Business by Kind-of-Business Activity: 1997—Con.**

[Detail may not add to total because of rounding. Based on their primary business activity or combination of activities, establishments were classified into this specific industry. These establishments, however, may also be engaged in other kinds of business activities. For meaning of abbreviations and symbols, see introductory text. For explanation of terms, see Appendix A]

SIC code	Primary and other kind-of-business activity	Dollar value of business done (\$1,000)
<b>17</b>	<b>Special trade contractors—Con.</b>	
1791	Structural steel erection	
	<b>Total</b> .....	<b>D</b>
	<b>Building, developing, and general contracting, total</b> .....	<b>1 183</b>
	Building construction on land owned by others—general contractor or design-builder .....	1 183
	Operative builders .....	—
	Developer of own land for sale .....	—
	Construction management .....	—
	<b>Heavy construction, total</b> .....	<b>426</b>
	Highway and street general contractor .....	D
	Heavy construction, nec .....	—
	Excavation work .....	D
	<b>Special trade contractor, total</b> .....	<b>57 883</b>
	Carpentry contractor .....	644
	Concrete work .....	1 571
	Plastering, drywall, acoustical, and insulation work .....	644
	Electrical work .....	4 945
	Floor laying and floor work .....	650
	Glass and glazing contractor .....	213
	Plumbing, heating, and air-conditioning .....	3 436
	Masonry, stone setting, and other stone work .....	482
	Terrazzo, tile, marble, and mosaic work .....	213
	Painting and paper hanging .....	1 294
	Roofing, siding, and sheet metal work .....	1 932
	Structural steel erection contractor .....	40 565
	Developer of land owned by other .....	439
	Swimming pool contractor .....	429
	Water well drilling contractor .....	213
	Wrecking and demolition contractor, buildings, and other structures .....	213
	<b>Other construction activities, nec</b> .....	<b>3 704</b>
	<b>Other business activities secondary to construction activities, total</b> .....	<b>D</b>
	Architectural and engineering services .....	—
	Other business activities, secondary to construction activities, nec .....	—
	Rental of construction machinery or equipment to others, without an operator, secondary to construction activities .....	—
	Sale of land .....	—
	Retail trade, secondary to construction activities .....	D
	Wholesale trade, manufacturing, and transportation .....	—
1793	Glass & glazing work	
	<b>Total</b> .....	<b>D</b>
	<b>Building, developing, and general contracting, total</b> .....	<b>273</b>
	Building construction on land owned by others—general contractor or design-builder .....	D
	Operative builders .....	D
	Developer of own land for sale .....	—
	Construction management .....	—
	<b>Heavy construction, total</b> .....	<b>D</b>
	Highway and street general contractor .....	D
	Heavy construction, nec .....	—
	Excavation work .....	D
	<b>Special trade contractor, total</b> .....	<b>D</b>
	Carpentry contractor .....	15
	Concrete work .....	D
	Plastering, drywall, acoustical, and insulation work .....	D
	Electrical work .....	D
	Floor laying and floor work .....	D
	Glass and glazing contractor .....	3 523
	Plumbing, heating, and air-conditioning .....	D
	Masonry, stone setting, and other stone work .....	D
	Terrazzo, tile, marble, and mosaic work .....	D
	Painting and paper hanging .....	D
	Roofing, siding, and sheet metal work .....	D
	Structural steel erection contractor .....	D
	Developer of land owned by other .....	D
	Swimming pool contractor .....	D
	Water well drilling contractor .....	D
	Wrecking and demolition contractor, buildings, and other structures .....	D
	<b>Other construction activities, nec</b> .....	<b>D</b>
	<b>Other business activities secondary to construction activities, total</b> .....	<b>—</b>
	Architectural and engineering services .....	—
	Other business activities, secondary to construction activities, nec .....	—
	Rental of construction machinery or equipment to others, without an operator, secondary to construction activities .....	—
	Sale of land .....	—
	Retail trade, secondary to construction activities .....	—
	Wholesale trade, manufacturing, and transportation .....	—

**Table 8. Dollar Value of Business by Kind-of-Business Activity: 1997—Con.**

[Detail may not add to total because of rounding. Based on their primary business activity or combination of activities, establishments were classified into this specific industry. These establishments, however, may also be engaged in other kinds of business activities. For meaning of abbreviations and symbols, see introductory text. For explanation of terms, see Appendix A]

SIC code	Primary and other kind-of-business activity	Dollar value of business done (\$1,000)
<b>17</b>	<b>Special trade contractors—Con.</b>	
1794	Excavation work	
	<b>Total</b> .....	<b>D</b>
	<b>Building, developing, and general contracting, total</b> .....	<b>D</b>
	Building construction on land owned by others—general contractor or design-builder .....	D
	Operative builders .....	—
	Developer of own land for sale .....	—
	Construction management .....	—
	<b>Heavy construction, total</b> .....	<b>28 399</b>
	Highway and street general contractor .....	D
	Heavy construction, nec .....	D
	Excavation work .....	D
	<b>Special trade contractor, total</b> .....	<b>3 906</b>
	Carpentry contractor .....	D
	Concrete work .....	D
	Plastering, drywall, acoustical, and insulation work .....	D
	Electrical work .....	D
	Floor laying and floor work .....	D
	Glass and glazing contractor .....	D
	Plumbing, heating, and air-conditioning .....	D
	Masonry, stone setting, and other stone work .....	D
	Terrazzo, tile, marble, and mosaic work .....	D
	Painting and paper hanging .....	D
	Roofing, siding, and sheet metal work .....	D
	Structural steel erection contractor .....	D
	Developer of land owned by other .....	D
	Swimming pool contractor .....	D
	Water well drilling contractor .....	D
	Wrecking and demolition contractor, buildings, and other structures .....	D
	<b>Other construction activities, nec</b> .....	<b>D</b>
	<b>Other business activities secondary to construction activities, total</b> .....	<b>—</b>
	Architectural and engineering services .....	—
	Other business activities, secondary to construction activities, nec .....	—
	Rental of construction machinery or equipment to others, without an operator, secondary to construction activities .....	—
	Sale of land .....	—
	Retail trade, secondary to construction activities .....	—
	Wholesale trade, manufacturing, and transportation .....	—
1795	Wrecking & demolition work	
	<b>Total</b> .....	<b>6 183</b>
	<b>Building, developing, and general contracting, total</b> .....	<b>D</b>
	Building construction on land owned by others—general contractor or design-builder .....	D
	Operative builders .....	—
	Developer of own land for sale .....	—
	Construction management .....	—
	<b>Heavy construction, total</b> .....	<b>D</b>
	Highway and street general contractor .....	D
	Heavy construction, nec .....	D
	Excavation work .....	D
	<b>Special trade contractor, total</b> .....	<b>5 280</b>
	Carpentry contractor .....	D
	Concrete work .....	D
	Plastering, drywall, acoustical, and insulation work .....	D
	Electrical work .....	D
	Floor laying and floor work .....	D
	Glass and glazing contractor .....	D
	Plumbing, heating, and air-conditioning .....	D
	Masonry, stone setting, and other stone work .....	D
	Terrazzo, tile, marble, and mosaic work .....	D
	Painting and paper hanging .....	D
	Roofing, siding, and sheet metal work .....	D
	Structural steel erection contractor .....	D
	Developer of land owned by other .....	D
	Swimming pool contractor .....	D
	Water well drilling contractor .....	D
	Wrecking and demolition contractor, buildings, and other structures .....	4 577
	<b>Other construction activities, nec</b> .....	<b>D</b>
	<b>Other business activities secondary to construction activities, total</b> .....	<b>D</b>
	Architectural and engineering services .....	—
	Other business activities, secondary to construction activities, nec .....	—
	Rental of construction machinery or equipment to others, without an operator, secondary to construction activities .....	D
	Sale of land .....	—
	Retail trade, secondary to construction activities .....	—
	Wholesale trade, manufacturing, and transportation .....	—

**Table 8. Dollar Value of Business by Kind-of-Business Activity: 1997—Con.**

[Detail may not add to total because of rounding. Based on their primary business activity or combination of activities, establishments were classified into this specific industry. These establishments, however, may also be engaged in other kinds of business activities. For meaning of abbreviations and symbols, see introductory text. For explanation of terms, see Appendix A]

SIC code	Primary and other kind-of-business activity	Dollar value of business done (\$1,000)
<b>17</b>	<b>Special trade contractors—Con.</b>	
1796	Installation or erection of building equipment, nec	
	<b>Total</b> .....	<b>D</b>
	<b>Building, developing, and general contracting, total</b> .....	<b>D</b>
	Building construction on land owned by others—general contractor or design-builder .....	D
	Operative builders .....	—
	Developer of own land for sale .....	—
	Construction management .....	—
	<b>Heavy construction, total</b> .....	<b>D</b>
	Highway and street general contractor .....	D
	Heavy construction, nec .....	—
	Excavation work .....	D
	<b>Special trade contractor, total</b> .....	<b>42 244</b>
	Carpentry contractor .....	148
	Concrete work .....	207
	Plastering, drywall, acoustical, and insulation work .....	D
	Electrical work .....	766
	Floor laying and floor work .....	509
	Glass and glazing contractor .....	D
	Plumbing, heating, and air-conditioning .....	591
	Masonry, stone setting, and other stone work .....	89
	Terrazzo, tile, marble, and mosaic work .....	D
	Painting and paper hanging .....	206
	Roofing, siding, and sheet metal work .....	D
	Structural steel erection contractor .....	39 189
	Developer of land owned by other .....	D
	Swimming pool contractor .....	D
	Water well drilling contractor .....	D
	Wrecking and demolition contractor, buildings, and other structures .....	D
	<b>Other construction activities, nec</b> .....	<b>D</b>
	<b>Other business activities secondary to construction activities, total</b> .....	<b>D</b>
	Architectural and engineering services .....	D
	Other business activities, secondary to construction activities, nec .....	D
	Rental of construction machinery or equipment to others, without an operator, secondary to construction activities .....	—
	Sale of land .....	—
	Retail trade, secondary to construction activities .....	—
	Wholesale trade, manufacturing, and transportation .....	—
1799	Special trade contractors, nec	
	<b>Total</b> .....	<b>27 586</b>
	<b>Building, developing, and general contracting, total</b> .....	<b>39</b>
	Building construction on land owned by others—general contractor or design-builder .....	39
	Operative builders .....	—
	Developer of own land for sale .....	—
	Construction management .....	—
	<b>Heavy construction, total</b> .....	<b>78</b>
	Highway and street general contractor .....	D
	Heavy construction, nec .....	—
	Excavation work .....	D
	<b>Special trade contractor, total</b> .....	<b>11 217</b>
	Carpentry contractor .....	169
	Concrete work .....	195
	Plastering, drywall, acoustical, and insulation work .....	119
	Electrical work .....	1 102
	Floor laying and floor work .....	224
	Glass and glazing contractor .....	139
	Plumbing, heating, and air-conditioning .....	723
	Masonry, stone setting, and other stone work .....	74
	Terrazzo, tile, marble, and mosaic work .....	39
	Painting and paper hanging .....	290
	Roofing, siding, and sheet metal work .....	315
	Structural steel erection contractor .....	288
	Developer of land owned by other .....	39
	Swimming pool contractor .....	7 304
	Water well drilling contractor .....	39
	Wrecking and demolition contractor, buildings, and other structures .....	158
	<b>Other construction activities, nec</b> .....	<b>15 788</b>
	<b>Other business activities secondary to construction activities, total</b> .....	<b>475</b>
	Architectural and engineering services .....	—
	Other business activities, secondary to construction activities, nec .....	475
	Rental of construction machinery or equipment to others, without an operator, secondary to construction activities .....	—
	Sale of land .....	—
	Retail trade, secondary to construction activities .....	—
	Wholesale trade, manufacturing, and transportation .....	—

**Table 8. Dollar Value of Business by Kind-of-Business Activity: 1997—Con.**

[Detail may not add to total because of rounding. Based on their primary business activity or combination of activities, establishments were classified into this specific industry. These establishments, however, may also be engaged in other kinds of business activities. For meaning of abbreviations and symbols, see introductory text. For explanation of terms, see Appendix A]

SIC code	Primary and other kind-of-business activity	Dollar value of business done (\$1,000)
<b>6552</b>	<b>Subdividers and developers, nec (ex cemeteries)</b>	
	<b>Total</b> .....	<b>D</b>
	<b>Building, developing, and general contracting, total</b> .....	<b>111 210</b>
	Building construction on land owned by others—general contractor or design-builder .....	—
	Operative builders .....	D
	Developer of own land for sale .....	110 603
	Construction management .....	D
	<b>Heavy construction, total</b> .....	<b>D</b>
	Highway and street general contractor .....	D
	Heavy construction, nec .....	D
	Excavation work .....	—
	<b>Special trade contractor, total</b> .....	<b>D</b>
	Carpentry contractor .....	—
	Concrete work .....	—
	Plastering, drywall, acoustical, and insulation work .....	—
	Electrical work .....	—
	Floor laying and floor work .....	—
	Glass and glazing contractor .....	—
	Plumbing, heating, and air-conditioning .....	—
	Masonry, stone setting, and other stone work .....	—
	Terrazzo, tile, marble, and mosaic work .....	D
	Painting and paper hanging .....	—
	Roofing, siding, and sheet metal work .....	—
	Structural steel erection contractor .....	—
	Developer of land owned by other .....	—
	Swimming pool contractor .....	—
	Water well drilling contractor .....	—
	Wrecking and demolition contractor, buildings, and other structures .....	—
	<b>Other construction activities, nec</b> .....	<b>—</b>
	<b>Other business activities secondary to construction activities, total</b> .....	<b>D</b>
	Architectural and engineering services .....	—
	Other business activities, secondary to construction activities, nec .....	1 541
	Rental of construction machinery or equipment to others, without an operator, secondary to construction activities .....	—
	Sale of land .....	D
	Retail trade, secondary to construction activities .....	D
	Wholesale trade, manufacturing, and transportation .....	—

**Table 1. Detailed Statistics for Establishments by Municipios: 1997**

[Detail may not add to total because of rounding. For meaning of abbreviations and symbols, see introductory text. For explanation of terms, see Appendix A]

Geographic area	Establishments (number)	Proprietors and partners (number)	Unpaid family workers (number)	Paid employees						Other employees, March (number)
				All employees+ (number)	Construction workers					
					Average (number)	March (number)	May (number)	August (number)	November (number)	
<b>Puerto Rico</b> .....	<b>1 957</b>	<b>1 020</b>	<b>136</b>	<b>57 123</b>	<b>51 198</b>	<b>50 022</b>	<b>50 918</b>	<b>51 145</b>	<b>51 929</b>	<b>5 925</b>
Adjuntas .....	5	3	-	88	65	56	68	67	67	23
Aguada .....	29	25	4	426	384	341	359	434	394	42
Aguadilla .....	21	14	1	289	259	266	255	248	266	30
Aguas Buenas .....	7	2	1	56	53	44	58	58	47	3
Aibonito .....	8	4	1	102	91	92	91	89	85	11
Añasco .....	14	11	-	280	253	252	251	247	254	27
Arecibo .....	28	21	1	303	276	303	193	298	306	27
Arroyo .....	5	4	-	41	37	34	46	31	31	4
Barceloneta .....	16	5	1	498	443	405	423	481	459	55
Barranquitas .....	27	D	D	e	D	D	D	D	D	D
Bayamón .....	127	59	7	2 290	1 996	1 927	1 938	1 991	2 077	294
Cabo Rojo .....	17	12	2	286	278	255	271	293	285	8
Caguas .....	76	36	7	1 297	1 095	1 064	1 118	1 140	1 033	202
Camuy .....	16	17	2	296	277	285	282	271	260	19
Canóvanas .....	9	5	-	80	72	79	63	57	82	8
Carolina .....	96	28	5	2 042	1 748	1 796	1 749	1 690	1 711	294
Cataño .....	14	5	-	412	383	424	409	343	353	29
Cayey .....	15	10	1	85	76	58	73	83	80	9
Ceiba .....	3	3	-	7	6	8	5	5	4	1
Ciales .....	10	7	1	86	81	87	85	71	80	5
Cidra .....	15	10	1	119	93	99	96	88	85	26
Coamo .....	14	8	2	248	200	223	199	184	191	48
Comerio .....	5	1	1	31	27	19	29	30	28	4
Corozal .....	14	10	-	79	70	71	73	64	72	9
Culebra .....	1	D	-	a	D	D	D	D	D	D
Dorado .....	12	9	-	245	235	214	232	239	245	10
Fajardo .....	14	5	-	369	336	284	338	374	343	33
Florida .....	3	D	-	b	D	D	D	D	D	-
Guánica .....	7	4	1	171	156	144	157	166	155	15
Guayama .....	16	10	-	212	188	199	189	162	198	24
Guayanilla .....	2	D	D	b	D	D	D	D	D	D
Guaynabo .....	120	49	3	8 811	7 424	7 384	7 354	7 323	7 593	1 387
Gurabo .....	11	6	-	297	260	245	279	237	268	37
Hatillo .....	14	7	-	240	209	215	202	205	210	31
Hormigueros .....	7	6	-	543	488	434	477	497	537	55
Humacao .....	27	18	3	389	362	326	366	382	377	27
Isabela .....	14	7	-	108	93	100	76	97	98	15
Jayuya .....	8	D	D	c	D	D	D	D	D	D
Juana Díaz .....	17	10	1	127	114	117	114	113	109	13
Juncos .....	13	9	-	361	340	369	351	318	321	21
Lajas .....	13	12	1	695	664	593	652	694	705	31
Lares .....	9	6	2	90	87	87	86	75	96	3
Las Marías .....	6	3	1	57	50	47	48	53	47	7
Las Piedras .....	21	12	1	969	865	871	875	853	854	104
Loíza .....	3	D	-	b	D	D	D	D	D	D
Luquillo .....	4	5	-	31	31	14	18	51	40	-
Manatí .....	14	6	2	280	260	245	259	249	275	20
Maricao .....	3	10	-	13	12	13	14	7	13	1
Maunabo .....	2	D	-	a	D	D	D	D	D	-
Mayagüez .....	68	45	8	2 491	2 307	2 097	2 318	2 421	2 354	184
Moca .....	34	31	18	429	406	410	390	406	408	23
Morovis .....	10	-	-	112	102	95	103	108	98	10
Naguabo .....	22	14	2	572	531	529	535	540	515	41
Naranjito .....	21	18	2	600	557	552	591	544	525	43
Orocovis .....	10	8	1	73	66	59	75	57	69	7
Patillas .....	6	3	-	75	69	86	64	55	68	6
Peñuelas .....	10	4	-	871	836	771	781	851	930	35
Ponce .....	96	43	5	3 591	3 282	3 346	3 445	3 199	3 095	309
Quebradillas .....	9	7	-	153	143	155	156	131	127	10
Rincón .....	7	5	-	23	19	12	24	24	13	4
Río Grande .....	9	3	-	40	32	28	29	34	33	8
Sabana Grande .....	7	4	5	83	72	72	75	70	71	11
Salinas .....	3	D	D	b	D	D	D	D	D	D
San Germán .....	15	11	1	414	366	348	352	371	384	48
San Juan .....	472	184	17	18 517	16 896	16 238	16 640	17 010	17 506	1 621
San Lorenzo .....	11	9	-	220	197	215	177	180	211	23
San Sebastián .....	25	19	2	227	204	208	213	191	189	23
Santa Isabel .....	5	4	1	258	245	219	226	247	291	13
Toa Alta .....	12	5	3	55	49	49	47	49	43	6
Toa Baja .....	40	21	-	1 124	1 027	1 047	1 017	1 025	1 010	97
Trujillo Alto .....	38	14	1	1 766	1 556	1 624	1 642	1 563	1 381	210
Utua .....	3	2	-	15	13	11	12	13	15	2
Vega Alta .....	9	3	-	214	199	187	184	218	202	15
Vega Baja .....	26	6	-	672	598	601	622	554	614	74
Vieques .....	3	D	D	b	D	D	D	D	D	D
Villalba .....	12	D	D	b	D	D	D	D	D	D
Yabucoa .....	8	5	-	146	134	131	143	126	131	12
Yauco .....	14	12	2	141	133	125	133	134	138	8



**Table 1. Detailed Statistics for Establishments by Municipios: 1997—Con.**

[Detail may not add to total because of rounding. For meaning of abbreviations and symbols, see introductory text. For explanation of terms, see Appendix A]

Geographic area	Hours worked by construction workers					Payroll			First-quarter payroll, all employees (\$1,000)
	Total (number)	January through March (number)	April through June (number)	July through September (number)	October through December (number)	All employees (\$1,000)	Construction workers (\$1,000)	Other employees (\$1,000)	
<b>Puerto Rico</b> .....	<b>84 033 332</b>	<b>19 164 207</b>	<b>21 589 286</b>	<b>21 627 682</b>	<b>21 652 157</b>	<b>697 211</b>	<b>579 619</b>	<b>117 592</b>	<b>156 778</b>
Adjuntas .....	111 654	27 374	28 763	28 445	27 072	632	531	101	196
Aguada .....	574 929	113 342	140 919	166 397	154 271	3 542	3 258	284	653
Aguadilla .....	474 476	117 767	119 908	119 041	117 760	5 194	1 987	3 207	1 109
Aguas Buenas .....	79 250	17 028	21 164	23 438	17 620	753	641	112	100
Aibonito .....	131 791	28 618	27 169	37 678	38 326	963	809	154	196
Añasco .....	427 657	96 020	116 756	113 532	101 349	2 833	2 481	352	656
Arecibo .....	427 442	113 407	77 432	116 952	119 651	4 050	3 346	704	782
Arroyo .....	37 660	9 810	12 856	7 805	7 189	248	194	54	80
Barceloneta .....	762 957	176 704	187 476	203 922	194 855	6 049	4 634	1 415	1 324
Barranquitas .....	D	D	D	D	D	D	D	D	D
Bayamón .....	3 204 493	713 518	770 359	810 212	910 404	24 607	19 604	5 003	5 542
Cabo Rojo .....	459 046	100 111	116 301	125 890	116 744	3 761	3 187	574	892
Caguas .....	1 643 360	381 063	432 301	440 607	389 389	13 457	11 080	2 377	3 264
Camuy .....	353 913	99 871	89 191	86 011	78 840	2 140	1 642	498	604
Canóvanas .....	127 170	24 851	32 042	27 874	42 403	733	616	117	134
Carolina .....	3 028 204	702 399	799 603	759 242	766 960	24 192	19 099	5 093	5 996
Cataño .....	401 467	87 975	105 739	103 137	104 616	5 554	4 727	827	1 224
Cayey .....	127 178	26 945	32 567	33 984	33 682	778	685	93	144
Ceiba .....	8 137	2 962	1 926	1 926	1 923	79	65	14	29
Ciales .....	135 555	33 127	37 947	29 634	34 847	705	674	31	171
Cidra .....	148 056	39 322	38 092	35 834	34 808	903	758	145	246
Coamo .....	306 639	74 944	83 378	74 910	73 407	2 402	1 916	486	615
Comerio .....	46 492	7 447	13 280	13 587	12 178	283	233	50	47
Corozal .....	129 390	33 097	33 482	29 693	33 118	722	666	56	195
Culebra .....	D	D	D	D	D	D	D	D	D
Dorado .....	436 498	94 360	109 406	111 116	121 616	2 975	2 745	230	646
Fajardo .....	599 571	116 196	156 469	183 890	143 016	4 439	3 769	670	823
Florida .....	D	D	D	D	D	D	D	D	D
Guánica .....	238 270	50 668	64 980	64 494	58 128	2 232	1 626	606	522
Guayama .....	273 014	64 923	73 690	65 972	68 429	1 600	1 296	304	366
Guayanilla .....	D	D	D	D	D	D	D	D	D
Guaynabo .....	12 988 966	2 928 606	3 418 437	3 264 112	3 377 811	131 001	110 900	20 101	30 881
Gurabo .....	368 157	89 482	100 965	87 006	90 704	3 009	2 769	240	704
Hatillo .....	327 724	83 729	82 570	80 133	81 292	2 592	2 144	448	589
Hormigueros .....	790 152	171 415	197 777	204 044	216 916	4 689	4 072	617	992
Humacao .....	496 684	109 404	137 559	129 708	120 013	4 299	3 850	449	941
Isabela .....	137 938	35 030	30 896	34 256	37 756	939	783	156	191
Jayuya .....	D	D	D	D	D	D	D	D	D
Juana Díaz .....	185 981	38 038	48 860	52 079	47 004	1 126	1 001	125	245
Juncos .....	571 481	144 333	146 252	136 743	144 153	2 854	2 515	339	816
Lajas .....	1 286 098	258 057	326 515	342 699	358 827	7 881	7 034	847	1 538
Lares .....	130 012	30 869	32 100	29 971	37 072	614	561	53	144
Las Marías .....	76 251	16 694	20 921	20 905	17 731	636	526	110	121
Las Piedras .....	1 673 091	415 019	426 919	417 455	413 698	10 791	9 863	928	2 669
Loíza .....	D	D	D	D	D	D	D	D	D
Luquillo .....	53 668	4 506	12 652	20 570	15 940	285	246	39	51
Manatí .....	423 837	107 145	105 656	101 105	109 931	2 595	2 146	449	608
Maricao .....	18 909	4 579	5 955	2 986	5 389	89	81	8	18
Maunabo .....	D	D	D	D	D	D	D	D	D
Mayagüez .....	3 455 791	742 454	887 783	940 391	885 163	25 567	21 577	3 990	5 553
Moca .....	641 750	157 136	167 605	156 175	160 834	3 966	3 023	943	899
Morovis .....	194 012	47 387	48 821	48 702	49 102	1 201	1 028	173	254
Naguabo .....	701 327	167 729	178 812	184 921	169 865	3 654	3 302	352	830
Naranjito .....	894 009	218 732	245 282	215 571	214 424	5 918	5 147	771	1 430
Orocovis .....	98 631	20 492	28 182	24 533	25 424	678	646	32	162
Patillas .....	105 694	24 005	26 663	27 084	27 942	799	712	87	176
Peñuelas .....	1 679 240	384 674	400 849	420 790	472 927	13 346	11 591	1 755	2 950
Ponce .....	5 666 688	1 447 311	1 493 809	1 379 023	1 346 545	43 334	35 740	7 594	10 379
Quebradillas .....	232 816	57 189	67 075	56 960	51 592	1 448	1 342	106	328
Rincón .....	26 271	3 483	9 129	9 226	4 433	243	167	76	39
Río Grande .....	43 853	9 743	10 262	12 195	11 653	470	370	100	117
Sabana Grande .....	130 193	30 694	34 701	32 682	32 116	993	836	157	199
Salinas .....	D	D	D	D	D	D	D	D	D
San Germán .....	636 237	124 065	161 329	174 674	176 169	4 455	3 811	644	1 053
San Juan .....	27 257 992	5 965 278	6 932 967	7 167 753	7 191 994	235 522	197 329	38 193	50 504
San Lorenzo .....	346 598	96 134	77 642	78 378	94 444	2 640	2 349	291	640
San Sebastián .....	298 651	69 906	78 164	74 313	76 268	1 857	1 613	244	479
Santa Isabel .....	418 066	89 815	97 541	107 004	123 706	2 564	2 496	68	531
Toa Alta .....	76 436	20 848	19 505	20 093	15 990	479	434	45	131
Toa Baja .....	1 676 882	417 545	423 388	433 704	402 245	14 351	10 853	3 498	3 278
Trujillo Alto .....	2 653 052	698 523	712 327	682 996	559 206	25 561	18 339	7 222	5 817
Utua .....	21 464	3 208	5 743	5 750	6 763	142	116	26	20
Vega Alta .....	308 423	66 222	74 291	87 870	80 040	2 510	1 980	530	526
Vega Baja .....	837 465	188 507	219 651	204 308	224 999	6 172	5 205	967	1 258
Vieques .....	D	D	D	D	D	D	D	D	D
Villalba .....	D	D	D	D	D	D	D	D	D
Yabucoa .....	89 881	20 985	24 594	21 880	22 422	1 652	1 373	279	353
Yauco .....	231 182	49 975	60 738	60 684	59 785	1 529	1 399	130	263

**Table 1. Detailed Statistics for Establishments by Municipio: 1997—Con.**

[Detail may not add to total because of rounding. For meaning of abbreviations and symbols, see introductory text. For explanation of terms, see Appendix A]

Geographic area	Dollar value of business done			Value of construction work subcontracted in from others (\$1,000)	Net value of construction work# (\$1,000)	Value added++ (\$1,000)
	Total (\$1,000)	Value of construction work (\$1,000)	Other business and land receipts (\$1,000)			
<b>Puerto Rico</b> .....	<b>4 017 517</b>	<b>3 965 294</b>	<b>52 223</b>	<b>760 983</b>	<b>3 230 541</b>	<b>2 106 326</b>
Adjuntas.....	2 746	2 746	—	122	2 650	1 669
Aguada.....	D	21 161	D	2 685	15 751	D
Aguadilla.....	D	19 487	D	461	17 876	D
Aguas Buenas.....	D	3 925	D	1 798	3 488	D
Aibonito.....	4 974	4 974	—	710	3 865	2 204
Añasco.....	D	10 949	D	3 790	10 524	D
Arecibo.....	35 308	35 308	—	2 779	34 151	27 089
Arroyo.....	1 164	1 164	—	177	901	416
Barceloneta.....	D	20 298	D	4 350	18 466	D
Barranquitas.....	D	D	—	D	D	D
Bayamón.....	D	142 833	D	33 769	110 992	D
Cabo Rojo.....	D	14 130	D	168	11 739	D
Caguas.....	D	76 880	D	21 452	62 009	D
Camuy.....	9 325	9 325	—	1 200	7 990	3 891
Canóvanas.....	6 090	6 090	—	1 062	5 499	4 501
Carolina.....	129 316	128 708	608	35 403	93 287	53 586
Cataño.....	30 509	30 509	—	1 007	27 916	19 127
Cayey.....	4 177	4 177	—	1 155	3 613	2 229
Ceiba.....	593	593	—	67	589	407
Ciales.....	4 712	4 712	—	127	4 554	3 152
Cidra.....	4 228	4 228	—	1 014	3 669	2 134
Coamo.....	D	10 092	D	430	9 141	D
Comerio.....	D	1 672	D	75	1 530	D
Corozal.....	4 888	4 888	—	430	3 905	2 345
Culebra.....	D	D	—	D	D	D
Dorado.....	D	22 909	D	798	20 829	D
Fajardo.....	25 295	25 295	—	2 260	21 332	10 676
Florida.....	D	D	—	—	D	D
Guánica.....	7 247	7 247	—	251	6 313	1 490
Guayama.....	D	13 814	D	49	10 369	D
Guayanilla.....	D	D	—	—	D	D
Guaynabo.....	712 712	704 653	8 059	115 318	565 233	392 176
Gurabo.....	D	14 938	D	8 247	14 168	D
Hatillo.....	10 239	10 239	—	2 719	8 368	5 079
Hormigueros.....	D	18 427	D	5 216	16 713	D
Humacao.....	D	19 964	D	3 546	17 177	D
Isabela.....	5 308	5 308	—	1 355	4 683	2 922
Jayuya.....	D	D	D	D	D	D
Juana Díaz.....	D	10 276	D	963	9 475	D
Juncos.....	13 790	13 790	—	816	11 714	5 435
Lajas.....	32 006	32 006	—	884	22 078	14 042
Lares.....	D	2 317	D	89	2 108	D
Las Marías.....	3 557	3 557	—	1 983	3 144	1 829
Las Piedras.....	D	94 810	D	12 397	72 979	D
Loíza.....	D	D	—	D	D	D
Luquillo.....	D	1 920	D	—	1 391	D
Manatí.....	D	9 701	D	601	8 391	D
Maricao.....	562	562	—	192	436	243
Maunabo.....	D	D	—	—	D	D
Mayagüez.....	139 693	139 386	307	11 915	109 023	67 833
Moca.....	D	17 240	D	3 259	14 517	D
Morovis.....	10 497	10 497	—	140	9 981	8 622
Naguabo.....	22 265	22 265	—	11 253	20 011	12 017
Naranjito.....	D	32 114	D	1 282	29 370	D
Orocovis.....	4 147	4 147	—	657	4 000	3 124
Patillas.....	4 956	4 956	—	1 739	4 028	2 443
Peñuelas.....	D	26 236	D	1 126	22 364	D
Ponce.....	233 545	232 278	1 267	20 556	209 367	133 932
Quebradillas.....	8 098	8 098	—	1 615	6 923	3 676
Rincón.....	D	2 107	D	216	1 247	D
Río Grande.....	D	2 545	D	1 490	2 195	D
Sabana Grande.....	5 375	5 375	—	2 773	4 450	2 482
Salinas.....	D	D	—	—	D	D
San Germán.....	15 342	15 342	—	7 130	13 312	8 433
San Juan.....	1 520 770	1 497 328	23 442	369 630	1 198 451	807 288
San Lorenzo.....	15 147	15 147	—	1 419	13 695	7 349
San Sebastián.....	D	9 660	D	4 157	8 400	D
Santa Isabel.....	D	14 677	D	739	13 003	D
Toa Alta.....	2 462	2 462	—	146	2 122	1 197
Toa Baja.....	D	95 313	D	21 512	77 798	D
Trujillo Alto.....	D	128 964	D	10 017	106 650	D
Utua.....	550	550	—	—	491	274
Vega Alta.....	D	12 213	D	1 659	10 088	D
Vega Baja.....	D	31 747	D	5 530	22 631	D
Vieques.....	D	D	D	—	D	D
Villalba.....	D	D	D	D	D	D
Yabucoa.....	8 847	8 847	—	750	7 163	3 657
Yauco.....	10 814	10 814	—	61	8 879	6 212

**Table 1. Detailed Statistics for Establishments by Municipios: 1997—Con.**

[Detail may not add to total because of rounding. For meaning of abbreviations and symbols, see introductory text. For explanation of terms, see Appendix A]

Geographic area	Payments for materials and services used							
	Total (\$1,000)	Materials, components, and supplies (\$1,000)	Construction work subcontracted to others (\$1,000)	Rental of machinery, equipment, and structures (\$1,000)	Communication and repairs to machinery, equipment, buildings, and other structures (\$1,000)	Electricity (\$1,000)	Gasoline, diesel fuel, and gasohol (\$1,000)	Other fuels for heat or power such as natural gas, and lubricants, oils, and greases (\$1,000)
<b>Puerto Rico</b> .....	<b>2 033 978</b>	<b>1 082 899</b>	<b>734 753</b>	<b>90 261</b>	<b>33 209</b>	<b>30 790</b>	<b>58 159</b>	<b>3 907</b>
Adjuntas.....	1 109	895	96	6	26	53	33	—
Aguada.....	13 372	6 766	5 410	418	208	295	197	78
Aguadilla.....	5 487	3 398	1 611	121	50	125	180	2
Aguas Buenas.....	2 088	1 078	437	183	143	102	134	11
Aibonito.....	2 979	1 572	1 109	186	23	30	59	—
Añasco.....	4 011	2 743	425	221	178	47	183	214
Arecibo.....	8 307	6 745	1 157	71	17	155	162	—
Arroyo.....	753	453	263	4	1	17	15	—
Barceloneta.....	9 102	6 494	1 832	247	163	96	269	1
Barranquitas.....	D	D	D	D	D	D	D	D
Bayamón.....	78 548	40 472	31 841	2 640	518	1 049	1 909	119
Cabo Rojo.....	6 396	3 488	2 391	72	188	63	193	1
Caguas.....	43 225	24 072	14 871	889	617	861	1 796	119
Camuy.....	5 561	3 864	1 335	76	51	64	163	8
Canóvanas.....	1 724	849	591	9	126	48	101	—
Carolina.....	79 640	38 509	35 421	2 031	1 881	792	919	87
Cataño.....	11 820	8 108	2 593	200	244	221	454	—
Cayey.....	2 031	1 226	564	76	12	73	80	—
Ceiba.....	1 190	174	4	—	4	3	5	—
Ciales.....	1 713	1 318	158	79	74	17	67	—
Cidra.....	2 182	1 409	559	77	11	43	82	1
Coamo.....	6 153	4 910	951	89	18	65	119	1
Comerio.....	954	692	142	47	19	19	35	—
Corozal.....	2 659	1 441	983	83	33	50	65	4
Culebra.....	D	D	D	—	—	D	D	—
Dorado.....	9 001	6 161	2 080	147	12	203	398	—
Fajardo.....	15 107	10 372	3 963	387	115	88	171	11
Florida.....	D	D	D	—	—	D	D	—
Guánica.....	5 815	4 426	934	26	32	254	143	—
Guayama.....	6 669	2 431	3 445	116	268	56	197	156
Guayanilla.....	D	D	—	D	—	D	D	—
Guaynabo.....	356 305	166 845	139 420	33 866	1 960	4 898	9 268	48
Gurabo.....	8 912	6 234	770	1 219	294	58	284	53
Hatillo.....	5 303	2 952	1 871	98	45	127	199	11
Hormigueros.....	7 303	4 278	1 714	201	102	845	163	—
Humacao.....	10 835	7 147	2 787	297	32	260	311	1
Isabela.....	2 471	1 619	625	42	43	68	72	2
Jayuya.....	D	D	D	D	D	D	D	D
Juana Díaz.....	3 185	2 107	801	75	36	57	100	9
Juncos.....	8 793	5 917	2 076	311	127	240	120	2
Lajas.....	18 371	7 708	9 928	251	156	190	138	—
Lares.....	1 325	1 006	209	23	26	33	27	1
Las Marías.....	1 743	1 198	413	15	—	53	64	—
Las Piedras.....	69 798	27 855	21 831	16 099	3 001	234	728	50
Loíza.....	D	D	D	D	D	D	D	—
Luquillo.....	1 082	485	529	17	10	7	34	—
Manatí.....	4 955	3 056	1 310	156	22	78	329	4
Maricao.....	359	155	126	17	23	9	20	9
Maunabo.....	D	D	D	—	—	D	—	—
Mayagüez.....	76 340	35 045	30 363	1 504	2 976	998	3 862	1 592
Moca.....	7 754	3 957	2 723	134	56	450	431	3
Morovis.....	1 981	1 199	516	89	28	84	64	1
Naguabo.....	10 480	7 555	2 254	108	124	140	280	19
Naranjito.....	14 121	9 770	2 744	469	162	238	714	24
Orocovis.....	1 221	753	147	166	32	25	98	—
Patillas.....	2 588	1 469	928	74	1	77	39	—
Peñuelas.....	11 574	6 848	3 872	234	248	108	257	7
Ponce.....	104 842	73 453	22 911	3 432	1 808	1 139	2 017	82
Quebradillas.....	4 449	3 098	1 175	22	5	58	89	2
Rincón.....	1 649	601	860	57	93	13	25	—
Río Grande.....	1 143	697	350	29	18	15	34	—
Sabana Grande.....	2 937	1 825	925	43	1	51	92	—
Salinas.....	D	D	D	—	—	D	D	—
San Germán.....	7 431	4 516	2 030	221	301	183	180	—
San Juan.....	739 755	378 485	298 877	15 149	11 183	11 582	23 553	926
San Lorenzo.....	8 379	6 059	1 452	189	392	64	192	31
San Sebastián.....	4 690	2 951	1 260	73	19	132	245	10
Santa Isabel.....	8 525	5 743	1 674	435	2	308	257	106
Toa Alta.....	1 296	853	340	9	22	33	36	3
Toa Baja.....	59 003	34 675	17 515	476	2 650	1 129	2 532	26
Trujillo Alto.....	75 160	46 824	22 314	3 893	426	632	1 063	8
Utua.....	293	193	59	1	16	5	19	—
Vega Alta.....	6 880	3 572	2 125	529	306	35	313	—
Vega Baja.....	19 680	8 492	9 116	992	267	554	251	8
Vieques.....	D	D	D	—	—	D	D	D
Villalba.....	D	D	D	D	D	D	D	—
Yabucoa.....	5 245	3 414	1 684	17	38	18	74	—
Yauco.....	4 609	2 340	1 935	35	41	123	135	—

**Table 2. Assets, Capital Expenditures, and Depreciation for Establishments by Municipio: 1997**

[Thousand dollars. Detail may not add to total because of rounding. For meaning of abbreviations and symbols, see introductory text. For explanation of terms, see Appendix A]

Geographic area	Structures, additions, and related facilities					
	End-of-year gross book value of depreciable assets					Depreciation charges during year
	Total	Beginning-of-year gross book value of depreciable assets	Capital expenditures		Retirement and disposition of depreciable assets	
			New structures and related facilities	Used structures and related facilities		
<b>Puerto Rico</b> .....	<b>195 976</b>	<b>190 898</b>	<b>7 028</b>	<b>880</b>	<b>2 830</b>	<b>57 451</b>
Adjuntas .....	53	53	—	—	—	5
Aguada .....	827	794	33	—	—	211
Aguadilla .....	525	524	—	1	—	171
Aguas Buenas .....	107	107	—	—	—	65
Aibonito .....	254	254	—	—	—	57
Añasco .....	982	981	1	—	—	383
Arecibo .....	688	682	7	—	1	234
Arroyo .....	64	64	1	—	1	21
Barceloneta .....	1 424	1 286	138	—	—	365
Barranquitas .....	D	D	D	—	D	D
Bayamón .....	7 173	5 433	1 698	60	18	1 986
Cabo Rojo .....	355	350	5	—	—	121
Caguas .....	2 836	2 949	75	10	198	899
Camuy .....	358	358	—	—	—	98
Canóvanas .....	178	178	—	—	—	62
Carolina .....	7 021	8 885	295	24	2 183	1 896
Cataño .....	461	461	—	—	—	203
Cayey .....	455	453	2	—	—	279
Ceiba .....	4	4	—	—	—	4
Ciales .....	543	543	—	—	—	114
Cidra .....	237	237	—	—	—	63
Coamo .....	220	220	—	—	—	137
Comerio .....	33	33	—	—	—	35
Corozal .....	652	652	—	—	—	156
Culebra .....	D	D	—	—	—	D
Dorado .....	543	533	—	10	—	436
Fajardo .....	347	347	—	—	—	100
Florida .....	D	D	—	—	—	D
Guánica .....	346	339	12	—	5	178
Guayama .....	596	495	1	100	—	125
Guayanilla .....	D	D	—	—	—	D
Guaynabo .....	29 337	28 958	359	41	21	5 058
Gurabo .....	789	789	—	—	—	32
Hatillo .....	918	918	—	—	—	221
Hormigueros .....	587	587	1	—	1	97
Humacao .....	1 680	1 665	—	15	—	425
Isabela .....	922	922	—	—	—	142
Jayuya .....	D	D	D	—	—	D
Juana Díaz .....	1 651	1 651	—	—	—	452
Juncos .....	930	866	79	—	15	203
Lajas .....	317	317	—	—	—	86
Lares .....	2 048	1 927	121	—	—	87
Las Marías .....	188	186	2	—	—	83
Las Piedras .....	2 043	1 993	50	—	—	518
Loíza .....	D	D	—	—	—	D
Luquillo .....	181	181	—	—	—	51
Manatí .....	1 771	1 736	35	—	—	416
Maricao .....	11	11	—	—	—	3
Maunabo .....	D	D	—	—	—	D
Mayagüez .....	4 690	4 391	81	225	7	1 597
Moca .....	1 390	1 386	4	—	—	208
Morovis .....	50	50	—	—	—	16
Naguabo .....	5 011	3 530	1 512	10	41	528
Naranjito .....	1 534	1 409	74	51	—	364
Orocovis .....	134	133	1	—	—	69
Patillas .....	756	756	—	—	—	177
Peñuelas .....	1 020	970	55	—	5	114
Ponce .....	4 750	4 347	273	136	6	1 859
Quebradillas .....	534	534	—	—	—	94
Rincón .....	74	74	—	—	—	8
Río Grande .....	131	131	—	—	—	59
Sabana Grande .....	917	917	—	—	—	252
Salinas .....	D	D	—	—	—	D
San Germán .....	236	236	—	—	—	4 520
San Juan .....	88 741	87 470	1 394	188	311	24 468
San Lorenzo .....	697	631	59	7	—	111
San Sebastián .....	453	452	1	—	—	180
Santa Isabel .....	835	764	71	—	—	120
Toa Alta .....	199	199	—	—	—	51
Toa Baja .....	3 586	3 518	68	—	—	1 072
Trujillo Alto .....	4 814	4 810	4	—	—	754
Utua .....	15	15	—	—	—	4
Vega Alta .....	310	310	—	—	—	92
Vega Baja .....	954	821	147	2	16	183
Vieques .....	D	D	—	—	—	D
Villalba .....	D	D	—	—	—	D
Yabucoa .....	177	177	—	—	—	42
Yauco .....	643	643	—	—	—	276

**Table 2. Assets, Capital Expenditures, and Depreciation for Establishments by Municipio: 1997—Con.**

[Thousand dollars. Detail may not add to total because of rounding. For meaning of abbreviations and symbols, see introductory text. For explanation of terms, see Appendix A]

Geographic area	Machinery and equipment						
	End-of-year gross book value of depreciable assets						Depreciation charges during year
	Total	Beginning-of-year gross book value of depreciable assets	Capital expenditures			Retirement and disposition of depreciable assets	
			New automobiles and trucks, intended primarily for highway use	New machinery and job-site vehicles	Used machinery and equipment, including automobiles and trucks		
<b>Puerto Rico</b> .....	<b>585 494</b>	<b>398 294</b>	<b>52 932</b>	<b>126 121</b>	<b>17 281</b>	<b>9 134</b>	<b>78 895</b>
Adjuntas .....	1 001	987	7	—	9	2	128
Aguada .....	2 079	1 602	212	268	4	7	191
Aguadilla .....	1 919	1 202	714	2	2	1	331
Aguas Buenas .....	483	386	85	5	16	9	82
Aibonito .....	431	330	255	—	—	154	108
Añasco .....	1 885	1 600	153	132	—	—	310
Arecibo .....	1 075	833	219	1	24	2	205
Arroyo .....	79	58	21	—	—	—	12
Barceloneta .....	1 890	1 688	124	104	—	26	407
Barranquitas .....	D	D	D	D	—	—	D
Bayamón .....	21 243	16 786	1 332	3 020	165	60	4 260
Cabo Rojo .....	3 501	742	922	981	856	—	220
Caguas .....	9 219	7 795	816	571	88	51	1 481
Camuy .....	1 253	1 109	118	23	3	—	264
Canóvanas .....	1 039	883	53	103	—	—	154
Carolina .....	118 822	21 154	908	96 915	114	269	5 344
Cataño .....	1 070	498	542	—	30	—	278
Cayey .....	455	385	31	39	—	—	100
Ceiba .....	9	9	—	—	—	—	2
Ciales .....	1 258	1 158	28	124	6	58	221
Cidra .....	390	316	74	—	—	—	130
Coamo .....	1 928	1 304	57	406	172	11	245
Comerio .....	380	362	18	—	—	—	52
Corozal .....	734	431	181	—	158	36	124
Culebra .....	D	D	D	—	—	—	D
Dorado .....	2 040	1 786	216	28	10	—	233
Fajardo .....	1 203	938	253	1	11	—	171
Florida .....	D	D	D	D	—	—	D
Guánica .....	954	802	168	—	—	16	98
Guayama .....	4 098	3 592	427	36	50	7	368
Guayanilla .....	D	D	D	—	—	—	D
Guaynabo .....	84 041	71 939	5 134	6 431	1 926	1 389	11 803
Gurabo .....	3 555	968	371	1 977	261	22	321
Hatillo .....	1 510	1 112	287	111	—	—	224
Hormigueros .....	3 221	2 834	283	99	163	158	1 994
Humacao .....	1 731	1 266	284	42	167	28	338
Isabela .....	1 221	1 098	123	—	—	—	175
Jayuya .....	D	D	D	D	D	D	D
Juana Díaz .....	1 665	1 392	186	53	34	—	306
Juncos .....	1 072	804	103	43	123	1	123
Lajas .....	3 286	3 097	150	57	2	20	419
Lares .....	3 714	3 371	340	3	—	—	89
Las Marías .....	477	372	67	31	7	—	79
Las Piedras .....	1 649	1 368	281	—	—	—	300
Loíza .....	D	D	D	—	—	—	D
Luquillo .....	234	159	43	—	32	—	41
Manatí .....	1 584	1 148	427	9	—	—	207
Maricao .....	347	160	52	3	137	5	21
Maunabo .....	D	D	D	—	—	—	D
Mayagüez .....	14 871	11 489	2 054	581	926	179	5 063
Moca .....	3 799	3 046	194	32	546	19	310
Morovis .....	1 675	1 187	28	341	119	—	251
Naguabo .....	3 365	2 089	1 228	36	12	—	370
Naranjito .....	5 364	4 553	441	386	28	44	767
Orocovis .....	453	422	18	13	2	2	83
Patillas .....	605	391	214	—	—	—	113
Peñuelas .....	2 910	2 354	311	221	33	9	101
Ponce .....	25 468	22 353	1 655	1 246	539	325	4 095
Quebradillas .....	1 556	1 486	68	2	—	—	308
Rincón .....	221	157	27	12	25	—	31
Río Grande .....	465	423	29	13	—	—	80
Sabana Grande .....	611	498	113	—	—	—	133
Salinas .....	D	D	D	—	—	—	D
San Germán .....	2 962	2 719	65	170	8	—	366
San Juan .....	172 943	136 328	26 198	7 613	7 048	4 244	26 839
San Lorenzo .....	3 467	2 306	5	1 152	15	11	525
San Sebastián .....	1 480	1 244	201	28	7	—	181
Santa Isabel .....	4 866	3 425	3	1 442	—	4	644
Toa Alta .....	626	376	55	—	195	—	56
Toa Baja .....	14 764	13 113	1 563	126	107	145	1 635
Trujillo Alto .....	14 964	13 877	591	535	270	309	2 638
Utuado .....	370	309	7	54	—	—	40
Vega Alta .....	2 888	2 497	313	17	84	23	327
Vega Baja .....	4 083	3 454	283	98	396	148	385
Vieques .....	D	D	D	D	D	D	D
Villalba .....	D	D	D	D	D	D	D
Yabucoa .....	771	463	84	5	219	—	159
Yauco .....	1 176	1 055	118	3	1	1	261

**Table 3. Selected Statistics for Establishments by Municipios and Employment Size: 1997**

[Detail may not add to total because of rounding. For meaning of abbreviations and symbols, see introductory text. For explanation of terms, see Appendix A]

Employment size of establishment and geographic area	Establishments (number)	All employees+ (number)	Annual payroll, all employees (\$1,000)	Dollar value of business done (\$1,000)	Value of construction work (\$1,000)	Net value of construction work# (\$1,000)
<b>PUERTO RICO</b>						
<b>Total</b> .....	<b>1 957</b>	<b>57 123</b>	<b>697 211</b>	<b>4 017 517</b>	<b>3 965 294</b>	<b>3 230 541</b>
Establishments with an average of—						
1 to 4 employees .....	649	1 616	16 330	154 329	153 166	127 846
5 to 9 employees .....	420	2 829	28 453	217 125	216 394	167 823
10 to 19 employees .....	313	4 346	45 156	286 437	284 631	239 929
20 to 49 employees .....	300	9 063	101 423	608 492	598 451	498 561
50 to 99 employees .....	150	10 444	121 978	695 367	685 739	555 448
100 employees or more .....	125	28 825	383 871	2 055 767	2 026 913	1 640 934
<b>Adjuntas</b>						
<b>Total</b> .....	<b>5</b>	<b>88</b>	<b>632</b>	<b>2 746</b>	<b>2 746</b>	<b>2 650</b>
Establishments with an average of—						
1 to 4 employees .....	1	a	D	D	D	D
5 to 9 employees .....	1	a	D	D	D	D
10 to 19 employees .....	2	b	D	D	D	D
20 to 49 employees .....	—	—	—	—	—	—
50 to 99 employees .....	1	b	D	D	D	D
100 employees or more .....	—	—	—	—	—	—
<b>Aguada</b>						
<b>Total</b> .....	<b>29</b>	<b>426</b>	<b>3 542</b>	<b>D</b>	<b>21 161</b>	<b>15 751</b>
Establishments with an average of—						
1 to 4 employees .....	16	b	D	D	D	D
5 to 9 employees .....	7	46	347	2 060	2 060	1 760
10 to 19 employees .....	1	a	D	D	D	D
20 to 49 employees .....	2	b	D	D	D	D
50 to 99 employees .....	2	c	D	D	D	D
100 employees or more .....	1	c	D	D	D	D
<b>Aguadilla</b>						
<b>Total</b> .....	<b>21</b>	<b>289</b>	<b>5 194</b>	<b>D</b>	<b>19 487</b>	<b>17 876</b>
Establishments with an average of—						
1 to 4 employees .....	12	b	D	D	D	D
5 to 9 employees .....	6	40	270	D	1 396	1 275
10 to 19 employees .....	1	a	D	D	D	D
20 to 49 employees .....	—	—	—	—	—	—
50 to 99 employees .....	1	b	D	D	D	D
100 employees or more .....	1	c	D	D	D	D
<b>Aguas Buenas</b>						
<b>Total</b> .....	<b>7</b>	<b>56</b>	<b>753</b>	<b>D</b>	<b>3 925</b>	<b>3 488</b>
Establishments with an average of—						
1 to 4 employees .....	3	a	D	D	D	D
5 to 9 employees .....	3	b	D	D	D	D
10 to 19 employees .....	—	—	—	—	—	—
20 to 49 employees .....	1	b	D	D	D	D
50 to 99 employees .....	—	—	—	—	—	—
100 employees or more .....	—	—	—	—	—	—
<b>Aibonito</b>						
<b>Total</b> .....	<b>8</b>	<b>102</b>	<b>963</b>	<b>4 974</b>	<b>4 974</b>	<b>3 865</b>
Establishments with an average of—						
1 to 4 employees .....	2	a	D	D	D	D
5 to 9 employees .....	4	24	185	979	979	812
10 to 19 employees .....	1	a	D	D	D	D
20 to 49 employees .....	—	—	—	—	—	—
50 to 99 employees .....	1	b	D	D	D	D
100 employees or more .....	—	—	—	—	—	—
<b>Añasco</b>						
<b>Total</b> .....	<b>14</b>	<b>280</b>	<b>2 833</b>	<b>D</b>	<b>10 949</b>	<b>10 524</b>
Establishments with an average of—						
1 to 4 employees .....	4	a	D	D	D	D
5 to 9 employees .....	2	a	D	D	D	D
10 to 19 employees .....	3	b	D	D	D	D
20 to 49 employees .....	4	117	1 150	3 244	3 244	3 210
50 to 99 employees .....	1	b	D	D	D	D
100 employees or more .....	—	—	—	—	—	—
<b>Arecibo</b>						
<b>Total</b> .....	<b>28</b>	<b>303</b>	<b>4 050</b>	<b>35 308</b>	<b>35 308</b>	<b>34 151</b>
Establishments with an average of—						
1 to 4 employees .....	13	b	D	D	D	D
5 to 9 employees .....	7	b	D	D	D	D
10 to 19 employees .....	5	b	D	D	D	D
20 to 49 employees .....	2	b	D	D	D	D
50 to 99 employees .....	—	—	—	—	—	—
100 employees or more .....	1	c	D	D	D	D

**Table 3. Selected Statistics for Establishments by Municipios and Employment Size: 1997—Con.**

[Detail may not add to total because of rounding. For meaning of abbreviations and symbols, see introductory text. For explanation of terms, see Appendix A]

Employment size of establishment and geographic area	Establishments (number)	All employees+ (number)	Annual payroll, all employees (\$1,000)	Dollar value of business done (\$1,000)	Value of construction work (\$1,000)	Net value of construction work# (\$1,000)
<b>Arroyo</b>						
<b>Total</b> .....	<b>5</b>	<b>41</b>	<b>248</b>	<b>1 164</b>	<b>1 164</b>	<b>901</b>
Establishments with an average of—						
1 to 4 employees .....	1	a	D	D	D	D
5 to 9 employees .....	3	a	D	D	D	D
10 to 19 employees .....	—	—	—	—	—	—
20 to 49 employees .....	1	b	D	D	D	D
50 to 99 employees .....	—	—	—	—	—	—
100 employees or more .....	—	—	—	—	—	—
<b>Barceloneta</b>						
<b>Total</b> .....	<b>16</b>	<b>498</b>	<b>6 049</b>	<b>D</b>	<b>20 298</b>	<b>18 466</b>
Establishments with an average of—						
1 to 4 employees .....	2	a	D	D	D	D
5 to 9 employees .....	—	—	—	—	—	—
10 to 19 employees .....	6	81	899	3 827	3 827	3 622
20 to 49 employees .....	5	146	2 056	6 169	6 169	5 004
50 to 99 employees .....	2	c	D	D	D	D
100 employees or more .....	1	c	D	D	D	D
<b>Barranquitas</b>						
<b>Total</b> .....	<b>27</b>	<b>e</b>	<b>D</b>	<b>D</b>	<b>D</b>	<b>D</b>
Establishments with an average of—						
1 to 4 employees .....	19	57	379	2 643	2 643	2 288
5 to 9 employees .....	4	b	D	D	D	D
10 to 19 employees .....	1	a	D	D	D	D
20 to 49 employees .....	2	b	D	D	D	D
50 to 99 employees .....	—	—	—	—	—	—
100 employees or more .....	1	c	D	D	D	D
<b>Bayamón</b>						
<b>Total</b> .....	<b>127</b>	<b>2 290</b>	<b>24 607</b>	<b>D</b>	<b>142 833</b>	<b>110 992</b>
Establishments with an average of—						
1 to 4 employees .....	49	c	D	D	D	D
5 to 9 employees .....	34	c	D	D	D	D
10 to 19 employees .....	21	297	3 679	D	20 088	17 412
20 to 49 employees .....	11	365	3 646	D	20 635	17 143
50 to 99 employees .....	7	485	6 977	D	53 426	36 115
100 employees or more .....	5	783	7 099	D	24 601	18 670
<b>Cabo Rojo</b>						
<b>Total</b> .....	<b>17</b>	<b>286</b>	<b>3 761</b>	<b>D</b>	<b>14 130</b>	<b>11 739</b>
Establishments with an average of—						
1 to 4 employees .....	8	21	204	1 362	1 362	1 085
5 to 9 employees .....	3	a	D	D	D	D
10 to 19 employees .....	4	b	D	D	D	D
20 to 49 employees .....	—	—	—	—	—	—
50 to 99 employees .....	1	b	D	D	D	D
100 employees or more .....	1	c	D	D	D	D
<b>Caguas</b>						
<b>Total</b> .....	<b>76</b>	<b>1 297</b>	<b>13 457</b>	<b>D</b>	<b>76 880</b>	<b>62 009</b>
Establishments with an average of—						
1 to 4 employees .....	32	b	D	D	D	D
5 to 9 employees .....	12	80	979	D	6 238	4 700
10 to 19 employees .....	14	c	D	D	D	D
20 to 49 employees .....	10	e	D	D	D	D
50 to 99 employees .....	7	e	D	D	D	D
100 employees or more .....	1	c	D	D	D	D
<b>Camuy</b>						
<b>Total</b> .....	<b>16</b>	<b>296</b>	<b>2 140</b>	<b>9 325</b>	<b>9 325</b>	<b>7 990</b>
Establishments with an average of—						
1 to 4 employees .....	7	a	D	D	D	D
5 to 9 employees .....	4	b	D	D	D	D
10 to 19 employees .....	1	a	D	D	D	D
20 to 49 employees .....	2	b	D	D	D	D
50 to 99 employees .....	1	b	D	D	D	D
100 employees or more .....	1	c	D	D	D	D
<b>Canóvanas</b>						
<b>Total</b> .....	<b>9</b>	<b>80</b>	<b>733</b>	<b>6 090</b>	<b>6 090</b>	<b>5 499</b>
Establishments with an average of—						
1 to 4 employees .....	4	9	64	1 095	1 095	721
5 to 9 employees .....	2	a	D	D	D	D
10 to 19 employees .....	1	a	D	D	D	D
20 to 49 employees .....	2	b	D	D	D	D
50 to 99 employees .....	—	—	—	—	—	—
100 employees or more .....	—	—	—	—	—	—

**Table 3. Selected Statistics for Establishments by Municipios and Employment Size: 1997—Con.**

[Detail may not add to total because of rounding. For meaning of abbreviations and symbols, see introductory text. For explanation of terms, see Appendix A]

Employment size of establishment and geographic area	Establishments (number)	All employees+ (number)	Annual payroll, all employees (\$1,000)	Dollar value of business done (\$1,000)	Value of construction work (\$1,000)	Net value of construction work# (\$1,000)
<b>Carolina</b>						
<b>Total</b> .....	<b>96</b>	<b>2 042</b>	<b>24 192</b>	<b>129 316</b>	<b>128 708</b>	<b>93 287</b>
Establishments with an average of—						
1 to 4 employees .....	31	66	756	12 088	12 088	7 961
5 to 9 employees .....	27	192	2 169	D	12 139	9 669
10 to 19 employees .....	17	239	2 673	D	15 530	14 174
20 to 49 employees .....	10	266	2 815	D	10 378	8 049
50 to 99 employees .....	7	485	4 526	D	27 307	17 312
100 employees or more .....	4	794	11 253	51 266	51 266	36 122
<b>Cataño</b>						
<b>Total</b> .....	<b>14</b>	<b>412</b>	<b>5 554</b>	<b>30 509</b>	<b>30 509</b>	<b>27 916</b>
Establishments with an average of—						
1 to 4 employees .....	4	16	101	672	672	593
5 to 9 employees .....	2	a	D	D	D	D
10 to 19 employees .....	4	b	D	D	D	D
20 to 49 employees .....	2	b	D	D	D	D
50 to 99 employees .....	—	—	—	—	—	—
100 employees or more .....	2	e	D	D	D	D
<b>Cayey</b>						
<b>Total</b> .....	<b>15</b>	<b>85</b>	<b>778</b>	<b>4 177</b>	<b>4 177</b>	<b>3 613</b>
Establishments with an average of—						
1 to 4 employees .....	10	b	D	D	D	D
5 to 9 employees .....	1	a	D	D	D	D
10 to 19 employees .....	3	38	349	1 445	1 445	1 331
20 to 49 employees .....	1	b	D	D	D	D
50 to 99 employees .....	—	—	—	—	—	—
100 employees or more .....	—	—	—	—	—	—
<b>Ceiba</b>						
<b>Total</b> .....	<b>3</b>	<b>7</b>	<b>79</b>	<b>593</b>	<b>593</b>	<b>589</b>
Establishments with an average of—						
1 to 4 employees .....	3	7	79	593	593	589
5 to 9 employees .....	—	—	—	—	—	—
10 to 19 employees .....	—	—	—	—	—	—
20 to 49 employees .....	—	—	—	—	—	—
50 to 99 employees .....	—	—	—	—	—	—
100 employees or more .....	—	—	—	—	—	—
<b>Ciales</b>						
<b>Total</b> .....	<b>10</b>	<b>86</b>	<b>705</b>	<b>4 712</b>	<b>4 712</b>	<b>4 554</b>
Establishments with an average of—						
1 to 4 employees .....	3	7	50	408	408	398
5 to 9 employees .....	4	26	184	1 076	1 076	1 024
10 to 19 employees .....	1	a	D	D	D	D
20 to 49 employees .....	2	b	D	D	D	D
50 to 99 employees .....	—	—	—	—	—	—
100 employees or more .....	—	—	—	—	—	—
<b>Cidra</b>						
<b>Total</b> .....	<b>15</b>	<b>119</b>	<b>903</b>	<b>4 228</b>	<b>4 228</b>	<b>3 669</b>
Establishments with an average of—						
1 to 4 employees .....	7	b	D	D	D	D
5 to 9 employees .....	3	16	115	780	780	560
10 to 19 employees .....	4	54	425	1 957	1 957	1 837
20 to 49 employees .....	1	b	D	D	D	D
50 to 99 employees .....	—	—	—	—	—	—
100 employees or more .....	—	—	—	—	—	—
<b>Coamo</b>						
<b>Total</b> .....	<b>14</b>	<b>248</b>	<b>2 402</b>	<b>D</b>	<b>10 092</b>	<b>9 141</b>
Establishments with an average of—						
1 to 4 employees .....	5	a	D	D	D	D
5 to 9 employees .....	3	18	156	1 394	1 394	942
10 to 19 employees .....	2	b	D	D	D	D
20 to 49 employees .....	3	98	866	3 839	3 839	3 446
50 to 99 employees .....	1	b	D	D	D	D
100 employees or more .....	—	—	—	—	—	—
<b>Comerio</b>						
<b>Total</b> .....	<b>5</b>	<b>31</b>	<b>283</b>	<b>D</b>	<b>1 672</b>	<b>1 530</b>
Establishments with an average of—						
1 to 4 employees .....	3	a	D	D	D	D
5 to 9 employees .....	1	a	D	D	D	D
10 to 19 employees .....	1	a	D	D	D	D
20 to 49 employees .....	—	—	—	—	—	—
50 to 99 employees .....	—	—	—	—	—	—
100 employees or more .....	—	—	—	—	—	—



**Table 3. Selected Statistics for Establishments by Municipios and Employment Size: 1997—Con.**

[Detail may not add to total because of rounding. For meaning of abbreviations and symbols, see introductory text. For explanation of terms, see Appendix A]

Employment size of establishment and geographic area	Establishments (number)	All employees+ (number)	Annual payroll, all employees (\$1,000)	Dollar value of business done (\$1,000)	Value of construction work (\$1,000)	Net value of construction work# (\$1,000)
<b>Corozal</b>						
<b>Total</b> .....	<b>14</b>	<b>79</b>	<b>722</b>	<b>4 888</b>	<b>4 888</b>	<b>3 905</b>
Establishments with an average of—						
1 to 4 employees .....	8	a	D	D	D	D
5 to 9 employees .....	4	b	D	D	D	D
10 to 19 employees .....	1	a	D	D	D	D
20 to 49 employees .....	1	b	D	D	D	D
50 to 99 employees .....	—	—	—	—	—	—
100 employees or more .....	—	—	—	—	—	—
<b>Culebra</b>						
<b>Total</b> .....	<b>1</b>	<b>a</b>	<b>D</b>	<b>D</b>	<b>D</b>	<b>D</b>
Establishments with an average of—						
1 to 4 employees .....	—	—	—	—	—	—
5 to 9 employees .....	1	a	D	D	D	D
10 to 19 employees .....	—	—	—	—	—	—
20 to 49 employees .....	—	—	—	—	—	—
50 to 99 employees .....	—	—	—	—	—	—
100 employees or more .....	—	—	—	—	—	—
<b>Dorado</b>						
<b>Total</b> .....	<b>12</b>	<b>245</b>	<b>2 975</b>	<b>D</b>	<b>22 909</b>	<b>20 829</b>
Establishments with an average of—						
1 to 4 employees .....	7	a	D	D	D	D
5 to 9 employees .....	2	a	D	D	D	D
10 to 19 employees .....	1	a	D	D	D	D
20 to 49 employees .....	—	—	—	—	—	—
50 to 99 employees .....	1	b	D	D	D	D
100 employees or more .....	1	c	D	D	D	D
<b>Fajardo</b>						
<b>Total</b> .....	<b>14</b>	<b>369</b>	<b>4 439</b>	<b>25 295</b>	<b>25 295</b>	<b>21 332</b>
Establishments with an average of—						
1 to 4 employees .....	4	10	144	1 425	1 425	1 392
5 to 9 employees .....	1	a	D	D	D	D
10 to 19 employees .....	2	b	D	D	D	D
20 to 49 employees .....	4	108	1 263	6 997	6 997	6 083
50 to 99 employees .....	2	c	D	D	D	D
100 employees or more .....	1	c	D	D	D	D
<b>Florida</b>						
<b>Total</b> .....	<b>3</b>	<b>b</b>	<b>D</b>	<b>D</b>	<b>D</b>	<b>D</b>
Establishments with an average of—						
1 to 4 employees .....	1	a	D	D	D	D
5 to 9 employees .....	1	a	D	D	D	D
10 to 19 employees .....	—	—	—	—	—	—
20 to 49 employees .....	—	—	—	—	—	—
50 to 99 employees .....	1	b	D	D	D	D
100 employees or more .....	—	—	—	—	—	—
<b>Guánica</b>						
<b>Total</b> .....	<b>7</b>	<b>171</b>	<b>2 232</b>	<b>7 247</b>	<b>7 247</b>	<b>6 313</b>
Establishments with an average of—						
1 to 4 employees .....	2	a	D	D	D	D
5 to 9 employees .....	2	a	D	D	D	D
10 to 19 employees .....	1	a	D	D	D	D
20 to 49 employees .....	—	—	—	—	—	—
50 to 99 employees .....	2	c	D	D	D	D
100 employees or more .....	—	—	—	—	—	—
<b>Guayama</b>						
<b>Total</b> .....	<b>16</b>	<b>212</b>	<b>1 600</b>	<b>D</b>	<b>13 814</b>	<b>10 369</b>
Establishments with an average of—						
1 to 4 employees .....	5	a	D	D	D	D
5 to 9 employees .....	5	36	306	D	1 194	1 030
10 to 19 employees .....	1	a	D	D	D	D
20 to 49 employees .....	5	152	1 110	—	10 610	7 580
50 to 99 employees .....	—	—	—	—	—	—
100 employees or more .....	—	—	—	—	—	—
<b>Guayanilla</b>						
<b>Total</b> .....	<b>2</b>	<b>b</b>	<b>D</b>	<b>D</b>	<b>D</b>	<b>D</b>
Establishments with an average of—						
1 to 4 employees .....	—	—	—	—	—	—
5 to 9 employees .....	1	a	D	D	D	D
10 to 19 employees .....	—	—	—	—	—	—
20 to 49 employees .....	1	b	D	D	D	D
50 to 99 employees .....	—	—	—	—	—	—
100 employees or more .....	—	—	—	—	—	—

**Table 3. Selected Statistics for Establishments by Municipios and Employment Size: 1997—Con.**

[Detail may not add to total because of rounding. For meaning of abbreviations and symbols, see introductory text. For explanation of terms, see Appendix A]

Employment size of establishment and geographic area	Establishments (number)	All employees+ (number)	Annual payroll, all employees (\$1,000)	Dollar value of business done (\$1,000)	Value of construction work (\$1,000)	Net value of construction work# (\$1,000)
<b>Guaynabo</b>						
<b>Total</b> .....	<b>120</b>	<b>8 811</b>	<b>131 001</b>	<b>712 712</b>	<b>704 653</b>	<b>565 233</b>
Establishments with an average of—						
1 to 4 employees .....	22	62	1 153	9 704	9 704	7 942
5 to 9 employees .....	20	139	1 573	D	18 951	11 357
10 to 19 employees .....	25	364	3 734	D	36 461	24 080
20 to 49 employees .....	18	611	10 036	D	60 638	56 376
50 to 99 employees .....	17	1 186	17 673	D	104 400	88 960
100 employees or more .....	18	6 449	96 832	D	474 499	376 518
<b>Gurabo</b>						
<b>Total</b> .....	<b>11</b>	<b>297</b>	<b>3 009</b>	<b>D</b>	<b>14 938</b>	<b>14 168</b>
Establishments with an average of—						
1 to 4 employees .....	3	a	D	D	D	D
5 to 9 employees .....	2	a	D	D	D	D
10 to 19 employees .....	3	b	D	D	D	D
20 to 49 employees .....	1	b	D	D	D	D
50 to 99 employees .....	1	b	D	D	D	D
100 employees or more .....	1	c	D	D	D	D
<b>Hatillo</b>						
<b>Total</b> .....	<b>14</b>	<b>240</b>	<b>2 592</b>	<b>10 239</b>	<b>10 239</b>	<b>8 368</b>
Establishments with an average of—						
1 to 4 employees .....	5	a	D	D	D	D
5 to 9 employees .....	2	a	D	D	D	D
10 to 19 employees .....	1	a	D	D	D	D
20 to 49 employees .....	5	146	1 699	8 453	8 453	6 694
50 to 99 employees .....	1	b	D	D	D	D
100 employees or more .....	—	—	—	—	—	—
<b>Hormigueros</b>						
<b>Total</b> .....	<b>7</b>	<b>543</b>	<b>4 689</b>	<b>D</b>	<b>18 427</b>	<b>16 713</b>
Establishments with an average of—						
1 to 4 employees .....	1	a	D	D	D	D
5 to 9 employees .....	1	a	D	D	D	D
10 to 19 employees .....	1	a	D	D	D	D
20 to 49 employees .....	—	—	—	—	—	—
50 to 99 employees .....	2	c	D	D	D	D
100 employees or more .....	2	e	D	D	D	D
<b>Humacao</b>						
<b>Total</b> .....	<b>27</b>	<b>389</b>	<b>4 299</b>	<b>D</b>	<b>19 964</b>	<b>17 177</b>
Establishments with an average of—						
1 to 4 employees .....	9	b	D	D	D	D
5 to 9 employees .....	7	52	410	2 571	2 571	2 285
10 to 19 employees .....	6	74	701	3 452	3 452	2 847
20 to 49 employees .....	3	94	956	5 710	5 710	5 111
50 to 99 employees .....	2	c	D	D	D	D
100 employees or more .....	—	—	—	—	—	—
<b>Isabela</b>						
<b>Total</b> .....	<b>14</b>	<b>108</b>	<b>939</b>	<b>5 308</b>	<b>5 308</b>	<b>4 683</b>
Establishments with an average of—						
1 to 4 employees .....	6	11	142	646	646	631
5 to 9 employees .....	5	32	279	1 732	1 732	1 581
10 to 19 employees .....	2	b	D	D	D	D
20 to 49 employees .....	1	b	D	D	D	D
50 to 99 employees .....	—	—	—	—	—	—
100 employees or more .....	—	—	—	—	—	—
<b>Jayuya</b>						
<b>Total</b> .....	<b>8</b>	<b>c</b>	<b>D</b>	<b>D</b>	<b>D</b>	<b>D</b>
Establishments with an average of—						
1 to 4 employees .....	3	a	D	D	D	D
5 to 9 employees .....	4	29	163	3 466	3 466	3 245
10 to 19 employees .....	—	—	—	—	—	—
20 to 49 employees .....	—	—	—	—	—	—
50 to 99 employees .....	—	—	—	—	—	—
100 employees or more .....	1	c	D	D	D	D
<b>Juana Díaz</b>						
<b>Total</b> .....	<b>17</b>	<b>127</b>	<b>1 126</b>	<b>D</b>	<b>10 276</b>	<b>9 475</b>
Establishments with an average of—						
1 to 4 employees .....	7	a	D	D	D	D
5 to 9 employees .....	5	b	D	D	D	D
10 to 19 employees .....	4	50	405	D	6 934	6 537
20 to 49 employees .....	1	b	D	D	D	D
50 to 99 employees .....	—	—	—	—	—	—
100 employees or more .....	—	—	—	—	—	—

**Table 3. Selected Statistics for Establishments by Municipios and Employment Size: 1997—Con.**

[Detail may not add to total because of rounding. For meaning of abbreviations and symbols, see introductory text. For explanation of terms, see Appendix A]

Employment size of establishment and geographic area	Establishments (number)	All employees+ (number)	Annual payroll, all employees (\$1,000)	Dollar value of business done (\$1,000)	Value of construction work (\$1,000)	Net value of construction work# (\$1,000)
<b>Juncos</b>						
<b>Total</b> .....	<b>13</b>	<b>361</b>	<b>2 854</b>	<b>13 790</b>	<b>13 790</b>	<b>11 714</b>
Establishments with an average of—						
1 to 4 employees .....	6	17	107	565	565	516
5 to 9 employees .....	—	—	—	—	—	—
10 to 19 employees .....	2	b	D	D	D	D
20 to 49 employees .....	2	b	D	D	D	D
50 to 99 employees .....	2	c	D	D	D	D
100 employees or more .....	1	c	D	D	D	D
<b>Lajas</b>						
<b>Total</b> .....	<b>13</b>	<b>695</b>	<b>7 881</b>	<b>32 006</b>	<b>32 006</b>	<b>22 078</b>
Establishments with an average of—						
1 to 4 employees .....	4	9	36	206	206	169
5 to 9 employees .....	5	b	D	D	D	D
10 to 19 employees .....	1	a	D	D	D	D
20 to 49 employees .....	1	b	D	D	D	D
50 to 99 employees .....	—	—	—	—	—	—
100 employees or more .....	2	f	D	D	D	D
<b>Lares</b>						
<b>Total</b> .....	<b>9</b>	<b>90</b>	<b>614</b>	<b>D</b>	<b>2 317</b>	<b>2 108</b>
Establishments with an average of—						
1 to 4 employees .....	5	12	81	439	439	396
5 to 9 employees .....	1	a	D	D	D	D
10 to 19 employees .....	1	a	D	D	D	D
20 to 49 employees .....	2	b	D	D	D	D
50 to 99 employees .....	—	—	—	—	—	—
100 employees or more .....	—	—	—	—	—	—
<b>Las Marías</b>						
<b>Total</b> .....	<b>6</b>	<b>57</b>	<b>636</b>	<b>3 557</b>	<b>3 557</b>	<b>3 144</b>
Establishments with an average of—						
1 to 4 employees .....	1	a	D	D	D	D
5 to 9 employees .....	4	b	D	D	D	D
10 to 19 employees .....	—	—	—	—	—	—
20 to 49 employees .....	1	b	D	D	D	D
50 to 99 employees .....	—	—	—	—	—	—
100 employees or more .....	—	—	—	—	—	—
<b>Las Piedras</b>						
<b>Total</b> .....	<b>21</b>	<b>969</b>	<b>10 791</b>	<b>D</b>	<b>94 810</b>	<b>72 979</b>
Establishments with an average of—						
1 to 4 employees .....	7	a	D	D	D	D
5 to 9 employees .....	5	28	229	1 235	1 235	1 133
10 to 19 employees .....	4	b	D	D	D	D
20 to 49 employees .....	3	99	1 094	D	4 533	4 351
50 to 99 employees .....	1	b	D	D	D	D
100 employees or more .....	1	f	D	D	D	D
<b>Loiza</b>						
<b>Total</b> .....	<b>3</b>	<b>b</b>	<b>D</b>	<b>D</b>	<b>D</b>	<b>D</b>
Establishments with an average of—						
1 to 4 employees .....	1	a	D	D	D	D
5 to 9 employees .....	—	—	—	—	—	—
10 to 19 employees .....	1	a	D	D	D	D
20 to 49 employees .....	1	b	D	D	D	D
50 to 99 employees .....	—	—	—	—	—	—
100 employees or more .....	—	—	—	—	—	—
<b>Luquillo</b>						
<b>Total</b> .....	<b>4</b>	<b>31</b>	<b>285</b>	<b>D</b>	<b>1 920</b>	<b>1 391</b>
Establishments with an average of—						
1 to 4 employees .....	2	a	D	D	D	D
5 to 9 employees .....	1	a	D	D	D	D
10 to 19 employees .....	1	a	D	D	D	D
20 to 49 employees .....	—	—	—	—	—	—
50 to 99 employees .....	—	—	—	—	—	—
100 employees or more .....	—	—	—	—	—	—
<b>Manatí</b>						
<b>Total</b> .....	<b>14</b>	<b>280</b>	<b>2 595</b>	<b>D</b>	<b>9 701</b>	<b>8 391</b>
Establishments with an average of—						
1 to 4 employees .....	6	19	175	1 170	1 170	1 137
5 to 9 employees .....	2	a	D	D	D	D
10 to 19 employees .....	3	43	461	1 611	1 611	1 434
20 to 49 employees .....	2	b	D	D	D	D
50 to 99 employees .....	—	—	—	—	—	—
100 employees or more .....	1	c	D	D	D	D

**Table 3. Selected Statistics for Establishments by Municipios and Employment Size: 1997—Con.**

[Detail may not add to total because of rounding. For meaning of abbreviations and symbols, see introductory text. For explanation of terms, see Appendix A]

Employment size of establishment and geographic area	Establishments (number)	All employees+ (number)	Annual payroll, all employees (\$1,000)	Dollar value of business done (\$1,000)	Value of construction work (\$1,000)	Net value of construction work# (\$1,000)
<b>Maricao</b>						
<b>Total</b> .....	<b>3</b>	<b>13</b>	<b>89</b>	<b>562</b>	<b>562</b>	<b>436</b>
Establishments with an average of—						
1 to 4 employees .....	1	a	D	D	D	D
5 to 9 employees .....	2	a	D	D	D	D
10 to 19 employees .....	—	—	—	—	—	—
20 to 49 employees .....	—	—	—	—	—	—
50 to 99 employees .....	—	—	—	—	—	—
100 employees or more .....	—	—	—	—	—	—
<b>Maunabo</b>						
<b>Total</b> .....	<b>2</b>	<b>a</b>	<b>D</b>	<b>D</b>	<b>D</b>	<b>D</b>
Establishments with an average of—						
1 to 4 employees .....	1	a	D	D	D	D
5 to 9 employees .....	1	a	D	D	D	D
10 to 19 employees .....	—	—	—	—	—	—
20 to 49 employees .....	—	—	—	—	—	—
50 to 99 employees .....	—	—	—	—	—	—
100 employees or more .....	—	—	—	—	—	—
<b>Mayagüez</b>						
<b>Total</b> .....	<b>68</b>	<b>2 491</b>	<b>25 567</b>	<b>139 693</b>	<b>139 386</b>	<b>109 023</b>
Establishments with an average of—						
1 to 4 employees .....	14	33	262	1 444	1 444	1 236
5 to 9 employees .....	12	87	785	9 771	9 771	5 988
10 to 19 employees .....	12	179	1 811	D	8 612	7 925
20 to 49 employees .....	15	438	4 019	D	21 770	16 226
50 to 99 employees .....	10	670	6 934	D	30 546	23 747
100 employees or more .....	5	1 084	11 756	67 243	67 243	53 901
<b>Moca</b>						
<b>Total</b> .....	<b>34</b>	<b>429</b>	<b>3 966</b>	<b>D</b>	<b>17 240</b>	<b>14 517</b>
Establishments with an average of—						
1 to 4 employees .....	19	47	364	2 170	2 170	2 051
5 to 9 employees .....	8	55	408	2 276	2 276	2 083
10 to 19 employees .....	4	b	D	D	D	D
20 to 49 employees .....	1	b	D	D	D	D
50 to 99 employees .....	1	b	D	D	D	D
100 employees or more .....	1	c	D	D	D	D
<b>Morovis</b>						
<b>Total</b> .....	<b>10</b>	<b>112</b>	<b>1 201</b>	<b>10 497</b>	<b>10 497</b>	<b>9 981</b>
Establishments with an average of—						
1 to 4 employees .....	7	13	71	622	622	588
5 to 9 employees .....	1	a	D	D	D	D
10 to 19 employees .....	1	a	D	D	D	D
20 to 49 employees .....	—	—	—	—	—	—
50 to 99 employees .....	1	b	D	D	D	D
100 employees or more .....	—	—	—	—	—	—
<b>Naguabo</b>						
<b>Total</b> .....	<b>22</b>	<b>572</b>	<b>3 654</b>	<b>22 265</b>	<b>22 265</b>	<b>20 011</b>
Establishments with an average of—						
1 to 4 employees .....	5	a	D	D	D	D
5 to 9 employees .....	5	39	355	1 300	1 300	1 189
10 to 19 employees .....	4	b	D	D	D	D
20 to 49 employees .....	6	184	1 547	8 491	8 491	8 146
50 to 99 employees .....	1	b	D	D	D	D
100 employees or more .....	1	c	D	D	D	D
<b>Naranjito</b>						
<b>Total</b> .....	<b>21</b>	<b>600</b>	<b>5 918</b>	<b>D</b>	<b>32 114</b>	<b>29 370</b>
Establishments with an average of—						
1 to 4 employees .....	8	23	158	1 112	1 112	1 058
5 to 9 employees .....	3	22	126	753	753	636
10 to 19 employees .....	2	b	D	D	D	D
20 to 49 employees .....	5	123	1 623	9 855	9 855	8 695
50 to 99 employees .....	1	b	D	D	D	D
100 employees or more .....	2	e	D	D	D	D
<b>Orocovis</b>						
<b>Total</b> .....	<b>10</b>	<b>73</b>	<b>678</b>	<b>4 147</b>	<b>4 147</b>	<b>4 000</b>
Establishments with an average of—						
1 to 4 employees .....	7	20	97	570	570	521
5 to 9 employees .....	1	a	D	D	D	D
10 to 19 employees .....	1	a	D	D	D	D
20 to 49 employees .....	1	b	D	D	D	D
50 to 99 employees .....	—	—	—	—	—	—
100 employees or more .....	—	—	—	—	—	—

**Table 3. Selected Statistics for Establishments by Municipios and Employment Size: 1997—Con.**

[Detail may not add to total because of rounding. For meaning of abbreviations and symbols, see introductory text. For explanation of terms, see Appendix A]

Employment size of establishment and geographic area	Establishments (number)	All employees+ (number)	Annual payroll, all employees (\$1,000)	Dollar value of business done (\$1,000)	Value of construction work (\$1,000)	Net value of construction work# (\$1,000)
<b>Patillas</b>						
<b>Total</b> .....	<b>6</b>	<b>75</b>	<b>799</b>	<b>4 956</b>	<b>4 956</b>	<b>4 028</b>
Establishments with an average of—						
1 to 4 employees .....	3	7	77	370	370	297
5 to 9 employees .....	1	a	D	D	D	D
10 to 19 employees .....	—	—	—	—	—	—
20 to 49 employees .....	2	b	D	D	D	D
50 to 99 employees .....	—	—	—	—	—	—
100 employees or more .....	—	—	—	—	—	—
<b>Peñuelas</b>						
<b>Total</b> .....	<b>10</b>	<b>871</b>	<b>13 346</b>	<b>D</b>	<b>26 236</b>	<b>22 364</b>
Establishments with an average of—						
1 to 4 employees .....	1	a	D	D	D	D
5 to 9 employees .....	1	a	D	D	D	D
10 to 19 employees .....	2	b	D	D	D	D
20 to 49 employees .....	4	114	1 381	D	4 275	3 807
50 to 99 employees .....	—	—	—	—	—	—
100 employees or more .....	2	f	D	D	D	D
<b>Ponce</b>						
<b>Total</b> .....	<b>96</b>	<b>3 591</b>	<b>43 334</b>	<b>233 545</b>	<b>232 278</b>	<b>209 367</b>
Establishments with an average of—						
1 to 4 employees .....	21	b	D	D	D	D
5 to 9 employees .....	18	123	1 565	D	9 335	8 280
10 to 19 employees .....	18	c	D	D	D	D
20 to 49 employees .....	24	774	6 830	37 846	37 779	31 888
50 to 99 employees .....	6	e	D	D	D	D
100 employees or more .....	9	g	D	D	D	D
<b>Quebradillas</b>						
<b>Total</b> .....	<b>9</b>	<b>153</b>	<b>1 448</b>	<b>8 098</b>	<b>8 098</b>	<b>6 923</b>
Establishments with an average of—						
1 to 4 employees .....	3	7	44	256	256	220
5 to 9 employees .....	2	a	D	D	D	D
10 to 19 employees .....	2	b	D	D	D	D
20 to 49 employees .....	1	b	D	D	D	D
50 to 99 employees .....	1	b	D	D	D	D
100 employees or more .....	—	—	—	—	—	—
<b>Rincón</b>						
<b>Total</b> .....	<b>7</b>	<b>23</b>	<b>243</b>	<b>D</b>	<b>2 107</b>	<b>1 247</b>
Establishments with an average of—						
1 to 4 employees .....	6	a	D	D	D	D
5 to 9 employees .....	1	a	D	D	D	D
10 to 19 employees .....	—	—	—	—	—	—
20 to 49 employees .....	—	—	—	—	—	—
50 to 99 employees .....	—	—	—	—	—	—
100 employees or more .....	—	—	—	—	—	—
<b>Río Grande</b>						
<b>Total</b> .....	<b>9</b>	<b>40</b>	<b>470</b>	<b>D</b>	<b>2 545</b>	<b>2 195</b>
Establishments with an average of—						
1 to 4 employees .....	6	17	148	877	877	711
5 to 9 employees .....	3	23	322	D	1 668	1 484
10 to 19 employees .....	—	—	—	—	—	—
20 to 49 employees .....	—	—	—	—	—	—
50 to 99 employees .....	—	—	—	—	—	—
100 employees or more .....	—	—	—	—	—	—
<b>Sabana Grande</b>						
<b>Total</b> .....	<b>7</b>	<b>83</b>	<b>993</b>	<b>5 375</b>	<b>5 375</b>	<b>4 450</b>
Establishments with an average of—						
1 to 4 employees .....	1	a	D	D	D	D
5 to 9 employees .....	2	a	D	D	D	D
10 to 19 employees .....	3	47	608	2 965	2 965	2 613
20 to 49 employees .....	1	b	D	D	D	D
50 to 99 employees .....	—	—	—	—	—	—
100 employees or more .....	—	—	—	—	—	—
<b>Salinas</b>						
<b>Total</b> .....	<b>3</b>	<b>b</b>	<b>D</b>	<b>D</b>	<b>D</b>	<b>D</b>
Establishments with an average of—						
1 to 4 employees .....	1	a	D	D	D	D
5 to 9 employees .....	1	a	D	D	D	D
10 to 19 employees .....	1	a	D	D	D	D
20 to 49 employees .....	—	—	—	—	—	—
50 to 99 employees .....	—	—	—	—	—	—
100 employees or more .....	—	—	—	—	—	—

**Table 3. Selected Statistics for Establishments by Municipios and Employment Size: 1997—Con.**

[Detail may not add to total because of rounding. For meaning of abbreviations and symbols, see introductory text. For explanation of terms, see Appendix A]

Employment size of establishment and geographic area	Establishments (number)	All employees+ (number)	Annual payroll, all employees (\$1,000)	Dollar value of business done (\$1,000)	Value of construction work (\$1,000)	Net value of construction work# (\$1,000)
<b>San Germán</b>						
<b>Total</b> .....	<b>15</b>	<b>414</b>	<b>4 455</b>	<b>15 342</b>	<b>15 342</b>	<b>13 312</b>
Establishments with an average of—						
1 to 4 employees .....	5	a	D	D	D	D
5 to 9 employees .....	3	17	128	828	828	699
10 to 19 employees .....	2	b	D	D	D	D
20 to 49 employees .....	2	b	D	D	D	D
50 to 99 employees .....	1	b	D	D	D	D
100 employees or more .....	2	c	D	D	D	D
<b>San Juan</b>						
<b>Total</b> .....	<b>472</b>	<b>18 517</b>	<b>235 522</b>	<b>1 520 770</b>	<b>1 497 328</b>	<b>1 198 451</b>
Establishments with an average of—						
1 to 4 employees .....	108	250	4 228	D	52 904	43 275
5 to 9 employees .....	95	645	8 041	81 774	81 507	59 596
10 to 19 employees .....	79	1 114	13 206	82 069	81 974	66 446
20 to 49 employees .....	97	3 008	37 312	252 101	246 932	195 855
50 to 99 employees .....	49	3 311	39 997	D	248 883	195 238
100 employees or more .....	44	10 189	132 738	794 626	785 128	638 041
<b>San Lorenzo</b>						
<b>Total</b> .....	<b>11</b>	<b>220</b>	<b>2 640</b>	<b>15 147</b>	<b>15 147</b>	<b>13 695</b>
Establishments with an average of—						
1 to 4 employees .....	4	a	D	D	D	D
5 to 9 employees .....	1	a	D	D	D	D
10 to 19 employees .....	1	a	D	D	D	D
20 to 49 employees .....	4	125	1 452	8 101	8 101	6 841
50 to 99 employees .....	1	b	D	D	D	D
100 employees or more .....	—	—	—	—	—	—
<b>San Sebastián</b>						
<b>Total</b> .....	<b>25</b>	<b>227</b>	<b>1 857</b>	<b>D</b>	<b>9 660</b>	<b>8 400</b>
Establishments with an average of—						
1 to 4 employees .....	15	b	D	D	D	D
5 to 9 employees .....	3	b	D	D	D	D
10 to 19 employees .....	3	42	214	1 394	1 394	1 265
20 to 49 employees .....	3	64	565	2 822	2 822	2 306
50 to 99 employees .....	1	b	D	D	D	D
100 employees or more .....	—	—	—	—	—	—
<b>Santa Isabel</b>						
<b>Total</b> .....	<b>5</b>	<b>258</b>	<b>2 564</b>	<b>D</b>	<b>14 677</b>	<b>13 003</b>
Establishments with an average of—						
1 to 4 employees .....	2	a	D	D	D	D
5 to 9 employees .....	1	a	D	D	D	D
10 to 19 employees .....	—	—	—	—	—	—
20 to 49 employees .....	—	—	—	—	—	—
50 to 99 employees .....	1	b	D	D	D	D
100 employees or more .....	1	c	D	D	D	D
<b>Toa Alta</b>						
<b>Total</b> .....	<b>12</b>	<b>55</b>	<b>479</b>	<b>2 462</b>	<b>2 462</b>	<b>2 122</b>
Establishments with an average of—						
1 to 4 employees .....	7	a	D	D	D	D
5 to 9 employees .....	4	23	159	1 196	1 196	1 040
10 to 19 employees .....	1	a	D	D	D	D
20 to 49 employees .....	—	—	—	—	—	—
50 to 99 employees .....	—	—	—	—	—	—
100 employees or more .....	—	—	—	—	—	—
<b>Toa Baja</b>						
<b>Total</b> .....	<b>40</b>	<b>1 124</b>	<b>14 351</b>	<b>D</b>	<b>95 313</b>	<b>77 798</b>
Establishments with an average of—						
1 to 4 employees .....	10	b	D	D	D	D
5 to 9 employees .....	12	b	D	D	D	D
10 to 19 employees .....	8	106	1 239	12 365	12 365	10 943
20 to 49 employees .....	5	141	1 559	9 141	9 141	7 849
50 to 99 employees .....	4	e	D	D	D	D
100 employees or more .....	1	e	D	D	D	D
<b>Trujillo Alto</b>						
<b>Total</b> .....	<b>38</b>	<b>1 766</b>	<b>25 561</b>	<b>D</b>	<b>128 964</b>	<b>106 650</b>
Establishments with an average of—						
1 to 4 employees .....	10	23	192	1 375	1 375	953
5 to 9 employees .....	6	43	401	2 135	2 135	1 933
10 to 19 employees .....	6	82	626	3 386	3 386	2 813
20 to 49 employees .....	6	182	2 070	D	10 875	10 259
50 to 99 employees .....	5	373	3 497	17 284	17 284	14 112
100 employees or more .....	5	1 063	18 775	D	93 909	76 580

**Table 3. Selected Statistics for Establishments by Municipios and Employment Size: 1997—Con.**

[Detail may not add to total because of rounding. For meaning of abbreviations and symbols, see introductory text. For explanation of terms, see Appendix A]

Employment size of establishment and geographic area	Establishments (number)	All employees+ (number)	Annual payroll, all employees (\$1,000)	Dollar value of business done (\$1,000)	Value of construction work (\$1,000)	Net value of construction work# (\$1,000)
<b>Utua</b>						
<b>Total</b> .....	<b>3</b>	<b>15</b>	<b>142</b>	<b>550</b>	<b>550</b>	<b>491</b>
Establishments with an average of—						
1 to 4 employees .....	2	a	D	D	D	D
5 to 9 employees .....	—	—	—	—	—	—
10 to 19 employees .....	1	a	D	D	D	D
20 to 49 employees .....	—	—	—	—	—	—
50 to 99 employees .....	—	—	—	—	—	—
100 employees or more .....	—	—	—	—	—	—
<b>Vega Alta</b>						
<b>Total</b> .....	<b>9</b>	<b>214</b>	<b>2 510</b>	<b>D</b>	<b>12 213</b>	<b>10 088</b>
Establishments with an average of—						
1 to 4 employees .....	3	a	D	D	D	D
5 to 9 employees .....	3	19	156	1 649	1 649	1 177
10 to 19 employees .....	1	a	D	D	D	D
20 to 49 employees .....	—	—	—	—	—	—
50 to 99 employees .....	1	b	D	D	D	D
100 employees or more .....	1	c	D	D	D	D
<b>Vega Baja</b>						
<b>Total</b> .....	<b>26</b>	<b>672</b>	<b>6 172</b>	<b>D</b>	<b>31 747</b>	<b>22 631</b>
Establishments with an average of—						
1 to 4 employees .....	9	b	D	D	D	D
5 to 9 employees .....	3	24	220	1 845	1 845	1 380
10 to 19 employees .....	5	64	506	1 850	1 850	1 567
20 to 49 employees .....	6	205	1 839	13 102	13 102	12 237
50 to 99 employees .....	1	b	D	D	D	D
100 employees or more .....	2	e	D	D	D	D
<b>Vieques</b>						
<b>Total</b> .....	<b>3</b>	<b>b</b>	<b>D</b>	<b>D</b>	<b>D</b>	<b>D</b>
Establishments with an average of—						
1 to 4 employees .....	—	—	—	—	—	—
5 to 9 employees .....	1	a	D	D	D	D
10 to 19 employees .....	—	—	—	—	—	—
20 to 49 employees .....	2	b	D	D	D	D
50 to 99 employees .....	—	—	—	—	—	—
100 employees or more .....	—	—	—	—	—	—
<b>Villalba</b>						
<b>Total</b> .....	<b>12</b>	<b>b</b>	<b>D</b>	<b>D</b>	<b>D</b>	<b>D</b>
Establishments with an average of—						
1 to 4 employees .....	6	a	D	D	D	D
5 to 9 employees .....	4	b	D	D	D	D
10 to 19 employees .....	1	a	D	D	D	D
20 to 49 employees .....	1	b	D	D	D	D
50 to 99 employees .....	—	—	—	—	—	—
100 employees or more .....	—	—	—	—	—	—
<b>Yabucoa</b>						
<b>Total</b> .....	<b>8</b>	<b>146</b>	<b>1 652</b>	<b>8 847</b>	<b>8 847</b>	<b>7 163</b>
Establishments with an average of—						
1 to 4 employees .....	3	a	D	D	D	D
5 to 9 employees .....	4	b	D	D	D	D
10 to 19 employees .....	—	—	—	—	—	—
20 to 49 employees .....	—	—	—	—	—	—
50 to 99 employees .....	—	—	—	—	—	—
100 employees or more .....	1	c	D	D	D	D
<b>Yauco</b>						
<b>Total</b> .....	<b>14</b>	<b>141</b>	<b>1 529</b>	<b>10 814</b>	<b>10 814</b>	<b>8 879</b>
Establishments with an average of—						
1 to 4 employees .....	7	a	D	D	D	D
5 to 9 employees .....	4	28	207	1 310	1 310	1 310
10 to 19 employees .....	1	a	D	D	D	D
20 to 49 employees .....	1	b	D	D	D	D
50 to 99 employees .....	1	b	D	D	D	D
100 employees or more .....	—	—	—	—	—	—

**Table 3. Selected Statistics for Establishments by Municipios and Employment Size: 1997—Con.**

[Detail may not add to total because of rounding. For meaning of abbreviations and symbols, see introductory text. For explanation of terms, see Appendix A]

Employment size of establishment and geographic area	Value added++ (\$1,000)	Payments for materials, components, supplies, electricity, and fuels (\$1,000)	Payments for construction work subcontracted to others (\$1,000)	Rental payments for machinery, equipment, and structures (\$1,000)	Capital expenditures, other than land (\$1,000)	End-of-year gross book value of depreciable assets (\$1,000)
<b>PUERTO RICO</b>						
<b>Total</b> .....	<b>2 106 326</b>	<b>1 175 755</b>	<b>734 753</b>	<b>90 261</b>	<b>204 242</b>	<b>781 470</b>
Establishments with an average of—						
1 to 4 employees .....	87 748	40 802	25 320	2 201	8 609	35 264
5 to 9 employees .....	105 914	62 609	48 571	2 612	5 642	40 782
10 to 19 employees .....	159 710	81 945	44 702	4 464	7 208	60 437
20 to 49 employees .....	329 035	179 567	99 890	6 456	125 261	251 124
50 to 99 employees .....	355 614	209 349	130 291	8 506	16 743	112 000
100 employees or more .....	1 068 305	601 483	385 979	66 022	40 779	281 863
<b>Adjuntas</b>						
<b>Total</b> .....	<b>1 669</b>	<b>981</b>	<b>96</b>	<b>6</b>	<b>16</b>	<b>1 054</b>
Establishments with an average of—						
1 to 4 employees .....	D	D	D	—	—	D
5 to 9 employees .....	D	D	D	D	D	D
10 to 19 employees .....	D	D	—	—	D	D
20 to 49 employees .....	—	—	—	—	—	—
50 to 99 employees .....	D	D	D	D	—	D
100 employees or more .....	—	—	—	—	—	—
<b>Aguada</b>						
<b>Total</b> .....	<b>D</b>	<b>7 336</b>	<b>5 410</b>	<b>418</b>	<b>517</b>	<b>2 906</b>
Establishments with an average of—						
1 to 4 employees .....	D	D	D	D	D	D
5 to 9 employees .....	1 007	753	300	22	41	401
10 to 19 employees .....	D	D	D	—	—	D
20 to 49 employees .....	D	D	D	—	D	D
50 to 99 employees .....	D	D	D	D	D	D
100 employees or more .....	D	D	D	D	D	D
<b>Aguadilla</b>						
<b>Total</b> .....	<b>D</b>	<b>3 705</b>	<b>1 611</b>	<b>121</b>	<b>719</b>	<b>2 444</b>
Establishments with an average of—						
1 to 4 employees .....	D	D	D	D	D	D
5 to 9 employees .....	D	472	121	22	47	326
10 to 19 employees .....	D	D	—	D	D	D
20 to 49 employees .....	—	—	—	—	—	—
50 to 99 employees .....	D	D	—	D	D	D
100 employees or more .....	D	D	D	—	—	—
<b>Aguas Buenas</b>						
<b>Total</b> .....	<b>D</b>	<b>1 325</b>	<b>437</b>	<b>183</b>	<b>106</b>	<b>590</b>
Establishments with an average of—						
1 to 4 employees .....	D	D	D	D	D	D
5 to 9 employees .....	D	D	D	D	D	D
10 to 19 employees .....	—	—	—	—	—	—
20 to 49 employees .....	D	D	D	—	D	D
50 to 99 employees .....	—	—	—	—	—	—
100 employees or more .....	—	—	—	—	—	—
<b>Aibonito</b>						
<b>Total</b> .....	<b>2 204</b>	<b>1 661</b>	<b>1 109</b>	<b>186</b>	<b>255</b>	<b>685</b>
Establishments with an average of—						
1 to 4 employees .....	D	D	D	—	D	D
5 to 9 employees .....	405	407	167	10	35	231
10 to 19 employees .....	D	D	D	D	D	D
20 to 49 employees .....	—	—	—	—	—	—
50 to 99 employees .....	D	D	D	D	D	D
100 employees or more .....	—	—	—	—	—	—
<b>Añasco</b>						
<b>Total</b> .....	<b>D</b>	<b>3 187</b>	<b>425</b>	<b>221</b>	<b>286</b>	<b>2 867</b>
Establishments with an average of—						
1 to 4 employees .....	D	D	D	D	D	D
5 to 9 employees .....	D	D	D	D	D	D
10 to 19 employees .....	D	D	D	D	D	D
20 to 49 employees .....	1 701	1 509	34	44	103	1 203
50 to 99 employees .....	D	D	—	—	D	D
100 employees or more .....	—	—	—	—	—	—
<b>Arecibo</b>						
<b>Total</b> .....	<b>27 089</b>	<b>7 062</b>	<b>1 157</b>	<b>71</b>	<b>251</b>	<b>1 763</b>
Establishments with an average of—						
1 to 4 employees .....	D	D	D	D	D	D
5 to 9 employees .....	D	D	D	D	D	D
10 to 19 employees .....	D	D	D	D	D	D
20 to 49 employees .....	D	D	D	D	D	D
50 to 99 employees .....	—	—	—	—	—	—
100 employees or more .....	D	D	—	—	—	—



**Table 3. Selected Statistics for Establishments by Municipios and Employment Size: 1997—Con.**

[Detail may not add to total because of rounding. For meaning of abbreviations and symbols, see introductory text. For explanation of terms, see Appendix A]

Employment size of establishment and geographic area	Value added++ (\$1,000)	Payments for materials, components, supplies, electricity, and fuels (\$1,000)	Payments for construction work subcontracted to others (\$1,000)	Rental payments for machinery, equipment, and structures (\$1,000)	Capital expenditures, other than land (\$1,000)	End-of-year gross book value of depreciable assets (\$1,000)
<b>Arroyo</b>						
<b>Total</b> .....	<b>416</b>	<b>485</b>	<b>263</b>	<b>4</b>	<b>22</b>	<b>143</b>
Establishments with an average of—						
1 to 4 employees .....	D	D	D	D	D	D
5 to 9 employees .....	D	D	D	D	D	D
10 to 19 employees .....	—	—	—	—	—	—
20 to 49 employees .....	D	D	D	—	—	D
50 to 99 employees .....	—	—	—	—	—	—
100 employees or more .....	—	—	—	—	—	—
<b>Barceloneta</b>						
<b>Total</b> .....	<b>D</b>	<b>6 860</b>	<b>1 832</b>	<b>247</b>	<b>366</b>	<b>3 314</b>
Establishments with an average of—						
1 to 4 employees .....	D	D	D	—	D	D
5 to 9 employees .....	—	—	—	—	—	—
10 to 19 employees .....	2 141	1 481	205	13	53	606
20 to 49 employees .....	2 537	2 467	1 165	18	76	915
50 to 99 employees .....	D	D	—	D	—	D
100 employees or more .....	D	D	D	D	D	D
<b>Barranquitas</b>						
<b>Total</b> .....	<b>D</b>	<b>D</b>	<b>D</b>	<b>D</b>	<b>D</b>	<b>D</b>
Establishments with an average of—						
1 to 4 employees .....	994	1 294	355	14	53	687
5 to 9 employees .....	D	D	D	D	D	D
10 to 19 employees .....	D	D	—	D	D	D
20 to 49 employees .....	D	D	D	D	D	D
50 to 99 employees .....	—	—	—	—	—	—
100 employees or more .....	D	D	D	D	D	D
<b>Bayamón</b>						
<b>Total</b> .....	<b>D</b>	<b>43 549</b>	<b>31 841</b>	<b>2 640</b>	<b>6 275</b>	<b>28 416</b>
Establishments with an average of—						
1 to 4 employees .....	D	D	D	D	D	D
5 to 9 employees .....	D	D	D	D	D	D
10 to 19 employees .....	D	7 350	2 676	444	282	3 358
20 to 49 employees .....	D	4 934	3 492	205	2 204	5 411
50 to 99 employees .....	D	13 814	17 311	1 122	2 858	7 083
100 employees or more .....	D	9 335	5 931	600	389	8 686
<b>Cabo Rojo</b>						
<b>Total</b> .....	<b>D</b>	<b>3 745</b>	<b>2 391</b>	<b>72</b>	<b>2 764</b>	<b>3 856</b>
Establishments with an average of—						
1 to 4 employees .....	679	404	277	7	31	310
5 to 9 employees .....	D	D	D	D	D	D
10 to 19 employees .....	D	D	D	D	D	D
20 to 49 employees .....	—	—	—	—	—	—
50 to 99 employees .....	D	D	D	D	D	D
100 employees or more .....	D	D	D	—	D	D
<b>Caguas</b>						
<b>Total</b> .....	<b>D</b>	<b>26 848</b>	<b>14 871</b>	<b>889</b>	<b>1 560</b>	<b>12 055</b>
Establishments with an average of—						
1 to 4 employees .....	D	D	D	D	D	D
5 to 9 employees .....	D	2 355	1 538	87	189	1 807
10 to 19 employees .....	D	D	D	D	D	D
20 to 49 employees .....	D	D	D	D	D	D
50 to 99 employees .....	D	D	D	D	D	D
100 employees or more .....	D	D	D	D	—	D
<b>Camuy</b>						
<b>Total</b> .....	<b>3 891</b>	<b>4 099</b>	<b>1 335</b>	<b>76</b>	<b>144</b>	<b>1 611</b>
Establishments with an average of—						
1 to 4 employees .....	D	D	D	D	D	D
5 to 9 employees .....	D	D	D	D	D	D
10 to 19 employees .....	D	D	D	D	—	—
20 to 49 employees .....	D	D	D	D	D	D
50 to 99 employees .....	D	D	D	—	—	—
100 employees or more .....	D	D	D	D	—	D
<b>Canóvanas</b>						
<b>Total</b> .....	<b>4 501</b>	<b>998</b>	<b>591</b>	<b>9</b>	<b>156</b>	<b>1 217</b>
Establishments with an average of—						
1 to 4 employees .....	594	127	374	1	12	143
5 to 9 employees .....	D	D	—	D	D	D
10 to 19 employees .....	D	D	D	D	D	D
20 to 49 employees .....	D	D	D	—	D	D
50 to 99 employees .....	—	—	—	—	—	—
100 employees or more .....	—	—	—	—	—	—

**Table 3. Selected Statistics for Establishments by Municipios and Employment Size: 1997—Con.**

[Detail may not add to total because of rounding. For meaning of abbreviations and symbols, see introductory text. For explanation of terms, see Appendix A]

Employment size of establishment and geographic area	Value added++ (\$1,000)	Payments for materials, components, supplies, electricity, and fuels (\$1,000)	Payments for construction work subcontracted to others (\$1,000)	Rental payments for machinery, equipment, and structures (\$1,000)	Capital expenditures, other than land (\$1,000)	End-of-year gross book value of depreciable assets (\$1,000)
<b>Carolina</b>						
<b>Total</b> .....	<b>53 586</b>	<b>40 307</b>	<b>35 421</b>	<b>2 031</b>	<b>98 256</b>	<b>125 843</b>
Establishments with an average of—						
1 to 4 employees .....	6 569	1 390	4 127	57	132	1 114
5 to 9 employees .....	D	3 694	2 470	48	436	4 139
10 to 19 employees .....	D	5 237	1 356	106	360	2 476
20 to 49 employees .....	D	2 919	2 329	157	96 290	100 796
50 to 99 employees .....	D	5 149	9 995	706	170	2 292
100 employees or more .....	14 204	21 918	15 144	957	868	15 026
<b>Cataño</b>						
<b>Total</b> .....	<b>19 127</b>	<b>8 783</b>	<b>2 593</b>	<b>200</b>	<b>572</b>	<b>1 531</b>
Establishments with an average of—						
1 to 4 employees .....	385	208	79	1	18	129
5 to 9 employees .....	D	D	D	—	—	D
10 to 19 employees .....	D	D	—	—	D	D
20 to 49 employees .....	D	D	D	D	D	D
50 to 99 employees .....	—	—	—	—	—	—
100 employees or more .....	D	D	D	D	D	D
<b>Cayey</b>						
<b>Total</b> .....	<b>2 229</b>	<b>1 379</b>	<b>564</b>	<b>76</b>	<b>72</b>	<b>910</b>
Establishments with an average of—						
1 to 4 employees .....	D	D	D	D	D	D
5 to 9 employees .....	D	D	D	—	D	D
10 to 19 employees .....	905	421	114	30	—	197
20 to 49 employees .....	D	D	—	D	—	D
50 to 99 employees .....	—	—	—	—	—	—
100 employees or more .....	—	—	—	—	—	—
<b>Ceiba</b>						
<b>Total</b> .....	<b>407</b>	<b>182</b>	<b>4</b>	<b>—</b>	<b>—</b>	<b>13</b>
Establishments with an average of—						
1 to 4 employees .....	407	182	4	—	—	13
5 to 9 employees .....	—	—	—	—	—	—
10 to 19 employees .....	—	—	—	—	—	—
20 to 49 employees .....	—	—	—	—	—	—
50 to 99 employees .....	—	—	—	—	—	—
100 employees or more .....	—	—	—	—	—	—
<b>Ciales</b>						
<b>Total</b> .....	<b>3 152</b>	<b>1 402</b>	<b>158</b>	<b>79</b>	<b>158</b>	<b>1 801</b>
Establishments with an average of—						
1 to 4 employees .....	281	117	10	1	5	138
5 to 9 employees .....	541	483	52	16	9	103
10 to 19 employees .....	D	D	—	—	—	D
20 to 49 employees .....	D	D	D	D	D	D
50 to 99 employees .....	—	—	—	—	—	—
100 employees or more .....	—	—	—	—	—	—
<b>Cidra</b>						
<b>Total</b> .....	<b>2 134</b>	<b>1 535</b>	<b>559</b>	<b>77</b>	<b>74</b>	<b>627</b>
Establishments with an average of—						
1 to 4 employees .....	D	D	D	D	D	D
5 to 9 employees .....	306	254	220	7	16	161
10 to 19 employees .....	1 065	772	120	58	28	188
20 to 49 employees .....	D	D	D	—	—	—
50 to 99 employees .....	—	—	—	—	—	—
100 employees or more .....	—	—	—	—	—	—
<b>Coamo</b>						
<b>Total</b> .....	<b>D</b>	<b>5 095</b>	<b>951</b>	<b>89</b>	<b>635</b>	<b>2 148</b>
Establishments with an average of—						
1 to 4 employees .....	D	D	D	D	D	D
5 to 9 employees .....	469	473	452	29	8	202
10 to 19 employees .....	D	D	D	—	D	D
20 to 49 employees .....	2 618	828	393	57	607	1 684
50 to 99 employees .....	D	D	—	—	—	—
100 employees or more .....	—	—	—	—	—	—
<b>Comerio</b>						
<b>Total</b> .....	<b>D</b>	<b>746</b>	<b>142</b>	<b>47</b>	<b>18</b>	<b>413</b>
Establishments with an average of—						
1 to 4 employees .....	D	D	D	D	D	D
5 to 9 employees .....	D	D	D	—	D	D
10 to 19 employees .....	D	D	D	D	—	D
20 to 49 employees .....	—	—	—	—	—	—
50 to 99 employees .....	—	—	—	—	—	—
100 employees or more .....	—	—	—	—	—	—

**Table 3. Selected Statistics for Establishments by Municipios and Employment Size: 1997—Con.**

[Detail may not add to total because of rounding. For meaning of abbreviations and symbols, see introductory text. For explanation of terms, see Appendix A]

Employment size of establishment and geographic area	Value added+++ (\$1,000)	Payments for materials, components, supplies, electricity, and fuels (\$1,000)	Payments for construction work subcontracted to others (\$1,000)	Rental payments for machinery, equipment, and structures (\$1,000)	Capital expenditures, other than land (\$1,000)	End-of-year gross book value of depreciable assets (\$1,000)
<b>Corozal</b>						
<b>Total</b> .....	<b>2 345</b>	<b>1 560</b>	<b>983</b>	<b>83</b>	<b>339</b>	<b>1 386</b>
Establishments with an average of—						
1 to 4 employees .....	D	D	D	D	D	D
5 to 9 employees .....	D	D	D	D	D	D
10 to 19 employees .....	D	D	—	D	D	D
20 to 49 employees .....	D	D	D	D	D	D
50 to 99 employees .....	—	—	—	—	—	—
100 employees or more .....	—	—	—	—	—	—
<b>Culebra</b>						
<b>Total</b> .....	<b>D</b>	<b>D</b>	<b>D</b>	<b>—</b>	<b>D</b>	<b>D</b>
Establishments with an average of—						
1 to 4 employees .....	—	—	—	—	—	—
5 to 9 employees .....	D	D	D	—	D	D
10 to 19 employees .....	—	—	—	—	—	—
20 to 49 employees .....	—	—	—	—	—	—
50 to 99 employees .....	—	—	—	—	—	—
100 employees or more .....	—	—	—	—	—	—
<b>Dorado</b>						
<b>Total</b> .....	<b>D</b>	<b>6 762</b>	<b>2 080</b>	<b>147</b>	<b>264</b>	<b>2 583</b>
Establishments with an average of—						
1 to 4 employees .....	D	D	D	D	D	D
5 to 9 employees .....	D	D	D	D	D	D
10 to 19 employees .....	D	D	—	—	—	D
20 to 49 employees .....	—	—	—	—	—	—
50 to 99 employees .....	D	D	—	—	D	D
100 employees or more .....	D	D	D	D	—	D
<b>Fajardo</b>						
<b>Total</b> .....	<b>10 676</b>	<b>10 642</b>	<b>3 963</b>	<b>387</b>	<b>265</b>	<b>1 550</b>
Establishments with an average of—						
1 to 4 employees .....	1 092	300	33	—	45	158
5 to 9 employees .....	D	D	D	—	D	—
10 to 19 employees .....	D	D	D	D	D	D
20 to 49 employees .....	3 867	2 216	914	102	149	593
50 to 99 employees .....	D	D	D	D	D	D
100 employees or more .....	D	D	D	D	D	D
<b>Florida</b>						
<b>Total</b> .....	<b>D</b>	<b>D</b>	<b>D</b>	<b>—</b>	<b>D</b>	<b>D</b>
Establishments with an average of—						
1 to 4 employees .....	D	D	D	—	D	D
5 to 9 employees .....	D	D	D	—	D	D
10 to 19 employees .....	—	—	—	—	—	—
20 to 49 employees .....	—	—	—	—	—	—
50 to 99 employees .....	D	D	—	—	D	D
100 employees or more .....	—	—	—	—	—	—
<b>Guánica</b>						
<b>Total</b> .....	<b>1 490</b>	<b>4 823</b>	<b>934</b>	<b>26</b>	<b>180</b>	<b>1 300</b>
Establishments with an average of—						
1 to 4 employees .....	D	D	—	D	D	D
5 to 9 employees .....	D	D	D	D	D	D
10 to 19 employees .....	D	D	D	D	D	D
20 to 49 employees .....	—	—	—	—	—	—
50 to 99 employees .....	D	D	D	—	D	D
100 employees or more .....	—	—	—	—	—	—
<b>Guayama</b>						
<b>Total</b> .....	<b>D</b>	<b>2 840</b>	<b>3 445</b>	<b>116</b>	<b>614</b>	<b>4 694</b>
Establishments with an average of—						
1 to 4 employees .....	D	D	D	D	D	D
5 to 9 employees .....	D	290	164	19	54	256
10 to 19 employees .....	D	D	D	D	—	—
20 to 49 employees .....	D	2 009	3 030	66	545	4 298
50 to 99 employees .....	—	—	—	—	—	—
100 employees or more .....	—	—	—	—	—	—
<b>Guayanilla</b>						
<b>Total</b> .....	<b>D</b>	<b>D</b>	<b>—</b>	<b>D</b>	<b>D</b>	<b>D</b>
Establishments with an average of—						
1 to 4 employees .....	—	—	—	—	—	—
5 to 9 employees .....	D	D	—	D	D	D
10 to 19 employees .....	—	—	—	—	—	—
20 to 49 employees .....	D	D	—	—	—	D
50 to 99 employees .....	—	—	—	—	—	—
100 employees or more .....	—	—	—	—	—	—

**Table 3. Selected Statistics for Establishments by Municipios and Employment Size: 1997—Con.**

[Detail may not add to total because of rounding. For meaning of abbreviations and symbols, see introductory text. For explanation of terms, see Appendix A]

Employment size of establishment and geographic area	Value added++ (\$1,000)	Payments for materials, components, supplies, electricity, and fuels (\$1,000)	Payments for construction work subcontracted to others (\$1,000)	Rental payments for machinery, equipment, and structures (\$1,000)	Capital expenditures, other than land (\$1,000)	End-of-year gross book value of depreciable assets (\$1,000)
<b>Guaynabo</b>						
<b>Total</b> .....	<b>392 176</b>	<b>181 059</b>	<b>139 420</b>	<b>33 866</b>	<b>13 891</b>	<b>113 378</b>
Establishments with an average of—						
1 to 4 employees .....	5 582	2 360	1 762	11	104	1 044
5 to 9 employees .....	D	5 094	7 594	334	489	3 103
10 to 19 employees .....	D	6 393	12 381	1 372	516	7 955
20 to 49 employees .....	D	11 521	4 262	757	5 149	23 770
50 to 99 employees .....	D	22 899	15 440	519	819	17 178
100 employees or more .....	D	132 792	97 981	30 873	6 814	60 328
<b>Gurabo</b>						
<b>Total</b> .....	<b>D</b>	<b>6 629</b>	<b>770</b>	<b>1 219</b>	<b>2 609</b>	<b>4 344</b>
Establishments with an average of—						
1 to 4 employees .....	D	D	—	D	D	D
5 to 9 employees .....	D	D	D	D	D	D
10 to 19 employees .....	D	D	D	D	D	D
20 to 49 employees .....	D	D	D	D	D	D
50 to 99 employees .....	D	D	D	D	D	D
100 employees or more .....	D	D	D	D	D	D
<b>Hatillo</b>						
<b>Total</b> .....	<b>5 079</b>	<b>3 289</b>	<b>1 871</b>	<b>98</b>	<b>398</b>	<b>2 428</b>
Establishments with an average of—						
1 to 4 employees .....	D	D	D	D	D	D
5 to 9 employees .....	D	D	D	D	D	D
10 to 19 employees .....	D	D	—	—	—	—
20 to 49 employees .....	4 086	2 608	1 759	35	312	1 806
50 to 99 employees .....	D	D	—	D	D	D
100 employees or more .....	—	—	—	—	—	—
<b>Hormigueros</b>						
<b>Total</b> .....	<b>D</b>	<b>5 286</b>	<b>1 714</b>	<b>201</b>	<b>546</b>	<b>3 808</b>
Establishments with an average of—						
1 to 4 employees .....	D	D	—	—	D	D
5 to 9 employees .....	D	D	—	D	D	D
10 to 19 employees .....	D	D	D	—	D	D
20 to 49 employees .....	—	—	—	—	—	—
50 to 99 employees .....	D	D	D	D	D	D
100 employees or more .....	D	D	D	D	D	D
<b>Humacao</b>						
<b>Total</b> .....	<b>D</b>	<b>7 719</b>	<b>2 787</b>	<b>297</b>	<b>508</b>	<b>3 411</b>
Establishments with an average of—						
1 to 4 employees .....	D	D	D	D	D	D
5 to 9 employees .....	1 218	1 067	286	10	90	566
10 to 19 employees .....	1 409	1 438	605	20	78	633
20 to 49 employees .....	3 242	1 869	599	75	238	945
50 to 99 employees .....	D	D	D	D	D	D
100 employees or more .....	—	—	—	—	—	—
<b>Isabela</b>						
<b>Total</b> .....	<b>2 922</b>	<b>1 761</b>	<b>625</b>	<b>42</b>	<b>123</b>	<b>2 143</b>
Establishments with an average of—						
1 to 4 employees .....	498	133	15	10	7	672
5 to 9 employees .....	808	773	151	7	51	411
10 to 19 employees .....	D	D	D	D	D	D
20 to 49 employees .....	D	D	D	D	—	D
50 to 99 employees .....	—	—	—	—	—	—
100 employees or more .....	—	—	—	—	—	—
<b>Jayuya</b>						
<b>Total</b> .....	<b>D</b>	<b>D</b>	<b>D</b>	<b>D</b>	<b>D</b>	<b>D</b>
Establishments with an average of—						
1 to 4 employees .....	D	D	D	D	D	D
5 to 9 employees .....	3 018	227	221	7	33	246
10 to 19 employees .....	—	—	—	—	—	—
20 to 49 employees .....	—	—	—	—	—	—
50 to 99 employees .....	—	—	—	—	—	—
100 employees or more .....	D	D	D	D	D	D
<b>Juana Díaz</b>						
<b>Total</b> .....	<b>D</b>	<b>2 273</b>	<b>801</b>	<b>75</b>	<b>273</b>	<b>3 316</b>
Establishments with an average of—						
1 to 4 employees .....	D	D	D	D	D	D
5 to 9 employees .....	D	D	D	D	D	D
10 to 19 employees .....	D	802	397	14	101	2 459
20 to 49 employees .....	D	D	D	D	D	D
50 to 99 employees .....	—	—	—	—	—	—
100 employees or more .....	—	—	—	—	—	—

**Table 3. Selected Statistics for Establishments by Municipios and Employment Size: 1997—Con.**

[Detail may not add to total because of rounding. For meaning of abbreviations and symbols, see introductory text. For explanation of terms, see Appendix A]

Employment size of establishment and geographic area	Value added++ (\$1,000)	Payments for materials, components, supplies, electricity, and fuels (\$1,000)	Payments for construction work subcontracted to others (\$1,000)	Rental payments for machinery, equipment, and structures (\$1,000)	Capital expenditures, other than land (\$1,000)	End-of-year gross book value of depreciable assets (\$1,000)
<b>Juncos</b>						
<b>Total</b> .....	<b>5 435</b>	<b>6 279</b>	<b>2 076</b>	<b>311</b>	<b>348</b>	<b>2 002</b>
Establishments with an average of—						
1 to 4 employees .....	314	202	49	14	37	137
5 to 9 employees .....	—	—	—	—	—	—
10 to 19 employees .....	D	D	D	D	D	D
20 to 49 employees .....	D	D	D	D	D	D
50 to 99 employees .....	D	D	D	D	D	D
100 employees or more .....	D	D	D	D	D	D
<b>Lajas</b>						
<b>Total</b> .....	<b>14 042</b>	<b>8 036</b>	<b>9 928</b>	<b>251</b>	<b>209</b>	<b>3 603</b>
Establishments with an average of—						
1 to 4 employees .....	94	75	37	2	7	45
5 to 9 employees .....	D	D	D	D	D	D
10 to 19 employees .....	D	D	D	D	D	D
20 to 49 employees .....	D	D	D	D	D	D
50 to 99 employees .....	—	—	—	—	—	—
100 employees or more .....	D	D	D	D	D	D
<b>Lares</b>						
<b>Total</b> .....	<b>D</b>	<b>1 067</b>	<b>209</b>	<b>23</b>	<b>464</b>	<b>5 762</b>
Establishments with an average of—						
1 to 4 employees .....	178	218	43	5	16	123
5 to 9 employees .....	D	D	—	—	D	D
10 to 19 employees .....	D	D	D	D	D	D
20 to 49 employees .....	D	D	—	—	D	D
50 to 99 employees .....	—	—	—	—	—	—
100 employees or more .....	—	—	—	—	—	—
<b>Las Marías</b>						
<b>Total</b> .....	<b>1 829</b>	<b>1 315</b>	<b>413</b>	<b>15</b>	<b>107</b>	<b>665</b>
Establishments with an average of—						
1 to 4 employees .....	D	D	D	D	D	D
5 to 9 employees .....	D	D	D	D	D	D
10 to 19 employees .....	—	—	—	—	—	—
20 to 49 employees .....	D	D	D	—	D	D
50 to 99 employees .....	—	—	—	—	—	—
100 employees or more .....	—	—	—	—	—	—
<b>Las Piedras</b>						
<b>Total</b> .....	<b>D</b>	<b>28 867</b>	<b>21 831</b>	<b>16 099</b>	<b>331</b>	<b>3 692</b>
Establishments with an average of—						
1 to 4 employees .....	D	D	D	D	D	D
5 to 9 employees .....	756	377	102	4	8	258
10 to 19 employees .....	D	D	D	D	D	D
20 to 49 employees .....	D	2 492	182	48	108	1 623
50 to 99 employees .....	D	D	D	D	D	D
100 employees or more .....	D	D	D	D	D	D
<b>Loiza</b>						
<b>Total</b> .....	<b>D</b>	<b>D</b>	<b>D</b>	<b>D</b>	<b>D</b>	<b>D</b>
Establishments with an average of—						
1 to 4 employees .....	D	D	D	—	D	D
5 to 9 employees .....	—	—	—	—	—	—
10 to 19 employees .....	D	D	D	D	D	D
20 to 49 employees .....	D	D	D	D	D	D
50 to 99 employees .....	—	—	—	—	—	—
100 employees or more .....	—	—	—	—	—	—
<b>Luquillo</b>						
<b>Total</b> .....	<b>D</b>	<b>526</b>	<b>529</b>	<b>17</b>	<b>75</b>	<b>415</b>
Establishments with an average of—						
1 to 4 employees .....	D	D	—	D	D	D
5 to 9 employees .....	D	D	—	D	D	D
10 to 19 employees .....	D	D	D	D	D	D
20 to 49 employees .....	—	—	—	—	—	—
50 to 99 employees .....	—	—	—	—	—	—
100 employees or more .....	—	—	—	—	—	—
<b>Manatí</b>						
<b>Total</b> .....	<b>D</b>	<b>3 467</b>	<b>1 310</b>	<b>156</b>	<b>471</b>	<b>3 355</b>
Establishments with an average of—						
1 to 4 employees .....	935	202	33	4	4	260
5 to 9 employees .....	D	D	D	D	D	D
10 to 19 employees .....	575	859	177	6	77	335
20 to 49 employees .....	D	D	D	D	D	D
50 to 99 employees .....	—	—	—	—	—	—
100 employees or more .....	D	D	D	D	D	D

**Table 3. Selected Statistics for Establishments by Municipios and Employment Size: 1997—Con.**

[Detail may not add to total because of rounding. For meaning of abbreviations and symbols, see introductory text. For explanation of terms, see Appendix A]

Employment size of establishment and geographic area	Value added++ (\$1,000)	Payments for materials, components, supplies, electricity, and fuels (\$1,000)	Payments for construction work subcontracted to others (\$1,000)	Rental payments for machinery, equipment, and structures (\$1,000)	Capital expenditures, other than land (\$1,000)	End-of-year gross book value of depreciable assets (\$1,000)
<b>Maricao</b>						
<b>Total</b> .....	<b>243</b>	<b>193</b>	<b>126</b>	<b>17</b>	<b>192</b>	<b>358</b>
Establishments with an average of—						
1 to 4 employees .....	D	D	—	D	D	D
5 to 9 employees .....	D	D	D	D	D	D
10 to 19 employees .....	—	—	—	—	—	—
20 to 49 employees .....	—	—	—	—	—	—
50 to 99 employees .....	—	—	—	—	—	—
100 employees or more .....	—	—	—	—	—	—
<b>Maunabo</b>						
<b>Total</b> .....	<b>D</b>	<b>D</b>	<b>D</b>	<b>—</b>	<b>—</b>	<b>D</b>
Establishments with an average of—						
1 to 4 employees .....	D	D	D	—	—	D
5 to 9 employees .....	D	D	D	—	—	—
10 to 19 employees .....	—	—	—	—	—	—
20 to 49 employees .....	—	—	—	—	—	—
50 to 99 employees .....	—	—	—	—	—	—
100 employees or more .....	—	—	—	—	—	—
<b>Mayagüez</b>						
<b>Total</b> .....	<b>67 833</b>	<b>41 497</b>	<b>30 363</b>	<b>1 504</b>	<b>3 867</b>	<b>19 561</b>
Establishments with an average of—						
1 to 4 employees .....	805	431	208	12	63	468
5 to 9 employees .....	4 678	1 310	3 783	49	131	649
10 to 19 employees .....	D	2 387	687	101	205	1 117
20 to 49 employees .....	D	7 917	5 544	253	788	4 437
50 to 99 employees .....	D	8 042	6 799	80	383	2 984
100 employees or more .....	32 491	21 410	13 342	1 009	2 297	9 906
<b>Moca</b>						
<b>Total</b> .....	<b>D</b>	<b>4 841</b>	<b>2 723</b>	<b>134</b>	<b>776</b>	<b>5 189</b>
Establishments with an average of—						
1 to 4 employees .....	982	1 069	119	19	62	497
5 to 9 employees .....	1 194	887	193	37	93	327
10 to 19 employees .....	D	D	D	D	D	D
20 to 49 employees .....	D	D	D	—	—	D
50 to 99 employees .....	D	D	D	D	D	D
100 employees or more .....	D	D	D	—	D	D
<b>Morovis</b>						
<b>Total</b> .....	<b>8 622</b>	<b>1 348</b>	<b>516</b>	<b>89</b>	<b>488</b>	<b>1 725</b>
Establishments with an average of—						
1 to 4 employees .....	207	381	34	39	32	151
5 to 9 employees .....	D	D	D	D	D	D
10 to 19 employees .....	D	D	D	—	—	D
20 to 49 employees .....	—	—	—	—	—	—
50 to 99 employees .....	D	D	D	—	—	D
100 employees or more .....	—	—	—	—	—	—
<b>Naguabo</b>						
<b>Total</b> .....	<b>12 017</b>	<b>7 994</b>	<b>2 254</b>	<b>108</b>	<b>2 798</b>	<b>8 376</b>
Establishments with an average of—						
1 to 4 employees .....	D	D	D	—	D	D
5 to 9 employees .....	575	614	111	12	44	270
10 to 19 employees .....	D	D	D	D	D	D
20 to 49 employees .....	5 468	2 678	345	29	2 391	6 543
50 to 99 employees .....	D	D	—	—	—	D
100 employees or more .....	D	D	D	D	D	D
<b>Naranjito</b>						
<b>Total</b> .....	<b>D</b>	<b>10 746</b>	<b>2 744</b>	<b>469</b>	<b>980</b>	<b>6 898</b>
Establishments with an average of—						
1 to 4 employees .....	742	316	54	3	13	289
5 to 9 employees .....	382	254	117	9	16	157
10 to 19 employees .....	D	D	D	D	D	D
20 to 49 employees .....	3 157	5 538	1 160	102	164	3 225
50 to 99 employees .....	D	D	—	—	D	D
100 employees or more .....	D	D	D	D	D	D
<b>Orocovis</b>						
<b>Total</b> .....	<b>3 124</b>	<b>876</b>	<b>147</b>	<b>166</b>	<b>34</b>	<b>587</b>
Establishments with an average of—						
1 to 4 employees .....	287	234	49	49	27	124
5 to 9 employees .....	D	D	D	D	D	D
10 to 19 employees .....	D	D	D	—	—	D
20 to 49 employees .....	D	D	—	D	—	D
50 to 99 employees .....	—	—	—	—	—	—
100 employees or more .....	—	—	—	—	—	—

**Table 3. Selected Statistics for Establishments by Municipios and Employment Size: 1997—Con.**

[Detail may not add to total because of rounding. For meaning of abbreviations and symbols, see introductory text. For explanation of terms, see Appendix A]

Employment size of establishment and geographic area	Value added++ (\$1,000)	Payments for materials, components, supplies, electricity, and fuels (\$1,000)	Payments for construction work subcontracted to others (\$1,000)	Rental payments for machinery, equipment, and structures (\$1,000)	Capital expenditures, other than land (\$1,000)	End-of-year gross book value of depreciable assets (\$1,000)
<b>Patillas</b>						
<b>Total</b> .....	<b>2 443</b>	<b>1 585</b>	<b>928</b>	<b>74</b>	<b>214</b>	<b>1 361</b>
Establishments with an average of—						
1 to 4 employees .....	134	163	73	4	3	32
5 to 9 employees .....	D	D	—	D	D	D
10 to 19 employees .....	—	—	—	—	—	—
20 to 49 employees .....	D	D	D	D	D	D
50 to 99 employees .....	—	—	—	—	—	—
100 employees or more .....	—	—	—	—	—	—
<b>Peñuelas</b>						
<b>Total</b> .....	<b>D</b>	<b>7 220</b>	<b>3 872</b>	<b>234</b>	<b>620</b>	<b>3 930</b>
Establishments with an average of—						
1 to 4 employees .....	D	D	D	—	D	D
5 to 9 employees .....	D	D	D	—	D	D
10 to 19 employees .....	D	D	D	—	D	D
20 to 49 employees .....	D	1 424	468	22	223	922
50 to 99 employees .....	—	—	—	—	—	—
100 employees or more .....	D	D	D	D	D	D
<b>Ponce</b>						
<b>Total</b> .....	<b>133 932</b>	<b>76 691</b>	<b>22 911</b>	<b>3 432</b>	<b>3 849</b>	<b>30 218</b>
Establishments with an average of—						
1 to 4 employees .....	D	D	D	D	D	D
5 to 9 employees .....	D	3 140	1 055	146	158	1 593
10 to 19 employees .....	D	D	D	D	D	D
20 to 49 employees .....	17 417	14 538	5 891	410	789	5 078
50 to 99 employees .....	D	D	D	D	D	D
100 employees or more .....	D	D	D	D	D	D
<b>Quebradillas</b>						
<b>Total</b> .....	<b>3 676</b>	<b>3 247</b>	<b>1 175</b>	<b>22</b>	<b>70</b>	<b>2 090</b>
Establishments with an average of—						
1 to 4 employees .....	131	89	36	4	4	59
5 to 9 employees .....	D	D	D	D	D	D
10 to 19 employees .....	D	D	D	—	D	D
20 to 49 employees .....	D	D	D	D	D	D
50 to 99 employees .....	D	D	D	—	—	D
100 employees or more .....	—	—	—	—	—	—
<b>Rincón</b>						
<b>Total</b> .....	<b>D</b>	<b>639</b>	<b>860</b>	<b>57</b>	<b>64</b>	<b>295</b>
Establishments with an average of—						
1 to 4 employees .....	D	D	D	D	D	D
5 to 9 employees .....	D	D	D	D	D	D
10 to 19 employees .....	—	—	—	—	—	—
20 to 49 employees .....	—	—	—	—	—	—
50 to 99 employees .....	—	—	—	—	—	—
100 employees or more .....	—	—	—	—	—	—
<b>Río Grande</b>						
<b>Total</b> .....	<b>D</b>	<b>746</b>	<b>350</b>	<b>29</b>	<b>42</b>	<b>596</b>
Establishments with an average of—						
1 to 4 employees .....	522	189	166	3	24	187
5 to 9 employees .....	D	557	184	26	18	409
10 to 19 employees .....	—	—	—	—	—	—
20 to 49 employees .....	—	—	—	—	—	—
50 to 99 employees .....	—	—	—	—	—	—
100 employees or more .....	—	—	—	—	—	—
<b>Sabana Grande</b>						
<b>Total</b> .....	<b>2 482</b>	<b>1 968</b>	<b>925</b>	<b>43</b>	<b>113</b>	<b>1 528</b>
Establishments with an average of—						
1 to 4 employees .....	D	D	D	—	D	D
5 to 9 employees .....	D	D	D	D	D	D
10 to 19 employees .....	1 506	1 107	352	15	96	658
20 to 49 employees .....	D	D	D	D	D	D
50 to 99 employees .....	—	—	—	—	—	—
100 employees or more .....	—	—	—	—	—	—
<b>Salinas</b>						
<b>Total</b> .....	<b>D</b>	<b>D</b>	<b>D</b>	<b>—</b>	<b>D</b>	<b>D</b>
Establishments with an average of—						
1 to 4 employees .....	D	D	D	—	D	D
5 to 9 employees .....	D	D	—	—	—	D
10 to 19 employees .....	D	D	D	—	—	D
20 to 49 employees .....	—	—	—	—	—	—
50 to 99 employees .....	—	—	—	—	—	—
100 employees or more .....	—	—	—	—	—	—

**Table 3. Selected Statistics for Establishments by Municipios and Employment Size: 1997—Con.**

[Detail may not add to total because of rounding. For meaning of abbreviations and symbols, see introductory text. For explanation of terms, see Appendix A]

Employment size of establishment and geographic area	Value added++ (\$1,000)	Payments for materials, components, supplies, electricity, and fuels (\$1,000)	Payments for construction work subcontracted to others (\$1,000)	Rental payments for machinery, equipment, and structures (\$1,000)	Capital expenditures, other than land (\$1,000)	End-of-year gross book value of depreciable assets (\$1,000)
<b>San Germán</b>						
<b>Total</b> .....	<b>8 433</b>	<b>4 879</b>	<b>2 030</b>	<b>221</b>	<b>243</b>	<b>3 198</b>
Establishments with an average of—						
1 to 4 employees .....	D	D	D	D	D	D
5 to 9 employees .....	426	273	129	3	24	169
10 to 19 employees .....	D	D	D	D	D	D
20 to 49 employees .....	D	D	D	D	D	D
50 to 99 employees .....	D	D	D	D	D	D
100 employees or more .....	D	D	D	D	D	D
<b>San Juan</b>						
<b>Total</b> .....	<b>807 288</b>	<b>414 546</b>	<b>298 877</b>	<b>15 149</b>	<b>42 441</b>	<b>261 684</b>
Establishments with an average of—						
1 to 4 employees .....	D	12 861	9 629	1 086	5 959	17 068
5 to 9 employees .....	40 744	19 104	21 911	535	1 571	12 686
10 to 19 employees .....	44 673	21 847	15 528	1 247	1 787	15 657
20 to 49 employees .....	129 747	71 277	51 077	2 634	9 924	56 696
50 to 99 employees .....	D	82 424	53 645	3 179	6 281	41 779
100 employees or more .....	440 506	207 033	147 087	6 468	16 919	117 798
<b>San Lorenzo</b>						
<b>Total</b> .....	<b>7 349</b>	<b>6 346</b>	<b>1 452</b>	<b>189</b>	<b>1 238</b>	<b>4 164</b>
Establishments with an average of—						
1 to 4 employees .....	D	D	D	D	D	D
5 to 9 employees .....	D	D	D	—	—	—
10 to 19 employees .....	D	D	D	D	—	—
20 to 49 employees .....	4 510	2 331	1 260	7	826	3 347
50 to 99 employees .....	D	D	—	D	D	D
100 employees or more .....	—	—	—	—	—	—
<b>San Sebastián</b>						
<b>Total</b> .....	<b>D</b>	<b>3 338</b>	<b>1 260</b>	<b>73</b>	<b>237</b>	<b>1 933</b>
Establishments with an average of—						
1 to 4 employees .....	D	D	D	D	D	D
5 to 9 employees .....	D	D	D	D	D	D
10 to 19 employees .....	871	394	129	40	11	137
20 to 49 employees .....	1 419	887	516	24	74	672
50 to 99 employees .....	D	D	D	—	D	D
100 employees or more .....	—	—	—	—	—	—
<b>Santa Isabel</b>						
<b>Total</b> .....	<b>D</b>	<b>6 414</b>	<b>1 674</b>	<b>435</b>	<b>1 516</b>	<b>5 701</b>
Establishments with an average of—						
1 to 4 employees .....	D	D	D	D	D	—
5 to 9 employees .....	D	D	D	D	—	—
10 to 19 employees .....	—	—	—	—	—	—
20 to 49 employees .....	—	—	—	—	—	—
50 to 99 employees .....	D	D	D	D	D	D
100 employees or more .....	D	D	D	—	D	D
<b>Toa Alta</b>						
<b>Total</b> .....	<b>1 197</b>	<b>925</b>	<b>340</b>	<b>9</b>	<b>250</b>	<b>825</b>
Establishments with an average of—						
1 to 4 employees .....	D	D	D	D	D	D
5 to 9 employees .....	652	388	156	5	8	152
10 to 19 employees .....	D	D	D	—	D	D
20 to 49 employees .....	—	—	—	—	—	—
50 to 99 employees .....	—	—	—	—	—	—
100 employees or more .....	—	—	—	—	—	—
<b>Toa Baja</b>						
<b>Total</b> .....	<b>D</b>	<b>38 362</b>	<b>17 515</b>	<b>476</b>	<b>1 864</b>	<b>18 350</b>
Establishments with an average of—						
1 to 4 employees .....	D	D	D	D	D	D
5 to 9 employees .....	D	D	D	D	D	D
10 to 19 employees .....	6 540	4 403	1 422	107	302	1 259
20 to 49 employees .....	4 529	3 320	1 292	129	98	2 143
50 to 99 employees .....	D	D	D	D	D	D
100 employees or more .....	D	D	D	—	D	D
<b>Trujillo Alto</b>						
<b>Total</b> .....	<b>D</b>	<b>48 527</b>	<b>22 314</b>	<b>3 893</b>	<b>1 400</b>	<b>19 778</b>
Establishments with an average of—						
1 to 4 employees .....	548	405	422	2	97	479
5 to 9 employees .....	1 201	732	202	7	181	466
10 to 19 employees .....	1 650	1 159	573	74	44	596
20 to 49 employees .....	D	4 277	616	144	369	2 747
50 to 99 employees .....	9 018	5 094	3 172	485	630	2 671
100 employees or more .....	D	36 860	17 329	3 181	79	12 819



**Table 3. Selected Statistics for Establishments by Municipios and Employment Size: 1997—Con.**

[Detail may not add to total because of rounding. For meaning of abbreviations and symbols, see introductory text. For explanation of terms, see Appendix A]

Employment size of establishment and geographic area	Value added++ (\$1,000)	Payments for materials, components, supplies, electricity, and fuels (\$1,000)	Payments for construction work subcontracted to others (\$1,000)	Rental payments for machinery, equipment, and structures (\$1,000)	Capital expenditures, other than land (\$1,000)	End-of-year gross book value of depreciable assets (\$1,000)
<b>Utua</b>						
<b>Total</b> .....	<b>274</b>	<b>217</b>	<b>59</b>	<b>1</b>	<b>61</b>	<b>385</b>
Establishments with an average of—						
1 to 4 employees .....	D	D	D	D	D	D
5 to 9 employees .....	D	D	D	D	D	D
10 to 19 employees .....	D	D	D	D	D	D
20 to 49 employees .....	—	—	—	—	—	—
50 to 99 employees .....	—	—	—	—	—	—
100 employees or more .....	—	—	—	—	—	—
<b>Vega Alta</b>						
<b>Total</b> .....	<b>D</b>	<b>3 920</b>	<b>2 125</b>	<b>529</b>	<b>414</b>	<b>3 198</b>
Establishments with an average of—						
1 to 4 employees .....	D	D	D	D	D	D
5 to 9 employees .....	713	464	472	51	63	456
10 to 19 employees .....	D	D	—	—	D	D
20 to 49 employees .....	—	—	—	—	—	—
50 to 99 employees .....	D	D	D	D	D	D
100 employees or more .....	D	D	D	D	D	D
<b>Vega Baja</b>						
<b>Total</b> .....	<b>D</b>	<b>9 305</b>	<b>9 116</b>	<b>992</b>	<b>926</b>	<b>5 037</b>
Establishments with an average of—						
1 to 4 employees .....	D	D	D	D	D	D
5 to 9 employees .....	821	559	465	5	32	340
10 to 19 employees .....	911	656	283	24	48	430
20 to 49 employees .....	10 215	2 022	865	64	281	2 496
50 to 99 employees .....	D	D	D	—	D	D
100 employees or more .....	D	D	D	D	D	D
<b>Vieques</b>						
<b>Total</b> .....	<b>D</b>	<b>D</b>	<b>D</b>	<b>—</b>	<b>D</b>	<b>D</b>
Establishments with an average of—						
1 to 4 employees .....	—	—	—	—	—	—
5 to 9 employees .....	D	D	—	—	D	D
10 to 19 employees .....	—	—	—	—	—	—
20 to 49 employees .....	D	D	D	—	D	D
50 to 99 employees .....	—	—	—	—	—	—
100 employees or more .....	—	—	—	—	—	—
<b>Villalba</b>						
<b>Total</b> .....	<b>D</b>	<b>D</b>	<b>D</b>	<b>D</b>	<b>D</b>	<b>D</b>
Establishments with an average of—						
1 to 4 employees .....	D	D	D	D	D	D
5 to 9 employees .....	D	D	D	D	D	D
10 to 19 employees .....	D	D	D	D	D	D
20 to 49 employees .....	D	D	D	D	D	D
50 to 99 employees .....	—	—	—	—	—	—
100 employees or more .....	—	—	—	—	—	—
<b>Yabucoa</b>						
<b>Total</b> .....	<b>3 657</b>	<b>3 506</b>	<b>1 684</b>	<b>17</b>	<b>308</b>	<b>948</b>
Establishments with an average of—						
1 to 4 employees .....	D	D	D	D	D	D
5 to 9 employees .....	D	D	D	D	D	D
10 to 19 employees .....	—	—	—	—	—	—
20 to 49 employees .....	—	—	—	—	—	—
50 to 99 employees .....	—	—	—	—	—	—
100 employees or more .....	D	D	D	—	D	D
<b>Yauco</b>						
<b>Total</b> .....	<b>6 212</b>	<b>2 598</b>	<b>1 935</b>	<b>35</b>	<b>122</b>	<b>1 819</b>
Establishments with an average of—						
1 to 4 employees .....	D	D	D	D	D	D
5 to 9 employees .....	936	374	—	6	5	331
10 to 19 employees .....	D	D	—	—	D	D
20 to 49 employees .....	D	D	D	D	D	D
50 to 99 employees .....	D	D	D	—	—	D
100 employees or more .....	—	—	—	—	—	—

**Table 4. Basic Statistics for Establishments by Municipio and Industry: 1997**

[Detail may not add to total because of rounding. For meaning of abbreviations and symbols, see introductory text. For explanation of terms, see Appendix A]

SIC code	Geographic area and industry	Establishments (number)	All employees+ (number)	Payroll, all employees (\$1,000)	Value of construction work (\$1,000)	Value added++ (\$1,000)
	<b>Puerto Rico</b>	<b>1 957</b>	<b>57 123</b>	<b>697 211</b>	<b>3 965 294</b>	<b>2 106 326</b>
1521	Single-family housing construction	381	6 740	70 208	536 793	279 783
1522	Residential construction, nec	61	4 472	47 341	286 836	125 730
1531	Operative builders	59	1 704	23 830	215 358	149 679
1541	Industrial building & warehouses	96	5 015	68 789	289 628	148 783
1542	Nonresidential construction, nec	201	9 529	113 969	670 139	351 129
1611	Highway & street construction, excluding elevated highways	95	i	D	D	D
1622	Bridge, tunnel, & elevated highway construction	12	f	D	D	D
1623	Water, sewer, pipeline, & communications & power lines	45	2 105	27 568	180 075	100 993
1629	Heavy construction, nec	43	2 278	35 760	163 278	100 314
1711	Plumbing, heating, & air-conditioning	163	3 145	37 709	188 647	100 695
1721	Painting & paper hanging	64	651	6 182	23 174	11 454
1731	Electrical work	240	5 779	72 947	314 384	168 631
1741	Masonry, stone setting, & other stonework	16	289	3 398	15 257	D
1742	Plastering, drywall, acoustical, & insulation work	44	1 776	20 009	77 272	D
1743	Terrazzo, tile, marble, & mosaic work	8	107	1 202	5 281	D
1751	Carpentry work	29	201	1 457	5 964	D
1752	Floor laying & other floor work, nec	17	138	1 422	9 762	D
1761	Roofing, siding, & sheet metal work	66	840	7 718	43 102	24 657
1771	Concrete work	51	1 863	21 197	72 528	D
1781	Water well drilling	3	22	359	1 375	D
1791	Structural steel erection	37	843	10 822	60 201	D
1793	Glass & glazing work	11	78	629	4 021	D
1794	Excavation work	16	525	5 867	32 060	D
1795	Wrecking & demolition work	7	71	960	6 183	4 110
1796	Installation or erection of building equipment, nec	33	738	9 923	49 423	D
1799	Special trade contractors, nec	75	572	5 800	27 483	13 932
6552	Subdividers and developers nec (ex cemeteries)	84	817	9 476	113 946	D
	<b>Adjuntas, PR</b>	<b>5</b>	<b>88</b>	<b>632</b>	<b>2 746</b>	<b>1 669</b>
1521	Single-family housing construction	3	a	D	D	D
1522	Residential construction, nec	—	—	—	—	—
1531	Operative builders	—	—	—	—	—
1541	Industrial building & warehouses	—	—	—	—	—
1542	Nonresidential construction, nec	—	—	—	—	—
1611	Highway & street construction, excluding elevated highways	—	—	—	—	—
1622	Bridge, tunnel, & elevated highway construction	—	—	—	—	—
1623	Water, sewer, pipeline, & communications & power lines	1	a	D	D	D
1629	Heavy construction, nec	—	—	—	—	—
1711	Plumbing, heating, & air-conditioning	—	—	—	—	—
1721	Painting & paper hanging	—	—	—	—	—
1731	Electrical work	—	—	—	—	—
1741	Masonry, stone setting, & other stonework	—	—	—	—	—
1742	Plastering, drywall, acoustical, & insulation work	—	—	—	—	—
1743	Terrazzo, tile, marble, & mosaic work	—	—	—	—	—
1751	Carpentry work	1	b	D	D	D
1752	Floor laying & other floor work, nec	—	—	—	—	—
1761	Roofing, siding, & sheet metal work	—	—	—	—	—
1771	Concrete work	—	—	—	—	—
1781	Water well drilling	—	—	—	—	—
1791	Structural steel erection	—	—	—	—	—
1793	Glass & glazing work	—	—	—	—	—
1794	Excavation work	—	—	—	—	—
1795	Wrecking & demolition work	—	—	—	—	—
1796	Installation or erection of building equipment, nec	—	—	—	—	—
1799	Special trade contractors, nec	—	—	—	—	—
6552	Subdividers and developers nec (ex cemeteries)	—	—	—	—	—
	<b>Aguada, PR</b>	<b>29</b>	<b>426</b>	<b>3 542</b>	<b>21 161</b>	<b>D</b>
1521	Single-family housing construction	14	281	2 524	15 768	6 398
1522	Residential construction, nec	1	b	D	D	D
1531	Operative builders	1	a	D	D	D
1541	Industrial building & warehouses	—	—	—	—	—
1542	Nonresidential construction, nec	—	—	—	—	—
1611	Highway & street construction, excluding elevated highways	1	a	D	D	D
1622	Bridge, tunnel, & elevated highway construction	—	—	—	—	—
1623	Water, sewer, pipeline, & communications & power lines	—	—	—	—	—
1629	Heavy construction, nec	—	—	—	—	—
1711	Plumbing, heating, & air-conditioning	—	—	—	—	—
1721	Painting & paper hanging	1	a	D	D	D
1731	Electrical work	3	b	D	D	D
1741	Masonry, stone setting, & other stonework	—	—	—	—	—
1742	Plastering, drywall, acoustical, & insulation work	1	b	D	D	D
1743	Terrazzo, tile, marble, & mosaic work	2	a	D	D	D
1751	Carpentry work	1	a	D	D	D
1752	Floor laying & other floor work, nec	—	—	—	—	—
1761	Roofing, siding, & sheet metal work	1	a	D	D	D
1771	Concrete work	1	a	D	D	D
1781	Water well drilling	—	—	—	—	—
1791	Structural steel erection	—	—	—	—	—
1793	Glass & glazing work	—	—	—	—	—
1794	Excavation work	—	—	—	—	—
1795	Wrecking & demolition work	—	—	—	—	—
1796	Installation or erection of building equipment, nec	—	—	—	—	—
1799	Special trade contractors, nec	2	a	D	D	D
6552	Subdividers and developers nec (ex cemeteries)	—	—	—	—	—

**Table 4. Basic Statistics for Establishments by Municipio and Industry: 1997—Con.**

[Detail may not add to total because of rounding. For meaning of abbreviations and symbols, see introductory text. For explanation of terms, see Appendix A]

SIC code	Geographic area and industry	Establishments (number)	All employees+ (number)	Payroll, all employees (\$1,000)	Value of construction work (\$1,000)	Value added++ (\$1,000)
	<b>Aguadilla, PR</b>	<b>21</b>	<b>289</b>	<b>5 194</b>	<b>19 487</b>	<b>D</b>
1521	Single-family housing construction	7	144	3 952	8 802	6 458
1522	Residential construction, nec	—	—	—	—	—
1531	Operative builders	1	a	D	D	D
1541	Industrial building & warehouses	1	b	D	D	D
1542	Nonresidential construction, nec	—	—	—	—	—
1611	Highway & street construction, excluding elevated highways	1	a	D	D	D
1622	Bridge, tunnel, & elevated highway construction	—	—	—	—	—
1623	Water, sewer, pipeline, & communications & power lines	1	a	D	D	D
1629	Heavy construction, nec	—	—	—	—	—
1711	Plumbing, heating, & air-conditioning	1	a	D	D	D
1721	Painting & paper hanging	1	a	D	D	D
1731	Electrical work	4	b	D	D	D
1741	Masonry, stone setting, & other stonework	1	a	D	D	D
1742	Plastering, drywall, acoustical, & insulation work	—	—	—	—	—
1743	Terrazzo, tile, marble, & mosaic work	—	—	—	—	—
1751	Carpentry work	—	—	—	—	—
1752	Floor laying & other floor work, nec	—	—	—	—	—
1761	Roofing, siding, & sheet metal work	1	a	D	D	D
1771	Concrete work	—	—	—	—	—
1781	Water well drilling	—	—	—	—	—
1791	Structural steel erection	—	—	—	—	—
1793	Glass & glazing work	—	—	—	—	—
1794	Excavation work	—	—	—	—	—
1795	Wrecking & demolition work	—	—	—	—	—
1796	Installation or erection of building equipment, nec	—	—	—	—	—
1799	Special trade contractors, nec	1	a	D	D	D
6552	Subdividers and developers nec (ex cemeteries)	1	a	D	D	D
	<b>Aguas Buenas, PR</b>	<b>7</b>	<b>56</b>	<b>753</b>	<b>3 925</b>	<b>D</b>
1521	Single-family housing construction	1	a	D	D	D
1522	Residential construction, nec	—	—	—	—	—
1531	Operative builders	—	—	—	—	—
1541	Industrial building & warehouses	—	—	—	—	—
1542	Nonresidential construction, nec	1	a	D	D	D
1611	Highway & street construction, excluding elevated highways	—	—	—	—	—
1622	Bridge, tunnel, & elevated highway construction	—	—	—	—	—
1623	Water, sewer, pipeline, & communications & power lines	1	a	D	D	D
1629	Heavy construction, nec	1	a	D	D	D
1711	Plumbing, heating, & air-conditioning	1	a	D	D	D
1721	Painting & paper hanging	—	—	—	—	—
1731	Electrical work	1	b	D	D	D
1741	Masonry, stone setting, & other stonework	—	—	—	—	—
1742	Plastering, drywall, acoustical, & insulation work	—	—	—	—	—
1743	Terrazzo, tile, marble, & mosaic work	—	—	—	—	—
1751	Carpentry work	1	a	D	D	D
1752	Floor laying & other floor work, nec	—	—	—	—	—
1761	Roofing, siding, & sheet metal work	—	—	—	—	—
1771	Concrete work	—	—	—	—	—
1781	Water well drilling	—	—	—	—	—
1791	Structural steel erection	—	—	—	—	—
1793	Glass & glazing work	—	—	—	—	—
1794	Excavation work	—	—	—	—	—
1795	Wrecking & demolition work	—	—	—	—	—
1796	Installation or erection of building equipment, nec	—	—	—	—	—
1799	Special trade contractors, nec	—	—	—	—	—
6552	Subdividers and developers nec (ex cemeteries)	—	—	—	—	—
	<b>Aibonito, PR</b>	<b>8</b>	<b>102</b>	<b>963</b>	<b>4 974</b>	<b>2 204</b>
1521	Single-family housing construction	2	a	D	D	D
1522	Residential construction, nec	1	a	D	D	D
1531	Operative builders	—	—	—	—	—
1541	Industrial building & warehouses	—	—	—	—	—
1542	Nonresidential construction, nec	2	b	D	D	D
1611	Highway & street construction, excluding elevated highways	—	—	—	—	—
1622	Bridge, tunnel, & elevated highway construction	—	—	—	—	—
1623	Water, sewer, pipeline, & communications & power lines	—	—	—	—	—
1629	Heavy construction, nec	—	—	—	—	—
1711	Plumbing, heating, & air-conditioning	1	a	D	D	D
1721	Painting & paper hanging	—	—	—	—	—
1731	Electrical work	2	a	D	D	D
1741	Masonry, stone setting, & other stonework	—	—	—	—	—
1742	Plastering, drywall, acoustical, & insulation work	—	—	—	—	—
1743	Terrazzo, tile, marble, & mosaic work	—	—	—	—	—
1751	Carpentry work	—	—	—	—	—
1752	Floor laying & other floor work, nec	—	—	—	—	—
1761	Roofing, siding, & sheet metal work	—	—	—	—	—
1771	Concrete work	—	—	—	—	—
1781	Water well drilling	—	—	—	—	—
1791	Structural steel erection	—	—	—	—	—
1793	Glass & glazing work	—	—	—	—	—
1794	Excavation work	—	—	—	—	—
1795	Wrecking & demolition work	—	—	—	—	—
1796	Installation or erection of building equipment, nec	—	—	—	—	—
1799	Special trade contractors, nec	—	—	—	—	—
6552	Subdividers and developers nec (ex cemeteries)	—	—	—	—	—

**Table 4. Basic Statistics for Establishments by Municipio and Industry: 1997—Con.**

[Detail may not add to total because of rounding. For meaning of abbreviations and symbols, see introductory text. For explanation of terms, see Appendix A]

SIC code	Geographic area and industry	Establishments (number)	All employees+ (number)	Payroll, all employees (\$1,000)	Value of construction work (\$1,000)	Value added++ (\$1,000)
	<b>Añasco, PR</b>	<b>14</b>	<b>280</b>	<b>2 833</b>	<b>10 949</b>	<b>D</b>
1521	Single-family housing construction	5	54	596	1 617	975
1522	Residential construction, nec	—	—	—	—	—
1531	Operative builders	—	—	—	—	—
1541	Industrial building & warehouses	—	—	—	—	—
1542	Nonresidential construction, nec	2	b	D	D	D
1611	Highway & street construction, excluding elevated highways	5	92	743	3 781	1 938
1622	Bridge, tunnel, & elevated highway construction	—	—	—	—	—
1623	Water, sewer, pipeline, & communications & power lines	—	—	—	—	—
1629	Heavy construction, nec	—	—	—	—	—
1711	Plumbing, heating, & air-conditioning	—	—	—	—	—
1721	Painting & paper hanging	—	—	—	—	—
1731	Electrical work	—	—	—	—	—
1741	Masonry, stone setting, & other stonework	—	—	—	—	—
1742	Plastering, drywall, acoustical, & insulation work	1	b	D	D	D
1743	Terrazzo, tile, marble, & mosaic work	—	—	—	—	—
1751	Carpentry work	—	—	—	—	—
1752	Floor laying & other floor work, nec	—	—	—	—	—
1761	Roofing, siding, & sheet metal work	—	—	—	—	—
1771	Concrete work	—	—	—	—	—
1781	Water well drilling	—	—	—	—	—
1791	Structural steel erection	—	—	—	—	—
1793	Glass & glazing work	—	—	—	—	—
1794	Excavation work	—	—	—	—	—
1795	Wrecking & demolition work	—	—	—	—	—
1796	Installation or erection of building equipment, nec	—	—	—	—	—
1799	Special trade contractors, nec	—	—	—	—	—
6552	Subdividers and developers nec (ex cemeteries)	1	a	D	D	D
	<b>Arecibo, PR</b>	<b>28</b>	<b>303</b>	<b>4 050</b>	<b>35 308</b>	<b>27 089</b>
1521	Single-family housing construction	12	58	501	2 543	1 062
1522	Residential construction, nec	—	—	—	—	—
1531	Operative builders	—	—	—	—	—
1541	Industrial building & warehouses	1	b	D	D	D
1542	Nonresidential construction, nec	1	a	D	D	D
1611	Highway & street construction, excluding elevated highways	2	a	D	D	D
1622	Bridge, tunnel, & elevated highway construction	—	—	—	—	—
1623	Water, sewer, pipeline, & communications & power lines	1	c	D	D	D
1629	Heavy construction, nec	—	—	—	—	—
1711	Plumbing, heating, & air-conditioning	4	33	199	747	304
1721	Painting & paper hanging	1	a	D	D	D
1731	Electrical work	2	a	D	D	D
1741	Masonry, stone setting, & other stonework	—	—	—	—	—
1742	Plastering, drywall, acoustical, & insulation work	—	—	—	—	—
1743	Terrazzo, tile, marble, & mosaic work	—	—	—	—	—
1751	Carpentry work	1	a	D	D	D
1752	Floor laying & other floor work, nec	—	—	—	—	—
1761	Roofing, siding, & sheet metal work	—	—	—	—	—
1771	Concrete work	—	—	—	—	—
1781	Water well drilling	—	—	—	—	—
1791	Structural steel erection	1	a	D	D	D
1793	Glass & glazing work	1	a	D	D	D
1794	Excavation work	—	—	—	—	—
1795	Wrecking & demolition work	—	—	—	—	—
1796	Installation or erection of building equipment, nec	—	—	—	—	—
1799	Special trade contractors, nec	1	b	D	D	D
6552	Subdividers and developers nec (ex cemeteries)	—	—	—	—	—
	<b>Arroyo, PR</b>	<b>5</b>	<b>41</b>	<b>248</b>	<b>1 164</b>	<b>416</b>
1521	Single-family housing construction	—	—	—	—	—
1522	Residential construction, nec	—	—	—	—	—
1531	Operative builders	1	a	D	D	D
1541	Industrial building & warehouses	1	a	D	D	D
1542	Nonresidential construction, nec	1	b	D	D	D
1611	Highway & street construction, excluding elevated highways	—	—	—	—	—
1622	Bridge, tunnel, & elevated highway construction	—	—	—	—	—
1623	Water, sewer, pipeline, & communications & power lines	—	—	—	—	—
1629	Heavy construction, nec	—	—	—	—	—
1711	Plumbing, heating, & air-conditioning	—	—	—	—	—
1721	Painting & paper hanging	—	—	—	—	—
1731	Electrical work	—	—	—	—	—
1741	Masonry, stone setting, & other stonework	—	—	—	—	—
1742	Plastering, drywall, acoustical, & insulation work	—	—	—	—	—
1743	Terrazzo, tile, marble, & mosaic work	—	—	—	—	—
1751	Carpentry work	—	—	—	—	—
1752	Floor laying & other floor work, nec	—	—	—	—	—
1761	Roofing, siding, & sheet metal work	—	—	—	—	—
1771	Concrete work	—	—	—	—	—
1781	Water well drilling	—	—	—	—	—
1791	Structural steel erection	—	—	—	—	—
1793	Glass & glazing work	—	—	—	—	—
1794	Excavation work	1	a	D	D	D
1795	Wrecking & demolition work	—	—	—	—	—
1796	Installation or erection of building equipment, nec	—	—	—	—	—
1799	Special trade contractors, nec	1	a	D	D	D
6552	Subdividers and developers nec (ex cemeteries)	—	—	—	—	—

**Table 4. Basic Statistics for Establishments by Municipio and Industry: 1997—Con.**

[Detail may not add to total because of rounding. For meaning of abbreviations and symbols, see introductory text. For explanation of terms, see Appendix A]

SIC code	Geographic area and industry	Establishments (number)	All employees+ (number)	Payroll, all employees (\$1,000)	Value of construction work (\$1,000)	Value added++ (\$1,000)
	<b>Barceloneta, PR</b>	<b>16</b>	<b>498</b>	<b>6 049</b>	<b>20 298</b>	<b>D</b>
1521	Single-family housing construction	1	b	D	D	D
1522	Residential construction, nec	—	—	—	—	—
1531	Operative builders	—	—	—	—	—
1541	Industrial building & warehouses	5	106	1 313	4 756	2 668
1542	Nonresidential construction, nec	—	—	—	—	—
1611	Highway & street construction, excluding elevated highways	—	—	—	—	—
1622	Bridge, tunnel, & elevated highway construction	—	—	—	—	—
1623	Water, sewer, pipeline, & communications & power lines	—	—	—	—	—
1629	Heavy construction, nec	2	c	D	D	D
1711	Plumbing, heating, & air-conditioning	3	c	D	D	D
1721	Painting & paper hanging	—	—	—	—	—
1731	Electrical work	1	b	D	D	D
1741	Masonry, stone setting, & other stonework	—	—	—	—	—
1742	Plastering, drywall, acoustical, & insulation work	3	46	450	2 023	1 044
1743	Terrazzo, tile, marble, & mosaic work	—	—	—	—	—
1751	Carpentry work	—	—	—	—	—
1752	Floor laying & other floor work, nec	—	—	—	—	—
1761	Roofing, siding, & sheet metal work	—	—	—	—	—
1771	Concrete work	—	—	—	—	—
1781	Water well drilling	—	—	—	—	—
1791	Structural steel erection	—	—	—	—	—
1793	Glass & glazing work	—	—	—	—	—
1794	Excavation work	—	—	—	—	—
1795	Wrecking & demolition work	—	—	—	—	—
1796	Installation or erection of building equipment, nec	—	—	—	—	—
1799	Special trade contractors, nec	1	a	D	D	D
6552	Subdividers and developers nec (ex cemeteries)	—	—	—	—	—
	<b>Barranquitas, PR</b>	<b>27</b>	<b>e</b>	<b>D</b>	<b>D</b>	<b>D</b>
1521	Single-family housing construction	7	22	120	696	310
1522	Residential construction, nec	—	—	—	—	—
1531	Operative builders	1	a	D	D	D
1541	Industrial building & warehouses	2	a	D	D	D
1542	Nonresidential construction, nec	3	c	D	D	D
1611	Highway & street construction, excluding elevated highways	4	48	501	4 753	3 369
1622	Bridge, tunnel, & elevated highway construction	—	—	—	—	—
1623	Water, sewer, pipeline, & communications & power lines	—	—	—	—	—
1629	Heavy construction, nec	—	—	—	—	—
1711	Plumbing, heating, & air-conditioning	—	—	—	—	—
1721	Painting & paper hanging	—	—	—	—	—
1731	Electrical work	3	22	131	838	459
1741	Masonry, stone setting, & other stonework	1	a	D	D	D
1742	Plastering, drywall, acoustical, & insulation work	—	—	—	—	—
1743	Terrazzo, tile, marble, & mosaic work	—	—	—	—	—
1751	Carpentry work	2	a	D	D	D
1752	Floor laying & other floor work, nec	—	—	—	—	—
1761	Roofing, siding, & sheet metal work	—	—	—	—	—
1771	Concrete work	3	b	D	D	D
1781	Water well drilling	—	—	—	—	—
1791	Structural steel erection	—	—	—	—	—
1793	Glass & glazing work	—	—	—	—	—
1794	Excavation work	—	—	—	—	—
1795	Wrecking & demolition work	—	—	—	—	—
1796	Installation or erection of building equipment, nec	—	—	—	—	—
1799	Special trade contractors, nec	1	a	D	D	D
6552	Subdividers and developers nec (ex cemeteries)	—	—	—	—	—
	<b>Bayamón, PR</b>	<b>127</b>	<b>2 290</b>	<b>24 607</b>	<b>142 833</b>	<b>D</b>
1521	Single-family housing construction	13	184	1 548	11 340	3 760
1522	Residential construction, nec	2	b	D	D	D
1531	Operative builders	1	b	D	D	D
1541	Industrial building & warehouses	4	45	715	3 662	2 912
1542	Nonresidential construction, nec	13	169	1 578	12 732	7 130
1611	Highway & street construction, excluding elevated highways	2	b	D	D	D
1622	Bridge, tunnel, & elevated highway construction	1	c	D	D	D
1623	Water, sewer, pipeline, & communications & power lines	4	366	1 972	8 731	5 165
1629	Heavy construction, nec	3	b	D	D	D
1711	Plumbing, heating, & air-conditioning	13	190	2 151	14 049	8 497
1721	Painting & paper hanging	9	76	648	2 876	1 995
1731	Electrical work	22	373	5 039	16 569	8 626
1741	Masonry, stone setting, & other stonework	—	—	—	—	—
1742	Plastering, drywall, acoustical, & insulation work	7	102	681	4 665	2 857
1743	Terrazzo, tile, marble, & mosaic work	—	—	—	—	—
1751	Carpentry work	1	a	D	D	D
1752	Floor laying & other floor work, nec	—	—	—	—	—
1761	Roofing, siding, & sheet metal work	12	104	986	4 697	2 670
1771	Concrete work	2	a	D	D	D
1781	Water well drilling	—	—	—	—	—
1791	Structural steel erection	4	c	D	D	D
1793	Glass & glazing work	1	a	D	D	D
1794	Excavation work	1	c	D	D	D
1795	Wrecking & demolition work	—	—	—	—	—
1796	Installation or erection of building equipment, nec	2	a	D	D	D
1799	Special trade contractors, nec	5	37	316	1 423	679
6552	Subdividers and developers nec (ex cemeteries)	5	b	D	D	D

**Table 4. Basic Statistics for Establishments by Municipio and Industry: 1997—Con.**

[Detail may not add to total because of rounding. For meaning of abbreviations and symbols, see introductory text. For explanation of terms, see Appendix A]

SIC code	Geographic area and industry	Establishments (number)	All employees+ (number)	Payroll, all employees (\$1,000)	Value of construction work (\$1,000)	Value added++ (\$1,000)
	<b>Cabo Rojo, PR</b>	<b>17</b>	<b>286</b>	<b>3 761</b>	<b>14 130</b>	<b>D</b>
1521	Single-family housing construction	6	53	425	1 289	635
1522	Residential construction, nec	1	a	D	D	D
1531	Operative builders	—	—	—	—	—
1541	Industrial building & warehouses	—	—	—	—	—
1542	Nonresidential construction, nec	1	b	D	D	D
1611	Highway & street construction, excluding elevated highways	—	—	—	—	—
1622	Bridge, tunnel, & elevated highway construction	—	—	—	—	—
1623	Water, sewer, pipeline, & communications & power lines	—	—	—	—	—
1629	Heavy construction, nec	—	—	—	—	—
1711	Plumbing, heating, & air-conditioning	1	a	D	D	D
1721	Painting & paper hanging	—	—	—	—	—
1731	Electrical work	3	c	D	D	D
1741	Masonry, stone setting, & other stonework	1	a	D	D	D
1742	Plastering, drywall, acoustical, & insulation work	—	—	—	—	—
1743	Terrazzo, tile, marble, & mosaic work	—	—	—	—	—
1751	Carpentry work	—	—	—	—	—
1752	Floor laying & other floor work, nec	—	—	—	—	—
1761	Roofing, siding, & sheet metal work	2	a	D	D	D
1771	Concrete work	—	—	—	—	—
1781	Water well drilling	—	—	—	—	—
1791	Structural steel erection	—	—	—	—	—
1793	Glass & glazing work	—	—	—	—	—
1794	Excavation work	—	—	—	—	—
1795	Wrecking & demolition work	—	—	—	—	—
1796	Installation or erection of building equipment, nec	—	—	—	—	—
1799	Special trade contractors, nec	1	a	D	D	D
6552	Subdividers and developers nec (ex cemeteries)	1	a	D	D	D
	<b>Caguas, PR</b>	<b>76</b>	<b>1 297</b>	<b>13 457</b>	<b>76 880</b>	<b>D</b>
1521	Single-family housing construction	13	151	1 329	10 765	3 778
1522	Residential construction, nec	3	b	D	D	D
1531	Operative builders	2	a	D	D	D
1541	Industrial building & warehouses	6	c	D	D	D
1542	Nonresidential construction, nec	10	170	1 676	9 070	4 585
1611	Highway & street construction, excluding elevated highways	4	74	970	4 726	2 520
1622	Bridge, tunnel, & elevated highway construction	—	—	—	—	—
1623	Water, sewer, pipeline, & communications & power lines	2	b	D	D	D
1629	Heavy construction, nec	2	a	D	D	D
1711	Plumbing, heating, & air-conditioning	6	184	2 124	8 989	3 609
1721	Painting & paper hanging	—	—	—	—	—
1731	Electrical work	8	82	619	3 186	1 312
1741	Masonry, stone setting, & other stonework	—	—	—	—	—
1742	Plastering, drywall, acoustical, & insulation work	2	b	D	D	D
1743	Terrazzo, tile, marble, & mosaic work	—	—	—	—	—
1751	Carpentry work	3	a	D	D	D
1752	Floor laying & other floor work, nec	—	—	—	—	—
1761	Roofing, siding, & sheet metal work	2	a	D	D	D
1771	Concrete work	3	160	1 440	7 662	3 418
1781	Water well drilling	1	a	D	D	D
1791	Structural steel erection	3	a	D	D	D
1793	Glass & glazing work	—	—	—	—	—
1794	Excavation work	1	a	D	D	D
1795	Wrecking & demolition work	—	—	—	—	—
1796	Installation or erection of building equipment, nec	3	a	D	D	D
1799	Special trade contractors, nec	1	a	D	D	D
6552	Subdividers and developers nec (ex cemeteries)	1	a	D	D	D
	<b>Camuy, PR</b>	<b>16</b>	<b>296</b>	<b>2 140</b>	<b>9 325</b>	<b>3 891</b>
1521	Single-family housing construction	7	66	542	3 036	1 303
1522	Residential construction, nec	—	—	—	—	—
1531	Operative builders	—	—	—	—	—
1541	Industrial building & warehouses	1	a	D	D	D
1542	Nonresidential construction, nec	2	c	D	D	D
1611	Highway & street construction, excluding elevated highways	—	—	—	—	—
1622	Bridge, tunnel, & elevated highway construction	—	—	—	—	—
1623	Water, sewer, pipeline, & communications & power lines	—	—	—	—	—
1629	Heavy construction, nec	—	—	—	—	—
1711	Plumbing, heating, & air-conditioning	—	—	—	—	—
1721	Painting & paper hanging	2	b	D	D	D
1731	Electrical work	1	a	D	D	D
1741	Masonry, stone setting, & other stonework	—	—	—	—	—
1742	Plastering, drywall, acoustical, & insulation work	—	—	—	—	—
1743	Terrazzo, tile, marble, & mosaic work	—	—	—	—	—
1751	Carpentry work	—	—	—	—	—
1752	Floor laying & other floor work, nec	—	—	—	—	—
1761	Roofing, siding, & sheet metal work	1	a	D	D	D
1771	Concrete work	—	—	—	—	—
1781	Water well drilling	—	—	—	—	—
1791	Structural steel erection	1	a	D	D	D
1793	Glass & glazing work	—	—	—	—	—
1794	Excavation work	—	—	—	—	—
1795	Wrecking & demolition work	—	—	—	—	—
1796	Installation or erection of building equipment, nec	—	—	—	—	—
1799	Special trade contractors, nec	1	a	D	D	D
6552	Subdividers and developers nec (ex cemeteries)	—	—	—	—	—

**Table 4. Basic Statistics for Establishments by Municipio and Industry: 1997—Con.**

[Detail may not add to total because of rounding. For meaning of abbreviations and symbols, see introductory text. For explanation of terms, see Appendix A]

SIC code	Geographic area and industry	Establishments (number)	All employees+ (number)	Payroll, all employees (\$1,000)	Value of construction work (\$1,000)	Value added++ (\$1,000)
	<b>Canóvanas, PR</b>	<b>9</b>	<b>80</b>	<b>733</b>	<b>6 090</b>	<b>4 501</b>
1521	Single-family housing construction	2	a	D	D	D
1522	Residential construction, nec	—	—	—	—	—
1531	Operative builders	—	—	—	—	—
1541	Industrial building & warehouses	—	—	—	—	—
1542	Nonresidential construction, nec	1	a	D	D	D
1611	Highway & street construction, excluding elevated highways	1	b	D	D	D
1622	Bridge, tunnel, & elevated highway construction	—	—	—	—	—
1623	Water, sewer, pipeline, & communications & power lines	—	—	—	—	—
1629	Heavy construction, nec	—	—	—	—	—
1711	Plumbing, heating, & air-conditioning	2	b	D	D	D
1721	Painting & paper hanging	—	—	—	—	—
1731	Electrical work	1	a	D	D	D
1741	Masonry, stone setting, & other stonework	—	—	—	—	—
1742	Plastering, drywall, acoustical, & insulation work	—	—	—	—	—
1743	Terrazzo, tile, marble, & mosaic work	—	—	—	—	—
1751	Carpentry work	—	—	—	—	—
1752	Floor laying & other floor work, nec	—	—	—	—	—
1761	Roofing, siding, & sheet metal work	1	a	D	D	D
1771	Concrete work	—	—	—	—	—
1781	Water well drilling	—	—	—	—	—
1791	Structural steel erection	—	—	—	—	—
1793	Glass & glazing work	—	—	—	—	—
1794	Excavation work	1	a	D	D	D
1795	Wrecking & demolition work	—	—	—	—	—
1796	Installation or erection of building equipment, nec	—	—	—	—	—
1799	Special trade contractors, nec	—	—	—	—	—
6552	Subdividers and developers nec (ex cemeteries)	—	—	—	—	—
	<b>Carolina, PR</b>	<b>96</b>	<b>2 042</b>	<b>24 192</b>	<b>128 708</b>	<b>53 586</b>
1521	Single-family housing construction	11	225	2 474	16 753	7 600
1522	Residential construction, nec	3	c	D	D	D
1531	Operative builders	—	—	—	—	—
1541	Industrial building & warehouses	3	34	487	4 140	1 800
1542	Nonresidential construction, nec	5	207	1 456	5 728	4 182
1611	Highway & street construction, excluding elevated highways	7	509	9 035	36 058	7 484
1622	Bridge, tunnel, & elevated highway construction	—	—	—	—	—
1623	Water, sewer, pipeline, & communications & power lines	2	a	D	D	D
1629	Heavy construction, nec	1	a	D	D	D
1711	Plumbing, heating, & air-conditioning	13	96	966	7 902	4 917
1721	Painting & paper hanging	5	22	253	1 184	361
1731	Electrical work	15	261	2 537	13 108	5 078
1741	Masonry, stone setting, & other stonework	—	—	—	—	—
1742	Plastering, drywall, acoustical, & insulation work	8	281	2 563	16 420	9 354
1743	Terrazzo, tile, marble, & mosaic work	—	—	—	—	—
1751	Carpentry work	—	—	—	—	—
1752	Floor laying & other floor work, nec	1	a	D	D	D
1761	Roofing, siding, & sheet metal work	2	b	D	D	D
1771	Concrete work	2	b	D	D	D
1781	Water well drilling	—	—	—	—	—
1791	Structural steel erection	3	34	411	1 220	636
1793	Glass & glazing work	—	—	—	—	—
1794	Excavation work	1	a	D	D	D
1795	Wrecking & demolition work	—	—	—	—	—
1796	Installation or erection of building equipment, nec	7	106	1 457	4 900	2 465
1799	Special trade contractors, nec	2	a	D	D	D
6552	Subdividers and developers nec (ex cemeteries)	5	a	D	D	D
	<b>Cataño, PR</b>	<b>14</b>	<b>412</b>	<b>5 554</b>	<b>30 509</b>	<b>19 127</b>
1521	Single-family housing construction	3	32	311	1 711	724
1522	Residential construction, nec	—	—	—	—	—
1531	Operative builders	—	—	—	—	—
1541	Industrial building & warehouses	—	—	—	—	—
1542	Nonresidential construction, nec	—	—	—	—	—
1611	Highway & street construction, excluding elevated highways	—	—	—	—	—
1622	Bridge, tunnel, & elevated highway construction	—	—	—	—	—
1623	Water, sewer, pipeline, & communications & power lines	—	—	—	—	—
1629	Heavy construction, nec	—	—	—	—	—
1711	Plumbing, heating, & air-conditioning	3	21	433	1 432	651
1721	Painting & paper hanging	—	—	—	—	—
1731	Electrical work	1	a	D	D	D
1741	Masonry, stone setting, & other stonework	—	—	—	—	—
1742	Plastering, drywall, acoustical, & insulation work	1	a	D	D	D
1743	Terrazzo, tile, marble, & mosaic work	—	—	—	—	—
1751	Carpentry work	—	—	—	—	—
1752	Floor laying & other floor work, nec	—	—	—	—	—
1761	Roofing, siding, & sheet metal work	2	c	D	D	D
1771	Concrete work	—	—	—	—	—
1781	Water well drilling	—	—	—	—	—
1791	Structural steel erection	2	c	D	D	D
1793	Glass & glazing work	—	—	—	—	—
1794	Excavation work	—	—	—	—	—
1795	Wrecking & demolition work	—	—	—	—	—
1796	Installation or erection of building equipment, nec	—	—	—	—	—
1799	Special trade contractors, nec	1	b	D	D	D
6552	Subdividers and developers nec (ex cemeteries)	1	a	D	D	D

**Table 4. Basic Statistics for Establishments by Municipio and Industry: 1997—Con.**

[Detail may not add to total because of rounding. For meaning of abbreviations and symbols, see introductory text. For explanation of terms, see Appendix A]

SIC code	Geographic area and industry	Establishments (number)	All employees+ (number)	Payroll, all employees (\$1,000)	Value of construction work (\$1,000)	Value added++ (\$1,000)
<b>Cayey, PR</b>		<b>15</b>	<b>85</b>	<b>778</b>	<b>4 177</b>	<b>2 229</b>
1521	Single-family housing construction	2	a	D	D	D
1522	Residential construction, nec	—	—	—	—	—
1531	Operative builders	—	—	—	—	—
1541	Industrial building & warehouses	—	—	—	—	—
1542	Nonresidential construction, nec	—	—	—	—	—
1611	Highway & street construction, excluding elevated highways	—	—	—	—	—
1622	Bridge, tunnel, & elevated highway construction	—	—	—	—	—
1623	Water, sewer, pipeline, & communications & power lines	3	26	238	1 092	622
1629	Heavy construction, nec	—	—	—	—	—
1711	Plumbing, heating, & air-conditioning	1	a	D	D	D
1721	Painting & paper hanging	—	—	—	—	—
1731	Electrical work	3	7	85	672	341
1741	Masonry, stone setting, & other stonework	—	—	—	—	—
1742	Plastering, drywall, acoustical, & insulation work	1	a	D	D	D
1743	Terrazzo, tile, marble, & mosaic work	—	—	—	—	—
1751	Carpentry work	—	—	—	—	—
1752	Floor laying & other floor work, nec	—	—	—	—	—
1761	Roofing, siding, & sheet metal work	1	a	D	D	D
1771	Concrete work	1	a	D	D	D
1781	Water well drilling	—	—	—	—	—
1791	Structural steel erection	—	—	—	—	—
1793	Glass & glazing work	—	—	—	—	—
1794	Excavation work	1	a	D	D	D
1795	Wrecking & demolition work	—	—	—	—	—
1796	Installation or erection of building equipment, nec	—	—	—	—	—
1799	Special trade contractors, nec	1	a	D	D	D
6552	Subdividers and developers nec (ex cemeteries)	1	a	D	D	D
<b>Ceiba, PR</b>		<b>3</b>	<b>7</b>	<b>79</b>	<b>593</b>	<b>407</b>
1521	Single-family housing construction	1	a	D	D	D
1522	Residential construction, nec	—	—	—	—	—
1531	Operative builders	—	—	—	—	—
1541	Industrial building & warehouses	—	—	—	—	—
1542	Nonresidential construction, nec	—	—	—	—	—
1611	Highway & street construction, excluding elevated highways	1	a	D	D	D
1622	Bridge, tunnel, & elevated highway construction	—	—	—	—	—
1623	Water, sewer, pipeline, & communications & power lines	—	—	—	—	—
1629	Heavy construction, nec	—	—	—	—	—
1711	Plumbing, heating, & air-conditioning	—	—	—	—	—
1721	Painting & paper hanging	—	—	—	—	—
1731	Electrical work	—	—	—	—	—
1741	Masonry, stone setting, & other stonework	—	—	—	—	—
1742	Plastering, drywall, acoustical, & insulation work	—	—	—	—	—
1743	Terrazzo, tile, marble, & mosaic work	—	—	—	—	—
1751	Carpentry work	—	—	—	—	—
1752	Floor laying & other floor work, nec	—	—	—	—	—
1761	Roofing, siding, & sheet metal work	—	—	—	—	—
1771	Concrete work	1	a	D	D	D
1781	Water well drilling	—	—	—	—	—
1791	Structural steel erection	—	—	—	—	—
1793	Glass & glazing work	—	—	—	—	—
1794	Excavation work	—	—	—	—	—
1795	Wrecking & demolition work	—	—	—	—	—
1796	Installation or erection of building equipment, nec	—	—	—	—	—
1799	Special trade contractors, nec	—	—	—	—	—
6552	Subdividers and developers nec (ex cemeteries)	—	—	—	—	—
<b>Ciales, PR</b>		<b>10</b>	<b>86</b>	<b>705</b>	<b>4 712</b>	<b>3 152</b>
1521	Single-family housing construction	5	29	234	1 049	491
1522	Residential construction, nec	1	a	D	D	D
1531	Operative builders	—	—	—	—	—
1541	Industrial building & warehouses	—	—	—	—	—
1542	Nonresidential construction, nec	1	a	D	D	D
1611	Highway & street construction, excluding elevated highways	1	b	D	D	D
1622	Bridge, tunnel, & elevated highway construction	1	b	D	D	D
1623	Water, sewer, pipeline, & communications & power lines	—	—	—	—	—
1629	Heavy construction, nec	—	—	—	—	—
1711	Plumbing, heating, & air-conditioning	—	—	—	—	—
1721	Painting & paper hanging	—	—	—	—	—
1731	Electrical work	—	—	—	—	—
1741	Masonry, stone setting, & other stonework	—	—	—	—	—
1742	Plastering, drywall, acoustical, & insulation work	—	—	—	—	—
1743	Terrazzo, tile, marble, & mosaic work	—	—	—	—	—
1751	Carpentry work	—	—	—	—	—
1752	Floor laying & other floor work, nec	—	—	—	—	—
1761	Roofing, siding, & sheet metal work	—	—	—	—	—
1771	Concrete work	—	—	—	—	—
1781	Water well drilling	—	—	—	—	—
1791	Structural steel erection	—	—	—	—	—
1793	Glass & glazing work	—	—	—	—	—
1794	Excavation work	—	—	—	—	—
1795	Wrecking & demolition work	—	—	—	—	—
1796	Installation or erection of building equipment, nec	—	—	—	—	—
1799	Special trade contractors, nec	1	a	D	D	D
6552	Subdividers and developers nec (ex cemeteries)	—	—	—	—	—



**Table 4. Basic Statistics for Establishments by Municipio and Industry: 1997—Con.**

[Detail may not add to total because of rounding. For meaning of abbreviations and symbols, see introductory text. For explanation of terms, see Appendix A]

SIC code	Geographic area and industry	Establishments (number)	All employees+ (number)	Payroll, all employees (\$1,000)	Value of construction work (\$1,000)	Value added++ (\$1,000)
<b>Cidra, PR</b> .....		<b>15</b>	<b>119</b>	<b>903</b>	<b>4 228</b>	<b>2 134</b>
1521	Single-family housing construction .....	4	17	112	874	398
1522	Residential construction, nec .....	—	—	—	—	—
1531	Operative builders .....	2	a	D	D	D
1541	Industrial building & warehouses .....	1	a	D	D	D
1542	Nonresidential construction, nec .....	2	b	D	D	D
1611	Highway & street construction, excluding elevated highways .....	1	a	D	D	D
1622	Bridge, tunnel, & elevated highway construction .....	—	—	—	—	—
1623	Water, sewer, pipeline, & communications & power lines .....	1	a	D	D	D
1629	Heavy construction, nec .....	—	—	—	—	—
1711	Plumbing, heating, & air-conditioning .....	1	a	D	D	D
1721	Painting & paper hanging .....	—	—	—	—	—
1731	Electrical work .....	2	b	D	D	D
1741	Masonry, stone setting, & other stonework .....	—	—	—	—	—
1742	Plastering, drywall, acoustical, & insulation work .....	—	—	—	—	—
1743	Terrazzo, tile, marble, & mosaic work .....	—	—	—	—	—
1751	Carpentry work .....	—	—	—	—	—
1752	Floor laying & other floor work, nec .....	—	—	—	—	—
1761	Roofing, siding, & sheet metal work .....	—	—	—	—	—
1771	Concrete work .....	1	a	D	D	D
1781	Water well drilling .....	—	—	—	—	—
1791	Structural steel erection .....	—	—	—	—	—
1793	Glass & glazing work .....	—	—	—	—	—
1794	Excavation work .....	—	—	—	—	—
1795	Wrecking & demolition work .....	—	—	—	—	—
1796	Installation or erection of building equipment, nec .....	—	—	—	—	—
1799	Special trade contractors, nec .....	—	—	—	—	—
6552	Subdividers and developers nec (ex cemeteries) .....	—	—	—	—	—
<b>Coamo, PR</b> .....		<b>14</b>	<b>248</b>	<b>2 402</b>	<b>10 092</b>	<b>D</b>
1521	Single-family housing construction .....	4	14	89	358	187
1522	Residential construction, nec .....	1	b	D	D	D
1531	Operative builders .....	—	—	—	—	—
1541	Industrial building & warehouses .....	—	—	—	—	—
1542	Nonresidential construction, nec .....	4	103	927	4 730	2 786
1611	Highway & street construction, excluding elevated highways .....	—	—	—	—	—
1622	Bridge, tunnel, & elevated highway construction .....	—	—	—	—	—
1623	Water, sewer, pipeline, & communications & power lines .....	1	a	D	D	D
1629	Heavy construction, nec .....	—	—	—	—	—
1711	Plumbing, heating, & air-conditioning .....	1	a	D	D	D
1721	Painting & paper hanging .....	—	—	—	—	—
1731	Electrical work .....	1	a	D	D	D
1741	Masonry, stone setting, & other stonework .....	—	—	—	—	—
1742	Plastering, drywall, acoustical, & insulation work .....	—	—	—	—	—
1743	Terrazzo, tile, marble, & mosaic work .....	—	—	—	—	—
1751	Carpentry work .....	—	—	—	—	—
1752	Floor laying & other floor work, nec .....	—	—	—	—	—
1761	Roofing, siding, & sheet metal work .....	—	—	—	—	—
1771	Concrete work .....	—	—	—	—	—
1781	Water well drilling .....	—	—	—	—	—
1791	Structural steel erection .....	—	—	—	—	—
1793	Glass & glazing work .....	—	—	—	—	—
1794	Excavation work .....	—	—	—	—	—
1795	Wrecking & demolition work .....	—	—	—	—	—
1796	Installation or erection of building equipment, nec .....	—	—	—	—	—
1799	Special trade contractors, nec .....	2	a	D	D	D
6552	Subdividers and developers nec (ex cemeteries) .....	—	—	—	—	—
<b>Comerío, PR</b> .....		<b>5</b>	<b>31</b>	<b>283</b>	<b>1 672</b>	<b>D</b>
1521	Single-family housing construction .....	—	—	—	—	—
1522	Residential construction, nec .....	—	—	—	—	—
1531	Operative builders .....	—	—	—	—	—
1541	Industrial building & warehouses .....	—	—	—	—	—
1542	Nonresidential construction, nec .....	1	a	D	D	D
1611	Highway & street construction, excluding elevated highways .....	—	—	—	—	—
1622	Bridge, tunnel, & elevated highway construction .....	—	—	—	—	—
1623	Water, sewer, pipeline, & communications & power lines .....	—	—	—	—	—
1629	Heavy construction, nec .....	—	—	—	—	—
1711	Plumbing, heating, & air-conditioning .....	—	—	—	—	—
1721	Painting & paper hanging .....	—	—	—	—	—
1731	Electrical work .....	3	a	D	D	D
1741	Masonry, stone setting, & other stonework .....	—	—	—	—	—
1742	Plastering, drywall, acoustical, & insulation work .....	—	—	—	—	—
1743	Terrazzo, tile, marble, & mosaic work .....	—	—	—	—	—
1751	Carpentry work .....	—	—	—	—	—
1752	Floor laying & other floor work, nec .....	—	—	—	—	—
1761	Roofing, siding, & sheet metal work .....	—	—	—	—	—
1771	Concrete work .....	—	—	—	—	—
1781	Water well drilling .....	—	—	—	—	—
1791	Structural steel erection .....	—	—	—	—	—
1793	Glass & glazing work .....	—	—	—	—	—
1794	Excavation work .....	—	—	—	—	—
1795	Wrecking & demolition work .....	—	—	—	—	—
1796	Installation or erection of building equipment, nec .....	—	—	—	—	—
1799	Special trade contractors, nec .....	1	a	D	D	D
6552	Subdividers and developers nec (ex cemeteries) .....	—	—	—	—	—

**Table 4. Basic Statistics for Establishments by Municipio and Industry: 1997—Con.**

[Detail may not add to total because of rounding. For meaning of abbreviations and symbols, see introductory text. For explanation of terms, see Appendix A]

SIC code	Geographic area and industry	Establishments (number)	All employees+ (number)	Payroll, all employees (\$1,000)	Value of construction work (\$1,000)	Value added++ (\$1,000)
	<b>Corozal, PR</b>	<b>14</b>	<b>79</b>	<b>722</b>	<b>4 888</b>	<b>2 345</b>
1521	Single-family housing construction	2	b	D	D	D
1522	Residential construction, nec	1	a	D	D	D
1531	Operative builders	—	—	—	—	—
1541	Industrial building & warehouses	2	a	D	D	D
1542	Nonresidential construction, nec	1	a	D	D	D
1611	Highway & street construction, excluding elevated highways	—	—	—	—	—
1622	Bridge, tunnel, & elevated highway construction	—	—	—	—	—
1623	Water, sewer, pipeline, & communications & power lines	—	—	—	—	—
1629	Heavy construction, nec	—	—	—	—	—
1711	Plumbing, heating, & air-conditioning	—	—	—	—	—
1721	Painting & paper hanging	1	a	D	D	D
1731	Electrical work	3	8	40	211	108
1741	Masonry, stone setting, & other stonework	—	—	—	—	—
1742	Plastering, drywall, acoustical, & insulation work	—	—	—	—	—
1743	Terrazzo, tile, marble, & mosaic work	—	—	—	—	—
1751	Carpentry work	—	—	—	—	—
1752	Floor laying & other floor work, nec	—	—	—	—	—
1761	Roofing, siding, & sheet metal work	1	a	D	D	D
1771	Concrete work	1	a	D	D	D
1781	Water well drilling	—	—	—	—	—
1791	Structural steel erection	—	—	—	—	—
1793	Glass & glazing work	1	a	D	D	D
1794	Excavation work	—	—	—	—	—
1795	Wrecking & demolition work	—	—	—	—	—
1796	Installation or erection of building equipment, nec	—	—	—	—	—
1799	Special trade contractors, nec	1	a	D	D	D
6552	Subdividers and developers nec (ex cemeteries)	—	—	—	—	—
	<b>Culebra, PR</b>	<b>1</b>	<b>a</b>	<b>D</b>	<b>D</b>	<b>D</b>
1521	Single-family housing construction	—	—	—	—	—
1522	Residential construction, nec	—	—	—	—	—
1531	Operative builders	—	—	—	—	—
1541	Industrial building & warehouses	—	—	—	—	—
1542	Nonresidential construction, nec	—	—	—	—	—
1611	Highway & street construction, excluding elevated highways	—	—	—	—	—
1622	Bridge, tunnel, & elevated highway construction	—	—	—	—	—
1623	Water, sewer, pipeline, & communications & power lines	—	—	—	—	—
1629	Heavy construction, nec	—	—	—	—	—
1711	Plumbing, heating, & air-conditioning	—	—	—	—	—
1721	Painting & paper hanging	—	—	—	—	—
1731	Electrical work	—	—	—	—	—
1741	Masonry, stone setting, & other stonework	—	—	—	—	—
1742	Plastering, drywall, acoustical, & insulation work	—	—	—	—	—
1743	Terrazzo, tile, marble, & mosaic work	—	—	—	—	—
1751	Carpentry work	1	a	D	D	D
1752	Floor laying & other floor work, nec	—	—	—	—	—
1761	Roofing, siding, & sheet metal work	—	—	—	—	—
1771	Concrete work	—	—	—	—	—
1781	Water well drilling	—	—	—	—	—
1791	Structural steel erection	—	—	—	—	—
1793	Glass & glazing work	—	—	—	—	—
1794	Excavation work	—	—	—	—	—
1795	Wrecking & demolition work	—	—	—	—	—
1796	Installation or erection of building equipment, nec	—	—	—	—	—
1799	Special trade contractors, nec	—	—	—	—	—
6552	Subdividers and developers nec (ex cemeteries)	—	—	—	—	—
	<b>Dorado, PR</b>	<b>12</b>	<b>245</b>	<b>2 975</b>	<b>22 909</b>	<b>D</b>
1521	Single-family housing construction	2	a	D	D	D
1522	Residential construction, nec	—	—	—	—	—
1531	Operative builders	1	c	D	D	D
1541	Industrial building & warehouses	—	—	—	—	—
1542	Nonresidential construction, nec	1	a	D	D	D
1611	Highway & street construction, excluding elevated highways	—	—	—	—	—
1622	Bridge, tunnel, & elevated highway construction	—	—	—	—	—
1623	Water, sewer, pipeline, & communications & power lines	—	—	—	—	—
1629	Heavy construction, nec	—	—	—	—	—
1711	Plumbing, heating, & air-conditioning	2	a	D	D	D
1721	Painting & paper hanging	—	—	—	—	—
1731	Electrical work	2	a	D	D	D
1741	Masonry, stone setting, & other stonework	—	—	—	—	—
1742	Plastering, drywall, acoustical, & insulation work	—	—	—	—	—
1743	Terrazzo, tile, marble, & mosaic work	—	—	—	—	—
1751	Carpentry work	1	a	D	D	D
1752	Floor laying & other floor work, nec	—	—	—	—	—
1761	Roofing, siding, & sheet metal work	1	a	D	D	D
1771	Concrete work	1	a	D	D	D
1781	Water well drilling	—	—	—	—	—
1791	Structural steel erection	—	—	—	—	—
1793	Glass & glazing work	—	—	—	—	—
1794	Excavation work	1	b	D	D	D
1795	Wrecking & demolition work	—	—	—	—	—
1796	Installation or erection of building equipment, nec	—	—	—	—	—
1799	Special trade contractors, nec	—	—	—	—	—
6552	Subdividers and developers nec (ex cemeteries)	—	—	—	—	—

**Table 4. Basic Statistics for Establishments by Municipio and Industry: 1997—Con.**

[Detail may not add to total because of rounding. For meaning of abbreviations and symbols, see introductory text. For explanation of terms, see Appendix A]

SIC code	Geographic area and industry	Establishments (number)	All employees+ (number)	Payroll, all employees (\$1,000)	Value of construction work (\$1,000)	Value added++ (\$1,000)
	<b>Fajardo, PR</b> .....	<b>14</b>	<b>369</b>	<b>4 439</b>	<b>25 295</b>	<b>10 676</b>
1521	Single-family housing construction .....	2	c	D	D	D
1522	Residential construction, nec .....	1	b	D	D	D
1531	Operative builders .....	—	—	—	—	—
1541	Industrial building & warehouses .....	1	b	D	D	D
1542	Nonresidential construction, nec .....	2	b	D	D	D
1611	Highway & street construction, excluding elevated highways .....	—	—	—	—	—
1622	Bridge, tunnel, & elevated highway construction .....	—	—	—	—	—
1623	Water, sewer, pipeline, & communications & power lines .....	—	—	—	—	—
1629	Heavy construction, nec .....	—	—	—	—	—
1711	Plumbing, heating, & air-conditioning .....	2	b	D	D	D
1721	Painting & paper hanging .....	—	—	—	—	—
1731	Electrical work .....	2	a	D	D	D
1741	Masonry, stone setting, & other stonework .....	—	—	—	—	—
1742	Plastering, drywall, acoustical, & insulation work .....	—	—	—	—	—
1743	Terrazzo, tile, marble, & mosaic work .....	—	—	—	—	—
1751	Carpentry work .....	—	—	—	—	—
1752	Floor laying & other floor work, nec .....	1	a	D	D	D
1761	Roofing, siding, & sheet metal work .....	—	—	—	—	—
1771	Concrete work .....	—	—	—	—	—
1781	Water well drilling .....	—	—	—	—	—
1791	Structural steel erection .....	—	—	—	—	—
1793	Glass & glazing work .....	—	—	—	—	—
1794	Excavation work .....	—	—	—	—	—
1795	Wrecking & demolition work .....	—	—	—	—	—
1796	Installation or erection of building equipment, nec .....	—	—	—	—	—
1799	Special trade contractors, nec .....	1	a	D	D	D
6552	Subdividers and developers nec (ex cemeteries) .....	2	b	D	D	D
	<b>Florida, PR</b> .....	<b>3</b>	<b>b</b>	<b>D</b>	<b>D</b>	<b>D</b>
1521	Single-family housing construction .....	—	—	—	—	—
1522	Residential construction, nec .....	—	—	—	—	—
1531	Operative builders .....	—	—	—	—	—
1541	Industrial building & warehouses .....	—	—	—	—	—
1542	Nonresidential construction, nec .....	1	b	D	D	D
1611	Highway & street construction, excluding elevated highways .....	—	—	—	—	—
1622	Bridge, tunnel, & elevated highway construction .....	—	—	—	—	—
1623	Water, sewer, pipeline, & communications & power lines .....	—	—	—	—	—
1629	Heavy construction, nec .....	—	—	—	—	—
1711	Plumbing, heating, & air-conditioning .....	—	—	—	—	—
1721	Painting & paper hanging .....	1	a	D	D	D
1731	Electrical work .....	—	—	—	—	—
1741	Masonry, stone setting, & other stonework .....	—	—	—	—	—
1742	Plastering, drywall, acoustical, & insulation work .....	—	—	—	—	—
1743	Terrazzo, tile, marble, & mosaic work .....	—	—	—	—	—
1751	Carpentry work .....	—	—	—	—	—
1752	Floor laying & other floor work, nec .....	—	—	—	—	—
1761	Roofing, siding, & sheet metal work .....	—	—	—	—	—
1771	Concrete work .....	1	a	D	D	D
1781	Water well drilling .....	—	—	—	—	—
1791	Structural steel erection .....	—	—	—	—	—
1793	Glass & glazing work .....	—	—	—	—	—
1794	Excavation work .....	—	—	—	—	—
1795	Wrecking & demolition work .....	—	—	—	—	—
1796	Installation or erection of building equipment, nec .....	—	—	—	—	—
1799	Special trade contractors, nec .....	—	—	—	—	—
6552	Subdividers and developers nec (ex cemeteries) .....	—	—	—	—	—
	<b>Guánica, PR</b> .....	<b>7</b>	<b>171</b>	<b>2 232</b>	<b>7 247</b>	<b>1 490</b>
1521	Single-family housing construction .....	1	a	D	D	D
1522	Residential construction, nec .....	—	—	—	—	—
1531	Operative builders .....	—	—	—	—	—
1541	Industrial building & warehouses .....	1	a	D	D	D
1542	Nonresidential construction, nec .....	—	—	—	—	—
1611	Highway & street construction, excluding elevated highways .....	—	—	—	—	—
1622	Bridge, tunnel, & elevated highway construction .....	—	—	—	—	—
1623	Water, sewer, pipeline, & communications & power lines .....	—	—	—	—	—
1629	Heavy construction, nec .....	—	—	—	—	—
1711	Plumbing, heating, & air-conditioning .....	1	b	D	D	D
1721	Painting & paper hanging .....	1	b	D	D	D
1731	Electrical work .....	—	—	—	—	—
1741	Masonry, stone setting, & other stonework .....	—	—	—	—	—
1742	Plastering, drywall, acoustical, & insulation work .....	—	—	—	—	—
1743	Terrazzo, tile, marble, & mosaic work .....	—	—	—	—	—
1751	Carpentry work .....	1	a	D	D	D
1752	Floor laying & other floor work, nec .....	—	—	—	—	—
1761	Roofing, siding, & sheet metal work .....	—	—	—	—	—
1771	Concrete work .....	—	—	—	—	—
1781	Water well drilling .....	—	—	—	—	—
1791	Structural steel erection .....	1	a	D	D	D
1793	Glass & glazing work .....	—	—	—	—	—
1794	Excavation work .....	—	—	—	—	—
1795	Wrecking & demolition work .....	—	—	—	—	—
1796	Installation or erection of building equipment, nec .....	—	—	—	—	—
1799	Special trade contractors, nec .....	1	a	D	D	D
6552	Subdividers and developers nec (ex cemeteries) .....	—	—	—	—	—

**Table 4. Basic Statistics for Establishments by Municipio and Industry: 1997—Con.**

[Detail may not add to total because of rounding. For meaning of abbreviations and symbols, see introductory text. For explanation of terms, see Appendix A]

SIC code	Geographic area and industry	Establishments (number)	All employees+ (number)	Payroll, all employees (\$1,000)	Value of construction work (\$1,000)	Value added++ (\$1,000)
	<b>Guayama, PR</b>	<b>16</b>	<b>212</b>	<b>1 600</b>	<b>13 814</b>	<b>D</b>
1521	Single-family housing construction	5	111	926	9 673	6 983
1522	Residential construction, nec	—	—	—	—	—
1531	Operative builders	—	—	—	—	—
1541	Industrial building & warehouses	1	b	D	D	D
1542	Nonresidential construction, nec	1	a	D	D	D
1611	Highway & street construction, excluding elevated highways	3	27	165	1 816	1 234
1622	Bridge, tunnel, & elevated highway construction	—	—	—	—	—
1623	Water, sewer, pipeline, & communications & power lines	—	—	—	—	—
1629	Heavy construction, nec	1	a	D	D	D
1711	Plumbing, heating, & air-conditioning	—	—	—	—	—
1721	Painting & paper hanging	—	—	—	—	—
1731	Electrical work	2	a	D	D	D
1741	Masonry, stone setting, & other stonework	—	—	—	—	—
1742	Plastering, drywall, acoustical, & insulation work	—	—	—	—	—
1743	Terrazzo, tile, marble, & mosaic work	—	—	—	—	—
1751	Carpentry work	1	b	D	D	D
1752	Floor laying & other floor work, nec	—	—	—	—	—
1761	Roofing, siding, & sheet metal work	1	a	D	D	D
1771	Concrete work	—	—	—	—	—
1781	Water well drilling	—	—	—	—	—
1791	Structural steel erection	—	—	—	—	—
1793	Glass & glazing work	—	—	—	—	—
1794	Excavation work	—	—	—	—	—
1795	Wrecking & demolition work	—	—	—	—	—
1796	Installation or erection of building equipment, nec	—	—	—	—	—
1799	Special trade contractors, nec	1	a	D	D	D
6552	Subdividers and developers nec (ex cemeteries)	—	—	—	—	—
	<b>Guayanilla, PR</b>	<b>2</b>	<b>b</b>	<b>D</b>	<b>D</b>	<b>D</b>
1521	Single-family housing construction	1	a	D	D	D
1522	Residential construction, nec	—	—	—	—	—
1531	Operative builders	—	—	—	—	—
1541	Industrial building & warehouses	—	—	—	—	—
1542	Nonresidential construction, nec	—	—	—	—	—
1611	Highway & street construction, excluding elevated highways	—	—	—	—	—
1622	Bridge, tunnel, & elevated highway construction	—	—	—	—	—
1623	Water, sewer, pipeline, & communications & power lines	—	—	—	—	—
1629	Heavy construction, nec	1	b	D	D	D
1711	Plumbing, heating, & air-conditioning	—	—	—	—	—
1721	Painting & paper hanging	—	—	—	—	—
1731	Electrical work	—	—	—	—	—
1741	Masonry, stone setting, & other stonework	—	—	—	—	—
1742	Plastering, drywall, acoustical, & insulation work	—	—	—	—	—
1743	Terrazzo, tile, marble, & mosaic work	—	—	—	—	—
1751	Carpentry work	—	—	—	—	—
1752	Floor laying & other floor work, nec	—	—	—	—	—
1761	Roofing, siding, & sheet metal work	—	—	—	—	—
1771	Concrete work	—	—	—	—	—
1781	Water well drilling	—	—	—	—	—
1791	Structural steel erection	—	—	—	—	—
1793	Glass & glazing work	—	—	—	—	—
1794	Excavation work	—	—	—	—	—
1795	Wrecking & demolition work	—	—	—	—	—
1796	Installation or erection of building equipment, nec	—	—	—	—	—
1799	Special trade contractors, nec	—	—	—	—	—
6552	Subdividers and developers nec (ex cemeteries)	—	—	—	—	—
	<b>Guaynabo, PR</b>	<b>120</b>	<b>8 811</b>	<b>131 001</b>	<b>704 653</b>	<b>392 176</b>
1521	Single-family housing construction	16	481	6 026	83 334	38 465
1522	Residential construction, nec	4	995	12 546	61 367	26 800
1531	Operative builders	6	441	8 464	70 114	62 832
1541	Industrial building & warehouses	7	2 152	32 980	84 616	45 673
1542	Nonresidential construction, nec	18	1 722	24 275	122 417	49 470
1611	Highway & street construction, excluding elevated highways	5	1 014	17 258	112 676	59 233
1622	Bridge, tunnel, & elevated highway construction	2	a	D	D	D
1623	Water, sewer, pipeline, & communications & power lines	5	319	5 170	45 403	32 062
1629	Heavy construction, nec	5	331	5 506	32 455	18 237
1711	Plumbing, heating, & air-conditioning	15	452	6 795	41 223	26 823
1721	Painting & paper hanging	3	51	298	1 526	994
1731	Electrical work	13	201	3 436	16 371	12 779
1741	Masonry, stone setting, & other stonework	—	—	—	—	—
1742	Plastering, drywall, acoustical, & insulation work	2	e	D	D	D
1743	Terrazzo, tile, marble, & mosaic work	1	a	D	D	D
1751	Carpentry work	—	—	—	—	—
1752	Floor laying & other floor work, nec	1	a	D	D	D
1761	Roofing, siding, & sheet metal work	3	21	151	1 323	759
1771	Concrete work	4	66	963	4 540	2 865
1781	Water well drilling	—	—	—	—	—
1791	Structural steel erection	3	44	510	2 654	1 150
1793	Glass & glazing work	—	—	—	—	—
1794	Excavation work	1	b	D	D	D
1795	Wrecking & demolition work	—	—	—	—	—
1796	Installation or erection of building equipment, nec	1	b	D	D	D
1799	Special trade contractors, nec	1	a	D	D	D
6552	Subdividers and developers nec (ex cemeteries)	4	b	D	D	D

**Table 4. Basic Statistics for Establishments by Municipio and Industry: 1997—Con.**

[Detail may not add to total because of rounding. For meaning of abbreviations and symbols, see introductory text. For explanation of terms, see Appendix A]

SIC code	Geographic area and industry	Establishments (number)	All employees+ (number)	Payroll, all employees (\$1,000)	Value of construction work (\$1,000)	Value added++ (\$1,000)
<b>Gurabo, PR</b>		<b>11</b>	<b>297</b>	<b>3 009</b>	<b>14 938</b>	<b>D</b>
1521	Single-family housing construction	—	—	—	—	—
1522	Residential construction, nec	—	—	—	—	—
1531	Operative builders	—	—	—	—	—
1541	Industrial building & warehouses	—	—	—	—	—
1542	Nonresidential construction, nec	1	a	D	D	D
1611	Highway & street construction, excluding elevated highways	2	b	D	D	D
1622	Bridge, tunnel, & elevated highway construction	—	—	—	—	—
1623	Water, sewer, pipeline, & communications & power lines	—	—	—	—	—
1629	Heavy construction, nec	1	a	D	D	D
1711	Plumbing, heating, & air-conditioning	2	b	D	D	D
1721	Painting & paper hanging	—	—	—	—	—
1731	Electrical work	4	c	D	D	D
1741	Masonry, stone setting, & other stonework	—	—	—	—	—
1742	Plastering, drywall, acoustical, & insulation work	—	—	—	—	—
1743	Terrazzo, tile, marble, & mosaic work	—	—	—	—	—
1751	Carpentry work	—	—	—	—	—
1752	Floor laying & other floor work, nec	—	—	—	—	—
1761	Roofing, siding, & sheet metal work	—	—	—	—	—
1771	Concrete work	—	—	—	—	—
1781	Water well drilling	—	—	—	—	—
1791	Structural steel erection	1	a	D	D	D
1793	Glass & glazing work	—	—	—	—	—
1794	Excavation work	—	—	—	—	—
1795	Wrecking & demolition work	—	—	—	—	—
1796	Installation or erection of building equipment, nec	—	—	—	—	—
1799	Special trade contractors, nec	—	—	—	—	—
6552	Subdividers and developers nec (ex cemeteries)	—	—	—	—	—
<b>Hatillo, PR</b>		<b>14</b>	<b>240</b>	<b>2 592</b>	<b>10 239</b>	<b>5 079</b>
1521	Single-family housing construction	4	23	126	591	272
1522	Residential construction, nec	—	—	—	—	—
1531	Operative builders	—	—	—	—	—
1541	Industrial building & warehouses	3	b	D	D	D
1542	Nonresidential construction, nec	2	b	D	D	D
1611	Highway & street construction, excluding elevated highways	—	—	—	—	—
1622	Bridge, tunnel, & elevated highway construction	—	—	—	—	—
1623	Water, sewer, pipeline, & communications & power lines	—	—	—	—	—
1629	Heavy construction, nec	—	—	—	—	—
1711	Plumbing, heating, & air-conditioning	—	—	—	—	—
1721	Painting & paper hanging	—	—	—	—	—
1731	Electrical work	—	—	—	—	—
1741	Masonry, stone setting, & other stonework	—	—	—	—	—
1742	Plastering, drywall, acoustical, & insulation work	1	b	D	D	D
1743	Terrazzo, tile, marble, & mosaic work	—	—	—	—	—
1751	Carpentry work	—	—	—	—	—
1752	Floor laying & other floor work, nec	—	—	—	—	—
1761	Roofing, siding, & sheet metal work	1	a	D	D	D
1771	Concrete work	1	a	D	D	D
1781	Water well drilling	—	—	—	—	—
1791	Structural steel erection	—	—	—	—	—
1793	Glass & glazing work	—	—	—	—	—
1794	Excavation work	—	—	—	—	—
1795	Wrecking & demolition work	—	—	—	—	—
1796	Installation or erection of building equipment, nec	1	b	D	D	D
1799	Special trade contractors, nec	1	a	D	D	D
6552	Subdividers and developers nec (ex cemeteries)	—	—	—	—	—
<b>Hormigueros, PR</b>		<b>7</b>	<b>543</b>	<b>4 689</b>	<b>18 427</b>	<b>D</b>
1521	Single-family housing construction	3	91	348	1 461	938
1522	Residential construction, nec	—	—	—	—	—
1531	Operative builders	—	—	—	—	—
1541	Industrial building & warehouses	—	—	—	—	—
1542	Nonresidential construction, nec	1	b	D	D	D
1611	Highway & street construction, excluding elevated highways	1	c	D	D	D
1622	Bridge, tunnel, & elevated highway construction	—	—	—	—	—
1623	Water, sewer, pipeline, & communications & power lines	—	—	—	—	—
1629	Heavy construction, nec	—	—	—	—	—
1711	Plumbing, heating, & air-conditioning	1	c	D	D	D
1721	Painting & paper hanging	—	—	—	—	—
1731	Electrical work	—	—	—	—	—
1741	Masonry, stone setting, & other stonework	—	—	—	—	—
1742	Plastering, drywall, acoustical, & insulation work	—	—	—	—	—
1743	Terrazzo, tile, marble, & mosaic work	—	—	—	—	—
1751	Carpentry work	—	—	—	—	—
1752	Floor laying & other floor work, nec	—	—	—	—	—
1761	Roofing, siding, & sheet metal work	—	—	—	—	—
1771	Concrete work	1	a	D	D	D
1781	Water well drilling	—	—	—	—	—
1791	Structural steel erection	—	—	—	—	—
1793	Glass & glazing work	—	—	—	—	—
1794	Excavation work	—	—	—	—	—
1795	Wrecking & demolition work	—	—	—	—	—
1796	Installation or erection of building equipment, nec	—	—	—	—	—
1799	Special trade contractors, nec	—	—	—	—	—
6552	Subdividers and developers nec (ex cemeteries)	—	—	—	—	—

**Table 4. Basic Statistics for Establishments by Municipio and Industry: 1997—Con.**

[Detail may not add to total because of rounding. For meaning of abbreviations and symbols, see introductory text. For explanation of terms, see Appendix A]

SIC code	Geographic area and industry	Establishments (number)	All employees+ (number)	Payroll, all employees (\$1,000)	Value of construction work (\$1,000)	Value added++ (\$1,000)
	<b>Humacao, PR</b>	<b>27</b>	<b>389</b>	<b>4 299</b>	<b>19 964</b>	<b>D</b>
1521	Single-family housing construction	2	b	D	D	D
1522	Residential construction, nec	2	a	D	D	D
1531	Operative builders	—	—	—	—	—
1541	Industrial building & warehouses	4	76	852	3 180	1 068
1542	Nonresidential construction, nec	3	46	446	1 734	599
1611	Highway & street construction, excluding elevated highways	1	a	D	D	D
1622	Bridge, tunnel, & elevated highway construction	—	—	—	—	—
1623	Water, sewer, pipeline, & communications & power lines	—	—	—	—	—
1629	Heavy construction, nec	—	—	—	—	—
1711	Plumbing, heating, & air-conditioning	4	119	1 552	5 928	2 842
1721	Painting & paper hanging	—	—	—	—	—
1731	Electrical work	3	13	101	580	279
1741	Masonry, stone setting, & other stonework	1	b	D	D	D
1742	Plastering, drywall, acoustical, & insulation work	—	—	—	—	—
1743	Terrazzo, tile, marble, & mosaic work	—	—	—	—	—
1751	Carpentry work	2	a	D	D	D
1752	Floor laying & other floor work, nec	1	a	D	D	D
1761	Roofing, siding, & sheet metal work	1	a	D	D	D
1771	Concrete work	—	—	—	—	—
1781	Water well drilling	—	—	—	—	—
1791	Structural steel erection	—	—	—	—	—
1793	Glass & glazing work	1	a	D	D	D
1794	Excavation work	—	—	—	—	—
1795	Wrecking & demolition work	—	—	—	—	—
1796	Installation or erection of building equipment, nec	—	—	—	—	—
1799	Special trade contractors, nec	1	a	D	D	D
6552	Subdividers and developers nec (ex cemeteries)	1	a	D	D	D
	<b>Isabela, PR</b>	<b>14</b>	<b>108</b>	<b>939</b>	<b>5 308</b>	<b>2 922</b>
1521	Single-family housing construction	6	54	484	2 924	1 333
1522	Residential construction, nec	—	—	—	—	—
1531	Operative builders	1	a	D	D	D
1541	Industrial building & warehouses	1	a	D	D	D
1542	Nonresidential construction, nec	1	a	D	D	D
1611	Highway & street construction, excluding elevated highways	—	—	—	—	—
1622	Bridge, tunnel, & elevated highway construction	—	—	—	—	—
1623	Water, sewer, pipeline, & communications & power lines	—	—	—	—	—
1629	Heavy construction, nec	—	—	—	—	—
1711	Plumbing, heating, & air-conditioning	—	—	—	—	—
1721	Painting & paper hanging	2	b	D	D	D
1731	Electrical work	1	a	D	D	D
1741	Masonry, stone setting, & other stonework	—	—	—	—	—
1742	Plastering, drywall, acoustical, & insulation work	—	—	—	—	—
1743	Terrazzo, tile, marble, & mosaic work	—	—	—	—	—
1751	Carpentry work	—	—	—	—	—
1752	Floor laying & other floor work, nec	—	—	—	—	—
1761	Roofing, siding, & sheet metal work	—	—	—	—	—
1771	Concrete work	1	a	D	D	D
1781	Water well drilling	—	—	—	—	—
1791	Structural steel erection	—	—	—	—	—
1793	Glass & glazing work	—	—	—	—	—
1794	Excavation work	—	—	—	—	—
1795	Wrecking & demolition work	—	—	—	—	—
1796	Installation or erection of building equipment, nec	—	—	—	—	—
1799	Special trade contractors, nec	1	a	D	D	D
6552	Subdividers and developers nec (ex cemeteries)	—	—	—	—	—
	<b>Jayuya, PR</b>	<b>8</b>	<b>c</b>	<b>D</b>	<b>D</b>	<b>D</b>
1521	Single-family housing construction	—	—	—	—	—
1522	Residential construction, nec	1	a	D	D	D
1531	Operative builders	2	a	D	D	D
1541	Industrial building & warehouses	—	—	—	—	—
1542	Nonresidential construction, nec	—	—	—	—	—
1611	Highway & street construction, excluding elevated highways	1	a	D	D	D
1622	Bridge, tunnel, & elevated highway construction	—	—	—	—	—
1623	Water, sewer, pipeline, & communications & power lines	1	c	D	D	D
1629	Heavy construction, nec	—	—	—	—	—
1711	Plumbing, heating, & air-conditioning	—	—	—	—	—
1721	Painting & paper hanging	1	a	D	D	D
1731	Electrical work	1	a	D	D	D
1741	Masonry, stone setting, & other stonework	—	—	—	—	—
1742	Plastering, drywall, acoustical, & insulation work	—	—	—	—	—
1743	Terrazzo, tile, marble, & mosaic work	—	—	—	—	—
1751	Carpentry work	1	a	D	D	D
1752	Floor laying & other floor work, nec	—	—	—	—	—
1761	Roofing, siding, & sheet metal work	—	—	—	—	—
1771	Concrete work	—	—	—	—	—
1781	Water well drilling	—	—	—	—	—
1791	Structural steel erection	—	—	—	—	—
1793	Glass & glazing work	—	—	—	—	—
1794	Excavation work	—	—	—	—	—
1795	Wrecking & demolition work	—	—	—	—	—
1796	Installation or erection of building equipment, nec	—	—	—	—	—
1799	Special trade contractors, nec	—	—	—	—	—
6552	Subdividers and developers nec (ex cemeteries)	—	—	—	—	—

**Table 4. Basic Statistics for Establishments by Municipio and Industry: 1997—Con.**

[Detail may not add to total because of rounding. For meaning of abbreviations and symbols, see introductory text. For explanation of terms, see Appendix A]

SIC code	Geographic area and industry	Establishments (number)	All employees+ (number)	Payroll, all employees (\$1,000)	Value of construction work (\$1,000)	Value added++ (\$1,000)
	<b>Juana Díaz, PR</b>	<b>17</b>	<b>127</b>	<b>1 126</b>	<b>10 276</b>	<b>D</b>
1521	Single-family housing construction	6	41	302	6 483	5 334
1522	Residential construction, nec	1	a	D	D	D
1531	Operative builders	—	—	—	—	—
1541	Industrial building & warehouses	1	b	D	D	D
1542	Nonresidential construction, nec	—	—	—	—	—
1611	Highway & street construction, excluding elevated highways	1	a	D	D	D
1622	Bridge, tunnel, & elevated highway construction	—	—	—	—	—
1623	Water, sewer, pipeline, & communications & power lines	—	—	—	—	—
1629	Heavy construction, nec	—	—	—	—	—
1711	Plumbing, heating, & air-conditioning	—	—	—	—	—
1721	Painting & paper hanging	1	a	D	D	D
1731	Electrical work	1	a	D	D	D
1741	Masonry, stone setting, & other stonework	—	—	—	—	—
1742	Plastering, drywall, acoustical, & insulation work	—	—	—	—	—
1743	Terrazzo, tile, marble, & mosaic work	—	—	—	—	—
1751	Carpentry work	—	—	—	—	—
1752	Floor laying & other floor work, nec	—	—	—	—	—
1761	Roofing, siding, & sheet metal work	1	a	D	D	D
1771	Concrete work	4	a	D	D	D
1781	Water well drilling	—	—	—	—	—
1791	Structural steel erection	1	a	D	D	D
1793	Glass & glazing work	—	—	—	—	—
1794	Excavation work	—	—	—	—	—
1795	Wrecking & demolition work	—	—	—	—	—
1796	Installation or erection of building equipment, nec	—	—	—	—	—
1799	Special trade contractors, nec	—	—	—	—	—
6552	Subdividers and developers nec (ex cemeteries)	—	—	—	—	—
	<b>Juncos, PR</b>	<b>13</b>	<b>361</b>	<b>2 854</b>	<b>13 790</b>	<b>5 435</b>
1521	Single-family housing construction	3	b	D	D	D
1522	Residential construction, nec	2	c	D	D	D
1531	Operative builders	—	—	—	—	—
1541	Industrial building & warehouses	—	—	—	—	—
1542	Nonresidential construction, nec	1	a	D	D	D
1611	Highway & street construction, excluding elevated highways	—	—	—	—	—
1622	Bridge, tunnel, & elevated highway construction	—	—	—	—	—
1623	Water, sewer, pipeline, & communications & power lines	—	—	—	—	—
1629	Heavy construction, nec	—	—	—	—	—
1711	Plumbing, heating, & air-conditioning	1	b	D	D	D
1721	Painting & paper hanging	1	a	D	D	D
1731	Electrical work	1	a	D	D	D
1741	Masonry, stone setting, & other stonework	—	—	—	—	—
1742	Plastering, drywall, acoustical, & insulation work	—	—	—	—	—
1743	Terrazzo, tile, marble, & mosaic work	—	—	—	—	—
1751	Carpentry work	1	a	D	D	D
1752	Floor laying & other floor work, nec	1	a	D	D	D
1761	Roofing, siding, & sheet metal work	—	—	—	—	—
1771	Concrete work	—	—	—	—	—
1781	Water well drilling	—	—	—	—	—
1791	Structural steel erection	—	—	—	—	—
1793	Glass & glazing work	—	—	—	—	—
1794	Excavation work	—	—	—	—	—
1795	Wrecking & demolition work	—	—	—	—	—
1796	Installation or erection of building equipment, nec	—	—	—	—	—
1799	Special trade contractors, nec	1	a	D	D	D
6552	Subdividers and developers nec (ex cemeteries)	1	b	D	D	D
	<b>Lajas, PR</b>	<b>13</b>	<b>695</b>	<b>7 881</b>	<b>32 006</b>	<b>14 042</b>
1521	Single-family housing construction	4	16	126	543	231
1522	Residential construction, nec	1	e	D	D	D
1531	Operative builders	2	b	D	D	D
1541	Industrial building & warehouses	2	a	D	D	D
1542	Nonresidential construction, nec	1	c	D	D	D
1611	Highway & street construction, excluding elevated highways	—	—	—	—	—
1622	Bridge, tunnel, & elevated highway construction	—	—	—	—	—
1623	Water, sewer, pipeline, & communications & power lines	—	—	—	—	—
1629	Heavy construction, nec	—	—	—	—	—
1711	Plumbing, heating, & air-conditioning	—	—	—	—	—
1721	Painting & paper hanging	—	—	—	—	—
1731	Electrical work	1	a	D	D	D
1741	Masonry, stone setting, & other stonework	—	—	—	—	—
1742	Plastering, drywall, acoustical, & insulation work	—	—	—	—	—
1743	Terrazzo, tile, marble, & mosaic work	—	—	—	—	—
1751	Carpentry work	—	—	—	—	—
1752	Floor laying & other floor work, nec	—	—	—	—	—
1761	Roofing, siding, & sheet metal work	—	—	—	—	—
1771	Concrete work	—	—	—	—	—
1781	Water well drilling	—	—	—	—	—
1791	Structural steel erection	—	—	—	—	—
1793	Glass & glazing work	—	—	—	—	—
1794	Excavation work	1	a	D	D	D
1795	Wrecking & demolition work	—	—	—	—	—
1796	Installation or erection of building equipment, nec	—	—	—	—	—
1799	Special trade contractors, nec	1	a	D	D	D
6552	Subdividers and developers nec (ex cemeteries)	—	—	—	—	—

**Table 4. Basic Statistics for Establishments by Municipio and Industry: 1997—Con.**

[Detail may not add to total because of rounding. For meaning of abbreviations and symbols, see introductory text. For explanation of terms, see Appendix A]

SIC code	Geographic area and industry	Establishments (number)	All employees+ (number)	Payroll, all employees (\$1,000)	Value of construction work (\$1,000)	Value added++ (\$1,000)
	<b>Lares, PR</b>	<b>9</b>	<b>90</b>	<b>614</b>	<b>2 317</b>	<b>D</b>
1521	Single-family housing construction	2	a	D	D	D
1522	Residential construction, nec	—	—	—	—	—
1531	Operative builders	—	—	—	—	—
1541	Industrial building & warehouses	1	b	D	D	D
1542	Nonresidential construction, nec	1	a	D	D	D
1611	Highway & street construction, excluding elevated highways	—	—	—	—	—
1622	Bridge, tunnel, & elevated highway construction	—	—	—	—	—
1623	Water, sewer, pipeline, & communications & power lines	—	—	—	—	—
1629	Heavy construction, nec	—	—	—	—	—
1711	Plumbing, heating, & air-conditioning	—	—	—	—	—
1721	Painting & paper hanging	—	—	—	—	—
1731	Electrical work	4	46	232	538	83
1741	Masonry, stone setting, & other stonework	—	—	—	—	—
1742	Plastering, drywall, acoustical, & insulation work	—	—	—	—	—
1743	Terrazzo, tile, marble, & mosaic work	—	—	—	—	—
1751	Carpentry work	—	—	—	—	—
1752	Floor laying & other floor work, nec	—	—	—	—	—
1761	Roofing, siding, & sheet metal work	—	—	—	—	—
1771	Concrete work	1	a	D	D	D
1781	Water well drilling	—	—	—	—	—
1791	Structural steel erection	—	—	—	—	—
1793	Glass & glazing work	—	—	—	—	—
1794	Excavation work	—	—	—	—	—
1795	Wrecking & demolition work	—	—	—	—	—
1796	Installation or erection of building equipment, nec	—	—	—	—	—
1799	Special trade contractors, nec	—	—	—	—	—
6552	Subdividers and developers nec (ex cemeteries)	—	—	—	—	—
	<b>Las Marias, PR</b>	<b>6</b>	<b>57</b>	<b>636</b>	<b>3 557</b>	<b>1 829</b>
1521	Single-family housing construction	4	b	D	D	D
1522	Residential construction, nec	—	—	—	—	—
1531	Operative builders	—	—	—	—	—
1541	Industrial building & warehouses	—	—	—	—	—
1542	Nonresidential construction, nec	—	—	—	—	—
1611	Highway & street construction, excluding elevated highways	—	—	—	—	—
1622	Bridge, tunnel, & elevated highway construction	—	—	—	—	—
1623	Water, sewer, pipeline, & communications & power lines	1	a	D	D	D
1629	Heavy construction, nec	—	—	—	—	—
1711	Plumbing, heating, & air-conditioning	—	—	—	—	—
1721	Painting & paper hanging	—	—	—	—	—
1731	Electrical work	—	—	—	—	—
1741	Masonry, stone setting, & other stonework	—	—	—	—	—
1742	Plastering, drywall, acoustical, & insulation work	—	—	—	—	—
1743	Terrazzo, tile, marble, & mosaic work	—	—	—	—	—
1751	Carpentry work	—	—	—	—	—
1752	Floor laying & other floor work, nec	—	—	—	—	—
1761	Roofing, siding, & sheet metal work	—	—	—	—	—
1771	Concrete work	1	b	D	D	D
1781	Water well drilling	—	—	—	—	—
1791	Structural steel erection	—	—	—	—	—
1793	Glass & glazing work	—	—	—	—	—
1794	Excavation work	—	—	—	—	—
1795	Wrecking & demolition work	—	—	—	—	—
1796	Installation or erection of building equipment, nec	—	—	—	—	—
1799	Special trade contractors, nec	—	—	—	—	—
6552	Subdividers and developers nec (ex cemeteries)	—	—	—	—	—
	<b>Las Piedras, PR</b>	<b>21</b>	<b>969</b>	<b>10 791</b>	<b>94 810</b>	<b>D</b>
1521	Single-family housing construction	4	19	155	904	444
1522	Residential construction, nec	—	—	—	—	—
1531	Operative builders	2	b	D	D	D
1541	Industrial building & warehouses	1	a	D	D	D
1542	Nonresidential construction, nec	2	b	D	D	D
1611	Highway & street construction, excluding elevated highways	2	f	D	D	D
1622	Bridge, tunnel, & elevated highway construction	—	—	—	—	—
1623	Water, sewer, pipeline, & communications & power lines	—	—	—	—	—
1629	Heavy construction, nec	—	—	—	—	—
1711	Plumbing, heating, & air-conditioning	3	39	339	2 014	1 135
1721	Painting & paper hanging	1	a	D	D	D
1731	Electrical work	4	21	112	1 135	876
1741	Masonry, stone setting, & other stonework	1	a	D	D	D
1742	Plastering, drywall, acoustical, & insulation work	—	—	—	—	—
1743	Terrazzo, tile, marble, & mosaic work	—	—	—	—	—
1751	Carpentry work	—	—	—	—	—
1752	Floor laying & other floor work, nec	—	—	—	—	—
1761	Roofing, siding, & sheet metal work	—	—	—	—	—
1771	Concrete work	—	—	—	—	—
1781	Water well drilling	—	—	—	—	—
1791	Structural steel erection	—	—	—	—	—
1793	Glass & glazing work	—	—	—	—	—
1794	Excavation work	—	—	—	—	—
1795	Wrecking & demolition work	1	a	D	D	D
1796	Installation or erection of building equipment, nec	—	—	—	—	—
1799	Special trade contractors, nec	—	—	—	—	—
6552	Subdividers and developers nec (ex cemeteries)	—	—	—	—	—



**Table 4. Basic Statistics for Establishments by Municipio and Industry: 1997—Con.**

[Detail may not add to total because of rounding. For meaning of abbreviations and symbols, see introductory text. For explanation of terms, see Appendix A]

SIC code	Geographic area and industry	Establishments (number)	All employees+ (number)	Payroll, all employees (\$1,000)	Value of construction work (\$1,000)	Value added++ (\$1,000)
	<b>Loíza, PR</b> .....	<b>3</b>	<b>b</b>	<b>D</b>	<b>D</b>	<b>D</b>
1521	Single-family housing construction .....	1	a	D	D	D
1522	Residential construction, nec .....	—	—	—	—	—
1531	Operative builders .....	—	—	—	—	—
1541	Industrial building & warehouses .....	—	—	—	—	—
1542	Nonresidential construction, nec .....	—	—	—	—	—
1611	Highway & street construction, excluding elevated highways .....	—	—	—	—	—
1622	Bridge, tunnel, & elevated highway construction .....	—	—	—	—	—
1623	Water, sewer, pipeline, & communications & power lines .....	—	—	—	—	—
1629	Heavy construction, nec .....	—	—	—	—	—
1711	Plumbing, heating, & air-conditioning .....	—	—	—	—	—
1721	Painting & paper hanging .....	—	—	—	—	—
1731	Electrical work .....	—	—	—	—	—
1741	Masonry, stone setting, & other stonework .....	—	—	—	—	—
1742	Plastering, drywall, acoustical, & insulation work .....	1	b	D	D	D
1743	Terrazzo, tile, marble, & mosaic work .....	—	—	—	—	—
1751	Carpentry work .....	—	—	—	—	—
1752	Floor laying & other floor work, nec .....	—	—	—	—	—
1761	Roofing, siding, & sheet metal work .....	—	—	—	—	—
1771	Concrete work .....	1	a	D	D	D
1781	Water well drilling .....	—	—	—	—	—
1791	Structural steel erection .....	—	—	—	—	—
1793	Glass & glazing work .....	—	—	—	—	—
1794	Excavation work .....	—	—	—	—	—
1795	Wrecking & demolition work .....	—	—	—	—	—
1796	Installation or erection of building equipment, nec .....	—	—	—	—	—
1799	Special trade contractors, nec .....	—	—	—	—	—
6552	Subdividers and developers nec (ex cemeteries) .....	—	—	—	—	—
	<b>Luquillo, PR</b> .....	<b>4</b>	<b>31</b>	<b>285</b>	<b>1 920</b>	<b>D</b>
1521	Single-family housing construction .....	1	a	D	D	D
1522	Residential construction, nec .....	—	—	—	—	—
1531	Operative builders .....	—	—	—	—	—
1541	Industrial building & warehouses .....	—	—	—	—	—
1542	Nonresidential construction, nec .....	—	—	—	—	—
1611	Highway & street construction, excluding elevated highways .....	—	—	—	—	—
1622	Bridge, tunnel, & elevated highway construction .....	—	—	—	—	—
1623	Water, sewer, pipeline, & communications & power lines .....	—	—	—	—	—
1629	Heavy construction, nec .....	—	—	—	—	—
1711	Plumbing, heating, & air-conditioning .....	—	—	—	—	—
1721	Painting & paper hanging .....	1	a	D	D	D
1731	Electrical work .....	—	—	—	—	—
1741	Masonry, stone setting, & other stonework .....	—	—	—	—	—
1742	Plastering, drywall, acoustical, & insulation work .....	—	—	—	—	—
1743	Terrazzo, tile, marble, & mosaic work .....	1	a	D	D	D
1751	Carpentry work .....	—	—	—	—	—
1752	Floor laying & other floor work, nec .....	—	—	—	—	—
1761	Roofing, siding, & sheet metal work .....	—	—	—	—	—
1771	Concrete work .....	—	—	—	—	—
1781	Water well drilling .....	—	—	—	—	—
1791	Structural steel erection .....	—	—	—	—	—
1793	Glass & glazing work .....	—	—	—	—	—
1794	Excavation work .....	—	—	—	—	—
1795	Wrecking & demolition work .....	—	—	—	—	—
1796	Installation or erection of building equipment, nec .....	—	—	—	—	—
1799	Special trade contractors, nec .....	—	—	—	—	—
6552	Subdividers and developers nec (ex cemeteries) .....	1	a	D	D	D
	<b>Manatí, PR</b> .....	<b>14</b>	<b>280</b>	<b>2 595</b>	<b>9 701</b>	<b>D</b>
1521	Single-family housing construction .....	2	c	D	D	D
1522	Residential construction, nec .....	1	a	D	D	D
1531	Operative builders .....	2	a	D	D	D
1541	Industrial building & warehouses .....	1	a	D	D	D
1542	Nonresidential construction, nec .....	—	—	—	—	—
1611	Highway & street construction, excluding elevated highways .....	1	b	D	D	D
1622	Bridge, tunnel, & elevated highway construction .....	—	—	—	—	—
1623	Water, sewer, pipeline, & communications & power lines .....	—	—	—	—	—
1629	Heavy construction, nec .....	—	—	—	—	—
1711	Plumbing, heating, & air-conditioning .....	1	a	D	D	D
1721	Painting & paper hanging .....	2	a	D	D	D
1731	Electrical work .....	2	b	D	D	D
1741	Masonry, stone setting, & other stonework .....	—	—	—	—	—
1742	Plastering, drywall, acoustical, & insulation work .....	—	—	—	—	—
1743	Terrazzo, tile, marble, & mosaic work .....	—	—	—	—	—
1751	Carpentry work .....	1	a	D	D	D
1752	Floor laying & other floor work, nec .....	—	—	—	—	—
1761	Roofing, siding, & sheet metal work .....	—	—	—	—	—
1771	Concrete work .....	—	—	—	—	—
1781	Water well drilling .....	—	—	—	—	—
1791	Structural steel erection .....	—	—	—	—	—
1793	Glass & glazing work .....	—	—	—	—	—
1794	Excavation work .....	—	—	—	—	—
1795	Wrecking & demolition work .....	—	—	—	—	—
1796	Installation or erection of building equipment, nec .....	—	—	—	—	—
1799	Special trade contractors, nec .....	—	—	—	—	—
6552	Subdividers and developers nec (ex cemeteries) .....	1	a	D	D	D

**Table 4. Basic Statistics for Establishments by Municipio and Industry: 1997—Con.**

[Detail may not add to total because of rounding. For meaning of abbreviations and symbols, see introductory text. For explanation of terms, see Appendix A]

SIC code	Geographic area and industry	Establishments (number)	All employees+ (number)	Payroll, all employees (\$1,000)	Value of construction work (\$1,000)	Value added++ (\$1,000)
	<b>Maricao, PR</b>	<b>3</b>	<b>13</b>	<b>89</b>	<b>562</b>	<b>243</b>
1521	Single-family housing construction	—	—	—	—	—
1522	Residential construction, nec	—	—	—	—	—
1531	Operative builders	—	—	—	—	—
1541	Industrial building & warehouses	—	—	—	—	—
1542	Nonresidential construction, nec	—	—	—	—	—
1611	Highway & street construction, excluding elevated highways	1	a	D	D	D
1622	Bridge, tunnel, & elevated highway construction	—	—	—	—	—
1623	Water, sewer, pipeline, & communications & power lines	1	a	D	D	D
1629	Heavy construction, nec	—	—	—	—	—
1711	Plumbing, heating, & air-conditioning	—	—	—	—	—
1721	Painting & paper hanging	—	—	—	—	—
1731	Electrical work	—	—	—	—	—
1741	Masonry, stone setting, & other stonework	—	—	—	—	—
1742	Plastering, drywall, acoustical, & insulation work	—	—	—	—	—
1743	Terrazzo, tile, marble, & mosaic work	—	—	—	—	—
1751	Carpentry work	—	—	—	—	—
1752	Floor laying & other floor work, nec	—	—	—	—	—
1761	Roofing, siding, & sheet metal work	—	—	—	—	—
1771	Concrete work	—	—	—	—	—
1781	Water well drilling	—	—	—	—	—
1791	Structural steel erection	—	—	—	—	—
1793	Glass & glazing work	—	—	—	—	—
1794	Excavation work	—	—	—	—	—
1795	Wrecking & demolition work	—	—	—	—	—
1796	Installation or erection of building equipment, nec	—	—	—	—	—
1799	Special trade contractors, nec	1	a	D	D	D
6552	Subdividers and developers nec (ex cemeteries)	—	—	—	—	—
	<b>Maunabo, PR</b>	<b>2</b>	<b>a</b>	<b>D</b>	<b>D</b>	<b>D</b>
1521	Single-family housing construction	2	a	D	D	D
1522	Residential construction, nec	—	—	—	—	—
1531	Operative builders	—	—	—	—	—
1541	Industrial building & warehouses	—	—	—	—	—
1542	Nonresidential construction, nec	—	—	—	—	—
1611	Highway & street construction, excluding elevated highways	—	—	—	—	—
1622	Bridge, tunnel, & elevated highway construction	—	—	—	—	—
1623	Water, sewer, pipeline, & communications & power lines	—	—	—	—	—
1629	Heavy construction, nec	—	—	—	—	—
1711	Plumbing, heating, & air-conditioning	—	—	—	—	—
1721	Painting & paper hanging	—	—	—	—	—
1731	Electrical work	—	—	—	—	—
1741	Masonry, stone setting, & other stonework	—	—	—	—	—
1742	Plastering, drywall, acoustical, & insulation work	—	—	—	—	—
1743	Terrazzo, tile, marble, & mosaic work	—	—	—	—	—
1751	Carpentry work	—	—	—	—	—
1752	Floor laying & other floor work, nec	—	—	—	—	—
1761	Roofing, siding, & sheet metal work	—	—	—	—	—
1771	Concrete work	—	—	—	—	—
1781	Water well drilling	—	—	—	—	—
1791	Structural steel erection	—	—	—	—	—
1793	Glass & glazing work	—	—	—	—	—
1794	Excavation work	—	—	—	—	—
1795	Wrecking & demolition work	—	—	—	—	—
1796	Installation or erection of building equipment, nec	—	—	—	—	—
1799	Special trade contractors, nec	—	—	—	—	—
6552	Subdividers and developers nec (ex cemeteries)	—	—	—	—	—
	<b>Mayagüez, PR</b>	<b>68</b>	<b>2 491</b>	<b>25 567</b>	<b>139 386</b>	<b>67 833</b>
1521	Single-family housing construction	13	180	1 461	9 089	1 174
1522	Residential construction, nec	3	e	D	D	D
1531	Operative builders	4	b	D	D	D
1541	Industrial building & warehouses	2	b	D	D	D
1542	Nonresidential construction, nec	10	499	4 921	27 059	12 863
1611	Highway & street construction, excluding elevated highways	4	e	D	D	D
1622	Bridge, tunnel, & elevated highway construction	—	—	—	—	—
1623	Water, sewer, pipeline, & communications & power lines	2	e	D	D	D
1629	Heavy construction, nec	1	b	D	D	D
1711	Plumbing, heating, & air-conditioning	3	b	D	D	D
1721	Painting & paper hanging	—	—	—	—	—
1731	Electrical work	—	—	—	—	—
1741	Masonry, stone setting, & other stonework	12	e	D	D	D
1742	Plastering, drywall, acoustical, & insulation work	—	—	—	—	—
1743	Terrazzo, tile, marble, & mosaic work	—	—	—	—	—
1751	Carpentry work	—	—	—	—	—
1752	Floor laying & other floor work, nec	—	—	—	—	—
1761	Roofing, siding, & sheet metal work	1	a	D	D	D
1771	Concrete work	1	a	D	D	D
1781	Water well drilling	—	—	—	—	—
1791	Structural steel erection	—	—	—	—	—
1793	Glass & glazing work	1	a	D	D	D
1794	Excavation work	1	a	D	D	D
1795	Wrecking & demolition work	—	—	—	—	—
1796	Installation or erection of building equipment, nec	1	b	D	D	D
1799	Special trade contractors, nec	2	a	D	D	D
6552	Subdividers and developers nec (ex cemeteries)	7	b	D	D	D

**Table 4. Basic Statistics for Establishments by Municipio and Industry: 1997—Con.**

[Detail may not add to total because of rounding. For meaning of abbreviations and symbols, see introductory text. For explanation of terms, see Appendix A]

SIC code	Geographic area and industry	Establishments (number)	All employees+ (number)	Payroll, all employees (\$1,000)	Value of construction work (\$1,000)	Value added++ (\$1,000)
	<b>Moca, PR</b> .....	<b>34</b>	<b>429</b>	<b>3 966</b>	<b>17 240</b>	<b>D</b>
1521	Single-family housing construction .....	18	95	776	5 573	3 392
1522	Residential construction, nec .....	—	—	—	—	—
1531	Operative builders .....	1	a	D	D	D
1541	Industrial building & warehouses .....	1	a	D	D	D
1542	Nonresidential construction, nec .....	3	175	1 734	5 738	2 708
1611	Highway & street construction, excluding elevated highways .....	—	—	—	—	—
1622	Bridge, tunnel, & elevated highway construction .....	—	—	—	—	—
1623	Water, sewer, pipeline, & communications & power lines .....	1	a	D	D	D
1629	Heavy construction, nec .....	—	—	—	—	—
1711	Plumbing, heating, & air-conditioning .....	2	a	D	D	D
1721	Painting & paper hanging .....	—	—	—	—	—
1731	Electrical work .....	6	141	1 322	5 070	3 181
1741	Masonry, stone setting, & other stonework .....	—	—	—	—	—
1742	Plastering, drywall, acoustical, & insulation work .....	—	—	—	—	—
1743	Terrazzo, tile, marble, & mosaic work .....	—	—	—	—	—
1751	Carpentry work .....	—	—	—	—	—
1752	Floor laying & other floor work, nec .....	—	—	—	—	—
1761	Roofing, siding, & sheet metal work .....	1	a	D	D	D
1771	Concrete work .....	—	—	—	—	—
1781	Water well drilling .....	—	—	—	—	—
1791	Structural steel erection .....	—	—	—	—	—
1793	Glass & glazing work .....	—	—	—	—	—
1794	Excavation work .....	—	—	—	—	—
1795	Wrecking & demolition work .....	—	—	—	—	—
1796	Installation or erection of building equipment, nec .....	—	—	—	—	—
1799	Special trade contractors, nec .....	—	—	—	—	—
6552	Subdividers and developers nec (ex cemeteries) .....	1	a	D	D	D
	<b>Morovis, PR</b> .....	<b>10</b>	<b>112</b>	<b>1 201</b>	<b>10 497</b>	<b>8 622</b>
1521	Single-family housing construction .....	3	5	31	197	99
1522	Residential construction, nec .....	1	a	D	D	D
1531	Operative builders .....	—	—	—	—	—
1541	Industrial building & warehouses .....	—	—	—	—	—
1542	Nonresidential construction, nec .....	1	a	D	D	D
1611	Highway & street construction, excluding elevated highways .....	1	b	D	D	D
1622	Bridge, tunnel, & elevated highway construction .....	—	—	—	—	—
1623	Water, sewer, pipeline, & communications & power lines .....	—	—	—	—	—
1629	Heavy construction, nec .....	—	—	—	—	—
1711	Plumbing, heating, & air-conditioning .....	—	—	—	—	—
1721	Painting & paper hanging .....	—	—	—	—	—
1731	Electrical work .....	1	a	D	D	D
1741	Masonry, stone setting, & other stonework .....	—	—	—	—	—
1742	Plastering, drywall, acoustical, & insulation work .....	—	—	—	—	—
1743	Terrazzo, tile, marble, & mosaic work .....	—	—	—	—	—
1751	Carpentry work .....	1	a	D	D	D
1752	Floor laying & other floor work, nec .....	—	—	—	—	—
1761	Roofing, siding, & sheet metal work .....	1	a	D	D	D
1771	Concrete work .....	—	—	—	—	—
1781	Water well drilling .....	—	—	—	—	—
1791	Structural steel erection .....	—	—	—	—	—
1793	Glass & glazing work .....	—	—	—	—	—
1794	Excavation work .....	—	—	—	—	—
1795	Wrecking & demolition work .....	—	—	—	—	—
1796	Installation or erection of building equipment, nec .....	—	—	—	—	—
1799	Special trade contractors, nec .....	—	—	—	—	—
6552	Subdividers and developers nec (ex cemeteries) .....	1	a	D	D	D
	<b>Naguabo, PR</b> .....	<b>22</b>	<b>572</b>	<b>3 654</b>	<b>22 265</b>	<b>12 017</b>
1521	Single-family housing construction .....	5	66	512	2 370	955
1522	Residential construction, nec .....	—	—	—	—	—
1531	Operative builders .....	1	a	D	D	D
1541	Industrial building & warehouses .....	—	—	—	—	—
1542	Nonresidential construction, nec .....	4	68	475	2 862	1 840
1611	Highway & street construction, excluding elevated highways .....	—	—	—	—	—
1622	Bridge, tunnel, & elevated highway construction .....	—	—	—	—	—
1623	Water, sewer, pipeline, & communications & power lines .....	—	—	—	—	—
1629	Heavy construction, nec .....	1	b	D	D	D
1711	Plumbing, heating, & air-conditioning .....	1	b	D	D	D
1721	Painting & paper hanging .....	—	—	—	—	—
1731	Electrical work .....	2	b	D	D	D
1741	Masonry, stone setting, & other stonework .....	3	47	440	2 360	1 225
1742	Plastering, drywall, acoustical, & insulation work .....	—	—	—	—	—
1743	Terrazzo, tile, marble, & mosaic work .....	—	—	—	—	—
1751	Carpentry work .....	1	a	D	D	D
1752	Floor laying & other floor work, nec .....	2	a	D	D	D
1761	Roofing, siding, & sheet metal work .....	—	—	—	—	—
1771	Concrete work .....	2	e	D	D	D
1781	Water well drilling .....	—	—	—	—	—
1791	Structural steel erection .....	—	—	—	—	—
1793	Glass & glazing work .....	—	—	—	—	—
1794	Excavation work .....	—	—	—	—	—
1795	Wrecking & demolition work .....	—	—	—	—	—
1796	Installation or erection of building equipment, nec .....	—	—	—	—	—
1799	Special trade contractors, nec .....	—	—	—	—	—
6552	Subdividers and developers nec (ex cemeteries) .....	—	—	—	—	—

**Table 4. Basic Statistics for Establishments by Municipio and Industry: 1997—Con.**

[Detail may not add to total because of rounding. For meaning of abbreviations and symbols, see introductory text. For explanation of terms, see Appendix A]

SIC code	Geographic area and industry	Establishments (number)	All employees+ (number)	Payroll, all employees (\$1,000)	Value of construction work (\$1,000)	Value added++ (\$1,000)
	<b>Naranjito, PR</b> .....	<b>21</b>	<b>600</b>	<b>5 918</b>	<b>32 114</b>	<b>D</b>
1521	Single-family housing construction .....	4	33	244	1 491	655
1522	Residential construction, nec .....	—	—	—	—	—
1531	Operative builders .....	—	—	—	—	—
1541	Industrial building & warehouses .....	1	b	D	D	D
1542	Nonresidential construction, nec .....	1	c	D	D	D
1611	Highway & street construction, excluding elevated highways .....	7	212	2 007	14 218	4 974
1622	Bridge, tunnel, & elevated highway construction .....	1	b	D	D	D
1623	Water, sewer, pipeline, & communications & power lines .....	1	a	D	D	D
1629	Heavy construction, nec .....	1	a	D	D	D
1711	Plumbing, heating, & air-conditioning .....	—	—	—	—	—
1721	Painting & paper hanging .....	—	—	—	—	—
1731	Electrical work .....	1	a	D	D	D
1741	Masonry, stone setting, & other stonework .....	—	—	—	—	—
1742	Plastering, drywall, acoustical, & insulation work .....	—	—	—	—	—
1743	Terrazzo, tile, marble, & mosaic work .....	—	—	—	—	—
1751	Carpentry work .....	1	a	D	D	D
1752	Floor laying & other floor work, nec .....	—	—	—	—	—
1761	Roofing, siding, & sheet metal work .....	—	—	—	—	—
1771	Concrete work .....	2	a	D	D	D
1781	Water well drilling .....	—	—	—	—	—
1791	Structural steel erection .....	—	—	—	—	—
1793	Glass & glazing work .....	—	—	—	—	—
1794	Excavation work .....	—	—	—	—	—
1795	Wrecking & demolition work .....	—	—	—	—	—
1796	Installation or erection of building equipment, nec .....	—	—	—	—	—
1799	Special trade contractors, nec .....	1	a	D	D	D
6552	Subdividers and developers nec (ex cemeteries) .....	—	—	—	—	—
	<b>Orocovis, PR</b> .....	<b>10</b>	<b>73</b>	<b>678</b>	<b>4 147</b>	<b>3 124</b>
1521	Single-family housing construction .....	1	a	D	D	D
1522	Residential construction, nec .....	—	—	—	—	—
1531	Operative builders .....	—	—	—	—	—
1541	Industrial building & warehouses .....	—	—	—	—	—
1542	Nonresidential construction, nec .....	—	—	—	—	—
1611	Highway & street construction, excluding elevated highways .....	1	a	D	D	D
1622	Bridge, tunnel, & elevated highway construction .....	—	—	—	—	—
1623	Water, sewer, pipeline, & communications & power lines .....	—	—	—	—	—
1629	Heavy construction, nec .....	—	—	—	—	—
1711	Plumbing, heating, & air-conditioning .....	—	—	—	—	—
1721	Painting & paper hanging .....	2	a	D	D	D
1731	Electrical work .....	2	a	D	D	D
1741	Masonry, stone setting, & other stonework .....	2	a	D	D	D
1742	Plastering, drywall, acoustical, & insulation work .....	—	—	—	—	—
1743	Terrazzo, tile, marble, & mosaic work .....	—	—	—	—	—
1751	Carpentry work .....	—	—	—	—	—
1752	Floor laying & other floor work, nec .....	—	—	—	—	—
1761	Roofing, siding, & sheet metal work .....	—	—	—	—	—
1771	Concrete work .....	—	—	—	—	—
1781	Water well drilling .....	—	—	—	—	—
1791	Structural steel erection .....	—	—	—	—	—
1793	Glass & glazing work .....	—	—	—	—	—
1794	Excavation work .....	—	—	—	—	—
1795	Wrecking & demolition work .....	—	—	—	—	—
1796	Installation or erection of building equipment, nec .....	—	—	—	—	—
1799	Special trade contractors, nec .....	1	a	D	D	D
6552	Subdividers and developers nec (ex cemeteries) .....	1	b	D	D	D
	<b>Patillas, PR</b> .....	<b>6</b>	<b>75</b>	<b>799</b>	<b>4 956</b>	<b>2 443</b>
1521	Single-family housing construction .....	3	b	D	D	D
1522	Residential construction, nec .....	—	—	—	—	—
1531	Operative builders .....	1	a	D	D	D
1541	Industrial building & warehouses .....	—	—	—	—	—
1542	Nonresidential construction, nec .....	—	—	—	—	—
1611	Highway & street construction, excluding elevated highways .....	—	—	—	—	—
1622	Bridge, tunnel, & elevated highway construction .....	—	—	—	—	—
1623	Water, sewer, pipeline, & communications & power lines .....	—	—	—	—	—
1629	Heavy construction, nec .....	—	—	—	—	—
1711	Plumbing, heating, & air-conditioning .....	—	—	—	—	—
1721	Painting & paper hanging .....	—	—	—	—	—
1731	Electrical work .....	—	—	—	—	—
1741	Masonry, stone setting, & other stonework .....	—	—	—	—	—
1742	Plastering, drywall, acoustical, & insulation work .....	—	—	—	—	—
1743	Terrazzo, tile, marble, & mosaic work .....	—	—	—	—	—
1751	Carpentry work .....	—	—	—	—	—
1752	Floor laying & other floor work, nec .....	—	—	—	—	—
1761	Roofing, siding, & sheet metal work .....	—	—	—	—	—
1771	Concrete work .....	1	a	D	D	D
1781	Water well drilling .....	—	—	—	—	—
1791	Structural steel erection .....	—	—	—	—	—
1793	Glass & glazing work .....	—	—	—	—	—
1794	Excavation work .....	—	—	—	—	—
1795	Wrecking & demolition work .....	—	—	—	—	—
1796	Installation or erection of building equipment, nec .....	—	—	—	—	—
1799	Special trade contractors, nec .....	1	a	D	D	D
6552	Subdividers and developers nec (ex cemeteries) .....	—	—	—	—	—

**Table 4. Basic Statistics for Establishments by Municipio and Industry: 1997—Con.**

[Detail may not add to total because of rounding. For meaning of abbreviations and symbols, see introductory text. For explanation of terms, see Appendix A]

SIC code	Geographic area and industry	Establishments (number)	All employees+ (number)	Payroll, all employees (\$1,000)	Value of construction work (\$1,000)	Value added++ (\$1,000)
	<b>Peñuelas, PR</b>	<b>10</b>	<b>871</b>	<b>13 346</b>	<b>26 236</b>	<b>D</b>
1521	Single-family housing construction	1	a	D	D	D
1522	Residential construction, nec	—	—	—	—	—
1531	Operative builders	—	—	—	—	—
1541	Industrial building & warehouses	—	—	—	—	—
1542	Nonresidential construction, nec	—	—	—	—	—
1611	Highway & street construction, excluding elevated highways	—	—	—	—	—
1622	Bridge, tunnel, & elevated highway construction	—	—	—	—	—
1623	Water, sewer, pipeline, & communications & power lines	—	—	—	—	—
1629	Heavy construction, nec	1	e	D	D	D
1711	Plumbing, heating, & air-conditioning	3	b	D	D	D
1721	Painting & paper hanging	—	—	—	—	—
1731	Electrical work	1	a	D	D	D
1741	Masonry, stone setting, & other stonework	—	—	—	—	—
1742	Plastering, drywall, acoustical, & insulation work	2	e	D	D	D
1743	Terrazzo, tile, marble, & mosaic work	—	—	—	—	—
1751	Carpentry work	—	—	—	—	—
1752	Floor laying & other floor work, nec	—	—	—	—	—
1761	Roofing, siding, & sheet metal work	—	—	—	—	—
1771	Concrete work	1	b	D	D	D
1781	Water well drilling	1	a	D	D	D
1791	Structural steel erection	—	—	—	—	—
1793	Glass & glazing work	—	—	—	—	—
1794	Excavation work	—	—	—	—	—
1795	Wrecking & demolition work	—	—	—	—	—
1796	Installation or erection of building equipment, nec	—	—	—	—	—
1799	Special trade contractors, nec	—	—	—	—	—
6552	Subdividers and developers nec (ex cemeteries)	—	—	—	—	—
	<b>Ponce, PR</b>	<b>96</b>	<b>3 591</b>	<b>43 334</b>	<b>232 278</b>	<b>133 932</b>
1521	Single-family housing construction	12	458	4 296	31 639	14 794
1522	Residential construction, nec	1	b	D	D	D
1531	Operative builders	3	b	D	D	D
1541	Industrial building & warehouses	5	878	13 523	72 918	40 193
1542	Nonresidential construction, nec	18	702	8 061	42 661	21 772
1611	Highway & street construction, excluding elevated highways	7	e	D	D	D
1622	Bridge, tunnel, & elevated highway construction	3	c	D	D	D
1623	Water, sewer, pipeline, & communications & power lines	2	a	D	D	D
1629	Heavy construction, nec	4	200	2 120	9 840	7 049
1711	Plumbing, heating, & air-conditioning	8	84	943	6 312	4 660
1721	Painting & paper hanging	1	a	D	D	D
1731	Electrical work	8	297	3 232	13 987	7 051
1741	Masonry, stone setting, & other stonework	—	—	—	—	—
1742	Plastering, drywall, acoustical, & insulation work	—	—	—	—	—
1743	Terrazzo, tile, marble, & mosaic work	2	a	D	D	D
1751	Carpentry work	—	—	—	—	—
1752	Floor laying & other floor work, nec	2	a	D	D	D
1761	Roofing, siding, & sheet metal work	6	b	D	D	D
1771	Concrete work	1	a	D	D	D
1781	Water well drilling	1	a	D	D	D
1791	Structural steel erection	3	34	404	1 543	765
1793	Glass & glazing work	—	—	—	—	—
1794	Excavation work	—	—	—	—	—
1795	Wrecking & demolition work	1	a	D	D	D
1796	Installation or erection of building equipment, nec	—	—	—	—	—
1799	Special trade contractors, nec	5	b	D	D	D
6552	Subdividers and developers nec (ex cemeteries)	3	b	D	D	D
	<b>Quebradillas, PR</b>	<b>9</b>	<b>153</b>	<b>1 448</b>	<b>8 098</b>	<b>3 676</b>
1521	Single-family housing construction	3	b	D	D	D
1522	Residential construction, nec	—	—	—	—	—
1531	Operative builders	—	—	—	—	—
1541	Industrial building & warehouses	—	—	—	—	—
1542	Nonresidential construction, nec	1	a	D	D	D
1611	Highway & street construction, excluding elevated highways	—	—	—	—	—
1622	Bridge, tunnel, & elevated highway construction	—	—	—	—	—
1623	Water, sewer, pipeline, & communications & power lines	2	b	D	D	D
1629	Heavy construction, nec	—	—	—	—	—
1711	Plumbing, heating, & air-conditioning	—	—	—	—	—
1721	Painting & paper hanging	1	a	D	D	D
1731	Electrical work	1	a	D	D	D
1741	Masonry, stone setting, & other stonework	—	—	—	—	—
1742	Plastering, drywall, acoustical, & insulation work	—	—	—	—	—
1743	Terrazzo, tile, marble, & mosaic work	—	—	—	—	—
1751	Carpentry work	—	—	—	—	—
1752	Floor laying & other floor work, nec	—	—	—	—	—
1761	Roofing, siding, & sheet metal work	1	a	D	D	D
1771	Concrete work	—	—	—	—	—
1781	Water well drilling	—	—	—	—	—
1791	Structural steel erection	—	—	—	—	—
1793	Glass & glazing work	—	—	—	—	—
1794	Excavation work	—	—	—	—	—
1795	Wrecking & demolition work	—	—	—	—	—
1796	Installation or erection of building equipment, nec	—	—	—	—	—
1799	Special trade contractors, nec	—	—	—	—	—
6552	Subdividers and developers nec (ex cemeteries)	—	—	—	—	—

**Table 4. Basic Statistics for Establishments by Municipio and Industry: 1997—Con.**

[Detail may not add to total because of rounding. For meaning of abbreviations and symbols, see introductory text. For explanation of terms, see Appendix A]

SIC code	Geographic area and industry	Establishments (number)	All employees+ (number)	Payroll, all employees (\$1,000)	Value of construction work (\$1,000)	Value added++ (\$1,000)
	<b>Rincón, PR</b> .....	<b>7</b>	<b>23</b>	<b>243</b>	<b>2 107</b>	<b>D</b>
1521	Single-family housing construction .....	2	a	D	D	D
1522	Residential construction, nec .....	—	—	—	—	—
1531	Operative builders .....	—	—	—	—	—
1541	Industrial building & warehouses .....	2	a	D	D	D
1542	Nonresidential construction, nec .....	—	—	—	—	—
1611	Highway & street construction, excluding elevated highways .....	—	—	—	—	—
1622	Bridge, tunnel, & elevated highway construction .....	—	—	—	—	—
1623	Water, sewer, pipeline, & communications & power lines .....	—	—	—	—	—
1629	Heavy construction, nec .....	—	—	—	—	—
1711	Plumbing, heating, & air-conditioning .....	—	—	—	—	—
1721	Painting & paper hanging .....	—	—	—	—	—
1731	Electrical work .....	—	—	—	—	—
1741	Masonry, stone setting, & other stonework .....	—	—	—	—	—
1742	Plastering, drywall, acoustical, & insulation work .....	1	a	D	D	D
1743	Terrazzo, tile, marble, & mosaic work .....	—	—	—	—	—
1751	Carpentry work .....	1	a	D	D	D
1752	Floor laying & other floor work, nec .....	—	—	—	—	—
1761	Roofing, siding, & sheet metal work .....	—	—	—	—	—
1771	Concrete work .....	—	—	—	—	—
1781	Water well drilling .....	—	—	—	—	—
1791	Structural steel erection .....	—	—	—	—	—
1793	Glass & glazing work .....	—	—	—	—	—
1794	Excavation work .....	—	—	—	—	—
1795	Wrecking & demolition work .....	—	—	—	—	—
1796	Installation or erection of building equipment, nec .....	—	—	—	—	—
1799	Special trade contractors, nec .....	—	—	—	—	—
6552	Subdividers and developers nec (ex cemeteries) .....	1	a	D	D	D
	<b>Río Grande, PR</b> .....	<b>9</b>	<b>40</b>	<b>470</b>	<b>2 545</b>	<b>D</b>
1521	Single-family housing construction .....	1	a	D	D	D
1522	Residential construction, nec .....	—	—	—	—	—
1531	Operative builders .....	—	—	—	—	—
1541	Industrial building & warehouses .....	—	—	—	—	—
1542	Nonresidential construction, nec .....	1	a	D	D	D
1611	Highway & street construction, excluding elevated highways .....	1	a	D	D	D
1622	Bridge, tunnel, & elevated highway construction .....	—	—	—	—	—
1623	Water, sewer, pipeline, & communications & power lines .....	—	—	—	—	—
1629	Heavy construction, nec .....	—	—	—	—	—
1711	Plumbing, heating, & air-conditioning .....	1	a	D	D	D
1721	Painting & paper hanging .....	2	a	D	D	D
1731	Electrical work .....	—	—	—	—	—
1741	Masonry, stone setting, & other stonework .....	—	—	—	—	—
1742	Plastering, drywall, acoustical, & insulation work .....	—	—	—	—	—
1743	Terrazzo, tile, marble, & mosaic work .....	—	—	—	—	—
1751	Carpentry work .....	—	—	—	—	—
1752	Floor laying & other floor work, nec .....	—	—	—	—	—
1761	Roofing, siding, & sheet metal work .....	—	—	—	—	—
1771	Concrete work .....	—	—	—	—	—
1781	Water well drilling .....	—	—	—	—	—
1791	Structural steel erection .....	—	—	—	—	—
1793	Glass & glazing work .....	—	—	—	—	—
1794	Excavation work .....	—	—	—	—	—
1795	Wrecking & demolition work .....	1	a	D	D	D
1796	Installation or erection of building equipment, nec .....	1	a	D	D	D
1799	Special trade contractors, nec .....	—	—	—	—	—
6552	Subdividers and developers nec (ex cemeteries) .....	1	a	D	D	D
	<b>Sabana Grande, PR</b> .....	<b>7</b>	<b>83</b>	<b>993</b>	<b>5 375</b>	<b>2 482</b>
1521	Single-family housing construction .....	4	b	D	D	D
1522	Residential construction, nec .....	—	—	—	—	—
1531	Operative builders .....	1	b	D	D	D
1541	Industrial building & warehouses .....	—	—	—	—	—
1542	Nonresidential construction, nec .....	—	—	—	—	—
1611	Highway & street construction, excluding elevated highways .....	—	—	—	—	—
1622	Bridge, tunnel, & elevated highway construction .....	—	—	—	—	—
1623	Water, sewer, pipeline, & communications & power lines .....	—	—	—	—	—
1629	Heavy construction, nec .....	—	—	—	—	—
1711	Plumbing, heating, & air-conditioning .....	—	—	—	—	—
1721	Painting & paper hanging .....	—	—	—	—	—
1731	Electrical work .....	—	—	—	—	—
1741	Masonry, stone setting, & other stonework .....	1	a	D	D	D
1742	Plastering, drywall, acoustical, & insulation work .....	—	—	—	—	—
1743	Terrazzo, tile, marble, & mosaic work .....	—	—	—	—	—
1751	Carpentry work .....	—	—	—	—	—
1752	Floor laying & other floor work, nec .....	—	—	—	—	—
1761	Roofing, siding, & sheet metal work .....	—	—	—	—	—
1771	Concrete work .....	—	—	—	—	—
1781	Water well drilling .....	—	—	—	—	—
1791	Structural steel erection .....	—	—	—	—	—
1793	Glass & glazing work .....	—	—	—	—	—
1794	Excavation work .....	—	—	—	—	—
1795	Wrecking & demolition work .....	—	—	—	—	—
1796	Installation or erection of building equipment, nec .....	—	—	—	—	—
1799	Special trade contractors, nec .....	1	a	D	D	D
6552	Subdividers and developers nec (ex cemeteries) .....	—	—	—	—	—

**Table 4. Basic Statistics for Establishments by Municipio and Industry: 1997—Con.**

[Detail may not add to total because of rounding. For meaning of abbreviations and symbols, see introductory text. For explanation of terms, see Appendix A]

SIC code	Geographic area and industry	Establishments (number)	All employees+ (number)	Payroll, all employees (\$1,000)	Value of construction work (\$1,000)	Value added++ (\$1,000)
	<b>Salinas, PR</b>	<b>3</b>	<b>b</b>	<b>D</b>	<b>D</b>	<b>D</b>
1521	Single-family housing construction	—	—	—	—	—
1522	Residential construction, nec	—	—	—	—	—
1531	Operative builders	—	—	—	—	—
1541	Industrial building & warehouses	—	—	—	—	—
1542	Nonresidential construction, nec	—	—	—	—	—
1611	Highway & street construction, excluding elevated highways	—	—	—	—	—
1622	Bridge, tunnel, & elevated highway construction	—	—	—	—	—
1623	Water, sewer, pipeline, & communications & power lines	—	—	—	—	—
1629	Heavy construction, nec	—	—	—	—	—
1711	Plumbing, heating, & air-conditioning	—	—	—	—	—
1721	Painting & paper hanging	—	—	—	—	—
1731	Electrical work	1	a	D	D	D
1741	Masonry, stone setting, & other stonework	—	—	—	—	—
1742	Plastering, drywall, acoustical, & insulation work	—	—	—	—	—
1743	Terrazzo, tile, marble, & mosaic work	—	—	—	—	—
1751	Carpentry work	—	—	—	—	—
1752	Floor laying & other floor work, nec	—	—	—	—	—
1761	Roofing, siding, & sheet metal work	—	—	—	—	—
1771	Concrete work	—	—	—	—	—
1781	Water well drilling	—	—	—	—	—
1791	Structural steel erection	—	—	—	—	—
1793	Glass & glazing work	—	—	—	—	—
1794	Excavation work	—	—	—	—	—
1795	Wrecking & demolition work	—	—	—	—	—
1796	Installation or erection of building equipment, nec	1	a	D	D	D
1799	Special trade contractors, nec	—	—	—	—	—
6552	Subdividers and developers nec (ex cemeteries)	1	a	D	D	D
	<b>San Germán, PR</b>	<b>15</b>	<b>414</b>	<b>4 455</b>	<b>15 342</b>	<b>8 433</b>
1521	Single-family housing construction	2	a	D	D	D
1522	Residential construction, nec	1	c	D	D	D
1531	Operative builders	—	—	—	—	—
1541	Industrial building & warehouses	—	—	—	—	—
1542	Nonresidential construction, nec	3	149	1 754	6 043	2 670
1611	Highway & street construction, excluding elevated highways	—	—	—	—	—
1622	Bridge, tunnel, & elevated highway construction	—	—	—	—	—
1623	Water, sewer, pipeline, & communications & power lines	—	—	—	—	—
1629	Heavy construction, nec	—	—	—	—	—
1711	Plumbing, heating, & air-conditioning	1	b	D	D	D
1721	Painting & paper hanging	2	a	D	D	D
1731	Electrical work	1	a	D	D	D
1741	Masonry, stone setting, & other stonework	—	—	—	—	—
1742	Plastering, drywall, acoustical, & insulation work	—	—	—	—	—
1743	Terrazzo, tile, marble, & mosaic work	—	—	—	—	—
1751	Carpentry work	1	a	D	D	D
1752	Floor laying & other floor work, nec	—	—	—	—	—
1761	Roofing, siding, & sheet metal work	1	a	D	D	D
1771	Concrete work	1	b	D	D	D
1781	Water well drilling	—	—	—	—	—
1791	Structural steel erection	—	—	—	—	—
1793	Glass & glazing work	—	—	—	—	—
1794	Excavation work	1	a	D	D	D
1795	Wrecking & demolition work	—	—	—	—	—
1796	Installation or erection of building equipment, nec	—	—	—	—	—
1799	Special trade contractors, nec	1	a	D	D	D
6552	Subdividers and developers nec (ex cemeteries)	—	—	—	—	—
	<b>San Juan, PR</b>	<b>472</b>	<b>18 517</b>	<b>235 522</b>	<b>1 497 328</b>	<b>807 288</b>
1521	Single-family housing construction	70	2 391	26 725	227 858	135 263
1522	Residential construction, nec	19	1 470	14 094	116 793	51 506
1531	Operative builders	18	547	7 850	89 669	53 303
1541	Industrial building & warehouses	25	685	8 947	63 353	27 779
1542	Nonresidential construction, nec	50	3 379	43 573	319 153	182 409
1611	Highway & street construction, excluding elevated highways	14	814	9 928	50 583	31 489
1622	Bridge, tunnel, & elevated highway construction	4	477	8 092	46 477	22 742
1623	Water, sewer, pipeline, & communications & power lines	7	393	6 730	42 292	16 711
1629	Heavy construction, nec	9	783	14 449	58 167	33 744
1711	Plumbing, heating, & air-conditioning	48	1 137	13 081	69 801	32 371
1721	Painting & paper hanging	16	190	2 144	7 279	3 709
1731	Electrical work	61	2 762	36 298	163 827	91 840
1741	Masonry, stone setting, & other stonework	3	—	D	D	D
1742	Plastering, drywall, acoustical, & insulation work	11	388	3 785	21 804	11 560
1743	Terrazzo, tile, marble, & mosaic work	2	b	D	D	D
1751	Carpentry work	2	a	D	D	D
1752	Floor laying & other floor work, nec	5	95	1 091	6 767	4 489
1761	Roofing, siding, & sheet metal work	14	201	1 198	5 697	2 905
1771	Concrete work	5	g	D	D	D
1781	Water well drilling	—	—	—	—	—
1791	Structural steel erection	7	310	4 185	26 185	11 639
1793	Glass & glazing work	5	37	327	2 200	1 304
1794	Excavation work	3	c	D	D	D
1795	Wrecking & demolition work	2	b	D	D	D
1796	Installation or erection of building equipment, nec	16	445	6 496	33 673	16 430
1799	Special trade contractors, nec	21	282	2 841	13 937	7 263
6552	Subdividers and developers nec (ex cemeteries)	35	e	D	D	D

**Table 4. Basic Statistics for Establishments by Municipio and Industry: 1997—Con.**

[Detail may not add to total because of rounding. For meaning of abbreviations and symbols, see introductory text. For explanation of terms, see Appendix A]

SIC code	Geographic area and industry	Establishments (number)	All employees+ (number)	Payroll, all employees (\$1,000)	Value of construction work (\$1,000)	Value added++ (\$1,000)
	<b>San Lorenzo, PR</b>	<b>11</b>	<b>220</b>	<b>2 640</b>	<b>15 147</b>	<b>7 349</b>
1521	Single-family housing construction	3	a	D	D	D
1522	Residential construction, nec	—	—	—	—	—
1531	Operative builders	—	—	—	—	—
1541	Industrial building & warehouses	—	—	—	—	—
1542	Nonresidential construction, nec	2	b	D	D	D
1611	Highway & street construction, excluding elevated highways	3	102	1 252	7 109	4 028
1622	Bridge, tunnel, & elevated highway construction	—	—	—	—	—
1623	Water, sewer, pipeline, & communications & power lines	—	—	—	—	—
1629	Heavy construction, nec	—	—	—	—	—
1711	Plumbing, heating, & air-conditioning	—	—	—	—	—
1721	Painting & paper hanging	—	—	—	—	—
1731	Electrical work	1	a	D	D	D
1741	Masonry, stone setting, & other stonework	—	—	—	—	—
1742	Plastering, drywall, acoustical, & insulation work	—	—	—	—	—
1743	Terrazzo, tile, marble, & mosaic work	—	—	—	—	—
1751	Carpentry work	—	—	—	—	—
1752	Floor laying & other floor work, nec	—	—	—	—	—
1761	Roofing, siding, & sheet metal work	1	a	D	D	D
1771	Concrete work	—	—	—	—	—
1781	Water well drilling	—	—	—	—	—
1791	Structural steel erection	—	—	—	—	—
1793	Glass & glazing work	—	—	—	—	—
1794	Excavation work	—	—	—	—	—
1795	Wrecking & demolition work	1	a	D	D	D
1796	Installation or erection of building equipment, nec	—	—	—	—	—
1799	Special trade contractors, nec	—	—	—	—	—
6552	Subdividers and developers nec (ex cemeteries)	—	—	—	—	—
	<b>San Sebastián, PR</b>	<b>25</b>	<b>227</b>	<b>1 857</b>	<b>9 660</b>	<b>D</b>
1521	Single-family housing construction	6	30	192	1 136	538
1522	Residential construction, nec	1	a	D	D	D
1531	Operative builders	1	b	D	D	D
1541	Industrial building & warehouses	—	—	—	—	—
1542	Nonresidential construction, nec	2	b	D	D	D
1611	Highway & street construction, excluding elevated highways	—	—	—	—	—
1622	Bridge, tunnel, & elevated highway construction	—	—	—	—	—
1623	Water, sewer, pipeline, & communications & power lines	—	—	—	—	—
1629	Heavy construction, nec	1	a	D	D	D
1711	Plumbing, heating, & air-conditioning	2	b	D	D	D
1721	Painting & paper hanging	—	—	—	—	—
1731	Electrical work	6	48	477	1 343	908
1741	Masonry, stone setting, & other stonework	—	—	—	—	—
1742	Plastering, drywall, acoustical, & insulation work	—	—	—	—	—
1743	Terrazzo, tile, marble, & mosaic work	—	—	—	—	—
1751	Carpentry work	—	—	—	—	—
1752	Floor laying & other floor work, nec	1	a	D	D	D
1761	Roofing, siding, & sheet metal work	—	—	—	—	—
1771	Concrete work	1	a	D	D	D
1781	Water well drilling	—	—	—	—	—
1791	Structural steel erection	—	—	—	—	—
1793	Glass & glazing work	—	—	—	—	—
1794	Excavation work	1	a	D	D	D
1795	Wrecking & demolition work	—	—	—	—	—
1796	Installation or erection of building equipment, nec	—	—	—	—	—
1799	Special trade contractors, nec	1	a	D	D	D
6552	Subdividers and developers nec (ex cemeteries)	2	a	D	D	D
	<b>Santa Isabel, PR</b>	<b>5</b>	<b>258</b>	<b>2 564</b>	<b>14 677</b>	<b>D</b>
1521	Single-family housing construction	1	b	D	D	D
1522	Residential construction, nec	—	—	—	—	—
1531	Operative builders	1	a	D	D	D
1541	Industrial building & warehouses	—	—	—	—	—
1542	Nonresidential construction, nec	1	a	D	D	D
1611	Highway & street construction, excluding elevated highways	—	—	—	—	—
1622	Bridge, tunnel, & elevated highway construction	—	—	—	—	—
1623	Water, sewer, pipeline, & communications & power lines	—	—	—	—	—
1629	Heavy construction, nec	1	c	D	D	D
1711	Plumbing, heating, & air-conditioning	—	—	—	—	—
1721	Painting & paper hanging	—	—	—	—	—
1731	Electrical work	—	—	—	—	—
1741	Masonry, stone setting, & other stonework	—	—	—	—	—
1742	Plastering, drywall, acoustical, & insulation work	—	—	—	—	—
1743	Terrazzo, tile, marble, & mosaic work	—	—	—	—	—
1751	Carpentry work	—	—	—	—	—
1752	Floor laying & other floor work, nec	—	—	—	—	—
1761	Roofing, siding, & sheet metal work	—	—	—	—	—
1771	Concrete work	—	—	—	—	—
1781	Water well drilling	—	—	—	—	—
1791	Structural steel erection	—	—	—	—	—
1793	Glass & glazing work	—	—	—	—	—
1794	Excavation work	—	—	—	—	—
1795	Wrecking & demolition work	—	—	—	—	—
1796	Installation or erection of building equipment, nec	—	—	—	—	—
1799	Special trade contractors, nec	1	a	D	D	D
6552	Subdividers and developers nec (ex cemeteries)	—	—	—	—	—



**Table 4. Basic Statistics for Establishments by Municipio and Industry: 1997—Con.**

[Detail may not add to total because of rounding. For meaning of abbreviations and symbols, see introductory text. For explanation of terms, see Appendix A]

SIC code	Geographic area and industry	Establishments (number)	All employees+ (number)	Payroll, all employees (\$1,000)	Value of construction work (\$1,000)	Value added++ (\$1,000)
	<b>Toa Alta, PR</b>	<b>12</b>	<b>55</b>	<b>479</b>	<b>2 462</b>	<b>1 197</b>
1521	Single-family housing construction	3	12	78	726	210
1522	Residential construction, nec	1	a	D	D	D
1531	Operative builders	—	—	—	—	—
1541	Industrial building & warehouses	—	—	—	—	—
1542	Nonresidential construction, nec	3	9	66	644	348
1611	Highway & street construction, excluding elevated highways	—	—	—	—	—
1622	Bridge, tunnel, & elevated highway construction	—	—	—	—	—
1623	Water, sewer, pipeline, & communications & power lines	—	—	—	—	—
1629	Heavy construction, nec	—	—	—	—	—
1711	Plumbing, heating, & air-conditioning	—	—	—	—	—
1721	Painting & paper hanging	—	—	—	—	—
1731	Electrical work	—	—	—	—	—
1741	Masonry, stone setting, & other stonework	—	—	—	—	—
1742	Plastering, drywall, acoustical, & insulation work	—	—	—	—	—
1743	Terrazzo, tile, marble, & mosaic work	—	—	—	—	—
1751	Carpentry work	—	—	—	—	—
1752	Floor laying & other floor work, nec	—	—	—	—	—
1761	Roofing, siding, & sheet metal work	1	a	D	D	D
1771	Concrete work	1	a	D	D	D
1781	Water well drilling	—	—	—	—	—
1791	Structural steel erection	—	—	—	—	—
1793	Glass & glazing work	—	—	—	—	—
1794	Excavation work	1	a	D	D	D
1795	Wrecking & demolition work	—	—	—	—	—
1796	Installation or erection of building equipment, nec	—	—	—	—	—
1799	Special trade contractors, nec	1	a	D	D	D
6552	Subdividers and developers nec (ex cemeteries)	1	a	D	D	D
	<b>Toa Baja, PR</b>	<b>40</b>	<b>1 124</b>	<b>14 351</b>	<b>95 313</b>	<b>D</b>
1521	Single-family housing construction	8	172	1 796	13 228	4 756
1522	Residential construction, nec	4	103	2 220	16 208	12 524
1531	Operative builders	—	—	—	—	—
1541	Industrial building & warehouses	1	a	D	D	D
1542	Nonresidential construction, nec	4	80	1 038	9 939	6 548
1611	Highway & street construction, excluding elevated highways	2	e	D	D	D
1622	Bridge, tunnel, & elevated highway construction	—	—	—	—	—
1623	Water, sewer, pipeline, & communications & power lines	—	—	—	—	—
1629	Heavy construction, nec	—	—	—	—	—
1711	Plumbing, heating, & air-conditioning	3	16	182	1 262	450
1721	Painting & paper hanging	3	13	108	344	208
1731	Electrical work	4	b	D	D	D
1741	Masonry, stone setting, & other stonework	1	a	D	D	D
1742	Plastering, drywall, acoustical, & insulation work	—	—	—	—	—
1743	Terrazzo, tile, marble, & mosaic work	—	—	—	—	—
1751	Carpentry work	—	—	—	—	—
1752	Floor laying & other floor work, nec	—	—	—	—	—
1761	Roofing, siding, & sheet metal work	3	101	987	5 851	3 281
1771	Concrete work	1	a	D	D	D
1781	Water well drilling	—	—	—	—	—
1791	Structural steel erection	3	107	1 097	3 842	2 127
1793	Glass & glazing work	1	b	D	D	D
1794	Excavation work	—	—	—	—	—
1795	Wrecking & demolition work	—	—	—	—	—
1796	Installation or erection of building equipment, nec	—	—	—	—	—
1799	Special trade contractors, nec	2	a	D	D	D
6552	Subdividers and developers nec (ex cemeteries)	—	—	—	—	—
	<b>Trujillo Alto, PR</b>	<b>38</b>	<b>1 766</b>	<b>25 561</b>	<b>128 964</b>	<b>D</b>
1521	Single-family housing construction	3	34	225	1 397	643
1522	Residential construction, nec	2	b	D	D	D
1531	Operative builders	—	—	—	—	—
1541	Industrial building & warehouses	1	b	D	D	D
1542	Nonresidential construction, nec	5	283	3 224	13 450	5 222
1611	Highway & street construction, excluding elevated highways	4	f	D	D	D
1622	Bridge, tunnel, & elevated highway construction	—	—	—	—	—
1623	Water, sewer, pipeline, & communications & power lines	1	b	D	D	D
1629	Heavy construction, nec	5	123	1 307	7 704	3 959
1711	Plumbing, heating, & air-conditioning	3	13	114	535	334
1721	Painting & paper hanging	—	—	—	—	—
1731	Electrical work	—	—	—	—	—
1741	Masonry, stone setting, & other stonework	8	481	6 853	28 265	9 718
1742	Plastering, drywall, acoustical, & insulation work	1	a	D	D	D
1743	Terrazzo, tile, marble, & mosaic work	—	—	—	—	—
1751	Carpentry work	—	—	—	—	—
1752	Floor laying & other floor work, nec	1	a	D	D	D
1761	Roofing, siding, & sheet metal work	2	a	D	D	D
1771	Concrete work	1	a	D	D	D
1781	Water well drilling	—	—	—	—	—
1791	Structural steel erection	—	—	—	—	—
1793	Glass & glazing work	—	—	—	—	—
1794	Excavation work	—	—	—	—	—
1795	Wrecking & demolition work	—	—	—	—	—
1796	Installation or erection of building equipment, nec	—	—	—	—	—
1799	Special trade contractors, nec	—	—	—	—	—
6552	Subdividers and developers nec (ex cemeteries)	1	a	D	D	D

**Table 4. Basic Statistics for Establishments by Municipio and Industry: 1997—Con.**

[Detail may not add to total because of rounding. For meaning of abbreviations and symbols, see introductory text. For explanation of terms, see Appendix A]

SIC code	Geographic area and industry	Establishments (number)	All employees+ (number)	Payroll, all employees (\$1,000)	Value of construction work (\$1,000)	Value added++ (\$1,000)
	<b>Utuaado, PR</b> .....	<b>3</b>	<b>15</b>	<b>142</b>	<b>550</b>	<b>274</b>
1521	Single-family housing construction .....	2	a	D	D	D
1522	Residential construction, nec .....	—	—	—	—	—
1531	Operative builders .....	—	—	—	—	—
1541	Industrial building & warehouses .....	—	—	—	—	—
1542	Nonresidential construction, nec .....	—	—	—	—	—
1611	Highway & street construction, excluding elevated highways .....	1	a	D	D	D
1622	Bridge, tunnel, & elevated highway construction .....	—	—	—	—	—
1623	Water, sewer, pipeline, & communications & power lines .....	—	—	—	—	—
1629	Heavy construction, nec .....	—	—	—	—	—
1711	Plumbing, heating, & air-conditioning .....	—	—	—	—	—
1721	Painting & paper hanging .....	—	—	—	—	—
1731	Electrical work .....	—	—	—	—	—
1741	Masonry, stone setting, & other stonework .....	—	—	—	—	—
1742	Plastering, drywall, acoustical, & insulation work .....	—	—	—	—	—
1743	Terrazzo, tile, marble, & mosaic work .....	—	—	—	—	—
1751	Carpentry work .....	—	—	—	—	—
1752	Floor laying & other floor work, nec .....	—	—	—	—	—
1761	Roofing, siding, & sheet metal work .....	—	—	—	—	—
1771	Concrete work .....	—	—	—	—	—
1781	Water well drilling .....	—	—	—	—	—
1791	Structural steel erection .....	—	—	—	—	—
1793	Glass & glazing work .....	—	—	—	—	—
1794	Excavation work .....	—	—	—	—	—
1795	Wrecking & demolition work .....	—	—	—	—	—
1796	Installation or erection of building equipment, nec .....	—	—	—	—	—
1799	Special trade contractors, nec .....	—	—	—	—	—
6552	Subdividers and developers nec (ex cemeteries) .....	—	—	—	—	—
	<b>Vega Alta, PR</b> .....	<b>9</b>	<b>214</b>	<b>2 510</b>	<b>12 213</b>	<b>D</b>
1521	Single-family housing construction .....	2	a	D	D	D
1522	Residential construction, nec .....	—	—	—	—	—
1531	Operative builders .....	—	—	—	—	—
1541	Industrial building & warehouses .....	1	b	D	D	D
1542	Nonresidential construction, nec .....	1	c	D	D	D
1611	Highway & street construction, excluding elevated highways .....	—	—	—	—	—
1622	Bridge, tunnel, & elevated highway construction .....	—	—	—	—	—
1623	Water, sewer, pipeline, & communications & power lines .....	—	—	—	—	—
1629	Heavy construction, nec .....	—	—	—	—	—
1711	Plumbing, heating, & air-conditioning .....	—	—	—	—	—
1721	Painting & paper hanging .....	—	—	—	—	—
1731	Electrical work .....	1	a	D	D	D
1741	Masonry, stone setting, & other stonework .....	—	—	—	—	—
1742	Plastering, drywall, acoustical, & insulation work .....	—	—	—	—	—
1743	Terrazzo, tile, marble, & mosaic work .....	—	—	—	—	—
1751	Carpentry work .....	—	—	—	—	—
1752	Floor laying & other floor work, nec .....	—	—	—	—	—
1761	Roofing, siding, & sheet metal work .....	—	—	—	—	—
1771	Concrete work .....	—	—	—	—	—
1781	Water well drilling .....	—	—	—	—	—
1791	Structural steel erection .....	—	—	—	—	—
1793	Glass & glazing work .....	—	—	—	—	—
1794	Excavation work .....	—	—	—	—	—
1795	Wrecking & demolition work .....	1	a	D	D	D
1796	Installation or erection of building equipment, nec .....	—	—	—	—	—
1799	Special trade contractors, nec .....	1	a	D	D	D
6552	Subdividers and developers nec (ex cemeteries) .....	2	a	D	D	D
	<b>Vega Baja, PR</b> .....	<b>26</b>	<b>672</b>	<b>6 172</b>	<b>31 747</b>	<b>D</b>
1521	Single-family housing construction .....	4	b	D	D	D
1522	Residential construction, nec .....	—	—	—	—	—
1531	Operative builders .....	1	a	D	D	D
1541	Industrial building & warehouses .....	3	55	374	1 434	846
1542	Nonresidential construction, nec .....	3	169	1 603	6 225	3 420
1611	Highway & street construction, excluding elevated highways .....	2	a	D	D	D
1622	Bridge, tunnel, & elevated highway construction .....	—	—	—	—	—
1623	Water, sewer, pipeline, & communications & power lines .....	3	c	D	D	D
1629	Heavy construction, nec .....	—	—	—	—	—
1711	Plumbing, heating, & air-conditioning .....	1	a	D	D	D
1721	Painting & paper hanging .....	1	b	D	D	D
1731	Electrical work .....	2	a	D	D	D
1741	Masonry, stone setting, & other stonework .....	1	a	D	D	D
1742	Plastering, drywall, acoustical, & insulation work .....	—	—	—	—	—
1743	Terrazzo, tile, marble, & mosaic work .....	—	—	—	—	—
1751	Carpentry work .....	2	a	D	D	D
1752	Floor laying & other floor work, nec .....	1	a	D	D	D
1761	Roofing, siding, & sheet metal work .....	—	—	—	—	—
1771	Concrete work .....	2	a	D	D	D
1781	Water well drilling .....	—	—	—	—	—
1791	Structural steel erection .....	—	—	—	—	—
1793	Glass & glazing work .....	—	—	—	—	—
1794	Excavation work .....	—	—	—	—	—
1795	Wrecking & demolition work .....	—	—	—	—	—
1796	Installation or erection of building equipment, nec .....	—	—	—	—	—
1799	Special trade contractors, nec .....	—	—	—	—	—
6552	Subdividers and developers nec (ex cemeteries) .....	—	—	—	—	—

**Table 4. Basic Statistics for Establishments by Municipio and Industry: 1997—Con.**

[Detail may not add to total because of rounding. For meaning of abbreviations and symbols, see introductory text. For explanation of terms, see Appendix A]

SIC code	Geographic area and industry	Establishments (number)	All employees+ (number)	Payroll, all employees (\$1,000)	Value of construction work (\$1,000)	Value added++ (\$1,000)
	<b>Vieques, PR</b>	<b>3</b>	<b>b</b>	<b>D</b>	<b>D</b>	<b>D</b>
1521	Single-family housing construction	1	b	D	D	D
1522	Residential construction, nec	—	—	—	—	—
1531	Operative builders	—	—	—	—	—
1541	Industrial building & warehouses	—	—	—	—	—
1542	Nonresidential construction, nec	—	—	—	—	—
1611	Highway & street construction, excluding elevated highways	—	—	—	—	—
1622	Bridge, tunnel, & elevated highway construction	—	—	—	—	—
1623	Water, sewer, pipeline, & communications & power lines	—	—	—	—	—
1629	Heavy construction, nec	1	b	D	D	D
1711	Plumbing, heating, & air-conditioning	—	—	—	—	—
1721	Painting & paper hanging	—	—	—	—	—
1731	Electrical work	—	—	—	—	—
1741	Masonry, stone setting, & other stonework	—	—	—	—	—
1742	Plastering, drywall, acoustical, & insulation work	—	—	—	—	—
1743	Terrazzo, tile, marble, & mosaic work	—	—	—	—	—
1751	Carpentry work	—	—	—	—	—
1752	Floor laying & other floor work, nec	—	—	—	—	—
1761	Roofing, siding, & sheet metal work	—	—	—	—	—
1771	Concrete work	—	—	—	—	—
1781	Water well drilling	—	—	—	—	—
1791	Structural steel erection	1	a	D	D	D
1793	Glass & glazing work	—	—	—	—	—
1794	Excavation work	—	—	—	—	—
1795	Wrecking & demolition work	—	—	—	—	—
1796	Installation or erection of building equipment, nec	—	—	—	—	—
1799	Special trade contractors, nec	—	—	—	—	—
6552	Subdividers and developers nec (ex cemeteries)	—	—	—	—	—
	<b>Villalba, PR</b>	<b>12</b>	<b>b</b>	<b>D</b>	<b>D</b>	<b>D</b>
1521	Single-family housing construction	4	27	222	1 359	605
1522	Residential construction, nec	—	—	—	—	—
1531	Operative builders	1	a	D	D	D
1541	Industrial building & warehouses	1	a	D	D	D
1542	Nonresidential construction, nec	—	—	—	—	—
1611	Highway & street construction, excluding elevated highways	—	—	—	—	—
1622	Bridge, tunnel, & elevated highway construction	—	—	—	—	—
1623	Water, sewer, pipeline, & communications & power lines	—	—	—	—	—
1629	Heavy construction, nec	1	a	D	D	D
1711	Plumbing, heating, & air-conditioning	2	a	D	D	D
1721	Painting & paper hanging	—	—	—	—	—
1731	Electrical work	—	—	—	—	—
1741	Masonry, stone setting, & other stonework	—	—	—	—	—
1742	Plastering, drywall, acoustical, & insulation work	—	—	—	—	—
1743	Terrazzo, tile, marble, & mosaic work	—	—	—	—	—
1751	Carpentry work	1	a	D	D	D
1752	Floor laying & other floor work, nec	—	—	—	—	—
1761	Roofing, siding, & sheet metal work	—	—	—	—	—
1771	Concrete work	—	—	—	—	—
1781	Water well drilling	—	—	—	—	—
1791	Structural steel erection	2	b	D	D	D
1793	Glass & glazing work	—	—	—	—	—
1794	Excavation work	—	—	—	—	—
1795	Wrecking & demolition work	—	—	—	—	—
1796	Installation or erection of building equipment, nec	—	—	—	—	—
1799	Special trade contractors, nec	—	—	—	—	—
6552	Subdividers and developers nec (ex cemeteries)	—	—	—	—	—
	<b>Yabucoa, PR</b>	<b>8</b>	<b>146</b>	<b>1 652</b>	<b>8 847</b>	<b>3 657</b>
1521	Single-family housing construction	3	14	99	615	282
1522	Residential construction, nec	1	a	D	D	D
1531	Operative builders	1	c	D	D	D
1541	Industrial building & warehouses	—	—	—	—	—
1542	Nonresidential construction, nec	1	a	D	D	D
1611	Highway & street construction, excluding elevated highways	—	—	—	—	—
1622	Bridge, tunnel, & elevated highway construction	—	—	—	—	—
1623	Water, sewer, pipeline, & communications & power lines	1	a	D	D	D
1629	Heavy construction, nec	—	—	—	—	—
1711	Plumbing, heating, & air-conditioning	1	a	D	D	D
1721	Painting & paper hanging	—	—	—	—	—
1731	Electrical work	—	—	—	—	—
1741	Masonry, stone setting, & other stonework	—	—	—	—	—
1742	Plastering, drywall, acoustical, & insulation work	—	—	—	—	—
1743	Terrazzo, tile, marble, & mosaic work	—	—	—	—	—
1751	Carpentry work	—	—	—	—	—
1752	Floor laying & other floor work, nec	—	—	—	—	—
1761	Roofing, siding, & sheet metal work	—	—	—	—	—
1771	Concrete work	—	—	—	—	—
1781	Water well drilling	—	—	—	—	—
1791	Structural steel erection	—	—	—	—	—
1793	Glass & glazing work	—	—	—	—	—
1794	Excavation work	—	—	—	—	—
1795	Wrecking & demolition work	—	—	—	—	—
1796	Installation or erection of building equipment, nec	—	—	—	—	—
1799	Special trade contractors, nec	—	—	—	—	—
6552	Subdividers and developers nec (ex cemeteries)	—	—	—	—	—

**Table 4. Basic Statistics for Establishments by Municipio and Industry: 1997—Con.**

[Detail may not add to total because of rounding. For meaning of abbreviations and symbols, see introductory text. For explanation of terms, see Appendix A]

SIC code	Geographic area and industry	Establishments (number)	All employees+ (number)	Payroll, all employees (\$1,000)	Value of construction work (\$1,000)	Value added++ (\$1,000)
	<b>Yauco, PR</b> .....	<b>14</b>	<b>141</b>	<b>1 529</b>	<b>10 814</b>	<b>6 212</b>
1521	Single-family housing construction .....	3	a	D	D	D
1522	Residential construction, nec .....	—	—	—	—	—
1531	Operative builders .....	—	—	—	—	—
1541	Industrial building & warehouses .....	2	a	D	D	D
1542	Nonresidential construction, nec .....	—	—	—	—	—
1611	Highway & street construction, excluding elevated highways .....	—	—	—	—	—
1622	Bridge, tunnel, & elevated highway construction .....	—	—	—	—	—
1623	Water, sewer, pipeline, & communications & power lines .....	—	—	—	—	—
1629	Heavy construction, nec .....	—	—	—	—	—
1711	Plumbing, heating, & air-conditioning .....	1	a	D	D	D
1721	Painting & paper hanging .....	2	a	D	D	D
1731	Electrical work .....	1	a	D	D	D
1741	Masonry, stone setting, & other stonework .....	—	—	—	—	—
1742	Plastering, drywall, acoustical, & insulation work .....	1	b	D	D	D
1743	Terrazzo, tile, marble, & mosaic work .....	—	—	—	—	—
1751	Carpentry work .....	—	—	—	—	—
1752	Floor laying & other floor work, nec .....	—	—	—	—	—
1761	Roofing, siding, & sheet metal work .....	—	—	—	—	—
1771	Concrete work .....	—	—	—	—	—
1781	Water well drilling .....	—	—	—	—	—
1791	Structural steel erection .....	1	a	D	D	D
1793	Glass & glazing work .....	—	—	—	—	—
1794	Excavation work .....	—	—	—	—	—
1795	Wrecking & demolition work .....	—	—	—	—	—
1796	Installation or erection of building equipment, nec .....	—	—	—	—	—
1799	Special trade contractors, nec .....	2	a	D	D	D
6552	Subdividers and developers nec (ex cemeteries) .....	1	b	D	D	D

**Table 5. Class and Ownership of Construction Projects for Establishments by Municipios: 1997**

[Thousand dollars. Detail may not add to total because of rounding. For meaning of abbreviations and symbols, see introductory text. For explanation of terms, see Appendix A]

Geographic area	Value of construction work	Class of construction		Ownership of construction projects	
		New construction	Maintenance and repair	Government owned construction	Privately owned construction
<b>Puerto Rico</b> .....	<b>3 965 294</b>	<b>3 041 046</b>	<b>924 421</b>	<b>1 607 463</b>	<b>2 357 919</b>
Adjuntas .....	2 746	1 535	1 211	2 149	597
Aguada .....	21 161	17 993	3 171	4 702	16 460
Aguadilla .....	19 487	13 863	5 624	6 741	12 746
Aguas Buenas .....	3 925	2 723	1 203	1 079	2 846
Aibonito .....	4 974	4 472	503	2 131	2 844
Añasco .....	10 949	6 864	4 087	6 165	4 784
Arecibo .....	35 308	32 939	2 371	29 507	5 802
Arroyo .....	1 164	910	254	735	429
Barceloneta .....	20 298	13 478	6 821	3 417	16 881
Barranquitas .....	D	13 328	D	9 551	D
Bayamón .....	142 833	99 250	43 592	64 956	77 883
Cabo Rojo .....	14 130	6 879	7 252	9 757	4 373
Caguas .....	76 880	57 040	19 844	26 710	50 173
Camuy .....	9 325	7 020	2 307	4 373	4 953
Canóvanas .....	6 090	2 191	3 900	3 629	2 462
Carolina .....	128 708	97 151	31 565	62 217	66 496
Cataño .....	30 509	16 812	13 698	14 624	15 885
Cayey .....	4 177	3 082	1 096	1 577	2 600
Ceiba .....	593	472	121	D	D
Ciales .....	4 712	3 982	733	3 369	1 345
Cidra .....	4 228	3 152	1 079	1 515	2 714
Coamo .....	10 092	8 042	2 053	3 736	6 357
Comerio .....	1 672	1 091	582	1 073	599
Corozal .....	4 888	3 224	1 664	1 128	3 760
Culebra .....	D	D	D	D	D
Dorado .....	22 909	19 301	3 609	3 687	19 222
Fajardo .....	25 295	14 740	10 556	8 813	16 482
Florida .....	D	D	D	D	D
Guánica .....	7 247	4 811	2 438	1 870	5 377
Guayama .....	13 814	8 924	4 891	2 406	11 408
Guayanilla .....	D	D	D	D	D
Guaynabo .....	704 653	525 696	178 968	289 900	414 758
Gurabo .....	14 938	11 947	2 992	11 122	3 817
Hatillo .....	10 239	7 852	2 387	2 125	8 114
Hormigueros .....	18 427	D	D	13 636	4 791
Humacao .....	19 964	15 496	4 469	6 515	13 450
Isabela .....	5 308	3 160	2 150	1 579	3 729
Jayuya .....	D	5 340	D	D	D
Juana Díaz .....	10 276	9 006	1 273	2 212	8 066
Juncos .....	13 790	10 102	3 689	5 880	7 911
Lajas .....	32 006	24 085	7 923	8 116	23 890
Lares .....	2 317	1 830	490	1 368	950
Las Marías .....	3 557	2 171	1 388	1 105	2 454
Las Piedras .....	94 810	90 037	4 774	79 410	15 402
Loíza .....	D	D	D	D	D
Luquillo .....	1 920	D	D	739	1 181
Manatí .....	9 701	6 813	2 888	4 566	5 135
Maricao .....	562	D	D	D	D
Maunabo .....	D	D	D	D	D
Mayagüez .....	139 386	113 707	25 688	63 506	75 885
Moca .....	17 240	10 355	6 894	9 897	7 345
Morovis .....	10 497	9 629	868	D	D
Naguabo .....	22 265	15 085	7 181	3 548	18 718
Naranjito .....	32 114	18 716	13 400	23 465	8 649
Orocovis .....	4 147	1 798	2 349	1 085	3 062
Patillas .....	4 956	3 250	1 708	D	D
Peñuelas .....	26 236	13 476	12 760	4 971	21 265
Ponce .....	232 278	199 951	32 333	105 452	126 827
Quebradillas .....	8 098	6 287	1 813	5 476	2 623
Rincón .....	2 107	1 007	1 101	203	1 904
Río Grande .....	2 545	1 417	1 129	1 130	1 415
Sabana Grande .....	5 375	D	D	838	4 537
Salinas .....	D	D	D	D	D
San Germán .....	15 342	13 020	2 323	6 110	9 233
San Juan .....	1 497 328	1 181 062	316 303	464 157	1 033 191
San Lorenzo .....	15 147	13 703	1 445	11 522	3 626
San Sebastián .....	9 660	7 166	2 499	2 764	6 897
Santa Isabel .....	14 677	D	D	D	D
Toa Alta .....	2 462	1 380	1 082	511	1 951
Toa Baja .....	95 313	70 564	24 751	59 713	35 606
Trujillo Alto .....	128 964	93 648	35 319	74 062	54 905
Utua .....	550	309	242	388	162
Vega Alta .....	12 213	6 575	5 639	D	D
Vega Baja .....	31 747	21 946	9 804	18 487	13 261
Vieques .....	D	D	D	D	D
Villalba .....	D	D	D	D	D
Yabucoa .....	8 847	8 366	482	803	8 045
Yauco .....	10 814	5 022	5 793	1 392	9 422

**Table 6. Type of Construction Statistics for Establishments by Municipios: 1997**

[Detail may not add to total because of rounding. For meaning of abbreviations and symbols, see introductory text. For explanation of terms, see Appendix A]

Geographic area and type of construction	Value of construction work (\$1,000)
<b>PUERTO RICO</b>	
<b>Total</b> .....	<b>3 965 294</b>
<b>Building construction, total</b> .....	<b>2 716 648</b>
Single-family houses, detached and attached .....	840 849
Apartment buildings and other residential buildings .....	380 980
Industrial buildings and warehouses .....	493 572
Commercial buildings .....	609 770
Other nonresidential buildings .....	391 477
<b>Nonbuilding construction, total</b> .....	<b>1 248 825</b>
Highways, streets, and related work .....	481 606
Bridges, tunnels, and elevated highways .....	111 357
Water, sewer, pipeline, communication transmission lines, and power lines .....	282 720
Other nonbuilding construction, nec .....	373 142
<b>Construction work not specified by kind</b> .....	-
<b>Adjuntas</b>	
<b>Total</b> .....	<b>2 746</b>
<b>Building construction, total</b> .....	<b>1 319</b>
Single-family houses, detached and attached .....	488
Apartment buildings and other residential buildings .....	D
Industrial buildings and warehouses .....	210
Commercial buildings .....	D
Other nonresidential buildings .....	D
<b>Nonbuilding construction, total</b> .....	<b>1 430</b>
Highways, streets, and related work .....	D
Bridges, tunnels, and elevated highways .....	D
Water, sewer, pipeline, communication transmission lines, and power lines .....	D
Other nonbuilding construction, nec .....	D
<b>Construction work not specified by kind</b> .....	-
<b>Aguada</b>	
<b>Total</b> .....	<b>21 161</b>
<b>Building construction, total</b> .....	<b>19 145</b>
Single-family houses, detached and attached .....	14 128
Apartment buildings and other residential buildings .....	2 539
Industrial buildings and warehouses .....	931
Commercial buildings .....	D
Other nonresidential buildings .....	D
<b>Nonbuilding construction, total</b> .....	<b>2 033</b>
Highways, streets, and related work .....	430
Bridges, tunnels, and elevated highways .....	208
Water, sewer, pipeline, communication transmission lines, and power lines .....	704
Other nonbuilding construction, nec .....	691
<b>Construction work not specified by kind</b> .....	-
<b>Aguadilla</b>	
<b>Total</b> .....	<b>19 487</b>
<b>Building construction, total</b> .....	<b>17 719</b>
Single-family houses, detached and attached .....	7 943
Apartment buildings and other residential buildings .....	3 393
Industrial buildings and warehouses .....	3 268
Commercial buildings .....	D
Other nonresidential buildings .....	D
<b>Nonbuilding construction, total</b> .....	<b>1 766</b>
Highways, streets, and related work .....	D
Bridges, tunnels, and elevated highways .....	D
Water, sewer, pipeline, communication transmission lines, and power lines .....	435
Other nonbuilding construction, nec .....	779
<b>Construction work not specified by kind</b> .....	-
<b>Aguas Buenas</b>	
<b>Total</b> .....	<b>3 925</b>
<b>Building construction, total</b> .....	<b>1 918</b>
Single-family houses, detached and attached .....	624
Apartment buildings and other residential buildings .....	D
Industrial buildings and warehouses .....	D
Commercial buildings .....	511
Other nonresidential buildings .....	D
<b>Nonbuilding construction, total</b> .....	<b>2 008</b>
Highways, streets, and related work .....	D
Bridges, tunnels, and elevated highways .....	D
Water, sewer, pipeline, communication transmission lines, and power lines .....	259
Other nonbuilding construction, nec .....	D
<b>Construction work not specified by kind</b> .....	-

**Table 6. Type of Construction Statistics for Establishments by Municipios: 1997—Con.**

[Detail may not add to total because of rounding. For meaning of abbreviations and symbols, see introductory text. For explanation of terms, see Appendix A]

Geographic area and type of construction	Value of construction work (\$1,000)
<b>Aibonito</b>	
<b>Total</b> .....	<b>4 974</b>
<b>Building construction, total</b> .....	<b>4 731</b>
Single-family houses, detached and attached .....	578
Apartment buildings and other residential buildings .....	242
Industrial buildings and warehouses .....	281
Commercial buildings .....	3 427
Other nonresidential buildings .....	203
<b>Nonbuilding construction, total</b> .....	<b>239</b>
Highways, streets, and related work .....	D
Bridges, tunnels, and elevated highways .....	D
Water, sewer, pipeline, communication transmission lines, and power lines .....	69
Other nonbuilding construction, nec .....	141
<b>Construction work not specified by kind</b> .....	-
<b>Añasco</b>	
<b>Total</b> .....	<b>10 949</b>
<b>Building construction, total</b> .....	<b>6 073</b>
Single-family houses, detached and attached .....	2 338
Apartment buildings and other residential buildings .....	523
Industrial buildings and warehouses .....	739
Commercial buildings .....	1 082
Other nonresidential buildings .....	1 391
<b>Nonbuilding construction, total</b> .....	<b>4 875</b>
Highways, streets, and related work .....	D
Bridges, tunnels, and elevated highways .....	D
Water, sewer, pipeline, communication transmission lines, and power lines .....	1 296
Other nonbuilding construction, nec .....	D
<b>Construction work not specified by kind</b> .....	-
<b>Arecibo</b>	
<b>Total</b> .....	<b>35 308</b>
<b>Building construction, total</b> .....	<b>5 986</b>
Single-family houses, detached and attached .....	2 587
Apartment buildings and other residential buildings .....	727
Industrial buildings and warehouses .....	1 108
Commercial buildings .....	860
Other nonresidential buildings .....	704
<b>Nonbuilding construction, total</b> .....	<b>29 338</b>
Highways, streets, and related work .....	D
Bridges, tunnels, and elevated highways .....	D
Water, sewer, pipeline, communication transmission lines, and power lines .....	D
Other nonbuilding construction, nec .....	D
<b>Construction work not specified by kind</b> .....	-
<b>Arroyo</b>	
<b>Total</b> .....	<b>1 164</b>
<b>Building construction, total</b> .....	<b>D</b>
Single-family houses, detached and attached .....	D
Apartment buildings and other residential buildings .....	D
Industrial buildings and warehouses .....	D
Commercial buildings .....	D
Other nonresidential buildings .....	D
<b>Nonbuilding construction, total</b> .....	<b>D</b>
Highways, streets, and related work .....	13
Bridges, tunnels, and elevated highways .....	D
Water, sewer, pipeline, communication transmission lines, and power lines .....	25
Other nonbuilding construction, nec .....	D
<b>Construction work not specified by kind</b> .....	-
<b>Barceloneta</b>	
<b>Total</b> .....	<b>20 298</b>
<b>Building construction, total</b> .....	<b>12 570</b>
Single-family houses, detached and attached .....	1 898
Apartment buildings and other residential buildings .....	1 109
Industrial buildings and warehouses .....	8 690
Commercial buildings .....	430
Other nonresidential buildings .....	443
<b>Nonbuilding construction, total</b> .....	<b>7 730</b>
Highways, streets, and related work .....	71
Bridges, tunnels, and elevated highways .....	30
Water, sewer, pipeline, communication transmission lines, and power lines .....	1 106
Other nonbuilding construction, nec .....	6 523
<b>Construction work not specified by kind</b> .....	-

Table 6. **Type of Construction Statistics for Establishments by Municipios: 1997—Con.**

[Detail may not add to total because of rounding. For meaning of abbreviations and symbols, see introductory text. For explanation of terms, see Appendix A]

Geographic area and type of construction	Value of construction work (\$1,000)
<b>Barranquitas</b>	
<b>Total</b> .....	<b>D</b>
<b>Building construction, total</b> .....	<b>11 903</b>
Single-family houses, detached and attached .....	3 632
Apartment buildings and other residential buildings .....	1 265
Industrial buildings and warehouses .....	1 573
Commercial buildings .....	3 851
Other nonresidential buildings .....	1 582
<b>Nonbuilding construction, total</b> .....	<b>D</b>
Highways, streets, and related work .....	1 177
Bridges, tunnels, and elevated highways .....	D
Water, sewer, pipeline, communication transmission lines, and power lines .....	1 082
Other nonbuilding construction, nec .....	1 828
<b>Construction work not specified by kind</b> .....	<b>-</b>
<b>Bayamón</b>	
<b>Total</b> .....	<b>142 833</b>
<b>Building construction, total</b> .....	<b>79 738</b>
Single-family houses, detached and attached .....	20 426
Apartment buildings and other residential buildings .....	16 122
Industrial buildings and warehouses .....	14 554
Commercial buildings .....	14 863
Other nonresidential buildings .....	13 773
<b>Nonbuilding construction, total</b> .....	<b>63 097</b>
Highways, streets, and related work .....	3 471
Bridges, tunnels, and elevated highways .....	3 343
Water, sewer, pipeline, communication transmission lines, and power lines .....	15 462
Other nonbuilding construction, nec .....	40 821
<b>Construction work not specified by kind</b> .....	<b>-</b>
<b>Cabo Rojo</b>	
<b>Total</b> .....	<b>14 130</b>
<b>Building construction, total</b> .....	<b>7 933</b>
Single-family houses, detached and attached .....	1 332
Apartment buildings and other residential buildings .....	D
Industrial buildings and warehouses .....	D
Commercial buildings .....	D
Other nonresidential buildings .....	1 543
<b>Nonbuilding construction, total</b> .....	<b>6 194</b>
Highways, streets, and related work .....	D
Bridges, tunnels, and elevated highways .....	108
Water, sewer, pipeline, communication transmission lines, and power lines .....	D
Other nonbuilding construction, nec .....	1 230
<b>Construction work not specified by kind</b> .....	<b>-</b>
<b>Caguas</b>	
<b>Total</b> .....	<b>76 880</b>
<b>Building construction, total</b> .....	<b>51 988</b>
Single-family houses, detached and attached .....	13 584
Apartment buildings and other residential buildings .....	7 493
Industrial buildings and warehouses .....	14 094
Commercial buildings .....	12 109
Other nonresidential buildings .....	4 708
<b>Nonbuilding construction, total</b> .....	<b>24 896</b>
Highways, streets, and related work .....	5 053
Bridges, tunnels, and elevated highways .....	652
Water, sewer, pipeline, communication transmission lines, and power lines .....	6 752
Other nonbuilding construction, nec .....	12 439
<b>Construction work not specified by kind</b> .....	<b>-</b>
<b>Camuy</b>	
<b>Total</b> .....	<b>9 325</b>
<b>Building construction, total</b> .....	<b>6 253</b>
Single-family houses, detached and attached .....	1 708
Apartment buildings and other residential buildings .....	362
Industrial buildings and warehouses .....	1 414
Commercial buildings .....	2 437
Other nonresidential buildings .....	332
<b>Nonbuilding construction, total</b> .....	<b>3 074</b>
Highways, streets, and related work .....	721
Bridges, tunnels, and elevated highways .....	D
Water, sewer, pipeline, communication transmission lines, and power lines .....	D
Other nonbuilding construction, nec .....	D
<b>Construction work not specified by kind</b> .....	<b>-</b>



**Table 6. Type of Construction Statistics for Establishments by Municipios: 1997—Con.**

[Detail may not add to total because of rounding. For meaning of abbreviations and symbols, see introductory text. For explanation of terms, see Appendix A]

Geographic area and type of construction	Value of construction work (\$1,000)
<b>Canóvanas</b>	
<b>Total</b> .....	<b>6 090</b>
<b>Building construction, total</b> .....	<b>2 323</b>
Single-family houses, detached and attached .....	1 120
Apartment buildings and other residential buildings .....	339
Industrial buildings and warehouses .....	321
Commercial buildings .....	357
Other nonresidential buildings .....	186
<b>Nonbuilding construction, total</b> .....	<b>3 770</b>
Highways, streets, and related work .....	D
Bridges, tunnels, and elevated highways .....	D
Water, sewer, pipeline, communication transmission lines, and power lines .....	D
Other nonbuilding construction, nec .....	D
<b>Construction work not specified by kind</b> .....	-
<b>Carolina</b>	
<b>Total</b> .....	<b>128 708</b>
<b>Building construction, total</b> .....	<b>78 858</b>
Single-family houses, detached and attached .....	21 270
Apartment buildings and other residential buildings .....	16 214
Industrial buildings and warehouses .....	13 111
Commercial buildings .....	11 124
Other nonresidential buildings .....	17 139
<b>Nonbuilding construction, total</b> .....	<b>49 837</b>
Highways, streets, and related work .....	25 761
Bridges, tunnels, and elevated highways .....	772
Water, sewer, pipeline, communication transmission lines, and power lines .....	8 956
Other nonbuilding construction, nec .....	14 348
<b>Construction work not specified by kind</b> .....	-
<b>Cataño</b>	
<b>Total</b> .....	<b>30 509</b>
<b>Building construction, total</b> .....	<b>24 678</b>
Single-family houses, detached and attached .....	7 323
Apartment buildings and other residential buildings .....	2 146
Industrial buildings and warehouses .....	8 634
Commercial buildings .....	1 087
Other nonresidential buildings .....	5 488
<b>Nonbuilding construction, total</b> .....	<b>5 833</b>
Highways, streets, and related work .....	171
Bridges, tunnels, and elevated highways .....	137
Water, sewer, pipeline, communication transmission lines, and power lines .....	364
Other nonbuilding construction, nec .....	5 161
<b>Construction work not specified by kind</b> .....	-
<b>Cayey</b>	
<b>Total</b> .....	<b>4 177</b>
<b>Building construction, total</b> .....	<b>1 932</b>
Single-family houses, detached and attached .....	1 012
Apartment buildings and other residential buildings .....	211
Industrial buildings and warehouses .....	D
Commercial buildings .....	118
Other nonresidential buildings .....	D
<b>Nonbuilding construction, total</b> .....	<b>2 249</b>
Highways, streets, and related work .....	D
Bridges, tunnels, and elevated highways .....	D
Water, sewer, pipeline, communication transmission lines, and power lines .....	D
Other nonbuilding construction, nec .....	D
<b>Construction work not specified by kind</b> .....	-
<b>Ceiba</b>	
<b>Total</b> .....	<b>593</b>
<b>Building construction, total</b> .....	<b>D</b>
Single-family houses, detached and attached .....	D
Apartment buildings and other residential buildings .....	D
Industrial buildings and warehouses .....	D
Commercial buildings .....	D
Other nonresidential buildings .....	D
<b>Nonbuilding construction, total</b> .....	<b>D</b>
Highways, streets, and related work .....	D
Bridges, tunnels, and elevated highways .....	D
Water, sewer, pipeline, communication transmission lines, and power lines .....	D
Other nonbuilding construction, nec .....	D
<b>Construction work not specified by kind</b> .....	-

**Table 6. Type of Construction Statistics for Establishments by Municipios: 1997—Con.**

[Detail may not add to total because of rounding. For meaning of abbreviations and symbols, see introductory text. For explanation of terms, see Appendix A]

Geographic area and type of construction	Value of construction work (\$1,000)
<b>Ciales</b>	
<b>Total</b> .....	<b>4 712</b>
<b>Building construction, total</b> .....	<b>1 342</b>
Single-family houses, detached and attached .....	842
Apartment buildings and other residential buildings .....	293
Industrial buildings and warehouses .....	98
Commercial buildings .....	62
Other nonresidential buildings .....	47
<b>Nonbuilding construction, total</b> .....	<b>3 370</b>
Highways, streets, and related work .....	D
Bridges, tunnels, and elevated highways .....	D
Water, sewer, pipeline, communication transmission lines, and power lines .....	26
Other nonbuilding construction, nec .....	D
<b>Construction work not specified by kind</b> .....	-
<b>Cidra</b>	
<b>Total</b> .....	<b>4 228</b>
<b>Building construction, total</b> .....	<b>2 644</b>
Single-family houses, detached and attached .....	1 149
Apartment buildings and other residential buildings .....	173
Industrial buildings and warehouses .....	261
Commercial buildings .....	498
Other nonresidential buildings .....	563
<b>Nonbuilding construction, total</b> .....	<b>1 592</b>
Highways, streets, and related work .....	D
Bridges, tunnels, and elevated highways .....	D
Water, sewer, pipeline, communication transmission lines, and power lines .....	D
Other nonbuilding construction, nec .....	192
<b>Construction work not specified by kind</b> .....	-
<b>Coamo</b>	
<b>Total</b> .....	<b>10 092</b>
<b>Building construction, total</b> .....	<b>9 117</b>
Single-family houses, detached and attached .....	256
Apartment buildings and other residential buildings .....	D
Industrial buildings and warehouses .....	92
Commercial buildings .....	2 308
Other nonresidential buildings .....	D
<b>Nonbuilding construction, total</b> .....	<b>983</b>
Highways, streets, and related work .....	471
Bridges, tunnels, and elevated highways .....	62
Water, sewer, pipeline, communication transmission lines, and power lines .....	131
Other nonbuilding construction, nec .....	319
<b>Construction work not specified by kind</b> .....	-
<b>Comerio</b>	
<b>Total</b> .....	<b>1 672</b>
<b>Building construction, total</b> .....	<b>1 357</b>
Single-family houses, detached and attached .....	D
Apartment buildings and other residential buildings .....	D
Industrial buildings and warehouses .....	D
Commercial buildings .....	244
Other nonresidential buildings .....	D
<b>Nonbuilding construction, total</b> .....	<b>315</b>
Highways, streets, and related work .....	D
Bridges, tunnels, and elevated highways .....	-
Water, sewer, pipeline, communication transmission lines, and power lines .....	D
Other nonbuilding construction, nec .....	D
<b>Construction work not specified by kind</b> .....	-
<b>Corozal</b>	
<b>Total</b> .....	<b>4 888</b>
<b>Building construction, total</b> .....	<b>3 597</b>
Single-family houses, detached and attached .....	1 588
Apartment buildings and other residential buildings .....	218
Industrial buildings and warehouses .....	652
Commercial buildings .....	1 041
Other nonresidential buildings .....	98
<b>Nonbuilding construction, total</b> .....	<b>1 292</b>
Highways, streets, and related work .....	D
Bridges, tunnels, and elevated highways .....	D
Water, sewer, pipeline, communication transmission lines, and power lines .....	D
Other nonbuilding construction, nec .....	D
<b>Construction work not specified by kind</b> .....	-

**Table 6. Type of Construction Statistics for Establishments by Municipios: 1997—Con.**

[Detail may not add to total because of rounding. For meaning of abbreviations and symbols, see introductory text. For explanation of terms, see Appendix A]

Geographic area and type of construction	Value of construction work (\$1,000)
<b>Culebra</b>	
<b>Total</b> .....	<b>D</b>
<b>Building construction, total</b> .....	<b>D</b>
Single-family houses, detached and attached .....	D
Apartment buildings and other residential buildings .....	D
Industrial buildings and warehouses .....	D
Commercial buildings .....	D
Other nonresidential buildings .....	D
<b>Nonbuilding construction, total</b> .....	<b>D</b>
Highways, streets, and related work .....	D
Bridges, tunnels, and elevated highways .....	-
Water, sewer, pipeline, communication transmission lines, and power lines .....	D
Other nonbuilding construction, nec .....	D
<b>Construction work not specified by kind</b> .....	<b>-</b>
<b>Dorado</b>	
<b>Total</b> .....	<b>22 909</b>
<b>Building construction, total</b> .....	<b>D</b>
Single-family houses, detached and attached .....	D
Apartment buildings and other residential buildings .....	D
Industrial buildings and warehouses .....	286
Commercial buildings .....	685
Other nonresidential buildings .....	117
<b>Nonbuilding construction, total</b> .....	<b>D</b>
Highways, streets, and related work .....	D
Bridges, tunnels, and elevated highways .....	D
Water, sewer, pipeline, communication transmission lines, and power lines .....	D
Other nonbuilding construction, nec .....	D
<b>Construction work not specified by kind</b> .....	<b>-</b>
<b>Fajardo</b>	
<b>Total</b> .....	<b>25 295</b>
<b>Building construction, total</b> .....	<b>18 972</b>
Single-family houses, detached and attached .....	8 421
Apartment buildings and other residential buildings .....	1 900
Industrial buildings and warehouses .....	2 795
Commercial buildings .....	586
Other nonresidential buildings .....	5 270
<b>Nonbuilding construction, total</b> .....	<b>6 328</b>
Highways, streets, and related work .....	D
Bridges, tunnels, and elevated highways .....	D
Water, sewer, pipeline, communication transmission lines, and power lines .....	1 287
Other nonbuilding construction, nec .....	4 708
<b>Construction work not specified by kind</b> .....	<b>-</b>
<b>Florida</b>	
<b>Total</b> .....	<b>D</b>
<b>Building construction, total</b> .....	<b>D</b>
Single-family houses, detached and attached .....	D
Apartment buildings and other residential buildings .....	D
Industrial buildings and warehouses .....	D
Commercial buildings .....	D
Other nonresidential buildings .....	D
<b>Nonbuilding construction, total</b> .....	<b>D</b>
Highways, streets, and related work .....	D
Bridges, tunnels, and elevated highways .....	D
Water, sewer, pipeline, communication transmission lines, and power lines .....	D
Other nonbuilding construction, nec .....	D
<b>Construction work not specified by kind</b> .....	<b>-</b>
<b>Guánica</b>	
<b>Total</b> .....	<b>7 247</b>
<b>Building construction, total</b> .....	<b>6 415</b>
Single-family houses, detached and attached .....	2 396
Apartment buildings and other residential buildings .....	641
Industrial buildings and warehouses .....	2 965
Commercial buildings .....	268
Other nonresidential buildings .....	145
<b>Nonbuilding construction, total</b> .....	<b>836</b>
Highways, streets, and related work .....	D
Bridges, tunnels, and elevated highways .....	D
Water, sewer, pipeline, communication transmission lines, and power lines .....	67
Other nonbuilding construction, nec .....	684
<b>Construction work not specified by kind</b> .....	<b>-</b>

**Table 6. Type of Construction Statistics for Establishments by Municipios: 1997—Con.**

[Detail may not add to total because of rounding. For meaning of abbreviations and symbols, see introductory text. For explanation of terms, see Appendix A]

Geographic area and type of construction	Value of construction work (\$1,000)
<b>Guayama</b>	
<b>Total</b> .....	<b>13 814</b>
<b>Building construction, total</b> .....	<b>10 763</b>
Single-family houses, detached and attached .....	8 290
Apartment buildings and other residential buildings .....	639
Industrial buildings and warehouses .....	634
Commercial buildings .....	838
Other nonresidential buildings .....	362
<b>Nonbuilding construction, total</b> .....	<b>3 061</b>
Highways, streets, and related work .....	1 353
Bridges, tunnels, and elevated highways .....	205
Water, sewer, pipeline, communication transmission lines, and power lines .....	231
Other nonbuilding construction, nec .....	1 272
<b>Construction work not specified by kind</b> .....	-
<b>Guayanilla</b>	
<b>Total</b> .....	<b>D</b>
<b>Building construction, total</b> .....	<b>D</b>
Single-family houses, detached and attached .....	D
Apartment buildings and other residential buildings .....	D
Industrial buildings and warehouses .....	D
Commercial buildings .....	D
Other nonresidential buildings .....	D
<b>Nonbuilding construction, total</b> .....	<b>D</b>
Highways, streets, and related work .....	D
Bridges, tunnels, and elevated highways .....	D
Water, sewer, pipeline, communication transmission lines, and power lines .....	D
Other nonbuilding construction, nec .....	D
<b>Construction work not specified by kind</b> .....	-
<b>Guaynabo</b>	
<b>Total</b> .....	<b>704 653</b>
<b>Building construction, total</b> .....	<b>474 207</b>
Single-family houses, detached and attached .....	114 887
Apartment buildings and other residential buildings .....	58 564
Industrial buildings and warehouses .....	92 906
Commercial buildings .....	155 439
Other nonresidential buildings .....	52 411
<b>Nonbuilding construction, total</b> .....	<b>230 456</b>
Highways, streets, and related work .....	111 280
Bridges, tunnels, and elevated highways .....	26 478
Water, sewer, pipeline, communication transmission lines, and power lines .....	53 311
Other nonbuilding construction, nec .....	39 387
<b>Construction work not specified by kind</b> .....	-
<b>Gurabo</b>	
<b>Total</b> .....	<b>14 938</b>
<b>Building construction, total</b> .....	<b>5 938</b>
Single-family houses, detached and attached .....	307
Apartment buildings and other residential buildings .....	882
Industrial buildings and warehouses .....	D
Commercial buildings .....	1 243
Other nonresidential buildings .....	D
<b>Nonbuilding construction, total</b> .....	<b>9 002</b>
Highways, streets, and related work .....	2 103
Bridges, tunnels, and elevated highways .....	D
Water, sewer, pipeline, communication transmission lines, and power lines .....	5 187
Other nonbuilding construction, nec .....	D
<b>Construction work not specified by kind</b> .....	-
<b>Hatillo</b>	
<b>Total</b> .....	<b>10 239</b>
<b>Building construction, total</b> .....	<b>9 325</b>
Single-family houses, detached and attached .....	1 707
Apartment buildings and other residential buildings .....	516
Industrial buildings and warehouses .....	4 277
Commercial buildings .....	1 848
Other nonresidential buildings .....	977
<b>Nonbuilding construction, total</b> .....	<b>912</b>
Highways, streets, and related work .....	D
Bridges, tunnels, and elevated highways .....	D
Water, sewer, pipeline, communication transmission lines, and power lines .....	D
Other nonbuilding construction, nec .....	D
<b>Construction work not specified by kind</b> .....	-

**Table 6. Type of Construction Statistics for Establishments by Municipios: 1997—Con.**

[Detail may not add to total because of rounding. For meaning of abbreviations and symbols, see introductory text. For explanation of terms, see Appendix A]

Geographic area and type of construction	Value of construction work (\$1,000)
<b>Hormigueros</b>	
<b>Total</b> .....	<b>18 427</b>
<b>Building construction, total</b> .....	<b>D</b>
Single-family houses, detached and attached .....	3 922
Apartment buildings and other residential buildings .....	D
Industrial buildings and warehouses .....	D
Commercial buildings .....	D
Other nonresidential buildings .....	D
<b>Nonbuilding construction, total</b> .....	<b>D</b>
Highways, streets, and related work .....	D
Bridges, tunnels, and elevated highways .....	D
Water, sewer, pipeline, communication transmission lines, and power lines .....	D
Other nonbuilding construction, nec .....	D
<b>Construction work not specified by kind</b> .....	<b>-</b>
<b>Humacao</b>	
<b>Total</b> .....	<b>19 964</b>
<b>Building construction, total</b> .....	<b>16 243</b>
Single-family houses, detached and attached .....	4 725
Apartment buildings and other residential buildings .....	1 329
Industrial buildings and warehouses .....	5 954
Commercial buildings .....	1 992
Other nonresidential buildings .....	2 243
<b>Nonbuilding construction, total</b> .....	<b>3 721</b>
Highways, streets, and related work .....	509
Bridges, tunnels, and elevated highways .....	16
Water, sewer, pipeline, communication transmission lines, and power lines .....	1 003
Other nonbuilding construction, nec .....	2 193
<b>Construction work not specified by kind</b> .....	<b>-</b>
<b>Isabela</b>	
<b>Total</b> .....	<b>5 308</b>
<b>Building construction, total</b> .....	<b>4 751</b>
Single-family houses, detached and attached .....	1 417
Apartment buildings and other residential buildings .....	752
Industrial buildings and warehouses .....	1 236
Commercial buildings .....	953
Other nonresidential buildings .....	393
<b>Nonbuilding construction, total</b> .....	<b>563</b>
Highways, streets, and related work .....	D
Bridges, tunnels, and elevated highways .....	D
Water, sewer, pipeline, communication transmission lines, and power lines .....	116
Other nonbuilding construction, nec .....	301
<b>Construction work not specified by kind</b> .....	<b>-</b>
<b>Jayuya</b>	
<b>Total</b> .....	<b>D</b>
<b>Building construction, total</b> .....	<b>D</b>
Single-family houses, detached and attached .....	3 559
Apartment buildings and other residential buildings .....	141
Industrial buildings and warehouses .....	D
Commercial buildings .....	D
Other nonresidential buildings .....	134
<b>Nonbuilding construction, total</b> .....	<b>D</b>
Highways, streets, and related work .....	185
Bridges, tunnels, and elevated highways .....	20
Water, sewer, pipeline, communication transmission lines, and power lines .....	D
Other nonbuilding construction, nec .....	257
<b>Construction work not specified by kind</b> .....	<b>-</b>
<b>Juana Díaz</b>	
<b>Total</b> .....	<b>10 276</b>
<b>Building construction, total</b> .....	<b>8 582</b>
Single-family houses, detached and attached .....	5 346
Apartment buildings and other residential buildings .....	654
Industrial buildings and warehouses .....	1 735
Commercial buildings .....	518
Other nonresidential buildings .....	329
<b>Nonbuilding construction, total</b> .....	<b>1 691</b>
Highways, streets, and related work .....	836
Bridges, tunnels, and elevated highways .....	89
Water, sewer, pipeline, communication transmission lines, and power lines .....	200
Other nonbuilding construction, nec .....	566
<b>Construction work not specified by kind</b> .....	<b>-</b>

**Table 6. Type of Construction Statistics for Establishments by Municipios: 1997—Con.**

[Detail may not add to total because of rounding. For meaning of abbreviations and symbols, see introductory text. For explanation of terms, see Appendix A]

Geographic area and type of construction	Value of construction work (\$1,000)
<b>Juncos</b>	
<b>Total</b> .....	<b>13 790</b>
<b>Building construction, total</b> .....	<b>12 904</b>
Single-family houses, detached and attached .....	1 278
Apartment buildings and other residential buildings .....	10 051
Industrial buildings and warehouses .....	670
Commercial buildings .....	419
Other nonresidential buildings .....	486
<b>Nonbuilding construction, total</b> .....	<b>887</b>
Highways, streets, and related work .....	D
Bridges, tunnels, and elevated highways .....	D
Water, sewer, pipeline, communication transmission lines, and power lines .....	184
Other nonbuilding construction, nec .....	575
<b>Construction work not specified by kind</b> .....	<b>-</b>
<b>Lajas</b>	
<b>Total</b> .....	<b>32 006</b>
<b>Building construction, total</b> .....	<b>31 668</b>
Single-family houses, detached and attached .....	1 266
Apartment buildings and other residential buildings .....	D
Industrial buildings and warehouses .....	D
Commercial buildings .....	D
Other nonresidential buildings .....	D
<b>Nonbuilding construction, total</b> .....	<b>343</b>
Highways, streets, and related work .....	145
Bridges, tunnels, and elevated highways .....	D
Water, sewer, pipeline, communication transmission lines, and power lines .....	D
Other nonbuilding construction, nec .....	132
<b>Construction work not specified by kind</b> .....	<b>-</b>
<b>Lares</b>	
<b>Total</b> .....	<b>2 317</b>
<b>Building construction, total</b> .....	<b>2 003</b>
Single-family houses, detached and attached .....	234
Apartment buildings and other residential buildings .....	D
Industrial buildings and warehouses .....	523
Commercial buildings .....	105
Other nonresidential buildings .....	D
<b>Nonbuilding construction, total</b> .....	<b>319</b>
Highways, streets, and related work .....	12
Bridges, tunnels, and elevated highways .....	11
Water, sewer, pipeline, communication transmission lines, and power lines .....	90
Other nonbuilding construction, nec .....	206
<b>Construction work not specified by kind</b> .....	<b>-</b>
<b>Las Marías</b>	
<b>Total</b> .....	<b>3 557</b>
<b>Building construction, total</b> .....	<b>2 271</b>
Single-family houses, detached and attached .....	693
Apartment buildings and other residential buildings .....	294
Industrial buildings and warehouses .....	488
Commercial buildings .....	465
Other nonresidential buildings .....	331
<b>Nonbuilding construction, total</b> .....	<b>1 284</b>
Highways, streets, and related work .....	D
Bridges, tunnels, and elevated highways .....	D
Water, sewer, pipeline, communication transmission lines, and power lines .....	458
Other nonbuilding construction, nec .....	681
<b>Construction work not specified by kind</b> .....	<b>-</b>
<b>Las Piedras</b>	
<b>Total</b> .....	<b>94 810</b>
<b>Building construction, total</b> .....	<b>D</b>
Single-family houses, detached and attached .....	2 932
Apartment buildings and other residential buildings .....	D
Industrial buildings and warehouses .....	D
Commercial buildings .....	D
Other nonresidential buildings .....	3 469
<b>Nonbuilding construction, total</b> .....	<b>D</b>
Highways, streets, and related work .....	D
Bridges, tunnels, and elevated highways .....	D
Water, sewer, pipeline, communication transmission lines, and power lines .....	535
Other nonbuilding construction, nec .....	1 359
<b>Construction work not specified by kind</b> .....	<b>-</b>

**Table 6. Type of Construction Statistics for Establishments by Municipios: 1997—Con.**

[Detail may not add to total because of rounding. For meaning of abbreviations and symbols, see introductory text. For explanation of terms, see Appendix A]

Geographic area and type of construction	Value of construction work (\$1,000)
<b>Loiza</b>	
<b>Total</b> .....	<b>D</b>
<b>Building construction, total</b> .....	<b>D</b>
Single-family houses, detached and attached .....	D
Apartment buildings and other residential buildings .....	D
Industrial buildings and warehouses .....	D
Commercial buildings .....	D
Other nonresidential buildings .....	D
<b>Nonbuilding construction, total</b> .....	<b>D</b>
Highways, streets, and related work .....	D
Bridges, tunnels, and elevated highways .....	-
Water, sewer, pipeline, communication transmission lines, and power lines .....	D
Other nonbuilding construction, nec .....	D
<b>Construction work not specified by kind</b> .....	<b>-</b>
<b>Luquillo</b>	
<b>Total</b> .....	<b>1 920</b>
<b>Building construction, total</b> .....	<b>D</b>
Single-family houses, detached and attached .....	D
Apartment buildings and other residential buildings .....	D
Industrial buildings and warehouses .....	D
Commercial buildings .....	-
Other nonresidential buildings .....	D
<b>Nonbuilding construction, total</b> .....	<b>D</b>
Highways, streets, and related work .....	-
Bridges, tunnels, and elevated highways .....	-
Water, sewer, pipeline, communication transmission lines, and power lines .....	D
Other nonbuilding construction, nec .....	D
<b>Construction work not specified by kind</b> .....	<b>-</b>
<b>Manatí</b>	
<b>Total</b> .....	<b>9 701</b>
<b>Building construction, total</b> .....	<b>8 141</b>
Single-family houses, detached and attached .....	5 545
Apartment buildings and other residential buildings .....	406
Industrial buildings and warehouses .....	224
Commercial buildings .....	1 293
Other nonresidential buildings .....	673
<b>Nonbuilding construction, total</b> .....	<b>1 561</b>
Highways, streets, and related work .....	D
Bridges, tunnels, and elevated highways .....	D
Water, sewer, pipeline, communication transmission lines, and power lines .....	211
Other nonbuilding construction, nec .....	447
<b>Construction work not specified by kind</b> .....	<b>-</b>
<b>Maricao</b>	
<b>Total</b> .....	<b>562</b>
<b>Building construction, total</b> .....	<b>D</b>
Single-family houses, detached and attached .....	D
Apartment buildings and other residential buildings .....	D
Industrial buildings and warehouses .....	D
Commercial buildings .....	D
Other nonresidential buildings .....	D
<b>Nonbuilding construction, total</b> .....	<b>D</b>
Highways, streets, and related work .....	D
Bridges, tunnels, and elevated highways .....	D
Water, sewer, pipeline, communication transmission lines, and power lines .....	D
Other nonbuilding construction, nec .....	D
<b>Construction work not specified by kind</b> .....	<b>-</b>
<b>Maunabo</b>	
<b>Total</b> .....	<b>D</b>
<b>Building construction, total</b> .....	<b>D</b>
Single-family houses, detached and attached .....	D
Apartment buildings and other residential buildings .....	-
Industrial buildings and warehouses .....	-
Commercial buildings .....	-
Other nonresidential buildings .....	-
<b>Nonbuilding construction, total</b> .....	<b>D</b>
Highways, streets, and related work .....	D
Bridges, tunnels, and elevated highways .....	D
Water, sewer, pipeline, communication transmission lines, and power lines .....	-
Other nonbuilding construction, nec .....	D
<b>Construction work not specified by kind</b> .....	<b>-</b>

**Table 6. Type of Construction Statistics for Establishments by Municipios: 1997—Con.**

[Detail may not add to total because of rounding. For meaning of abbreviations and symbols, see introductory text. For explanation of terms, see Appendix A]

Geographic area and type of construction	Value of construction work (\$1,000)
<b>Mayagüez</b>	
<b>Total</b> .....	<b>139 386</b>
<b>Building construction, total</b> .....	<b>89 504</b>
Single-family houses, detached and attached .....	21 652
Apartment buildings and other residential buildings .....	21 008
Industrial buildings and warehouses .....	13 796
Commercial buildings .....	17 676
Other nonresidential buildings .....	15 372
<b>Nonbuilding construction, total</b> .....	<b>49 878</b>
Highways, streets, and related work .....	21 037
Bridges, tunnels, and elevated highways .....	334
Water, sewer, pipeline, communication transmission lines, and power lines .....	20 474
Other nonbuilding construction, nec .....	8 033
<b>Construction work not specified by kind</b> .....	-
<b>Moca</b>	
<b>Total</b> .....	<b>17 240</b>
<b>Building construction, total</b> .....	<b>9 495</b>
Single-family houses, detached and attached .....	4 836
Apartment buildings and other residential buildings .....	205
Industrial buildings and warehouses .....	454
Commercial buildings .....	2 218
Other nonresidential buildings .....	1 782
<b>Nonbuilding construction, total</b> .....	<b>7 756</b>
Highways, streets, and related work .....	D
Bridges, tunnels, and elevated highways .....	D
Water, sewer, pipeline, communication transmission lines, and power lines .....	285
Other nonbuilding construction, nec .....	7 236
<b>Construction work not specified by kind</b> .....	-
<b>Morovis</b>	
<b>Total</b> .....	<b>10 497</b>
<b>Building construction, total</b> .....	<b>D</b>
Single-family houses, detached and attached .....	987
Apartment buildings and other residential buildings .....	D
Industrial buildings and warehouses .....	77
Commercial buildings .....	D
Other nonresidential buildings .....	65
<b>Nonbuilding construction, total</b> .....	<b>D</b>
Highways, streets, and related work .....	D
Bridges, tunnels, and elevated highways .....	-
Water, sewer, pipeline, communication transmission lines, and power lines .....	D
Other nonbuilding construction, nec .....	D
<b>Construction work not specified by kind</b> .....	-
<b>Naguabo</b>	
<b>Total</b> .....	<b>22 265</b>
<b>Building construction, total</b> .....	<b>12 395</b>
Single-family houses, detached and attached .....	8 127
Apartment buildings and other residential buildings .....	883
Industrial buildings and warehouses .....	1 016
Commercial buildings .....	670
Other nonresidential buildings .....	1 699
<b>Nonbuilding construction, total</b> .....	<b>9 867</b>
Highways, streets, and related work .....	D
Bridges, tunnels, and elevated highways .....	D
Water, sewer, pipeline, communication transmission lines, and power lines .....	535
Other nonbuilding construction, nec .....	8 857
<b>Construction work not specified by kind</b> .....	-
<b>Naranjito</b>	
<b>Total</b> .....	<b>32 114</b>
<b>Building construction, total</b> .....	<b>16 730</b>
Single-family houses, detached and attached .....	1 263
Apartment buildings and other residential buildings .....	721
Industrial buildings and warehouses .....	2 835
Commercial buildings .....	D
Other nonresidential buildings .....	D
<b>Nonbuilding construction, total</b> .....	<b>15 382</b>
Highways, streets, and related work .....	12 145
Bridges, tunnels, and elevated highways .....	1 581
Water, sewer, pipeline, communication transmission lines, and power lines .....	613
Other nonbuilding construction, nec .....	1 043
<b>Construction work not specified by kind</b> .....	-



Table 6. **Type of Construction Statistics for Establishments by Municipios: 1997—Con.**

[Detail may not add to total because of rounding. For meaning of abbreviations and symbols, see introductory text. For explanation of terms, see Appendix A]

Geographic area and type of construction	Value of construction work (\$1,000)
<b>Orocovis</b>	
<b>Total</b> .....	<b>4 147</b>
<b>Building construction, total</b> .....	<b>3 224</b>
Single-family houses, detached and attached .....	2 851
Apartment buildings and other residential buildings .....	62
Industrial buildings and warehouses .....	172
Commercial buildings .....	48
Other nonresidential buildings .....	91
<b>Nonbuilding construction, total</b> .....	<b>923</b>
Highways, streets, and related work .....	D
Bridges, tunnels, and elevated highways .....	D
Water, sewer, pipeline, communication transmission lines, and power lines .....	160
Other nonbuilding construction, nec .....	D
<b>Construction work not specified by kind</b> .....	<b>-</b>
<b>Patillas</b>	
<b>Total</b> .....	<b>4 956</b>
<b>Building construction, total</b> .....	<b>4 515</b>
Single-family houses, detached and attached .....	2 287
Apartment buildings and other residential buildings .....	354
Industrial buildings and warehouses .....	D
Commercial buildings .....	D
Other nonresidential buildings .....	D
<b>Nonbuilding construction, total</b> .....	<b>442</b>
Highways, streets, and related work .....	84
Bridges, tunnels, and elevated highways .....	24
Water, sewer, pipeline, communication transmission lines, and power lines .....	90
Other nonbuilding construction, nec .....	244
<b>Construction work not specified by kind</b> .....	<b>-</b>
<b>Peñuelas</b>	
<b>Total</b> .....	<b>26 236</b>
<b>Building construction, total</b> .....	<b>9 936</b>
Single-family houses, detached and attached .....	2 711
Apartment buildings and other residential buildings .....	652
Industrial buildings and warehouses .....	2 571
Commercial buildings .....	1 524
Other nonresidential buildings .....	2 478
<b>Nonbuilding construction, total</b> .....	<b>16 301</b>
Highways, streets, and related work .....	D
Bridges, tunnels, and elevated highways .....	D
Water, sewer, pipeline, communication transmission lines, and power lines .....	D
Other nonbuilding construction, nec .....	13 424
<b>Construction work not specified by kind</b> .....	<b>-</b>
<b>Ponce</b>	
<b>Total</b> .....	<b>232 278</b>
<b>Building construction, total</b> .....	<b>158 798</b>
Single-family houses, detached and attached .....	41 346
Apartment buildings and other residential buildings .....	7 640
Industrial buildings and warehouses .....	57 285
Commercial buildings .....	27 488
Other nonresidential buildings .....	25 039
<b>Nonbuilding construction, total</b> .....	<b>73 483</b>
Highways, streets, and related work .....	33 872
Bridges, tunnels, and elevated highways .....	7 211
Water, sewer, pipeline, communication transmission lines, and power lines .....	15 532
Other nonbuilding construction, nec .....	16 868
<b>Construction work not specified by kind</b> .....	<b>-</b>
<b>Quebradillas</b>	
<b>Total</b> .....	<b>8 098</b>
<b>Building construction, total</b> .....	<b>4 399</b>
Single-family houses, detached and attached .....	1 248
Apartment buildings and other residential buildings .....	468
Industrial buildings and warehouses .....	1 272
Commercial buildings .....	343
Other nonresidential buildings .....	1 068
<b>Nonbuilding construction, total</b> .....	<b>3 704</b>
Highways, streets, and related work .....	126
Bridges, tunnels, and elevated highways .....	D
Water, sewer, pipeline, communication transmission lines, and power lines .....	D
Other nonbuilding construction, nec .....	D
<b>Construction work not specified by kind</b> .....	<b>-</b>

Table 6. **Type of Construction Statistics for Establishments by Municipios: 1997—Con.**

[Detail may not add to total because of rounding. For meaning of abbreviations and symbols, see introductory text. For explanation of terms, see Appendix A]

Geographic area and type of construction	Value of construction work (\$1,000)
<b>Rincón</b>	
<b>Total</b> .....	<b>2 107</b>
<b>Building construction, total</b> .....	<b>2 037</b>
Single-family houses, detached and attached .....	361
Apartment buildings and other residential buildings .....	D
Industrial buildings and warehouses .....	D
Commercial buildings .....	200
Other nonresidential buildings .....	D
<b>Nonbuilding construction, total</b> .....	<b>71</b>
Highways, streets, and related work .....	18
Bridges, tunnels, and elevated highways .....	D
Water, sewer, pipeline, communication transmission lines, and power lines .....	D
Other nonbuilding construction, nec .....	34
<b>Construction work not specified by kind</b> .....	<b>-</b>
<b>Río Grande</b>	
<b>Total</b> .....	<b>2 545</b>
<b>Building construction, total</b> .....	<b>962</b>
Single-family houses, detached and attached .....	276
Apartment buildings and other residential buildings .....	D
Industrial buildings and warehouses .....	189
Commercial buildings .....	D
Other nonresidential buildings .....	233
<b>Nonbuilding construction, total</b> .....	<b>1 588</b>
Highways, streets, and related work .....	D
Bridges, tunnels, and elevated highways .....	D
Water, sewer, pipeline, communication transmission lines, and power lines .....	335
Other nonbuilding construction, nec .....	406
<b>Construction work not specified by kind</b> .....	<b>-</b>
<b>Sabana Grande</b>	
<b>Total</b> .....	<b>5 375</b>
<b>Building construction, total</b> .....	<b>D</b>
Single-family houses, detached and attached .....	3 275
Apartment buildings and other residential buildings .....	D
Industrial buildings and warehouses .....	411
Commercial buildings .....	D
Other nonresidential buildings .....	D
<b>Nonbuilding construction, total</b> .....	<b>D</b>
Highways, streets, and related work .....	D
Bridges, tunnels, and elevated highways .....	D
Water, sewer, pipeline, communication transmission lines, and power lines .....	D
Other nonbuilding construction, nec .....	D
<b>Construction work not specified by kind</b> .....	<b>-</b>
<b>Salinas</b>	
<b>Total</b> .....	<b>D</b>
<b>Building construction, total</b> .....	<b>D</b>
Single-family houses, detached and attached .....	D
Apartment buildings and other residential buildings .....	D
Industrial buildings and warehouses .....	61
Commercial buildings .....	43
Other nonresidential buildings .....	57
<b>Nonbuilding construction, total</b> .....	<b>D</b>
Highways, streets, and related work .....	D
Bridges, tunnels, and elevated highways .....	-
Water, sewer, pipeline, communication transmission lines, and power lines .....	D
Other nonbuilding construction, nec .....	153
<b>Construction work not specified by kind</b> .....	<b>-</b>
<b>San Germán</b>	
<b>Total</b> .....	<b>15 342</b>
<b>Building construction, total</b> .....	<b>12 417</b>
Single-family houses, detached and attached .....	1 116
Apartment buildings and other residential buildings .....	4 969
Industrial buildings and warehouses .....	289
Commercial buildings .....	4 603
Other nonresidential buildings .....	1 440
<b>Nonbuilding construction, total</b> .....	<b>2 927</b>
Highways, streets, and related work .....	D
Bridges, tunnels, and elevated highways .....	D
Water, sewer, pipeline, communication transmission lines, and power lines .....	D
Other nonbuilding construction, nec .....	1 961
<b>Construction work not specified by kind</b> .....	<b>-</b>

**Table 6. Type of Construction Statistics for Establishments by Municipios: 1997—Con.**

[Detail may not add to total because of rounding. For meaning of abbreviations and symbols, see introductory text. For explanation of terms, see Appendix A]

Geographic area and type of construction	Value of construction work (\$1,000)
<b>San Juan</b>	
<b>Total</b> .....	<b>1 497 328</b>
<b>Building construction, total</b> .....	<b>1 182 192</b>
Single-family houses, detached and attached .....	401 375
Apartment buildings and other residential buildings .....	171 743
Industrial buildings and warehouses .....	191 039
Commercial buildings .....	228 428
Other nonresidential buildings .....	189 607
<b>Nonbuilding construction, total</b> .....	<b>315 197</b>
Highways, streets, and related work .....	62 619
Bridges, tunnels, and elevated highways .....	48 809
Water, sewer, pipeline, communication transmission lines, and power lines .....	72 360
Other nonbuilding construction, nec .....	131 409
<b>Construction work not specified by kind</b> .....	-
<b>San Lorenzo</b>	
<b>Total</b> .....	<b>15 147</b>
<b>Building construction, total</b> .....	<b>5 168</b>
Single-family houses, detached and attached .....	699
Apartment buildings and other residential buildings .....	16
Industrial buildings and warehouses .....	21
Commercial buildings .....	4 184
Other nonresidential buildings .....	248
<b>Nonbuilding construction, total</b> .....	<b>9 983</b>
Highways, streets, and related work .....	6 178
Bridges, tunnels, and elevated highways .....	D
Water, sewer, pipeline, communication transmission lines, and power lines .....	D
Other nonbuilding construction, nec .....	D
<b>Construction work not specified by kind</b> .....	-
<b>San Sebastián</b>	
<b>Total</b> .....	<b>9 660</b>
<b>Building construction, total</b> .....	<b>5 965</b>
Single-family houses, detached and attached .....	1 969
Apartment buildings and other residential buildings .....	762
Industrial buildings and warehouses .....	1 002
Commercial buildings .....	1 031
Other nonresidential buildings .....	1 201
<b>Nonbuilding construction, total</b> .....	<b>3 701</b>
Highways, streets, and related work .....	292
Bridges, tunnels, and elevated highways .....	82
Water, sewer, pipeline, communication transmission lines, and power lines .....	572
Other nonbuilding construction, nec .....	2 755
<b>Construction work not specified by kind</b> .....	-
<b>Santa Isabel</b>	
<b>Total</b> .....	<b>14 677</b>
<b>Building construction, total</b> .....	<b>D</b>
Single-family houses, detached and attached .....	D
Apartment buildings and other residential buildings .....	D
Industrial buildings and warehouses .....	D
Commercial buildings .....	D
Other nonresidential buildings .....	D
<b>Nonbuilding construction, total</b> .....	<b>D</b>
Highways, streets, and related work .....	D
Bridges, tunnels, and elevated highways .....	D
Water, sewer, pipeline, communication transmission lines, and power lines .....	D
Other nonbuilding construction, nec .....	D
<b>Construction work not specified by kind</b> .....	-
<b>Toa Alta</b>	
<b>Total</b> .....	<b>2 462</b>
<b>Building construction, total</b> .....	<b>1 968</b>
Single-family houses, detached and attached .....	1 019
Apartment buildings and other residential buildings .....	220
Industrial buildings and warehouses .....	128
Commercial buildings .....	288
Other nonresidential buildings .....	313
<b>Nonbuilding construction, total</b> .....	<b>496</b>
Highways, streets, and related work .....	D
Bridges, tunnels, and elevated highways .....	41
Water, sewer, pipeline, communication transmission lines, and power lines .....	D
Other nonbuilding construction, nec .....	352
<b>Construction work not specified by kind</b> .....	-

Table 6. **Type of Construction Statistics for Establishments by Municipios: 1997—Con.**

[Detail may not add to total because of rounding. For meaning of abbreviations and symbols, see introductory text. For explanation of terms, see Appendix A]

Geographic area and type of construction	Value of construction work (\$1,000)
<b>Toa Baja</b>	
<b>Total</b> .....	<b>95 313</b>
<b>Building construction, total</b> .....	<b>51 598</b>
Single-family houses, detached and attached .....	11 316
Apartment buildings and other residential buildings .....	13 236
Industrial buildings and warehouses .....	4 549
Commercial buildings .....	17 272
Other nonresidential buildings .....	5 225
<b>Nonbuilding construction, total</b> .....	<b>43 717</b>
Highways, streets, and related work .....	D
Bridges, tunnels, and elevated highways .....	D
Water, sewer, pipeline, communication transmission lines, and power lines .....	2 546
Other nonbuilding construction, nec .....	D
<b>Construction work not specified by kind</b> .....	-
<b>Trujillo Alto</b>	
<b>Total</b> .....	<b>128 964</b>
<b>Building construction, total</b> .....	<b>71 618</b>
Single-family houses, detached and attached .....	12 190
Apartment buildings and other residential buildings .....	3 534
Industrial buildings and warehouses .....	10 877
Commercial buildings .....	32 516
Other nonresidential buildings .....	12 501
<b>Nonbuilding construction, total</b> .....	<b>57 340</b>
Highways, streets, and related work .....	38 175
Bridges, tunnels, and elevated highways .....	D
Water, sewer, pipeline, communication transmission lines, and power lines .....	D
Other nonbuilding construction, nec .....	4 523
<b>Construction work not specified by kind</b> .....	-
<b>Utuaado</b>	
<b>Total</b> .....	<b>550</b>
<b>Building construction, total</b> .....	<b>D</b>
Single-family houses, detached and attached .....	D
Apartment buildings and other residential buildings .....	D
Industrial buildings and warehouses .....	D
Commercial buildings .....	D
Other nonresidential buildings .....	D
<b>Nonbuilding construction, total</b> .....	<b>D</b>
Highways, streets, and related work .....	D
Bridges, tunnels, and elevated highways .....	D
Water, sewer, pipeline, communication transmission lines, and power lines .....	D
Other nonbuilding construction, nec .....	D
<b>Construction work not specified by kind</b> .....	-
<b>Vega Alta</b>	
<b>Total</b> .....	<b>12 213</b>
<b>Building construction, total</b> .....	<b>10 297</b>
Single-family houses, detached and attached .....	1 231
Apartment buildings and other residential buildings .....	D
Industrial buildings and warehouses .....	D
Commercial buildings .....	D
Other nonresidential buildings .....	108
<b>Nonbuilding construction, total</b> .....	<b>1 917</b>
Highways, streets, and related work .....	D
Bridges, tunnels, and elevated highways .....	D
Water, sewer, pipeline, communication transmission lines, and power lines .....	D
Other nonbuilding construction, nec .....	D
<b>Construction work not specified by kind</b> .....	-
<b>Vega Baja</b>	
<b>Total</b> .....	<b>31 747</b>
<b>Building construction, total</b> .....	<b>19 594</b>
Single-family houses, detached and attached .....	8 655
Apartment buildings and other residential buildings .....	731
Industrial buildings and warehouses .....	3 924
Commercial buildings .....	1 271
Other nonresidential buildings .....	5 013
<b>Nonbuilding construction, total</b> .....	<b>12 148</b>
Highways, streets, and related work .....	497
Bridges, tunnels, and elevated highways .....	17
Water, sewer, pipeline, communication transmission lines, and power lines .....	10 712
Other nonbuilding construction, nec .....	922
<b>Construction work not specified by kind</b> .....	-

**Table 6. Type of Construction Statistics for Establishments by Municipios: 1997—Con.**

[Detail may not add to total because of rounding. For meaning of abbreviations and symbols, see introductory text. For explanation of terms, see Appendix A]

Geographic area and type of construction	Value of construction work (\$1,000)
<b>Vieques</b>	
<b>Total</b> .....	<b>D</b>
<b>Building construction, total</b> .....	<b>D</b>
Single-family houses, detached and attached .....	D
Apartment buildings and other residential buildings .....	D
Industrial buildings and warehouses .....	—
Commercial buildings .....	D
Other nonresidential buildings .....	D
<b>Nonbuilding construction, total</b> .....	<b>D</b>
Highways, streets, and related work .....	—
Bridges, tunnels, and elevated highways .....	—
Water, sewer, pipeline, communication transmission lines, and power lines .....	—
Other nonbuilding construction, nec .....	D
<b>Construction work not specified by kind</b> .....	<b>—</b>
<b>Villalba</b>	
<b>Total</b> .....	<b>D</b>
<b>Building construction, total</b> .....	<b>D</b>
Single-family houses, detached and attached .....	D
Apartment buildings and other residential buildings .....	D
Industrial buildings and warehouses .....	2 022
Commercial buildings .....	D
Other nonresidential buildings .....	D
<b>Nonbuilding construction, total</b> .....	<b>D</b>
Highways, streets, and related work .....	450
Bridges, tunnels, and elevated highways .....	D
Water, sewer, pipeline, communication transmission lines, and power lines .....	167
Other nonbuilding construction, nec .....	D
<b>Construction work not specified by kind</b> .....	<b>—</b>
<b>Yabucoa</b>	
<b>Total</b> .....	<b>8 847</b>
<b>Building construction, total</b> .....	<b>8 262</b>
Single-family houses, detached and attached .....	D
Apartment buildings and other residential buildings .....	D
Industrial buildings and warehouses .....	D
Commercial buildings .....	223
Other nonresidential buildings .....	251
<b>Nonbuilding construction, total</b> .....	<b>586</b>
Highways, streets, and related work .....	D
Bridges, tunnels, and elevated highways .....	D
Water, sewer, pipeline, communication transmission lines, and power lines .....	D
Other nonbuilding construction, nec .....	D
<b>Construction work not specified by kind</b> .....	<b>—</b>
<b>Yauco</b>	
<b>Total</b> .....	<b>10 814</b>
<b>Building construction, total</b> .....	<b>9 353</b>
Single-family houses, detached and attached .....	6 262
Apartment buildings and other residential buildings .....	685
Industrial buildings and warehouses .....	D
Commercial buildings .....	1 405
Other nonresidential buildings .....	D
<b>Nonbuilding construction, total</b> .....	<b>1 459</b>
Highways, streets, and related work .....	D
Bridges, tunnels, and elevated highways .....	D
Water, sewer, pipeline, communication transmission lines, and power lines .....	D
Other nonbuilding construction, nec .....	1 116
<b>Construction work not specified by kind</b> .....	<b>—</b>

## Appendix A. Explanation of Terms

## Apéndice A. Explicación de los Términos

---

**Number of establishments.** Includes all establishments in operation at any time during the year. It covers all full- and part-year operations. An establishment is not necessarily identical with a company or enterprise, which may consist of one or more establishments. Census figures represent a summary of reports for individual establishments rather than companies.

**Annual payroll.** Payroll includes all forms of compensation, such as salaries, wages, commissions, bonuses, vacation allowances, sick-leave pay, and value of payments-in-kind (e.g., free meals and lodging) paid during the year to all employees. For corporations, it includes amounts paid to officers and executives; for unincorporated businesses, it does not include profit or other compensation of proprietors and partners. Payroll is reported before deductions for social security, income tax, insurance, union dues, and other withholdings. This definition of payroll is the same as that used by the Internal Revenue Service (IRS) for form 941PR.

**First-quarter payroll.** This item consists of payroll, as defined above, paid to persons employed at any time during the quarter from January to March 1997.

**Paid employees.** Paid employees consist of the number of employees (both full- and part-time), including salaried officers and executives of corporations, who were on the payroll in the pay periods specified below. Included are employees on paid sick leave, paid holidays, and paid vacations; not included are proprietors and partners of unincorporated businesses. This definition of paid employees is the same as that used on IRS form 941PR. Construction employment is divided into the categories described below.

**Construction workers, average number.** Includes workers up through the working supervisor level engaged in construction operations, such as painters, carpenters, plumbers, and electricians. Included are journeymen, mechanics, apprentices, laborers, truck drivers and helpers, equipment operators, on-site record keepers, and security guards. Supervisory employees above the working supervisor level are excluded from this category but are included in the "other employees" category.

**Número de establecimientos.** Comprende todos los establecimientos que estuvieron activos durante cualquier período del año. Cubre todas las operaciones que duraron el año entero al igual que aquellas que duraron parte del año. Un establecimiento no es necesariamente idéntico a una compañía o empresa, la cual podría tener uno o más establecimientos. Las estadísticas del censo representan un resumen de los informes individuales de cada establecimiento y no de las compañías.

**Nómina.** La nómina incluye todo tipo de compensación, como por ejemplo, salarios, sueldos, comisiones, bonificaciones, pagos por vacaciones, enfermedad y el equivalente en efectivo de pagos en especie (tales como comidas gratuitas y alojamiento), pagadas durante el año a todos los empleados. Para las corporaciones, la nómina incluye las cantidades pagadas a los oficiales y ejecutivos. Si el establecimiento no es una corporación, la nómina excluye los beneficios y compensaciones pagadas a los propietarios y socios. La cantidad de la nómina de sueldos se declara sin restar los pagos por seguro social, contribuciones sobre ingresos, primas de seguro, cuotas de sindicatos y otros ajustes. La definición de nómina que se presenta es la misma que empleó el Servicio de Rentas Internas (IRS) en el formulario 941PR.

**Nómina del primer trimestre.** Esta cifra consta de la nómina, según se define anteriormente, pagada a personas empleadas en cualquier momento durante el trimestre de enero a marzo de 1997.

**Empleados.** Comprende el número de empleados (de jornada completa o parcial), incluyendo oficiales asalariados y ejecutivos de corporaciones quienes estuvieron en la nómina durante los períodos de pago mencionados más adelante. Están incluidos aquellos empleados a quienes se les pagaron días feriados, o los días libres tomados como vacaciones o días de enfermedad durante esos períodos de pago; no se incluyen los propietarios y socios de negocios no incorporados. La definición de empleados que se presenta es la misma que empleó el Servicio de Rentas Internas (IRS) en el formulario 941PR. El empleo de construcción se divide en las categorías que se presentan a continuación.

**Trabajadores de construcción, número promedio.** Esta categoría incluye los trabajadores hasta el nivel de capataz que participan en trabajos relacionados con la construcción, tales como pintores, carpinteros, plomeros y electricistas. Incluye jornaleros, mecánicos, aprendices, obreros, conductores de camiones y ayudantes, operadores de equipos, registradores y vigilantes de los lugares donde se lleva a cabo el trabajo de construcción. Se excluyen los supervisores de niveles más altos que el de capataz, los cuales se incluyen en la categoría de "otros empleados."

---

The average number was obtained by summing the number of construction workers reported for the pay periods including the 12th of March, May, August, and November and dividing this total by 4. This approach was designed to simplify the questionnaire format and the reporting requirements of respondents. The industry average of these four selected pay periods approximates very closely the average employment for the year that would be obtained by using pay periods in all 12 months for almost all of the construction industries.

**Other employees.** Includes employees in executive, purchasing, accounting, personnel, professional, and technical activities, and routine office functions reported for the pay period including March 12, 1997. Included also are supervisory employees above the working supervisor level.

**All employees.** Consists of the average number of construction workers for 1997 plus the other employees for the pay period including March 12, 1997.

**Proprietors and partners, working.** Includes proprietors and partners of unincorporated businesses who worked 15 hours or more during the week, which included March 12, 1997.

**Unpaid family workers.** Includes all unpaid family members who worked 15 hours or more during the week, which included March 12, 1997.

**Construction-worker hours.** Includes the total number of hours worked by construction workers. Construction-worker hours were collected for each of the four quarters of 1997 and are published in the detailed statistics tables.

**Legal form of organization.** The legal form of organization for an establishment was based on the response to the organization status inquiry. This report presents data for the following legal forms of organizations:

- **Individual proprietorship.** An unincorporated business owned by an individual.
- **Partnership.** An unincorporated business owned by two or more persons having a shared financial interest in the business.
- **Corporation.** Business legally incorporated under Puerto Rico or state laws. Data are presented for the following types of corporations:
  - **Private corporation.** Business offering securities privately to a limited number of persons or institutions and not required by the U.S. Securities and Exchange Commission laws to disclose detailed financial information to the public.

El número promedio se obtuvo sumando el número de trabajadores de construcción declarado para los períodos de pago que incluyeron el 12 de marzo, mayo, agosto y noviembre y dividiendo ese total entre 4. De esta forma se simplificó el formato del cuestionario y la información exigida del respondedor. El promedio para la industria de estos cuatro períodos de pago se asemeja al promedio de empleo anual que se obtiene utilizando los períodos de pago en los 12 meses para casi todas las industrias de construcción.

**Otros empleados.** Bajo esta categoría se incluyen ejecutivos, compradores, contables, empleados de personal, profesionales, técnicos y empleados administrativos que trabajaron durante el período de pago que incluyó el 12 de marzo de 1997. También se incluyen los supervisores sobre el nivel de capataz.

**Total de empleados.** Consiste del número promedio de los trabajadores de construcción en 1997 más los otros empleados que trabajaron durante el período de pago que incluyó el 12 de marzo de 1997.

**Proprietarios y socios que trabajan.** Comprende propietarios y socios de negocios que no están incorporados quienes trabajaron 15 horas o más durante la semana que incluyó el 12 de marzo de 1997.

**Familiares no remunerados.** Comprende todos los familiares que trabajaron sin sueldo 15 horas o más durante la semana que incluyó el 12 de marzo de 1997.

**Horas trabajadas por los trabajadores de construcción.** Esta categoría incluye el total de horas trabajadas por los trabajadores de construcción. Las horas trabajadas por los trabajadores de construcción fueron recopiladas para cada uno de los cuatro trimestres en 1997, los cuales son publicados en las tablas de estadísticas detalladas.

**Tipo de organización jurídica.** El tipo de organización jurídica del establecimiento está basado en la respuesta a la pregunta de organización jurídica. Esta publicación presenta datos para los siguientes tipos de organización jurídica:

- **Propietario individual.** Un negocio que no está incorporado y donde el dueño es un individuo.
- **Sociedad de propietarios.** Un negocio que no está incorporado y donde los dueños comparten intereses financieros.
- **Corporación.** Negocio legalmente incorporado bajo las leyes de Puerto Rico o de los estados. Datos se presentan para los siguientes tipos de corporación:
  - **Corporación privada.** Negocio que ofrece acciones privadamente a un número limitado de personas o instituciones y que no es requerido por las leyes de la Comisión de la Bolsa de Valores de los EE.UU. a divulgar al público información financiera detallada.

- **Public corporation.** Business offering securities publicly that is required by the U.S. Securities and Exchange Commission laws to disclose detailed financial information to the public.
- **Other legal forms.** Included in this group are cooperative associations, estates, joint ventures, etc.

**Payments for construction work subcontracted to others.** Includes all payments made during 1997 for construction work subcontracted out to other construction contractors. General contractors were instructed to include payments made to subcontractors. Builders were instructed to include payments made to general contractors and also payments made directly to subcontractors. Special trade contractors were instructed to include payments made to other subcontractors. The payments made by reporting establishments for purchases of materials, components, and supplies were not included here even if the materials were provided to subcontractors for their use. Such purchases were to be reported under a separate category. However, if payments to subcontractors covered materials purchased directly by the subcontractors, the total of such payments (including material charges) was to be reported as payments for construction work let out to others.

When the Commonwealth, local governments or their special authorities, or utility companies installed certain utility services or constructed roads and then billed the contractors for such work, payments made in 1997 were to be included here.

Payments made for the rental of construction machinery or equipment were not to be included here.

**Selected costs.** Includes the total payments made by the reporting establishments during 1997 for the purchase of materials and services from other companies or from other establishments of the parent company. Materials and services include: electricity, gasoline, diesel fuel, and gasohol, and other fuels for heat or power, such as natural gas, and lubricants, oils, and greases; communication and repairs to machinery, equipment, buildings, and other structures; rental or lease of construction machinery, equipment, transportation equipment, buildings and other structures, office equipment, and fixtures; and materials, components, and supplies.

**Dollar value of business.** Includes the dollar value of all general contracting, special trades contracting and subcontracting, and land development and improvement work. It also includes all receipts from the sale of land (not recorded as fixed assets of the reporting establishments) and buildings built for sale. All other receipts from the reporting establishment's other business operations (rental of equipment to others, wholesale or retail sales, etc.) are also included.

- **Corporación pública.** Negocio que ofrece acciones públicamente y que es requerido por las leyes de la Comisión de la Bolsa de Valores de los EE.UU. a divulgar al público información financiera detallada.

- **Otro tipo de organización jurídica.** Se incluyen en este grupo las asociaciones cooperativas, las sucesiones, las empresas comunes, etc.

**Pagos por trabajos de construcción subcontractados a otros.** Comprende todos los pagos hechos durante 1997 por trabajos de construcción subcontractados a otros contratistas de construcción. Se les indicó a los contratistas generales que incluyeran los pagos hechos a los subcontractistas. Los constructores recibieron instrucciones de que incluyeran los pagos hechos a contratistas generales y también los pagos hechos directamente a los subcontractistas. Se les indicó a los contratistas de oficios especiales que incluyeran los pagos hechos a otros subcontractistas. Los pagos hechos por los establecimientos que respondieron por concepto de materiales, accesorios y suministros no se incluyen en esta categoría, aunque se hubiesen suministrado los materiales para el uso de los subcontractistas. Tales pagos se debían haber declarado en una categoría separada. Sin embargo, si los pagos a subcontractistas cubrían los materiales comprados directamente por los subcontractistas, el total de estos pagos (incluyendo los cargos por materiales) debía haberse informado como pagos por trabajos de construcción otorgados a otros.

Se incluyeron en esta categoría los pagos hechos por los contratistas en 1997 al Estado Libre Asociado, al gobierno municipal y sus autoridades especiales o a las compañías de servicio público por la prestación de ciertos servicios públicos y la construcción de calles o carreteras.

No están incluidos los pagos por el alquiler de maquinaria o equipo de construcción.

**Costos Seleccionados.** Comprende todos los pagos hechos por los establecimientos que respondieron durante 1997 por la compra de los materiales y servicios adquiridos de otras compañías o de otros establecimientos de la compañía matriz. Los materiales y servicios incluyen: electricidad, gasolina, combustible diesel y gasohol y otros combustibles para calefacción o energía, tales como gas natural, lubricantes, aceites y grasas; comunicación y reparación de maquinarias, equipo, edificios y otras estructuras; alquiler o arrendamiento de maquinaria de construcción, equipo, equipo de transportación, edificios y otras estructuras, equipo de oficina y accesorios; y materiales, componentes y suministros.

**Valor del negocio en dólares.** Incluye el valor en dólares de toda la contratación general, contratos y subcontratos de trabajos especiales y desarrollo y mejora de terrenos. Incluye todos los ingresos obtenidos por la venta de terreno (que no fueron registrados como activo fijo de los establecimientos que respondieron) y de edificios construidos para la venta. También se incluyen todos los ingresos que el establecimiento obtiene de sus otras actividades comerciales (alquiler de equipo a otros, comercio al por mayor o al por menor, etc.).



---

Money obtained during the year in the form of construction loans is not treated as receipts, nor is money realized from the sale or other disposition of the establishment's fixed assets.

Excluded also are receipts from operations outside of Puerto Rico and nonoperating income such as interest and dividends.

**Dollar value of construction work.** Includes the dollar value of construction work done during 1997 for work performed by general contractors, special trade contractors or subcontractors, and for land development and improvement work. Included are receipts for maintenance and repair construction work as well as for new construction work. Included also is the value of any construction work done by the reporting establishments for themselves.

Builders were instructed to include in this item their 1997 dollar value of construction from the sale of buildings and other structures built for sale excluding from these receipts the value of the land (see "Other business receipts"), but including the value of any improvements an establishment made to the land. Builders who traded a new home or other building for an existing one were to include the estimated value of the trade-in.

Included also in the dollar value of construction work were fees received as sponsors of joint ventures and fees received as agents for owners (for construction work).

Excluded were receipts for separately definable architectural and engineering work done by the reporting establishment for others and receipts from the rental of equipment to others. (See "Other business receipts.")

Establishments engaged in the sale and installation of such construction components as plumbing, heating, and central air-conditioning supplies and equipment; lumber and building materials; paint, glass, and wallpaper; and electrical and wiring supplies for construction purposes were instructed to include as construction receipts both the receipts for the installation and the receipts for the value (selling price) of the items installed. (Receipts for the selling price of items sold but not installed were to be included in "other business receipts.")

**Receipts for work subcontracted in from others.** Covers receipts during 1997 for work done by reporting establishments for other construction contractors or builders. Establishments were asked to report the approximate percent of the total dollar value of construction accounted for by such work and the percentages reported were applied to the reported dollar value of construction to develop a value for this item.

El dinero obtenido durante el año en forma de préstamos de construcción no se considera como ingreso, ni tampoco el dinero adquirido por la venta u otra disposición del activo fijo del establecimiento.

También se excluyen los ingresos de las actividades comerciales efectuadas fuera de Puerto Rico y los ingresos no operativos, tales como intereses y dividendos.

**Valor en dólares de los trabajos de construcción.** Incluye el valor en dólares del trabajo de construcción realizado durante 1997 por contratistas generales, contratistas o subcontratistas de oficios especiales y por el trabajo de desarrollo y mejora de terrenos. Incluye los ingresos por construcciones nuevas y por trabajos de mantenimiento y reparación. Además se incluye el valor de cualquier trabajo de construcción hecho por los establecimientos que respondieron para uso propio.

Se les indicó a los constructores que incluyeran en esta categoría el valor en dólares de los trabajos de construcción recibidos en 1997 por la venta de edificios y otras estructuras construidas para la venta, excluyendo de estos ingresos el valor del terreno (vea "Otros ingresos comerciales" más adelante), pero incluyendo el valor de cualquier mejora que el establecimiento le haya hecho al terreno. Aquellos constructores que cambiaron una casa nueva u otro edificio por otro ya existente debieron incluir el valor estimado de la estructura entregada en la transacción.

También se incluyen en el valor en dólares de los trabajos de construcción los honorarios recibidos en capacidad de patrocinadores de empresas comunes y aquellos recibidos en capacidad de agentes representativos de los propietarios (por trabajos de construcción).

No se incluyen los ingresos obtenidos de los trabajos que el establecimiento hiciera para otros y que puedan identificarse separadamente como trabajos de arquitectura e ingeniería, ni tampoco los ingresos recibidos por el alquiler de equipo a terceros. (Vea "Otros ingresos comerciales" más adelante.)

Los establecimientos dedicados a la venta e instalación de los componentes de construcción, tales como equipo y suministros de plomería, calefacción y acondicionamiento de aire central; madera y materiales de construcción; pintura, cristal y papel para empapelar paredes; y alambre y suministros eléctricos para la construcción, recibieron instrucciones de incluir, como ingresos de construcción, los ingresos por la instalación de estos componentes y los ingresos por el valor (precio de venta) de los mismos. (Los ingresos que representan el precio de venta de los artículos vendidos pero no instalados debían incluirse en "otros ingresos comerciales.")

**Ingresos por trabajos subcontractados de otros constructores.** Cubre los ingresos recibidos por los establecimientos que respondieron durante 1997 por haber llevado a cabo trabajos de construcción para otros constructores o contratistas de construcción. Se pidió a los establecimientos que declararan el por ciento aproximado del valor total en dólares de los trabajos de construcción que habían recibido por este tipo de trabajo. Estos porcentajes fueron aplicados al valor en dólares de los trabajos de construcción declarados por los establecimientos a fin de obtener un valor para esta categoría.

**Other business receipts.** Includes business receipts not reported as construction receipts. This item includes business receipts from retail trade, rental of machinery and equipment, sale of land, and other services. Receipts for separately definable architectural and engineering work for others are included here.

Receipts from the sale of land are included whether the land was held for sale or sold in connection with the sale of houses and other structures. It excludes the value of any improvements made to the land prior to the sale. (That value was to be included in "Dollar value of business" and "Other business receipts.")

**Net construction receipts.** The aggregate of construction receipts reported by all construction establishments in each of the several industry, geographic area, or other groupings in this census contain varying amounts of duplication, since the construction work (and the receipts) of one firm may be subcontracted to other construction firms and also be included in the other firm's receipts. To eliminate this duplication, "net construction receipts" data was derived for each establishment by subtracting the payments made for construction work subcontracted to others from the total dollar value of construction work.

**Value added.** Duplication in receipts between construction and other industries results from the use of products of other industries as input materials by construction establishments. "Value added" eliminates this duplication and is usually the best measure for comparing the relative economic importance of industries or areas. For the 1997 Census of Construction Industries, "value added" is equal to dollar value of business done less payments for construction work subcontracted to others; and payments for materials, components, supplies, and fuels (including electricity). However, for SIC 6552 and SIC 1531 for which land receipts are significant, "value added" is modified to be equal to dollar value of business done less land receipts, payments for construction work subcontracted to others, and payments for materials, components, supplies, and fuels (including electricity).

**Fixed assets and depreciation.** Refers to the value of all fixed tangible assets such as buildings and other structures (offices, shops, etc.); stationary machinery (generators, shop equipment, etc.); mobile machinery (tractors, trucks, etc.); and other equipment (office furniture and fixtures, etc.). Not included are such items as current assets, depletable assets, intangible assets, and nondepreciable assets.

Data on fixed assets and depreciation were collected separately for (1) buildings, job-site trailers, additions, and related facilities, excluding land, and (2) machinery, equipment, and vehicles.

Respondents were asked to report the gross book value-acquisition cost (original cost or other basis), at the beginning and at the end of 1997. They were also asked to report capitalized expenditures, depreciation charges, and the gross value of assets sold, retired, scrapped, destroyed, etc., during 1997.

**Otros ingresos comerciales.** Incluye los ingresos comerciales no declarados como ingresos de construcción. Esta categoría incluye los ingresos por concepto de ventas al por menor, alquiler de maquinaria y equipo, venta de terrenos y otros servicios. Se incluyen también los ingresos por trabajos hechos para terceros que podían identificarse separadamente como trabajos de arquitectura e ingeniería.

Los ingresos obtenidos de la venta de terreno están incluidos, ya fuere terreno destinado para la venta o terreno vendido en relación con la venta de casas u otras estructuras. Excluye el valor de cualquier mejora que se le hiciera al terreno antes de venderlo. (Este valor debía incluirse en el "Valor del negocio en dólares" y en "Otros ingresos comerciales.")

**Ingresos netos de construcción.** El conjunto de ingresos de construcción declarados por todos los establecimientos de construcción de cada uno de los diferentes grupos de industrias, áreas geográficas, etc. abarcados por este censo contiene cierta duplicación, ya que el trabajo de construcción (y los ingresos) de una firma puede estar subcontractado a otras firmas de construcción y también estar incluido en los ingresos de estas otras firmas. Para eliminar esta duplicación, se derivó para cada establecimiento una cifra representativa de los "ingresos netos de construcción," restando del valor en dólares de los trabajos de construcción los pagos hechos por trabajos de construcción subcontractados a otros.

**Valor agregado.** La duplicación de ingresos entre las industrias de construcción y las industrias de otro tipo se debe a que las industrias de construcción utilizan los productos de otras industrias como materias primas. El "valor agregado" evita esta duplicación y es, en la mayoría de los casos, la mejor medida para comparar la importancia económica relativa de las industrias o áreas. El "valor agregado," según la definición del Censo de las Industrias de Construcción de 1997, es igual a el valor del negocio en dólares menos los pagos por trabajo de construcción subcontractado a otros, y los pagos por materiales, accesorios, suministros y combustibles (incluyendo los pagos por consumo de electricidad). Sin embargo, para la CIU 6552 y la CIU 1531, las cuales consideran los ingresos de terrenos como ingresos significativos, el "valor agregado" se modifica de manera que sea igual a el valor del negocio en dólares menos los ingresos de terrenos, los pagos por trabajos de construcción subcontractados a otros, y los pagos por materiales, accesorios, suministros y combustibles (incluyendo los pagos por consumo de electricidad).

**Activo fijo y depreciación.** Se refiere al valor de todo activo fijo tangible, como por ejemplo edificios y otras estructuras (oficinas, talleres, etc.); maquinaria fija (generadores, equipo de taller, etc.); maquinaria móvil (tractores, camiones, etc.); y otro equipo (muebles y accesorios de oficina, etc.). No se incluyen bienes tales como el activo corriente, activo agotable, activo intangible y activo no depreciable.

Los datos sobre activo fijo y depreciación fueron recopilados separadamente para (1) edificios, remolques en el local de construcción, ampliaciones e instalaciones relacionadas, sin incluir el terreno y (2) maquinaria, equipo y vehículos.

Se les pidió a los respondedores que declararan el valor bruto del costo de adquisición (costo original u otra base) a comienzos y a fines de 1997. También se les pidió que declararan los gastos de capital, los gastos de depreciación y el valor bruto del activo vendido, retirado, desechado, destruido, etc., durante 1997.

---

**Capital expenditures.** Refers to all costs actually incurred during 1997, which were or would be chargeable to the fixed asset accounts of the reporting establishments and which were of the type for which depreciation accounts are ordinarily maintained. These expenditures cover the acquisition, the construction, and the major alteration of the reporting establishment's own buildings and other structures, whether purchased, constructed under contract, or constructed by the reporting establishment's own forces; and the acquisition of machinery and equipment. Included are payments made under agreements which, in effect, are conditional sales contracts and which, as a result, are capitalized.

Respondents were instructed not to include any expenditures actually made prior to or after 1997. For example, if they began construction of a building for an establishment's own use before 1997 and did not complete it until after 1997, they were to report only costs actually incurred during 1997.

If capital expenditures were not recorded directly at the establishment level but handled centrally at the company or division level, respondents were requested to report appropriate estimates for the individual establishments.

- **New buildings and related facilities.** Includes the total expenditures during 1997 for new buildings and structures, major additions and alterations to buildings and structures, and other facilities for the reporting establishment's use (such as roads, docks, tracks, parking lots, and fences). It excludes expenditures for land.
- **New automobiles and trucks primarily intended for highway use.** Includes capitalized repairs and improvements to new and used automobiles and trucks.
- **New machinery and equipment.** Includes expenditures for new machinery and new equipment. This item also includes capitalized repairs and improvements to used machinery and equipment.
- **Used structures and related facilities.** Covers expenditures for used structures and related facilities acquired from others.
- **Used machinery and equipment.** Includes expenditures for used machinery and equipment acquired from others, including automobiles and trucks. Capitalized repairs and improvements to such equipment are reported as new machinery and equipment.

**Gastos de capital.** Esta categoría se refiere a todos los gastos incurridos durante 1997 que se cargaron o se cargarían a las cuentas de activo fijo de los establecimientos que respondieron y que son del tipo para el cual normalmente se mantienen cuentas de depreciación. Estos desembolsos abarcan la adquisición, construcción y alteración considerable de los edificios y otras estructuras que eran propiedad de los establecimientos, ya fuesen comprados, construidos bajo contrato, o construidos por la mano de obra del establecimiento que respondió al censo; y la adquisición de maquinaria y equipo. Se incluyen todos los pagos hechos de acuerdo a convenios que, en efecto, son contratos de ventas condicionales y que, como resultado, son capitalizados.

Se pidió a los respondedores que no incluyeran los gastos incurridos antes o después de 1997. Por ejemplo, si el establecimiento empezó a construir un edificio para uso propio antes de 1997 y no lo terminó hasta después de 1997, el establecimiento sólo debió declarar los gastos incurridos durante 1997.

Si los gastos de capital no se habían registrado directamente a nivel del establecimiento, sino que se habían gestionado centralmente a nivel de la compañía o división, se pidió a los respondedores que declararan las estimaciones correspondientes a los establecimientos individuales.

- **Edificios nuevos e instalaciones conexas.** Incluye el total de los gastos incurridos durante 1997 por edificios y estructuras nuevas, adiciones y alteraciones substanciales a edificios y estructuras, y otras instalaciones para uso del establecimiento (como carreteras, muelles, carriles de trenes, áreas de estacionamiento y verjas). Excluye los gastos de terreno.
- **Automóviles y camiones nuevos para ser usados principalmente en las carreteras.** Incluye gastos de inversión en mejoras y reparaciones hechas a automóviles y camiones nuevos y usados.
- **Maquinaria y equipo nuevo.** Incluye gastos de maquinaria y equipo nuevo. Esta categoría incluye además los gastos de inversión en mejoras y reparaciones hechas a maquinaria y equipo usado.
- **Estructuras e instalaciones conexas de segunda mano.** Incluye los gastos por la compra de estructuras e instalaciones relacionadas adquiridas de otros.
- **Maquinaria y equipo usado.** Incluye gastos en maquinaria y equipo usado adquirido de otros, inclusive automóviles y camiones. Los gastos de inversión en mejoras y reparaciones hechas a la maquinaria y equipo usado se catalogan como maquinaria y equipo nuevo.

### Types of construction—building and nonbuilding.

This item provides information on types of buildings, structures, or other facilities being constructed or worked on by construction establishments in 1997. Respondents were instructed that each building, structure, or other facility should be classified in terms of its function. For example, a restaurant building was to be classified in the restaurant category whether it was designed as a commercial restaurant building or an auxiliary unit of an educational institution. However, complex projects consisting of two or more types of buildings, structures, or other facilities are difficult to classify because sufficient information is seldom available. Therefore, respondents were told to classify complex projects by the major function of the total complex.

In addition, respondents were asked to report the percentage of construction receipts derived from new construction work, including additions and alterations, and from maintenance and repair work for each of these types.

#### Building construction:

- **Single-family houses, (detached, attached, and townhouses).** Includes all residential buildings constructed for one-family use, and buildings with two or more living quarters side by side, completely independent of one another, and separated by an unbroken party or lot line wall from ground to roof.
- **Apartment buildings and other residential buildings.** Includes high-rise, low-rise, or any structures other than above, containing two or more housing units, as well as hotels, motels, dormitories, and other nonhousekeeping residential structures.
- **Industrial buildings and warehouses.** Includes all buildings and plants which are used to house production and assembly activities, and commercial warehouses, cold storage plants, grain elevators, miniwarehouses, and other storage buildings. Note that heavy industrial facilities such as blast furnaces, petroleum refineries, chemical complexes, etc., are NOT included in this category, but are shown under nonbuilding construction.
- **Commercial buildings.** Includes all buildings that are intended for use primarily in the wholesale, retail, and services trades. For example, banks, offices, complete shopping centers, department stores, drug stores, restaurants, public garages, automobile service stations, and recreational buildings.
- **Other nonresidential buildings.** Includes buildings that are not classified elsewhere, such as religious buildings, educational buildings, hospitals, fire stations, bus and air passenger terminals, hangars, farm buildings such as barns, poultry houses, implement sheds, farm silos, etc.

**Tipos de construcción—de edificios y otras estructuras.** Esta partida provee información acerca de los tipos de edificios, estructuras u otras instalaciones que los establecimientos de construcción construyeron o modificaron durante 1997. Se les indicó a los respondedores que cada edificio, estructura u otra instalación debía clasificarse en términos de su función. Por ejemplo, los edificios para restaurantes debían clasificarse en la categoría de restaurantes, sin importar que el edificio hubiera sido diseñado para ser usado como restaurante comercial como unidad auxiliar de una institución docente. Sin embargo, los proyectos complejos que constan de dos o más tipos de edificios, estructuras u otras instalaciones, son difíciles de clasificar porque raras veces hay suficiente información disponible. Por lo tanto, se les dijo a los informantes que clasificaran los proyectos complejos de acuerdo a la función más importante de todo el proyecto.

Además, se les pidió a los respondedores que, por cada tipo de construcción, declararan el porcentaje de los ingresos de construcción derivados de los trabajos de construcción nueva, incluyendo adiciones y alteraciones y de los trabajos de reparación y mantenimiento.

#### Construcción de edificios:

- **Viviendas unifamiliares, (separadas, unidas y “townhouses”).** Incluye todos los edificios residenciales construidos para ser habitados por una sola familia y los que tienen dos o más viviendas lado a lado, las cuales son completamente independientes unas de otras y están separadas por una pared ininterrumpida que se extiende del suelo al techo.
- **Edificios de apartamentos y otros edificios residenciales.** Incluye edificios de muchos o pocos pisos o cualquier otra estructura (no antes mencionada) que contenga dos o más viviendas, incluye también hoteles, moteles, dormitorios y otras estructuras residenciales que por lo regular no se consideran como hogares permanentes.
- **Edificios industriales y almacenes.** Incluye todos los edificios y plantas que se usan para las actividades de producción y ensamblaje y almacenes comerciales, plantas de refrigeración, elevadores de granos, minialmacenes y otros locales de almacenamiento. Observe que las instalaciones de trabajo industrial pesado, tales como altos hornos, refinerías de petróleo, complejos químicos, etc., NO están incluidas en esta categoría pero sí en la categoría correspondiente a la construcción de estructuras que no son edificios.
- **Edificios comerciales.** Incluye todos los edificios que están destinados principalmente para el uso del comercio al por mayor, del comercio al por menor y servicios. Por ejemplo, bancos, oficinas, centros comerciales enteros, tiendas por departamento, farmacias, restaurantes, garages públicos, estaciones de servicio para automóviles y edificios que se usan para actividades de recreación.
- **Otros edificios no residenciales.** Incluye los edificios que no fueron incluidos en algunas de las clasificaciones anteriores, como por ejemplo, edificios para servicios religiosos, edificios para instituciones docentes, hospitales, parques de bomberos, terminales de autobuses y de líneas aéreas, hangares, edificios agrícolas, tales como establos, gallineros, cobertizos para herramientas, silos, etc.

---

Nonbuilding construction:

- **Highways, streets, and related facilities.** Includes roads, alleys, sidewalks, curbs and gutters, culverts, right-of-way drainage, erosion control, lighting, and such related work as the installation of highway signs and guardrail and earthwork protective structures used in connection with road improvements.
- **Bridges, tunnels, and elevated highways.** Includes roads, highways, and causeways built on structural supports; viaducts, trestles, and overpasses; and highway, pedestrian, and railroad tunnels.
- **Water, sewer, pipeline, communication transmission lines, and power lines.** Includes water supply systems, sanitary systems, telephone and telegraph lines, television and radio towers, and electric light and power facilities.
- **Other nonbuilding construction.** Includes all types of nonbuilding construction not elsewhere classified.

**Ownership of construction projects.** This item provides construction receipts by ownership of project—government owned or privately owned. This classification relates to the ownership of the projects or work undertaken and not to the financing. Government-owned projects cover those owned by the Federal, Commonwealth, or local governments including public authorities and special districts.

Construcción de estructuras que no son edificios:

- **Carreteras, calles e instalaciones conexas.** Incluye calles, callejones, aceras, encintados y cunetas, alcantarillas, desagües, sistemas para el control de la erosión, alumbrado y trabajos relacionados, tales como la instalación de rótulos y barandillas en las carreteras, y de estructuras cuyo objeto es proteger la seguridad del público mientras se hacen mejoras a las carreteras.
- **Puentes, túneles y carreteras elevadas.** Incluye calles, carreteras y calzadas construidas sobre estructuras de soporte; viaductos, caballetes y elevados; y túneles para carreteras, peatones y ferrocarriles.
- **Acueductos, alcantarillados, tuberías, líneas para la transmisión de energía y comunicación.** Incluye sistemas para el abastecimiento de agua, sistemas sanitarios, líneas de teléfono y telégrafo, torres de televisión y radio y luz eléctrica e instalaciones de energía.
- **Otra construcción no relacionada con edificios.** Incluye todo tipo de construcción que no tenga que ver con edificios, que no se haya clasificado anteriormente.

**Propiedad de los proyectos de construcción.** Esta categoría provee un desglose de los ingresos de construcción según el propietario del proyecto, sea éste el gobierno o una empresa privada. Esta clasificación concierne la propiedad de los proyectos o trabajos emprendidos, pero no concierne su financiamiento. Entre los proyectos que son propiedad del gobierno se encuentran los del gobierno del Estado Libre Asociado, el gobierno federal y los gobiernos municipales, además de los de las autoridades públicas.


## Appendix B./Apéndice B. Report Form and Information Sheet/Cuestionario y la Hoja de Información

---

The report form and information sheet, in English and Spanish, are shown on the following pages.  
El cuestionario y la hoja de información, en inglés y español, aparecen en las páginas siguientes.

**1997 ECONOMIC CENSUS  
PUERTO RICO**

OMB No. 0607-0839: Approval Expires 03/31/2000

		
Census use only		

**OA-9820**

*(Please correct any errors in name and address, and ZIP Code)*

**DUE DATE: FEBRUARY 12, 1998**

Include the Census File Number (CFN) shown on the label of this report form with any correspondence.

**Please complete this form and return to:**



DIRECTOR  
BUREAU OF THE CENSUS  
ATTENTION: OUTLYING AREAS  
1201 East Tenth Street  
Jeffersonville, IN 47134-0001

**YOU ARE REQUIRED BY LAW (Title 13, U.S. Code and an Act of the Legislature of Puerto Rico No. 11 of March 27, 1950) to complete this report form for the establishment identified in the label and return it to the Bureau of the Census.** By the same law, your report to the Census Bureau is **confidential**. It may be seen only by sworn Census employees and may be used only for statistical purposes. The law also provides that copies retained in your files are **immune from legal process**.

**REPORT DATA FOR CALENDAR YEAR 1997.** If records are not available, reasonable estimates are acceptable. If reporting on a calendar year will involve considerable additional cost and your fiscal year ended between October 31, 1997 and February 1998, you may report data on fiscal year basis, except for employment and payroll data. Calendar year employment and payroll data should be available from your tax records.

**ALL ESTABLISHMENTS COMPLETE SECTIONS A AND H.** Complete the ONE section (B-G) which best describes your kind of business or activity.

***IT IS VERY IMPORTANT THAT YOU READ  
THE ACCOMPANYING INSTRUCTIONS AS YOU ANSWER THE QUESTIONS.***

**Section A – GENERAL INFORMATION**

<p><b>Item 1. EMPLOYER IDENTIFICATION NUMBER</b></p> <p><b>Is the Employer Identification Number (EIN) shown in the label the same as that used for this establishment on its latest 1997 Employer's Quarterly Federal Tax Return, Internal Revenue Service (IRS) Form 941-PR?</b></p> <p>094 1 <input type="checkbox"/> YES          2 <input type="checkbox"/> NO – Report current EIN (9 digits) → <table border="1" style="display: inline-table; border-collapse: collapse;"><tr><td style="width: 10px;"> </td><td style="width: 10px;"> </td><td style="width: 10px;"> </td><td style="width: 10px;"> </td><td style="width: 10px;"> </td><td style="width: 10px;"> </td><td style="width: 10px;"> </td><td style="width: 10px;"> </td><td style="width: 10px;"> </td><td style="width: 10px;"> </td></tr></table></p>											<table border="1" style="width:100%; border-collapse: collapse;"> <tr> <td style="width:15%;"><i>HOW TO REPORT DOLLAR FIGURES</i></td> <td style="width:55%;"><i>Report dollar values rounded to thousands.</i> <b>EXAMPLE:</b> Report \$1,125,628 as →</td> <td style="width:10%; text-align: center;">Mil- lions (000)</td> <td style="width:10%; text-align: center;">Thou- sands (000)</td> <td style="width:10%; text-align: center;">Dol- lars (000)</td> </tr> <tr> <td></td> <td></td> <td align="center"><b>1</b></td> <td align="center"><b>126</b></td> <td></td> </tr> </table>	<i>HOW TO REPORT DOLLAR FIGURES</i>	<i>Report dollar values rounded to thousands.</i> <b>EXAMPLE:</b> Report \$1,125,628 as →	Mil- lions (000)	Thou- sands (000)	Dol- lars (000)			<b>1</b>	<b>126</b>										
<i>HOW TO REPORT DOLLAR FIGURES</i>	<i>Report dollar values rounded to thousands.</i> <b>EXAMPLE:</b> Report \$1,125,628 as →	Mil- lions (000)	Thou- sands (000)	Dol- lars (000)																										
		<b>1</b>	<b>126</b>																											
<p><b>Item 2. PHYSICAL LOCATION</b></p> <p><b>a. Is the physical location of this establishment the same as the address shown in the label?</b>  <i>NOTE – P.O. boxes or rural routes are not physical locations.</i></p> <p>093 1 <input type="checkbox"/> YES          2 <input type="checkbox"/> NO – Report correct physical location below.</p> <table border="1" style="width:100%; border-collapse: collapse;"> <tr><td colspan="3">Number and street</td></tr> <tr><td>City or town</td><td>State</td><td>ZIP Code</td></tr> </table> <p><b>b. In what municipio is this establishment physically located?</b></p> <p>103 _____</p>	Number and street			City or town	State	ZIP Code	<p><b>Item 5. DOLLAR VOLUME OF BUSINESS</b></p> <table border="1" style="width:100%; border-collapse: collapse;"> <tr> <td style="width:60%;"></td> <td style="width:10%; text-align: center;">Mil.</td> <td style="width:10%; text-align: center;">Thou.</td> <td style="width:20%; text-align: center;">Dol.</td> </tr> <tr> <td><b>What was the dollar volume of merchandise sales and other operating receipts for this establishment in 1997?</b></td> <td align="center">010</td> <td></td> <td></td> </tr> </table>		Mil.	Thou.	Dol.	<b>What was the dollar volume of merchandise sales and other operating receipts for this establishment in 1997?</b>	010																	
Number and street																														
City or town	State	ZIP Code																												
	Mil.	Thou.	Dol.																											
<b>What was the dollar volume of merchandise sales and other operating receipts for this establishment in 1997?</b>	010																													
<p><b>Item 3. OPERATIONAL STATUS</b></p> <p><b>a. How many months during 1997 did this firm or organization actively operate this establishment?</b></p> <table border="1" style="width:100%; border-collapse: collapse;"> <tr><td style="width:80%;">Number of months</td></tr> <tr><td align="center">002</td></tr> </table> <p><b>b. Which of the following best describes the operational status of this establishment at the end of 1997? Mark (X) only ONE box.</b></p> <p>001 1 <input type="checkbox"/> In operation          2 <input type="checkbox"/> Temporarily or seasonally inactive          3 <input type="checkbox"/> Ceased operation – Give date → <table border="1" style="display: inline-table; border-collapse: collapse;"><tr><td style="width: 10px;"> </td><td style="width: 10px;"> </td><td style="width: 10px;"> </td></tr></table>          4 <input type="checkbox"/> Sold or leased to another operator – Enter name, etc. below AND give date → <table border="1" style="display: inline-table; border-collapse: collapse;"><tr><td style="width: 10px;"> </td><td style="width: 10px;"> </td><td style="width: 10px;"> </td></tr></table></p> <table border="1" style="width:100%; border-collapse: collapse;"> <tr><td colspan="3">Name of new owner or operator</td></tr> <tr><td colspan="3">Number and street</td></tr> <tr><td>City or town</td><td>State</td><td>ZIP Code</td></tr> </table>	Number of months	002							Name of new owner or operator			Number and street			City or town	State	ZIP Code	<p><b>Item 6. PAYROLL</b></p> <table border="1" style="width:100%; border-collapse: collapse;"> <tr> <td style="width:60%;"></td> <td style="width:10%; text-align: center;">Mil.</td> <td style="width:10%; text-align: center;">Thou.</td> <td style="width:20%; text-align: center;">Dol.</td> </tr> <tr> <td><b>a. What was the total ANNUAL payroll, before deductions, for this establishment in 1997?</b></td> <td align="center">030</td> <td></td> <td></td> </tr> <tr> <td><b>b. What was the FIRST QUARTER (January–March) payroll, before deductions?</b></td> <td align="center">031</td> <td></td> <td></td> </tr> </table>		Mil.	Thou.	Dol.	<b>a. What was the total ANNUAL payroll, before deductions, for this establishment in 1997?</b>	030			<b>b. What was the FIRST QUARTER (January–March) payroll, before deductions?</b>	031		
Number of months																														
002																														
Name of new owner or operator																														
Number and street																														
City or town	State	ZIP Code																												
	Mil.	Thou.	Dol.																											
<b>a. What was the total ANNUAL payroll, before deductions, for this establishment in 1997?</b>	030																													
<b>b. What was the FIRST QUARTER (January–March) payroll, before deductions?</b>	031																													
<p><b>Item 4. LEGAL FORM OF ORGANIZATION</b></p> <p><b>a. Which of the following best describes the legal form of organization of this establishment at the end of 1997? Mark (X) only ONE box.</b></p> <p>003 1 <input type="checkbox"/> Individual proprietorship          2 <input type="checkbox"/> Partnership          8 <input type="checkbox"/> Cooperative association          0 <input type="checkbox"/> Corporation (Do not mark if any form of cooperative association)          5 <input type="checkbox"/> Government – Specify _____          9 <input type="checkbox"/> Other – Specify _____</p> <p><b>b. If "Corporation" was marked: Which of the following best describes this establishment at the end of 1997? Mark (X) only ONE box.</b></p> <p>106 1 <input type="checkbox"/> Private corporation          2 <input type="checkbox"/> Public corporation</p>	<p><b>Item 7. EMPLOYMENT</b></p> <table border="1" style="width:100%; border-collapse: collapse;"> <tr> <td style="width:60%;"></td> <td style="width:40%; text-align: center;">Number</td> </tr> <tr> <td><b>a. How many EMPLOYEES (full- and part-time) were on your payroll during the pay period which included March 12, 1997?</b></td> <td align="center">032</td> </tr> <tr> <td><b>b. How many PROPRIETORS and PARTNERS worked 15 or more hours during the week which included March 12, 1997?</b></td> <td align="center">104</td> </tr> <tr> <td><b>c. How many UNPAID FAMILY members worked 15 or more hours during the week which included March 12, 1997?</b></td> <td align="center">105</td> </tr> </table>		Number	<b>a. How many EMPLOYEES (full- and part-time) were on your payroll during the pay period which included March 12, 1997?</b>	032	<b>b. How many PROPRIETORS and PARTNERS worked 15 or more hours during the week which included March 12, 1997?</b>	104	<b>c. How many UNPAID FAMILY members worked 15 or more hours during the week which included March 12, 1997?</b>	105																					
	Number																													
<b>a. How many EMPLOYEES (full- and part-time) were on your payroll during the pay period which included March 12, 1997?</b>	032																													
<b>b. How many PROPRIETORS and PARTNERS worked 15 or more hours during the week which included March 12, 1997?</b>	104																													
<b>c. How many UNPAID FAMILY members worked 15 or more hours during the week which included March 12, 1997?</b>	105																													
<p><b>Item 8. PRINCIPAL TYPE OF BUSINESS OR ACTIVITY</b></p> <p><b>Which of the following best describes the PRINCIPAL business or activity being operated at the end of 1997? Mark (X) only ONE box.</b></p> <p>107 1 <input type="checkbox"/> WHOLESALE  <i>Continue with section B, page 3</i>          2 <input type="checkbox"/> RETAIL  <i>Continue with section C, page 5</i>          3 <input type="checkbox"/> SERVICES  <i>Continue with section D, page 7</i>          4 <input type="checkbox"/> HOTELS, MOTELS, AND OTHER LODGING PLACES – <i>Continue with section E, page 9</i>          5 <input type="checkbox"/> MANUFACTURES  <i>Continue with section F, page 10</i>          6 <input type="checkbox"/> CONSTRUCTION  <i>Continue with section G, page 14</i>          7 <input type="checkbox"/> Other – <i>Specify in REMARKS below and skip to section H, page 17, and complete item 52.</i></p>	<p>REMARKS</p>																													



If not shown, please enter your 11-digit Census File Number from the address label on page 1

Census File Number

**Section B - WHOLESALE**

**Item 9. KIND OF BUSINESS - WHOLESALE**

What was the PRINCIPAL kind of business for this establishment in 1997 (or activity by which your business is known to the trade or public)? Mark (X) only ONE box.

- 070 Motor vehicles and automotive parts and supplies . . . . .  5010
- Furniture and home furnishings . . . . .  5020
- Lumber and other construction materials . . . . .  5030
- Office equipment . . . . .  5044
- Computers, peripheral equipment, and software . . . . .  5045
- Other commercial equipment (Include restaurant and hotel equipment and store machines.) . . . . .  5046
- Medical and hospital equipment . . . . .  5047
- Other professional equipment and supplies - Specify . . . . .  5049
  
- Metals and minerals, except petroleum . . . . .  5050
- Electrical apparatus and equipment, wiring supplies, and construction materials . . . . .  5063
- Electrical appliances, radios, and television sets . . . . .  5064
- Other electronic parts and equipment - Specify . . . . .  5065
  
- Hardware . . . . .  5072
- Plumbing and heating equipment and supplies . . . . .  5074
- Construction and mining machinery . . . . .  5082
- Industrial machinery and equipment . . . . .  5084
- Industrial supplies . . . . .  5085
- Service establishment equipment . . . . .  5087
- Transportation equipment and supplies; farm, garden, and other machinery and equipment - Specify . . . . .  5089
  
- Jewelry and precious stones . . . . .  5094
- Other durable goods - Specify . . . . .  5099
  
- Paper and paper products . . . . .  5110
- Drugs, drug proprietaries, and druggists' sundries . . . . .  5120
- Apparel, piece goods, and notions . . . . .  5130
- Groceries and related products . . . . .  5140
- Chemicals and allied products . . . . .  5160
- Petroleum and petroleum products (Include bulk stations and terminals.) . . . . .  5170
- Beer, wine, and distilled alcoholic beverages . . . . .  5180
- Farm supplies . . . . .  5191
- Books, periodicals, and newspapers . . . . .  5192
- Flowers and florists' supplies . . . . .  5193
- Paint, paint supplies, and wallpaper . . . . .  5198
- Other nondurable goods - Specify . . . . .  5199

**Item 10. TYPE OF OPERATION**

Which of the following best describes the type of operation on which the major portion of your business was conducted in 1997? Mark (X) only ONE box.

- 060  11 Merchant (buying and selling on own account)
- 20  Manufacturers' sales branch or sales office
- 42  Broker, agent, commission merchant
- 77  Other type of operation - Specify

064 \_\_\_\_\_

**Item 11. EMPLOYMENT BY PRINCIPAL ACTIVITY**

What was the approximate number of employees by principal activity during the pay period which included March 12, 1997?

	Number
a. Selling	131
b. Sales support (including office, clerical, warehouse, driver, and maintenance employees)	132
c. Central administrative and auxiliary	133
d. Manufacturing	134
e. Other - Specify	135

HOW TO REPORT PERCENTS

Report percentages as whole numbers

EXAMPLE: Report 38.76% as 39

Percent  
39 %

**Item 12. CLASS OF CUSTOMER**

What was the percentage of 1997 sales (item 5) to each customer class?

	Percent
a. To farmers for farm use	147 %
b. To builders and contractors	149 %
c. To exporters (export sales)	141 %
d. To retailers and repair shops	143 %
e. To wholesale establishments	144 %
f. To household consumers and individual users	148 %
g. To industrial users (manufacturing and mining)	145 %
h. To institutional, commercial, and professional users	146 %
i. To governmental bodies (Federal, Commonwealth, and municipal)	150 %
j. TOTAL (Sum of lines a through i should equal 100%)	100 %

**Item 13. OPERATING EXPENSES**

What were the TOTAL 1997 operating expenses, including payroll, but excluding the cost of goods sold and interest expense?

Mil.	Thou.	Dol.
040		

**Item 14. DOLLAR VOLUME OF BUSINESS**

a. Did this establishment sell merchandise for the account of others on a COMMISSION or BROKERAGE basis in 1997?

- 121  YES - Go to item 14b
- 2  NO - Skip to item 14d

b. What was the gross selling value of business conducted on a commission or brokerage basis for the account of others? (Included in item 5.)

Mil.	Thou.	Dol.
122		

c. What was the dollar volume of commissions or brokerage received on transactions reported in item 14b?

123		
-----	--	--

d. What percentage of the products sold by this establishment (including firms under common ownership or control) did your company manufacture or mine in the United States, Puerto Rico, or U.S. territories?

Percent
124 %

NOTE - If this is the only establishment of this firm, skip to item 15.

e. What was the dollar volume of transfer (billings) to other establishments within your company? (NOT included in item 5.)

Mil.	Thou.	Dol.
125		

**Section B – WHOLESALE (Continued)**

<b>Item 15. INVENTORIES</b>				<b>Item 17. COMMODITY LINES (Continued)</b>			
<b>a. Did you have inventories at the end of 1997?</b>				Commodity lines			
180 <input type="checkbox"/> YES – Go to item 15b <input type="checkbox"/> NO – Skip to item 16				Cen- sus use		Percent of sales	
<b>b. Are inventories of this establishment subject to the last-in, first-out (LIFO) method of valuation?</b>				100		102	
185 <input type="checkbox"/> YES – Complete the remainder of this item <input type="checkbox"/> NO – Skip to item 15c				2320		%	
(1) Amount subject to LIFO costing (gross)				2380		%	
(a) Amount of LIFO reserve				2440		%	
(b) LIFO value for line (1) (net)				3500		%	
(2) Amount not subject to LIFO costing				3800		%	
<b>c. What was the TOTAL value of all inventories for 1997?</b>				3900		%	
<b>NOTE – (LIFO users only) The sum of (1)(a), (1)(b), and (2) should equal item 15c.</b>				4000		%	
<b>Item 16. STORAGE SPACE</b>				General-purpose industrial machinery, equipment, and parts			
<b>Did you have warehouse, stockroom, or other inventory storage space on December 31, 1997?</b>				Industrial valves and fittings			
190 <input type="checkbox"/> YES – Report usable under-roof floor space excluding space occupied by interior walls, permanent aisles, elevator shafts, stairways, offices, shipping platforms, etc. →				Square feet		2380	
<input type="checkbox"/> NO				191		%	
<b>Item 17. COMMODITY LINES</b>				Welding supplies (Exclude gases.)			
<b>What was the estimated percentage of total 1997 sales (item 5) for each commodity line you specify for this establishment?</b>				Drugs, pharmaceuticals, cosmetics, and toiletries			
Commodity lines				Cen- sus use		Percent of sales	
New and used automobiles, motorcycles, buses, campers, and motor homes				100		102	
Automotive parts and supplies (new and rebuilt)				0100		%	
Used automotive parts, accessories, and equipment				0200		%	
Tires and tubes				0300		%	
Household and lawn furniture				0400		%	
Linens, domestics, curtains, and draperies				0520		%	
Lumber: rough, dressed, and finished				0600		%	
Plywood and millwork				0620		%	
Brick, stone, tile, sand, block, cement, and gravel				0700		%	
Office equipment and supplies				0900		%	
Surgical, medical, and hospital supplies				1000		%	
Electrical apparatus and equipment				1400		%	
Electrical appliances, household				1500		%	
Electronic parts and equipment (except communication equipment)				1600		%	
Hardware (Include power hand tools.)				1700		%	
Plumbing and heating equipment and supplies (hydronics)				1800		%	
				4500		%	
				4600		%	
				4700		%	
				4800		%	
				4820		%	
				4830		%	
				4840		%	
				4850		%	
				4860		%	
				4900		%	
				5300		%	
				5330		%	
				5400		%	
				5420		%	
				5600		%	
				5700		%	
				6000		%	
				6100		%	
				Code			
				076		9811	
				1) 077		%	
				2) 078		%	
				3) 078		%	
				9700		%	
				9980		%	
				<b>TOTAL</b>		<b>9990 100 %</b>	
<b>PROCEED TO SECTION H, PAGE 17, AND COMPLETE THE REST OF THE FORM.</b>							

If not shown, please enter your 11-digit Census File Number from the address label on page 1

Census File Number

**Section C – RETAIL**

**Item 18. KIND OF BUSINESS – RETAIL**

What was the PRINCIPAL kind of business for this establishment in 1997 (or activity by which your business is known to the trade or public)? Mark (X) only ONE box.

- Building materials, hardware, garden supply, mobile home** 070
- Lumber and other building material dealer. . . . .  5211
  - Wholesale lumber and other building material dealer. . . . .  5031
  - Retail paint, glass, and wallpaper store. . . . .  5231
  - Wholesale paint, glass, and wallpaper store . . . . .  5198
  - Hardware store . . . . .  5251
  - Retail nursery, lawn, and garden supplies store . . . . .  5261

- General merchandise**
- Department store . . . . .  5311
  - Variety store. . . . .  5331
  - Miscellaneous general merchandise . . . . .  5399

- Food**
- Grocery store . . . . .  5411
  - Supermarket . . . . .  5412
  - Cash and carry . . . . .  5413
  - Meat and fish (seafood) market, freezer provisioners . . . . .  5421
  - Fruit store and vegetable market . . . . .  5431
  - Candy, nut, and confectionery store . . . . .  5441
  - Dairy products store . . . . .  5451
  - Retail bakery . . . . .  5461
  - Other food store – Specify . . . . .  5499

- Automotive dealers and gasoline service stations**
- Motor vehicle dealer – new and used cars . . . . .  5511
  - Motor vehicle dealer – used cars only . . . . .  5521
  - Auto and home supply store. . . . .  5531
  - Gasoline service station . . . . .  5541
  - Boat dealer . . . . .  5551
  - Recreational vehicle dealer . . . . .  5561
  - Miscellaneous automotive and aircraft dealer . . . . .  5599

- Apparel and accessories**
- Men’s and boys’ clothing and furnishings store . . . . .  5611
  - Women’s ready-to-wear store . . . . .  5621
  - Women’s accessory and specialty store . . . . .  5632
  - Children’s and infants’ wear store. . . . .  5641
  - Family clothing store . . . . .  5651
  - Shoe store . . . . .  5661
  - Miscellaneous apparel and accessory store – Specify . . . . .  5699

- Furniture, homefurnishings, and equipment**
- Furniture store . . . . .  5712
  - Floor covering store . . . . .  5713
  - Draperies, curtain, and upholstery store . . . . .  5714
  - Miscellaneous homefurnishings store . . . . .  5719
  - Household appliance store. . . . .  5722
  - Radio, television, and electronics store . . . . .  5731
  - Computer and software store (selling primarily to individual home consumers) . . . . .  5734
  - Record and prerecorded tape store . . . . .  5735
  - Musical instrument store . . . . .  5736

**Item 18. KIND OF BUSINESS – RETAIL (Continued)**

**Eating and drinking places**

- Eating place 070
- Cafeteria. . . . .  5811
  - Restaurant (full menu provided with waiter/waitress service and patrons seated) . . . . .  5812
  - Refreshment place or other eating place providing a limited menu of food items (hamburgers, steak, seafood, chicken, pizza, pancakes, etc.) . . . . .  5814
  - Fast food . . . . .  5815
  - Other – Specify . . . . .  5816

- Eating place with 25 or more guestrooms . . . . .  7015
- Drinking place (bar, cocktail lounge, etc.) . . . . .  5813

**Miscellaneous retail stores**

- Drug and proprietary store . . . . .  5912
- Liquor store . . . . .  5921
- Sporting goods store and bicycle shop . . . . .  5941
- Book store. . . . .  5942
- Stationery store. . . . .  5943
- School supplies store . . . . .  5943
- Jewelry store . . . . .  5944
- Hobby, toy, and game shop . . . . .  5945
- Camera and photographic supply store . . . . .  5946
- Gift, novelty, and souvenir store . . . . .  5947
- Luggage and leather goods store . . . . .  5948
- Sewing, needlework, and piece goods store . . . . .  5949
- Nonstore retailer
  - Mail order (catalog selling) . . . . .  5961
  - Operating merchandise vending machines . . . . .  5962
  - House-to-house or telephone (direct selling) . . . . .  5963
- Fuel dealer . . . . .  5983
- Liquefied petroleum gas dealer . . . . .  5984
- Florist . . . . .  5992
- Cigar store and stand . . . . .  5993
- News dealer and newsstand. . . . .  5994
- Optician’s goods store . . . . .  5995
- Other – Specify . . . . .  5999

**Item 19. UNDER-ROOF FLOOR SPACE**

Did this establishment have any under-roof floor space used as a department, variety, grocery, or drug store in 1997?

- 250 1  YES – TOTAL floor space . . . . .
- 2  NO Under-roof SELLING space . . . . .

Square feet
252
251

**Item 20. FRANCHISE NAME**

Did this establishment use a name authorized by a franchisor in 1997?

- 333 1  YES – Does the franchisor own or operate the establishment? . . . . . 1  YES
- 2  NO . . . . . 2  NO

**Item 21. SHOPPING CENTER**

Is this establishment physically located in a shopping center or mall?

- 390 1  YES
- 2  NO

**Section C – RETAIL (Continued)**

HOW TO REPORT PERCENTS		Report percentages as whole numbers		Percent		Item 23. MERCHANDISE LINES (Continued)		
		EXAMPLE: Report 38.76% as →		39	%	Merchandise line	Cen-sus use	Percent of sales
<b>Item 22. CLASS OF CUSTOMER</b>				Percent				
<b>What was the percentage of total 1997 sales (item 5) by class of customer?</b>				237		Living room, dining room, bedroom furniture (except odd beds, cots, etc.)		
a. General public				%		0344 %		
b. Other				239		All other furniture		
				%		0345 %		
<b>Item 23. MERCHANDISE LINES</b>				Percent of sales				
<b>What was the estimated percentage of total 1997 sales (item 5) for each merchandise line you specify for this establishment?</b>				230		Floor coverings		
				232		Home computer hardware, software, and other calculating equipment and supplies		
Meat, fish, and poultry				0101		0360 %		
Produce (fresh fruits and vegetables)				0102		0370 %		
Frozen foods				0103		0380 %		
Dairy products and related foods				0104		0400 %		
Bakery products, except frozen				0106		0440 %		
All other foods, excluding pet food				0114		0490 %		
Meals, snacks, sandwiches, nonalcoholic beverages generally served for consumption at this establishment				0120		0500 %		
Alcoholic drinks (served at this establishment)				0130		0580 %		
Packaged liquor, wine, and beer				0140		0600 %		
Cigars, cigarettes, tobacco, and smokers' accessories (Exclude sales from vending machines owned by others.)				0150		0620 %		
Prescription drugs from a pharmacist				0161		0640 %		
Nonprescription medicines and vitamins, proprietary and over-the-counter ethical medicines, and other health and beauty aids				0162		0670 %		
Soaps, detergents, and household cleaners				0180		0680 %		
Paper products				0190		0715 %		
Men's and boys' wear				0200		0716 %		
Women's and girls' wear				0220		0717 %		
Women's accessories				0230		0721 %		
Footwear				0260		0725 %		
Sewing, knitting, needlework goods				0270		0726 %		
Curtains, drapes, shades, blinds, slipcovers, towels, sheets, blankets, table linens, etc.				0280		0730 %		
Major household appliances				0300		0740 %		
Small electric appliances				0310		0780 %		
Televisions, video recording devices, video tapes, etc.				0320		All other merchandise		
Audio equipment, musical instruments and supplies				0330		If sales of merchandise on this line exceed 5 percent of total, specify principal lines and estimated percent of sales on next line		
Sleep furniture and equipment				0343		076 1) 9811 %		
						077 2) 9812 %		
						078 3) 9813 %		
						Nonmerchandise receipts from customers		
						9900 %		
						<b>TOTAL</b>		
						9990 <b>100</b> %		

**PROCEED TO SECTION H, PAGE 17, AND COMPLETE THE REST OF THE FORM.**

If not shown, please enter your 11-digit Census File Number from the address label on page 1

Census File Number

**Section D – SERVICES**

**Item 24. KIND OF BUSINESS – SERVICES**

What was the PRINCIPAL kind of business for this establishment in 1997 (or activity by which your business is known to the trade or public)? Mark (X) only ONE box.

- Travel agencies and other passenger transportation services** 070
- Travel agency . . . . .  4724
  - Tour operator . . . . .  4725
  - Other services in arranging passenger transportation. . . . .  4729

- Personal services**
- Power laundry, family and commercial . . . . .  7211
  - Garment pressing and cleaner's agents . . . . .  7212
  - Linen supply . . . . .  7213
  - Coin-operated laundry and cleaning . . . . .  7215
  - Dry cleaning plant, except rug. . . . .  7216
  - Carpet and upholstery cleaning . . . . .  7217
  - Industrial launderers . . . . .  7218
  - Other laundry and garment services including hand laundry – *Specify* . . . . .  7219

- 
- Photographic studios, portrait . . . . .  7221
  - Beauty shop. . . . .  7231
  - Barber shop. . . . .  7241
  - Shoe repair and shoeshine parlors . . . . .  7251
  - Funeral service and crematory . . . . .  7261
  - Tax return preparation services . . . . .  7291
  - Other personal services – *Specify* . . . . .  7299

- Business services**
- Advertising agency . . . . .  7311
  - Outdoor advertising services . . . . .  7312
  - Radio, television, and publishers' advertising representatives . . . . .  7313
  - Other advertising services (except agencies) – *Specify* . . . . .  7319

- 
- Adjustment and collection services . . . . .  7322
  - Mercantile credit reporting agency . . . . .  7323
  - Direct mail advertising services . . . . .  7331
  - Photocopying and duplicating services . . . . .  7334
  - Commercial photography . . . . .  7335
  - Commercial art and graphic design . . . . .  7336
  - Secretarial and court reporting services . . . . .  7338
  - Disinfecting and exterminating services . . . . .  7342
  - Cleaning and maintenance services. . . . .  7349
  - Medical equipment rental and leasing . . . . .  7352
  - Heavy construction and earthmoving equipment, rental and leasing. . . . .  7353
  - Other equipment rental and leasing (except computers or automotive) . . . . .  7359
  - Employment agency . . . . .  7361
  - Temporary help supply services . . . . .  7363
  - Computer programming services . . . . .  7371
  - Prepackaged software . . . . .  7372
  - Computer integrated systems design . . . . .  7373

**Item 24. KIND OF BUSINESS – SERVICES (Continued)**

- Business services (Continued)** 070
- Data processing services. . . . .  7374
  - Information retrieval services . . . . .  7375
  - Computer facilities management services . . . . .  7376
  - Computer rental and leasing . . . . .  7377
  - Computer maintenance and repair . . . . .  7378
  - Computer related services . . . . .  7379
  - Detective, guard, and armored car services . . . . .  7381
  - Security systems services . . . . .  7382
  - News syndicates . . . . .  7383
  - Photofinishing laboratory . . . . .  7384
  - Other business services – *Specify* . . . . .  7389

- Automobile repair and services**
- Truck rental and leasing, without driver . . . . .  7513
  - Passenger car rental . . . . .  7514
  - Passenger car leasing . . . . .  7515
  - Utility trailer and recreational vehicle rental . . . . .  7519
  - Automobile parking . . . . .  7521
  - Top, body, and upholstery repair and painting shop . . . . .  7532
  - Auto exhaust systems repair shop . . . . .  7533
  - Tire retreading and repair shop . . . . .  7534
  - Automotive glass replacement shop . . . . .  7536
  - Automotive transmission repair shop. . . . .  7537
  - General automotive repair shop. . . . .  7538
  - Other automotive repair shop – *Specify* . . . . .  7539

- 
- Carwash . . . . .  7542
  - Other automotive services – *Specify* . . . . .  7549

- Miscellaneous repair services**
- Radio and television repair . . . . .  7622
  - Refrigeration and air conditioning service and repair shop. . . . .  7623
  - Electrical and electronic repair shop (except computer repair). . . . .  7629
  - Watch, clock, and jewelry repair. . . . .  7631
  - Reupholstery and furniture repair. . . . .  7641
  - Welding repair . . . . .  7692
  - Armature rewinding shop . . . . .  7694
  - Other repair services, including sewer and septic tank cleaning services – *Specify* . . . . .  7699

- Motion pictures**
- Motion picture and video production . . . . .  7812
  - Services allied to motion pictures. . . . .  7819
  - Motion picture and tape distribution . . . . .  7822
  - Motion picture distribution services. . . . .  7829
  - Theatres, except drive-in. . . . .  7832
  - Video tape rental . . . . .  7841

**Section D – SERVICES (Continued)**

**Item 24. KIND OF BUSINESS – SERVICES (Continued)**

**Amusement and recreation services, except motion pictures**

- 070
- Dance studios, schools, and halls . . . . .  7911
  - Theatrical producers and services. . . . .  7922
  - Bands, orchestras, actors, and other entertainers and entertainment groups . . . . .  7929
  - Bowling center . . . . .  7933
  - Commercial sports clubs, managers, and sports promoters . . . . .  7941
  - Racing, including track operation . . . . .  7948
  - Physical fitness facility . . . . .  7991
  - Public golf course. . . . .  7992
  - Coin-operated amusement devices . . . . .  7993
  - Lottery agency (except horserace) . . . . .  7994
  - Horserace betting agency . . . . .  7995
  - Amusement parks . . . . .  7996
  - Membership sports and recreation club . . . . .  7997
  - Cockfight arena . . . . .  7998
  - Other amusement and recreation services – *Specify* . . . . .  7999

**Medical and dental laboratories**

- Dental laboratory . . . . .  8072
- Other dental and medical services – *Specify* . . . . .  8021

**Legal services**

- Legal services. . . . .  8111
- Legal aid society (or other nonprofit legal services) – *Specify* . . . . .  9002

**Museums, art galleries, and botanical and zoological gardens**

- Museums and art galleries. . . . .  8412
- Botanical and zoological gardens . . . . .  8422

**Engineering, architectural, land surveying, research, management, and related services**

- Engineering services . . . . .  8711
  - Architectural services . . . . .  8712
  - Surveying services . . . . .  8713
  - Commercial, physical, and biological research. . . . .  8731
  - Commercial, economic, sociological, and educational nonphysical research. . . . .  8732
  - Commercial testing laboratory . . . . .  8734
  - Management services . . . . .  8741
  - Management consulting services . . . . .  8742
  - Public relations services . . . . .  8743
  - Facilities support management services . . . . .  8744
  - Other business consulting services – *Specify* . . . . .  8748
- Other kind of services – *Specify* . . . . .  8999

**HOW TO REPORT PERCENTS**

Report percentages as whole numbers

**EXAMPLE:** Report 38.76% as →

Percent

**39** %

**Item 25. MERCHANDISE SALES**

**a. Did this establishment sell any merchandise over-the-counter or separate from services provided in 1997?**

- 371 1  YES – Complete b below
- 2  NO – Skip to item 26

**b. What was the estimated percentage of total 1997 receipts (item 5) from the sale of such merchandise? If more than 50 percent, describe the type of merchandise sold in the REMARKS section below.**

Percent
372
%

**Item 26. SHOPPING CENTER**

**Is this establishment physically located in a shopping center or mall?**

- 390 1  YES
- 2  NO

REMARKS

**PROCEED TO SECTION H, PAGE 17, AND COMPLETE THE REST OF THE FORM.**

If not shown, please enter your 11-digit Census File Number from the address label on page 1

Census File Number

**Section E – HOTELS, MOTELS, AND OTHER LODGING PLACES**

**Item 27. KIND OF BUSINESS – HOTELS, MOTELS, AND OTHER LODGING PLACES**

What was the **PRINCIPAL** kind of business for this establishment in 1997 (or activity by which your business is known to the trade or public)? Mark (X) only ONE box.

**Hotels, motels, and guest houses**

- Hotel with 100 or more guestrooms . . . . .  7011
- Hotel with 25 to 99 guestrooms . . . . .  7012
- Hotel with less than 25 guestrooms. . . . .  7013
- Recreational hotel (tourist villas and paradores) . . . . .  7014
- Motel . . . . .  7015
- Guest houses . . . . .  7016
- Organizational hotel or lodging house, with rooms open to the general public. . . . .  7041

**Other lodging places**

- Sporting and recreational camps – *Specify* . . .  7032
- Trailer parks and campsites (transients) . . . . .  7033
- Residential mobile home park. . . . .  6515
- Children’s day camp . . . . .  7999

Skip to section H, page 17

**Other kinds of activity or operation**

- Restaurant, including –
- Hotel with 100 or more guestrooms . . . . .  7018
- Hotel with 25 to 99 guestrooms . . . . .  7019
- Motel with 25 or more guestrooms . . . . .  7015
- Less than 25 guestrooms . . . . .  5812
- Other kind of activity – *Specify* . . . . .  7099

<b>HOW TO REPORT PERCENTS</b>	Report percentages as whole numbers	Percent
	<b>EXAMPLE:</b> Report 38.76% as $\longrightarrow$	<b>39</b> %

**Item 28. SOURCES OF RECEIPTS**

Receipts must be reported as percentages of total 1997 receipts (item 5).

Exclude occupancy or other taxes collected from customers.

**a. Receipts from customers**

What was the estimated percentage of 1997 sales and receipts from customers for the following? (DO NOT include receipts from coin-operated machines maintained by others.)

	Census use	Percent
(1) Guestroom or unit rentals (If meals are included as a room package, estimate the percentage for meals on line a(3).)	400	402 %
(2) Receipts from casino operations	0010	%
(3) Sales of meals and nonalcoholic beverages	0040	%
(4) Sales of alcoholic beverages for consumption on premises	0120	%
(5) Sales of packaged liquor, wine, or beer	0130	%
(6) Sales of other merchandise	0140	%
(7) All other receipts from customers (Include ballrooms, convention halls, laundry, valet, and other services.)	9800	%
<b>(8) TOTAL</b> (Sum of lines (1) through (7) should equal 100%)	<b>9990</b>	<b>100</b> %

**b. Receipts from other sources**

Were any receipts OTHER than from customers received by this establishment in its business operation? (Include rental and commission receipts from operators of leased departments, concessions and stores, and coin-operated machines.)

378 1  YES – What was the amount?  $\longrightarrow$

Mil.	Thou.	Dol.
379		

2  NO

**Item 29. NUMBER AND TYPE OF ACCOMMODATIONS**

**a. What was the number of rooms, units, or quarters primarily rented as transient as of December 31, 1997?** The number of guestrooms, units, or quarters consists of the number which can be rented as single units. Suites of rooms which cannot be subdivided should be counted as a single unit.

Number as of December 31, 1997
381

**b. Were more than half of guestroom or unit rental receipts in 1997 from transient guests?**

- 383 1  YES
- 2  NO

**Item 30. PUERTO RICO TOURIST ENCOURAGEMENT LAW**

Did this establishment operate under the Puerto Rico Tourist Encouragement Law in 1997?

- 385 1  YES
- 2  NO

**PROCEED TO SECTION H, PAGE 17, AND COMPLETE THE REST OF THE FORM.**

**Section F – MANUFACTURES**

**Item 31. KIND OF ACTIVITY – MANUFACTURES**

What was the PRINCIPAL kind of manufacturing activity for this establishment in 1997 (or activity by which the establishment is known to the trade or public)? Mark (X) only ONE box.

- Food and kindred products** 070
- Meat packing plants . . . . .  2011
  - Sausages and other prepared meat products from purchased materials . . . . .  2013
  - Poultry slaughtering and processing . . . . .  2015
  - Cheese natural and processed . . . . .  2022
  - Ice cream and frozen desserts, except frozen bakery products . . . . .  2024
  - Fluid milk and cream . . . . .  2026
  - Other dairy products – *Specify* . . . . .  2029

- 
- Canned specialties, such as baby food and soups, except seafood . . . . .  2032
  - Canned fruits, vegetables, preserves, jams, and jellies . . . . .  2033
  - Frozen and preserved foods – *Specify* . . . . .  2038

- 
- Prepared feed and feed ingredients for animals and fowls, except dogs and cats . . . . .  2048
  - Other grain mill products – *Specify* . . . . .  2049

- 
- Bread and other bakery products . . . . .  2051
  - Cookies and crackers . . . . .  2052
  - Frozen bakery products, except bread . . . . .  2053
  - Candy and other confections, including chocolate candy . . . . .  2064
  - Other sugar products, peanuts, and nuts – *Specify* . . . . .  2069

- 
- Edible fats and oils – *Specify* . . . . .  2079

- 
- Distilled and blended liquors . . . . .  2085
  - Bottled and canned soft drinks . . . . .  2086
  - Flavoring extracts and syrups . . . . .  2087
  - Other beverages – *Specify* . . . . .  2089

- 
- Canned and cured fish and seafoods . . . . .  2091
  - Roasted coffee, coffee concentrates, and extracts . . . . .  2095
  - Manufactured ice . . . . .  2097
  - Other food preparations and kindred products – *Specify* . . . . .  2099

- Tobacco products**
- Cigars . . . . .  2121
  - Other tobacco products – *Specify* . . . . .  2129

- Textile mill products**
- Knit outerwear mills, such as sweaters and sweat shirts . . . . .  2253
  - Fabrics, carpets, yarn and thread, and other textile mill products – *Specify* . . . . .  2299

**Item 31. KIND OF ACTIVITY – MANUFACTURES (Continued)**

- Apparel and other finished products made from fabrics and similar materials** 070
- Men’s and boys’ suits and coats . . . . .  2311
  - Men’s and boys’ shirts . . . . .  2321
  - Men’s and boys’ underwear and nightwear . . . . .  2322
  - Men’s and boys’ trousers and slacks . . . . .  2325
  - Men’s and boys’ work clothing . . . . .  2326
  - Other men’s and boys’ clothing and furnishings – *Specify* . . . . .  2329

- 
- Women’s and misses’ blouses and shirts . . . . .  2331
  - Women’s, misses’, and juniors’ dresses . . . . .  2335
  - Other women’s, misses’, and juniors’ outerwear – *Specify* . . . . .  2339

- 
- Women’s and children’s underwear and nightwear . . . . .  2341
  - Bras, girdles, and allied garments . . . . .  2342
  - Girls’ and children’s dresses and blouses . . . . .  2361
  - Other girls’ and children’s outerwear . . . . .  2369
  - Curtains and draperies . . . . .  2391
  - Homefurnishings . . . . .  2392
  - Pleating and stitching . . . . .  2395
  - Automotive and apparel trimming . . . . .  2396
  - Other apparel and finished products – *Specify* . . . . .  2399

- Lumber and wood products, except furniture**
- Sawmills, flooring mills, and other special products sawmills – *Specify* . . . . .  2429

- 
- Wood millwork covered with metal and plastic materials . . . . .  2431
  - Wood kitchen cabinets and bathroom vanities . . . . .  2434
  - Hardwood and softwood veneer and plywood, and other structural wood members – *Specify* . . . . .  2439

- 
- Wood or wood and metal combination pallets and skids . . . . .  2448
  - Other wood containers – *Specify* . . . . .  2449

- 
- Wood preserving . . . . .  2491
  - Other wood products – *Specify* . . . . .  2499

- Furniture and fixtures**
- Wood household furniture, except upholstered . . . . .  2511
  - Wood household furniture, upholstered . . . . .  2512
  - Metal household furniture . . . . .  2514
  - Mattresses, foundations, and convertible beds . . . . .  2515
  - Other household furniture – *Specify* . . . . .  2519

- 
- Wood office furniture and other office furniture – *Specify* . . . . .  2529

- 
- Public building and related furniture . . . . .  2531
  - Wood shelving, lockers, and store fixtures . . . . .  2541
  - Office and store fixtures, except wood . . . . .  2542
  - Drapery hardware and window blinds and shades . . . . .  2591
  - Other furniture and fixtures – *Specify* . . . . .  2599



If not shown, please enter your 11-digit Census File Number from the address label on page 1

Census File Number

### Section F – MANUFACTURES (Continued)

#### Item 31. KIND OF ACTIVITY – MANUFACTURES (Continued)

##### Paper and allied products

070

- Paper mills . . . . .  2621
- Paperboard mills . . . . .  2631
- Setup paperboard boxes . . . . .  2652
- Corrugated and solid fiber boxes . . . . .  2653
- Folding paperboard boxes . . . . .  2657
- Other paperboard containers and boxes – *Specify* . . . . .  2659

- 
- Plastics, foil, and coated paper bags . . . . .  2673
  - Other paper and allied products – *Specify* . . . . .  2679

##### Printing, publishing, and allied industries

- Newspapers: publishing, or publishing and printing . . . . .  2711
- Periodicals: publishing, or publishing and printing . . . . .  2721
- Books and pamphlets: publishing, or publishing and printing . . . . .  2731
- Miscellaneous publishing activities . . . . .  2741
- Commercial printing, lithographic . . . . .  2752
- Commercial printing, gravure . . . . .  2754
- Other commercial printing . . . . .  2759
- Manifold business forms . . . . .  2761
- Other printing and publishing – *Specify* . . . . .  2799

##### Chemicals and allied products

- Industrial gases and other inorganic chemicals – *Specify* . . . . .  2819
- 
- Plastic materials and resins . . . . .  2821
  - Other synthetics and manmade fibers, except glass – *Specify* . . . . .  2829
- 
- Medicinal chemicals and botanical products . . . . .  2833
  - Pharmaceutical preparations for human or veterinary use . . . . .  2834
  - Diagnostic substances . . . . .  2835
  - Soap and other detergents . . . . .  2841
  - Polishes and sanitation goods preparations . . . . .  2842
  - Surface active agents . . . . .  2843
  - Perfumes, cosmetics, and other toilet preparations . . . . .  2844
  - Paints and related products . . . . .  2851
  - Adhesives and sealants . . . . .  2891
  - Other chemicals and chemical preparations – *Specify* . . . . .  2899

##### Petroleum refining and related industries

- Petroleum refining, including gasoline and oil . . . . .  2911
- Asphalt paving mixtures and blocks . . . . .  2951
- Other petroleum and coal products – *Specify* . . . . .  2999

#### Item 31. KIND OF ACTIVITY – MANUFACTURES (Continued)

##### Rubber and miscellaneous plastics products

070

- Laminated plastics plate and sheet . . . . .  3083
- Plastics bottles . . . . .  3085
- Other rubber and plastics products – *Specify* . . . . .  3089

##### Leather and leather products

- Men's footwear, except athletic . . . . .  3143
- Women's handbags and purses . . . . .  3171
- Personal leather goods, except women's handbags and purses . . . . .  3172
- Other leather and leather products – *Specify* . . . . .  3199

##### Stone, clay, glass, and concrete products

- Glass products made of purchased glass . . . . .  3231
- Concrete block and brick . . . . .  3271
- Concrete products, except block and brick . . . . .  3272
- Ready-mixed concrete . . . . .  3273
- Cut stone and stone products . . . . .  3281
- Other products made of glass, hydraulic cement, clay, pottery, gypsum, lime, abrasive, asbestos, and nonmetallic mineral products – *Specify* . . . . .  3299

##### Primary metal industries

- Steel wiredrawing and steel nails and spikes . . . . .  3315
- Iron and steel foundries, nonferrous metals, and other primary metal industries products – *Specify* . . . . .  3399

##### Fabricated metal products

- Metal cans . . . . .  3411
  - Heating equipment, except electric . . . . .  3433
  - Fabricated structural metal . . . . .  3441
  - Metal doors, sash, and trim . . . . .  3442
  - Fabricated plate work (boiler shop) . . . . .  3443
  - Sheet metal work . . . . .  3444
  - Architectural and ornamental metal work . . . . .  3446
  - Other structural metal work – *Specify* . . . . .  3449
- 
- Screw machine products . . . . .  3451
  - Bolts, nuts, screws, rivets, and washers . . . . .  3452
  - Other metal stampings – *Specify* . . . . .  3469

- 
- Plating and polishing of metals . . . . .  3471
  - Miscellaneous fabricated wire products . . . . .  3496
  - Other fabricated metal products – *Specify* . . . . .  3499

##### Industrial and commercial machinery and computer equipment

- Special dies, tools, jigs, and fixtures . . . . .  3544
- Other metalworking machinery and equipment – *Specify* . . . . .  3549

- 
- Electronic computers . . . . .  3571

## Section F – MANUFACTURES (Continued)

### Item 31. KIND OF ACTIVITY – MANUFACTURES (Continued)

#### Industrial and commercial machinery and computer equipment (Continued)

- Computer peripheral equipment, including printers, plotters, and graphic displays . . . . .  3577 070
- Other office equipment including calculators, terminals, and computer storage devices – *Specify* . . . . .  3579
- 
- Refrigeration (air-conditioning) and heating equipment. . .  3585
- Other industrial and commercial machinery and computer equipment– *Specify* . . . . .  3599

#### Electronic and electrical equipment and components, except computer equipment

- Power, distribution, and specialty transformers . . . . .  3612
- Switchgear and switchboard apparatus . . . . .  3613
- Other electrical industrial apparatus – *Specify* . . . . .  3629
- 
- Household appliances – *Specify* . . . . .  3639
- 
- Current-carrying wiring devices . . . . .  3643
- Other electric lighting and wiring equipment – *Specify* . . .  3648
- 
- Telephone and telegraph apparatus . . . . .  3661
- Radio, TV, and other communication equipment – *Specify* . . . . .  3669
- 
- Printed circuit boards. . . . .  3672
- Electronic coils, transformers, and inductors. . . . .  3677
- Other electronic and electrical equipment and components – *Specify* . . . . .  3679

#### Transportation equipment

- Motor vehicle parts and accessories . . . . .  3714
- Motor vehicles and motor vehicle equipment – *Specify* . . .  3719
- 
- Boat building and repairing . . . . .  3732
- Aircraft, ship, and other transportation; parts, equipment, and repairing – *Specify* . . . . .  3799

#### Measuring, analyzing, and controlling instruments; photographic, medical and optical goods; watches and clocks

- Instruments to measure electricity . . . . .  3825
- Surgical, medical, and veterinary instruments and apparatus. . . . .  3841
- Orthopedic, prosthetic, and surgical appliances and supplies . . . . .  3842
- Dental equipment and supplies; radiographic, irradiation, electromedical, and electrotherapeutic apparatus – *Specify* . . . . .  3849
- 
- Ophthalmic goods (contact lenses, eyeglasses, and sunglasses) . . . . .  3851
- Other measuring, analyzing and controlling instruments; photographic and optical goods; watches and clocks – *Specify* . . . . .  3879

### Item 31. KIND OF ACTIVITY – MANUFACTURES (Continued)

#### Miscellaneous manufacturing industries

- 070
- Jewelry, precious metal . . . . .  3911
- Silverware and plated ware . . . . .  3914
- Jewelers' materials and lapidary work . . . . .  3915
- Costume jewelry and costume novelties . . . . .  3961
- Fasteners, buttons, needles, and pins. . . . .  3965
- Signs and advertising specialties . . . . .  3993
- Other manufacturing industries – *Specify* . . . . .  3999

### Item 32. SHIPMENTS AND OTHER RECEIPTS

	Mil.	Thou.	Dol.
<b>a. What was the total VALUE OF SHIPMENTS for products made in this establishment in 1997?</b> (Include interplant transfers.)	601		
<b>b. What were the receipts for CONTRACT WORK performed for others on their materials?</b> (Describe products worked on and kind of work.)	602		
<b>c. What were the MISCELLANEOUS RECEIPTS for –</b>	603		
(1) Sales of scrap and refuse?			
(2) Other miscellaneous receipts (including receipts for repair work, etc.)?	604		
<b>d. What were the receipts for RESALES, i.e., sales of products bought and sold without further manufacture, processing, or assembly in this establishment?</b>	605		

### Item 33. EMPLOYMENT AND HOURS WORKED

		Number of employees
<b>a. How many PRODUCTION WORKERS were employed in 1997 during the pay period including the 12th of the month for the months shown?</b> (Include permanent or temporary, full- or part-time.)	(1) March	610
	(2) May	611
	(3) August	612
	(4) November	613
	<b>b. How many other employees were employed during the pay period including March 12?</b>	
<b>c. How many hours were worked by PRODUCTION WORKERS by quarter?</b>	(1) January through March	616
	(2) April through June	617
	(3) July through September	618
	(4) October through December	619
	(5) TOTAL hours worked (Sum of lines (1) through (4))	

If not shown, please enter your 11-digit Census File Number from the address label on page 1

Census File Number

**Section F – MANUFACTURES (Continued)**

**Item 34. PAYROLL**

What was the annual payroll, before deductions, for this establishment for the entire calendar year 1997?

	Mil.	Thou.	Dol.
a. Production workers	625		
b. All other employees	626		

**Item 35. SELECTED COSTS**

What was the cost to this establishment in 1997 for materials and services used?

	Mil.	Thou.	Dol.
a. Electricity	630		
b. Fuels consumed for heat or power	631		
c. Contract labor for production	632		
d. Contract work and nonproduction labor done for you by others	633		
e. Products bought and resold in the same condition	634		
f. Materials, parts, components, containers, etc.	635		

**Item 36. INVENTORIES**

a. Did you have inventories at the end of 1996 or 1997?

- 636 1  YES – Go to item 36b  
2  NO – Skip to item 37

b. Are inventories of this establishment subject to the last-in, first-out (LIFO) method of valuation?

- 637 1  YES – Complete the remainder of this item  
2  NO – Skip to item 36c

	END OF 1997			END OF 1996		
	Mil.	Thou.	Dol.	Mil.	Thou.	Dol.
(1) Amount subject to LIFO costing (gross)	638			639		
(a) Amount of LIFO reserve	640			641		
(b) LIFO value for line (1) (net)	642			643		
(2) Amount not subject to LIFO costing	644			645		

c. What was the TOTAL value of all inventories at the end of 1996 and 1997?

	END OF 1997			END OF 1996		
	Mil.	Thou.	Dol.	Mil.	Thou.	Dol.
(1) Materials, supplies, etc.	646			647		
(2) Work-in-process	648			649		
(3) Finished goods	650			651		
(4) TOTAL inventories (Sum of lines (1) through (3))	652			653		

NOTE – (LIFO users only) The sum of b(1)(a), b(1)(b), and b(2) should equal line c(4).

**Item 37. CAPITAL EXPENDITURES**

a. What were the capital expenditures for USED buildings and machinery in 1997 (excluding land)? (New capital expenditures should NOT be included in item 37a, but should be reported below in item 37b.)

Mil.	Thou.	Dol.
655		

**Item 37. CAPITAL EXPENDITURES (Continued)**

b. What were the capital expenditures for NEW buildings and machinery?

(1) Buildings and other structures (Exclude land.)

(2) Machinery and equipment

Mil.	Thou.	Dol.
656		
657		

**Item 38. VALUE OF PRODUCTS SHIPPED AND CONTRACT WORK PERFORMED BY CUSTOMER LOCATION**

What was the total dollar value of products made and contract work performed in 1997 for each of the following customer locations?

Customer location (1)	Value of products shipped (2)			Value of contract work (3)		
	Mil.	Thou.	Dol.	Mil.	Thou.	Dol.
a. U.S. and territories (Do not include Puerto Rico and the Virgin Islands.)	659			660		
b. Virgin Islands	661			662		
c. Central America, South America, and Caribbean Zone (Do not include the Virgin Islands.)	663			664		
d. Other foreign places	665			666		
e. Puerto Rico – Complete lines f through l below	667			668		

If you reported on line e, columns (2) and (3): What was the distribution of shipments or contract work for customers located in Puerto Rico? (Sum of lines f through l should equal the entries for line e above.)

Class of customer (1)	Value of products shipped (2)			Value of contract work (3)		
	Mil.	Thou.	Dol.	Mil.	Thou.	Dol.
f. Wholesalers	670			671		
g. Retailers	672			673		
h. Household consumers	674			675		
i. Commonwealth government	676			677		
j. Construction companies	678			679		
k. Other manufacturing establishments	680			681		
l. Other customers	682			683		

**Item 39. SPECIAL INQUIRY**

If "Corporation" was marked in item 4: Which of the following best describes this establishment at the end of 1997? Mark (X) only ONE box.

- 685 1  Domestic corporation  
2  Nondomestic corporation under section 936  
3  Nondomestic corporation under section 30A  
4  Other nondomestic corporation

**PROCEED TO SECTION H, PAGE 17, AND COMPLETE THE REST OF THE FORM.**

## Section G – CONSTRUCTION

**Item 40. KIND OF ACTIVITY – CONSTRUCTION**  
**a. Describe the PRINCIPAL kind of construction activity this establishment engaged in during 1997.**

**HOW TO REPORT PERCENTS**

Report percentages as whole numbers  
**EXAMPLE:** Report 38.76% as  $\rightarrow$

Percent
<b>39</b> %

**b. What was the estimated percentage of the TOTAL DOLLAR VALUE OF BUSINESS DONE in 1997 (item 5) for each of the following activities?**

**Construction activities**

	Percent
Building construction on land owned by others – general contractor	703 %
Building construction on land owned by you	704 %
Construction of highways, streets, parking lots, airport runways, and work related to highway and street construction	705 %
Heavy construction such as bridges, tunnels, water, sewer, and other utility lines	706 %
Other heavy construction such as petrochemical and industrial complex power plant	707 %
Subdividing and preparing your own land for sale	708 %
Subdividing and preparing your own land for rent or lease	709 %
Subdividing and preparing land owned by others	710 %

**NOTE** – General contractors who did any of the following special trades as part of a general contract should NOT fill out these boxes; but if work was done in 1997 as a Special Trade Contractor, fill out the boxes that apply.

	Percent
Plastering, drywall, acoustical, and insulation work	711 %
Plumbing, heating, and air-conditioning	712 %
Roofing, siding, and sheet metal work	713 %
Carpentry work	714 %
Concrete work	715 %
Electrical work	716 %
Installation or erection of building equipment	717 %
Excavation work	718 %
Floor laying and other floor work	719 %
Glass and glazing work	720 %
Masonry, stone setting, and other stonework	721 %
Painting and paper hanging	722 %
Structural steel erection	723 %

**Item 40. KIND OF ACTIVITY – CONSTRUCTION (Continued)**

**Construction activities (Continued)**

	Percent
Swimming pool contractor	724 %
Terrazo, tile, marble, and mosaic work	725 %
Water well drilling	726 %
Wrecking and demolition work	727 %
Other types of contracting – <i>Specify kind</i>	728 %
	729 %
	730 %

**Activities other than construction**

Architectural and engineering services	731 %
Rental of construction machinery and equipment	732 %
Retail trade – <i>Specify kind</i>	733 %
	734 %
Sale of land	735 %
Wholesale trade, manufacturing, and transportation	736 %
Construction management	737 %
Other business activities – <i>Specify kinds</i>	738 %
	739 %

**TOTAL** **100** %

If not shown, please enter your 11-digit Census File Number from the address label on page 1

Census File Number

**Section G – CONSTRUCTION (Continued)**

**Item 41. DOLLAR VALUE OF BUSINESS**

Mil.	Thou.	Dol.
741		

a. What was the dollar value of all construction work done in 1997? →

INCLUDE –

- New construction
- Additions and alterations, or reconstruction
- Special trades contracting work
- Maintenance and repair work
- Land development and improvement
- Buildings and other structures built for sale, excluding the value of the land
- Installation and service of equipment
- Construction work on own account

b. What were your receipts from kinds of business other than those reported above in 1997? →

Mil.	Thou.	Dol.
742		

INCLUDE –

- Architectural and engineering services
- Rental of machinery and equipment
- Sale of land
- Retail trade
- Other services

**Item 42. TYPES OF CONSTRUCTION**

What was the estimated percentage of the amount you reported in item 41a (the dollar value of construction work done in 1997) for each of the types of construction listed below? (For each entry in column (a), show the percentage of new construction (include additions and alterations) in column (b) and the percentage of maintenance and repair work in column (c).)

**NOTE –** Column (b) + column (c) = column (a).

Type of construction	Percent of construction work done (a)	Breakdown of column (a)	
		New construction (b)	Maintenance and repair work (c)
<b>BUILDING CONSTRUCTION</b>	744	746	748
Single family houses (detached, attached, and townhouses)	%	%	%
Apartment buildings and other residential buildings	%	%	%
Industrial buildings and warehouses	%	%	%
Commercial buildings (banks, offices, stores, restaurants, public garages, automobile service stations, and recreational buildings)	%	%	%
Other nonresidential buildings – Specify	768	770	772
	%	%	%
<b>NONBUILDING CONSTRUCTION</b>	774	776	778
Highways, streets, and related work	%	%	%
Bridges, tunnels, and elevated highways	%	%	%
Water, sewer, pipeline, communication transmission lines, and power lines	786	788	790
Other nonbuilding construction – Specify	792	794	796
	%	%	%
<b>TOTAL</b> value of construction work done (Sum of column (b) + column (c) should equal 100%)	<b>100</b> %	798	800

**Item 43. EMPLOYMENT AND HOURS WORKED**

a. How many CONSTRUCTION WORKERS were employed in 1997 during the pay period including the 12th of the month for the months shown?

(Include permanent or temporary, full- or part-time.)

(1) March

Number of employees
825

(2) May

826
-----

(3) August

827
-----

(4) November

828
-----

b. How many other employees were employed during the pay period including March 12?

829
-----

c. How many hours were worked by CONSTRUCTION WORKERS by quarter?

Hours worked
830

(1) January through March

831
-----

(2) April through June

832
-----

(3) July through September

833
-----

(4) October through December

834
-----

(5) TOTAL hours worked (Sum of lines (1) through (4))

**Item 44. PAYROLL**

What was the annual payroll, before deductions, for this establishment in 1997?

	Mil.	Thou.	Dol.
	835		
a. Construction workers			
	836		
b. All other employees			

**Item 45. CONSTRUCTION WORK SUBCONTRACTED OUT**

What was the cost to this establishment in 1997 for construction work subcontracted out to other construction contractors? (Include construction work done by manufacturing firms and value of materials sold to subcontractors.)

Mil.	Thou.	Dol.
837		

**Section G – CONSTRUCTION (Continued)**

Item 46. SELECTED COSTS	Mil.	Thou.	Dol.
	<b>What was the cost to this establishment in 1997 for materials and services used?</b>	838	
a. Electricity			
b. Gasoline, diesel fuel, and gasohol	839		
c. Other fuels for heat or power such as natural gas and lubricants, oils, and greases.	840		
d. Communication and repairs to machinery, equipment, buildings, and other structures	841		
e. Rental or lease of construction machinery and equipment, transportation equipment, buildings and other structures, office equipment, and fixtures (Do not include payments for subcontract work.)	842		
f. Materials, components, and supplies	843		

Item 47. WORK FOR OTHER CONTRACTORS OR BUILDERS	Percent
<b>Did this establishment do any work for other contractors or builders in 1997?</b>	854
853 <input type="checkbox"/> YES – Estimate the percentage of the dollar value of construction work done in 1997 (item 41a) accounted for by such work.	
<input type="checkbox"/> NO	

Item 48. OWNERSHIP OF CONSTRUCTION PROJECTS	Percent
<b>What was the percentage of the dollar value of construction work done (item 41a) on government-owned projects and on privately-owned projects in 1997?</b>	855
a. Government-owned construction (Federal, Commonwealth, municipal)	
b. Privately-owned construction	856
c. <b>TOTAL</b> value of construction work done in 1997 (item 41a)	<b>100</b> %

Item 49. ASSETS, CAPITAL EXPENDITURES, AND DEPRECIATION	Buildings, job-site trailers, additions, and related facilities, excluding land (1)			Machinery, equipment, and vehicles (2)		
	Mil.	Thou.	Dol.	Mil.	Thou.	Dol.
	a. <b>What was the GROSS value of depreciable assets (usually original cost) at the BEGINNING of 1997?</b>	857			858	
b. <b>What were the capital expenditures for NEW automobiles, trucks, etc. (intended primarily for highway use) during 1997?</b>				859		
c. <b>What were the capital expenditures for NEW buildings, machinery, and job-site vehicles during 1997?</b>	860			861		
d. <b>What were the capital expenditures for USED buildings and machinery during 1997?</b> (Include used automobiles, trucks, etc.)	862			863		
e. <b>What was the GROSS value of depreciable assets sold, retired, scrapped, etc. in 1997?</b>	864			865		
f. <b>What was the GROSS value of depreciable assets at the END of 1997?</b> (Sum of a + b + c + d – e)	866			867		
g. <b>What were the depreciation charges for 1997?</b>	868			869		

**PROCEED TO SECTION H, PAGE 17, AND COMPLETE THE REST OF THE FORM.**

If not shown, please enter your 11-digit Census File Number from the address label on page 1

Census File Number

**Section H - ALL ESTABLISHMENTS**

**Item 50. OWNERSHIP, CONTROL, AND LOCATIONS OF OPERATION**

**NOTE** - Answer this item only if your Census File Number (CFN), shown in the label of this report form, begins with zero. If the CFN does not begin with a zero, skip to item 52.

**a. Is this company owned or controlled by another company?**

097 1  YES   
 2  NO

ENTER OWNING OR CONTROLLING COMPANY NAME, ADDRESS, AND ZIP CODE

Name \_\_\_\_\_

Address \_\_\_\_\_

EIN (9 digits)

		-								
--	--	---	--	--	--	--	--	--	--	--

**b. Does this company own or control any other company or companies?**

If more space is needed, continue in REMARKS (item 51).

098 1  YES   
 2  NO

ENTER OWNED OR CONTROLLED COMPANY NAME, ADDRESS, AND ZIP CODE

Name \_\_\_\_\_

Address \_\_\_\_\_

EIN (9 digits)

		-								
--	--	---	--	--	--	--	--	--	--	--

**c. Did this company operate at more than one location during 1997?**

**NOTE** - Locations which are not staffed on a full-time basis by at least one employee covered by this EIN should NOT be considered separate. Include data for these locations with data reported for the main location.

- YES - List additional locations below and provide the information requested. If more space is needed, continue in REMARKS (item 51).
- NO - Skip to item 52

1	Number and street	Municipio	Kind of business at this location	EIN (9 digits)				Sales and receipts →	Annual payroll →	Number of employees during pay period including March 12, 1997	Are these figures included on page 2 of this report?													
												Mil.	Thou.	Dol.										
						-				081				082				083				085	1 <input type="checkbox"/> YES	2 <input type="checkbox"/> NO
						-				081				082				083				085	1 <input type="checkbox"/> YES	2 <input type="checkbox"/> NO

**Item 51. REMARKS** - Please use this space for any explanations that may be essential in understanding your reported data.

**Item 52. CERTIFICATION** - This report is substantially accurate and has been prepared in accordance with instructions.

Print name of person to contact regarding this report				<b>Period covered by this report</b> →		FROM: Month   Year		TO: Month   Year	
Telephone →	Area code	Number	Extension	Preparer's signature				Date	

## WHOLESALE COMMODITY LINES

CODE	COMMODITY LINE	CODE	COMMODITY LINE
<b>0140</b>	Trucks and tractors	<b>2520</b>	Custodial (janitor's) equipment and supplies
<b>0250</b>	Petroleum products marketing equipment	<b>2530</b>	Laundry and dry-cleaning equipment and supplies
<b>0420</b>	Office and business furniture	<b>2540</b>	Other service establishment equipment and supplies
<b>0500</b>	Household china, glassware, crockery, and plastic housewares	<b>2600</b>	Aircraft and aeronautical equipment and supplies
<b>0530</b>	Floor coverings	<b>2620</b>	Marine machinery, equipment, and supplies
<b>0540</b>	Other homefurnishings	<b>2630</b>	Other transportation equipment and supplies
<b>0720</b>	Roofing, siding, insulation materials, and guttering	<b>2700</b>	Sporting and recreational goods and supplies
<b>0730</b>	Glass (Exclude automotive.)	<b>2800</b>	Toys and hobby goods and supplies
<b>0740</b>	Other construction materials	<b>2900</b>	Ferrous metal scrap
<b>0800</b>	Photographic equipment and supplies	<b>2920</b>	Nonferrous metal scrap
<b>0920</b>	New computer equipment	<b>2940</b>	Waste materials, except metals
<b>0930</b>	Used computer equipment	<b>3000</b>	Jewelry, watches, diamonds, and other precious stones and metals (Include silverware.)
<b>0950</b>	Computer software – off the shelf	<b>3100</b>	Musical instruments and supplies
<b>0960</b>	Restaurant and hotel equipment and supplies	<b>3120</b>	Forest products, except lumber
<b>0970</b>	Store machines and equipment	<b>3150</b>	Other durable goods
<b>1030</b>	Optical and ophthalmic goods	<b>3200</b>	Printing and writing (fine) paper
<b>1020</b>	Dental supplies	<b>3300</b>	Stationery, office supplies, and greeting cards
<b>1040</b>	Religious and school supplies	<b>3400</b>	Industrial and personal service paper
<b>1050</b>	Other professional equipment and supplies	<b>3600</b>	Piece goods, knit and woven
<b>1100</b>	Ferrous metals	<b>3700</b>	Notions and other dry goods
<b>1230</b>	Nonferrous metals	<b>5000</b>	Cattle, hogs, sheep, and goats
<b>1300</b>	Coal and coke	<b>5100</b>	Hides, skins, and pelts
<b>1320</b>	Other minerals and ores	<b>5120</b>	Leaf tobacco
<b>1650</b>	Electronic communication equipment	<b>5130</b>	Wool, wool tops, and mohair
<b>1660</b>	Electrical measuring and testing equipment, except automotive	<b>5140</b>	Other farm products (inedible)
<b>1900</b>	Warm air heating and air conditioning equipment and supplies	<b>5200</b>	Cotton
<b>2000</b>	Refrigeration equipment and supplies	<b>5320</b>	Industrial gases
<b>2100</b>	Construction and mining machinery, equipment, and parts	<b>5500</b>	Crude oil
<b>2200</b>	Farm machinery, equipment, and parts	<b>5800</b>	Farm supplies
<b>2220</b>	Garden machinery, equipment, and supplies	<b>5900</b>	Tobacco and tobacco products
<b>2230</b>	Food-processing machinery, equipment, and parts	<b>6110</b>	Flowers and florists' supplies
<b>2330</b>	Metalworking machinery, equipment, and parts	<b>6120</b>	Art goods (Include gifts, novelties, and souvenirs.)
<b>2340</b>	Materials-handling equipment and parts	<b>6130</b>	Textile bags and bagging
<b>2350</b>	Oil well, oil refinery, and pipeline machinery, equipment, and supplies	<b>6140</b>	Wigs, yarn, and leather products
<b>2360</b>	Other industrial machinery, equipment, and parts	<b>6150</b>	Other nondurable goods
<b>2370</b>	Mechanical power transmission equipment		
<b>2460</b>	Other industrial supplies		
<b>2500</b>	Beauty and barber equipment and supplies		



*Thank you*  
*for completing the*  
**1997 ECONOMIC CENSUS**  
**OF PUERTO RICO**  
*report form.*

**YOUR numbers DO**  
**make the difference!**

***PLEASE RETURN THIS REPORT FORM BY FEBRUARY 12, 1998***



U.S. Department of Commerce  
BUREAU OF THE CENSUS

# INFORMATION SHEET

## ECONOMIC CENSUS OF PUERTO RICO

The economic censuses include establishments engaged in the following activities:

**Wholesale** – Selling merchandise at wholesale to retailers, industrial, institutional, and other nonhousehold consumers.

**Retail** – Selling merchandise for personal or household consumption and in rendering services incidental to the sale of the goods.

**Services** – Rendering a wide variety of services for individuals, business and government establishments, and other organizations. Hotels, motels, and other lodging places are part of the services sector.

**Manufactures** – Manufacturing, processing, and assembling component parts of products.

**Construction** – New or original construction; additions, alterations, rehabilitation, remodeling, or reconstruction by general contractors, speculative builders and heavy construction contractors; and maintenance, repair and service work by electricians, plumbers, carpenters, etc.

If you are NOT engaged in these kinds of activities, **COMPLETE ITEMS 1 THROUGH 8 AND SIGN THE REPORT FORM (item 52) page 17.**

### WHO SHOULD REPORT

Every firm that receives a census report form is required to prepare and submit a separate report form for each of its establishments.

### DEFINITION OF ESTABLISHMENT

An establishment is defined as a single physical location where business is conducted or industrial operations are performed.

### GENERAL INSTRUCTIONS

- Respondents are not required to respond to any information collection unless it displays a valid approval number from the Office of Management and Budget (OMB). The OMB 8-digit number appears in the upper right corner of the questionnaire.
- If the establishment stopped operating during 1997 (i.e., it was closed, sold, or leased to another company), complete the report form for the portion of 1997 that the establishment was operating.
- If additional space is necessary to complete any item, use the remarks section at the end of the form (if applicable) or attach a separate sheet. If extra sheets are added, write the CFN and the item number at the top of each additional page.
- Please make a photocopy of your completed report form for your files.

### Instructions For Selected Items:

#### ◆ Section A – GENERAL INFORMATION

##### Item 2. PHYSICAL LOCATION

Part a:

Fill in if the address shown on the label on the front cover of the report form is different from the physical location of the establishment.

Part b:

Always identify the municipio where the establishment is located regardless of your response to part a.

##### Item 5. DOLLAR VOLUME OF BUSINESS

YOUR RESPONSE IS STRICTLY CONFIDENTIAL. Your company's report will be used solely for developing summary statistics. IT CANNOT BE USED FOR PURPOSES OF TAXATION, INVESTIGATION, OR REGULATION.

Include:

- Gross receipts for merchandise sold, services provided, and construction work done in 1997, whether or not payment was received in 1997.
- Total value of all products physically shipped. Include products shipped to other plants, sales branches, retail stores, or warehouses of your company and on consignment.
- Market value of compensation received in lieu of cash.
- Amounts received for work even though work may have been subcontracted to others.

- Commissions, fees, and other operating income for **service industries** operating on a commission basis, such as travel agencies and advertising agencies. Do NOT include gross billings or sales.
- Actual sales value of the products sold rather than commissions received for **retailers** and **wholesalers** selling merchandise on a consignment or commission basis.
- Receipts for delivery, installation, maintenance, repair, alteration, rental of equipment, storage, other services, and activities.

Exclude:

- Sales or other taxes collected directly from customers and paid directly to the Commonwealth or Federal tax agency.
- Nonoperating income from sources such as investments, rental or sale of real estate, and interest.
- Sales and receipts from departments or concessions operated by other companies.
- Commissions from vending machines operated by others.
- Value of products made on a commission or fee basis for others.
- Value of products bought and sold or transferred from other establishments **of your company** and sold without further manufacture.
- Value of returned goods.

#### Item 6. PAYROLL

Definitions are the same as those used on the Employer's Quarterly Federal Tax Return, Internal Revenue Service (IRS) Form 941-PR.

Include:

- Wages, salaries, tips, vacation allowances, bonuses, commissions, and other compensation paid to employees during 1997, whether or not subject to income or FICA tax.
- Salaries of officers and executives of a corporation.

Exclude:

- Payments to or withdrawals by proprietors or partners of an unincorporated company.
- Annuities or supplemental unemployment compensation benefits, even if income tax was withheld.

#### Item 7. EMPLOYMENT

Include:

Part a:

- All full- and part-time employees on the payroll during the pay period including March 12, 1997.
- Salaried officers and executives of a corporation.
- Employees on paid sick leave, paid vacations, and paid holidays.

Part b:

Proprietors and partners of an unincorporated company working 15 or more hours during the week of March 12, 1997.

Part c:

Unpaid family workers of an unincorporated company working 15 or more hours during the week of March 12, 1997.

#### ◆ Section B – WHOLESALE

##### Item 10. TYPE OF OPERATION

- Merchant wholesaler** – Establishment engaged in buying and selling merchandise produced by other firms on its own account.
- Manufacturer's sales branch or sales office** – Establishment owned or corporately affiliated with a manufacturer by the parent in Puerto Rico, United States, or territories.
- Broker, agent, commission merchant** – Establishment engaged in selling and buying merchandise on an agency, commission, or brokerage basis for others, rather than on its own account.

**Item 11. EMPLOYMENT BY PRINCIPAL ACTIVITY**

Part a:

Report the number of employees engaged in sales activity, traveling salespeople, truck salespeople, and selling employees working out of their own homes.

Part c:

This category is not applicable to single-establishment firms. For multi-establishment firms, report the number of employees who provided services to other establishments of this firm.

Part d:

Report employees engaged in sorting, grading, packaging, and other similar activities on line b.

Sum of lines a through e should equal item 7a.

**Item 12. CLASS OF CUSTOMER**

Part a:

Include sales to farmers for use in agricultural production only.

Part b:

Include sales for construction purposes only.

Part c:

Include sales made to buyers outside Puerto Rico only.

Part h:

Include sales to laboratories, institutions, public utilities, service businesses, and other such users that normally buy for business use rather than for resale.

Part i:

Include sales to the Federal Government (including military, post exchanges, GSA, GPO, and other agencies), Commonwealth, and municipal governments.

**Item 13. OPERATING EXPENSES**

Include:

- Total annual payroll reported in item 6a.
- Supplements to wages and salaries.
- Liquor and tobacco tax stamps and license fees.
- Depreciation charges in 1997 including depreciation charges on equipment obtained through a capital or full payout lease or on equipment rented to others through an operating lease.
- Lease and rental payments made in 1997 for equipment leased under an operating lease.
- Advertising expenses.
- Commissions paid to others.
- Office supplies, postage, and shipping and packaging materials and expenses.
- Cost of contract work performed by others.
- Other expenses (i.e., storage, repairs, bad debt, theft, and damage losses).

Exclude:

- Cost of goods sold.
- Income taxes.
- Sales and other taxes collected directly from customers and paid directly to a Commonwealth or Federal tax agency.
- Interest expenses.
- Payments to or withdrawals by proprietors and partners of an unincorporated firm.
- Lease payments for merchandise obtained through capital, finance, or full payout leases.

**Item 14. DOLLAR VOLUME OF BUSINESS**

Part b:

Report the market value of products bought or sold by others on which you earned a commission, brokerage, or agency fee. If unavailable from company records, estimate the value by dividing actual commissions received by the percentage charged for sales activity.

Part d:

Report the percentage of products sold (as reported in item 5) accounted for by products which were mined or manufactured in the United States, Puerto Rico, or U.S. territories by your company.

Part e:

Report the fair sales value of goods transferred (billings) to establishments owned by this firm.

**Item 15. INVENTORIES**

Report the total value of all inventories of this establishment at the end of 1997. Report inventories at cost or market value, using generally accepted accounting methods. The reported figures should be in terms of book value. Do NOT include inventory owned by others but held by this establishment.

For inventories at LIFO cost, use the sum of the LIFO amount, plus the LIFO reserve for completing item 15c.

**Item 17. COMMODITY LINES**

If any commodities sold are not prelisted but account for one percent or more of total sales, refer to the list of Wholesale Commodity Lines on page 18 of the report form. Enter the commodity, corresponding code, and percent of total sales.

Report receipts for construction, delivery, installation, service contracts, and miscellaneous activities included in item 5 on the "Service receipts and labor charges" line (Code 9700).

**◆ Section C – RETAIL**

**Item 19. UNDER-ROOF FLOOR SPACE – Department, Variety, Grocery, and Drug Stores ONLY.**

Include:

- Only the floor space used/controlled by this establishment.
- All space occupied by this establishment on every floor of multiple-story buildings.

**TOTAL FLOOR SPACE:**


Enter the total square footage of under-roof floor space available at the end of 1997. Include dry storage, refrigerated space, offices, workrooms, display windows, and enclosed entrance ways. Do NOT include outdoor space, even if covered.

**UNDER-ROOF SELLING SPACE:**

Enter the square footage of in-store **selling** space at the end of 1997. Include all store areas open to customers, including aisles, elevators, etc. Do NOT include display windows fronting on streets or walks, outdoor entrance ways, or other outdoor space.

EXAMPLE – How to compute floor space in square feet:

- (1) Total under-roof space is:  
200 x 100 ft = 20,000 sq. ft
- (2) Under-roof selling space is:  
200 x 80 ft = 16,000 sq. ft



**Item 23. MERCHANDISE LINES**

Report receipts for services provided and for service contracts that were included in item 5 on the "Nonmerchandise receipts from customers" line (Code 9900).

**EXCLUDE sales of leased departments or concessions** operated within this establishment by other companies.

**◆ Section D – SERVICES**

There are no additional instructions for items in Section D.

◆ **Section E – HOTELS, MOTELS, AND OTHER LODGING PLACES**

There are no additional instructions for items in Section E.

◆ **Section F – MANUFACTURES**

**Item 32. SHIPMENTS AND OTHER RECEIPTS**

Refer to item 5 instructions for dollar volume of business definition.

The sum of lines a through d should equal item 5.

**Item 33. EMPLOYMENT AND HOURS WORKED**

Refer to item 7 instructions for employment definition.

Part a:

Report the number of production workers up through the working-foreman level engaged in processing, assembling, shipping (but not delivering), truck drivers delivering ready-mixed concrete, and other related services.

Part b:

Report all other employees including those engaged in supervision above the working-foreman level, sales (including driver salesmen), sales delivery (truck drivers and helpers), installation, clerical, and other professional technical personnel.

Sum of lines a(1) and b should equal item 7a.

Part c:

Report total number of hours worked at the plant by production workers. Include actual hours worked for overtime, not straight time equivalent hours. Do NOT include hours paid for vacations, holidays (unless actually worked), or sick leave.

**Item 34. PAYROLL**

Refer to item 6 instructions for payroll definition. The sum of lines a and b should equal item 6a.

**Item 35. SELECTED COSTS**

Cost refers to the amount actually paid or payable after discounts, including freight and other direct charges incurred in acquiring the item or service.

Part a:

Exclude the value of electricity generated by your establishment.

Part b:

Exclude the estimated cost of fuels produced by your establishment.

Part c:

Include the cost of contract employees who are not on your payroll, but are supplied through a contract with another company to perform specific jobs related to production. Exclude the cost of materials worked on, which should be included in item 35f.

Part d:

Exclude the cost of materials worked on, which should be included in item 35f.

Part f:

Include ONLY PHYSICAL GOODS USED or put into production; exclude services used or overhead charges.

**Item 36. INVENTORIES**

Report the total value of all inventories of this establishment at the end of 1996 and 1997 at cost or market value, using generally accepted accounting methods. The reported figures should be in terms of book value. Do NOT include inventory owned by others but held by this establishment.

For inventories at LIFO cost, use the sum of the LIFO amount plus the LIFO reserve for completing item 36c.

**Item 37. CAPITAL EXPENDITURES**

Expenditures refer to all costs actually incurred during 1997 which are chargeable to the fixed assets accounts and for which depreciation accounts are maintained. Exclude the cost of maintenance and repairs charged as current operating expense.

Part a:

Enter the value of all equipment and buildings purchased at their purchased price. For any equipment or structure transferred to the use of this establishment by the parent company or one of its subsidiaries, enter the value at which it was transferred to the establishment.

**Item 38. VALUE OF PRODUCTS SHIPPED AND CONTRACT WORK PERFORMED BY CUSTOMER LOCATION**

Report the ultimate destination of goods shipped, including goods shipped to foreign countries via U.S. ports if known. Otherwise, report the location of the person to whom the products were shipped or sold. The total value of products made in this establishment (sum of lines a through e, column (2)) should equal item 32a. The value of total contract work (sum of lines a through e, column (3)) should equal item 32b.

◆ **Section G – CONSTRUCTION**

**Item 40. KIND OF ACTIVITY**

Part b:

Report only the main activities for which you were contracted. Work which was incidental to the primary activities of jobs should not be reported separately.

Include establishments primarily engaged in subdividing and developing cemetery lots under activities other than construction.

**Item 41. DOLLAR VALUE OF BUSINESS**

Refer to item 5 instructions for dollar value of business definition.

Part a:

Report fees received as sponsors of joint ventures and fees as agents for owners of construction work. Also include both the dollar value for installation and cost of the items installed.

Part b:

Report the receipts for rental of equipment and definable architectural and engineering work for others and receipts covering the price of items sold, but not installed by this establishment.

Sum of lines a and b should equal item 5.

**Item 42. TYPES OF CONSTRUCTION**

Report separately each building or type of structure. If such separation is not possible, report the entire project under the major purpose.

**Item 43. EMPLOYMENT AND HOURS WORKED**

Refer to item 7 instructions for employment definition.

Part a:

Report the number of construction workers up through the working-foreman level, including laborers, truck drivers and helpers, equipment operators, mechanics and security guards, on lines (1) through (4).

Part b:

Report all other employees including those engaged in supervision above the working-foreman level, office staff, architects, engineers, purchasing agents, executives, and others engaged in nonconstruction activities.

Sum of lines a(1) and b should equal item 7a.

Part c:

Report total number of hours worked at the job site by construction workers. Include actual hours worked for overtime, not straight time equivalent hours. Do NOT include hours paid for vacations, holidays (unless actually worked), or sick leave.

**Item 44. PAYROLL**

Refer to item 6 instructions for payroll definition. The sum of lines a and b should equal item 6a.

**Item 46. SELECTED COSTS**

Cost refers to the amount actually paid or payable after discounts, including freight and other direct charges incurred in acquiring the items.

Part d:

Include repair costs necessary to maintain the property and equipment. Exclude improvements that increase the value of the property or adapt it for another use.

**Item 49. ASSETS, CAPITAL EXPENDITURES, AND DEPRECIATION**

Depreciable assets are the fixed-tangible property for which depreciation accounts are maintained.

Expenditures refer to all costs actually incurred during 1997 which are chargeable to the fixed assets accounts and for which depreciation accounts are maintained.

Report the original cost or market value of all buildings, equipment, and vehicles purchased or acquired before 1997.

◆ **Section H – ALL ESTABLISHMENTS**

**Item 50. OWNERSHIP, CONTROL, AND LOCATIONS OF OPERATION**

Part a:

**MARK "YES" if – ANOTHER** company owns more than 50 percent of the voting stock, controls the management and policies of, or has the ability to appoint a board of directors for this company.

**MARK "NO" if**

- This company has a franchise entitling it to use a trade name, but is not owned or operated by the franchisor.
- This company operates one or more leased departments in an establishment owned by another company, but the other company (lessor) does not own or control the department(s).

- This company is engaged in the management of a business owned by others.

Part b:

Indicate whether this company owns more than 50 percent of the voting stock or has the authority to direct management and policies of any subsidiaries and/or affiliates.

Part c:

Include all selling and service locations and any other facilities such as warehouses, administrative offices, etc.


If MORE THAN ONE establishment was operating under the EI Number:

- List the location of the headquarters first. Provide physical location address for each location.
- Data for establishments operated during 1997, but not in operation at the end of the year, should be combined with the headquarters location.
- The sums of sales and receipts, annual payroll, and employment should equal the amounts reported in items 5, 6a, and 7a, respectively.
- If employees worked at more than one location, report annual payroll and employment for employees at the ONE location where they spent most of their working time.

Public reporting burden for this collection of information is estimated to average 60 minutes per response, including the time for reviewing instructions, searching existing data sources, gathering and maintaining the data needed, and completing and reviewing the collection of information. Send comments regarding this burden estimate or any other aspect of this collection of information, including suggestions for reducing this burden, to the Associate Director for Administration/Comptroller, Attn: Paperwork Reduction Project 0607-0839, Room 3104, Federal Building 3, Bureau of the Census, Washington, D.C. 20233.

CUESTIONARIO

**0A-9819**



# CENSO ECONÓMICO DE PUERTO RICO DE 1997

**FAVOR DE DEVOLVER ESTE CUESTIONARIO DENTRO DE LOS  
PROXIMOS 30 DIAS.**

Incluya el Número de Archivo del Censo (CFN) que aparece en la etiqueta de este cuestionario con cualquier correspondencia.

Favor de llenar este cuestionario y devolverlo al:  
DIRECTOR  
BUREAU OF THE CENSUS  
Attention: Outlying Areas  
1201 East Tenth Street  
Jeffersonville, IN 47134-0001

*Favor de corregir cualquier error  
en nombre y dirección,  
incluyendo el código postal*



OMB No. 0607-0839:  
Aprobado Hasta 03/31/2000

Para uso del censo		

**SE EXIGE BAJO LA LEY del Congreso de los EE.UU. (título 13, Código de los EE.UU.) y la ley de la Legislatura de Puerto Rico (No. 11, del 27 de marzo de 1950) que llene este cuestionario correspondiente al establecimiento indicado en la etiqueta y lo devuelva al Negociado del Censo.** En virtud de estas leyes su informe al Negociado del Censo es **confidencial**. El mismo sólo puede ser visto por empleados juramentados del Censo y ser utilizado sólo para fines estadísticos. La ley del Congreso también garantiza que copias retenidas en sus archivos son **inmunes contra procedimiento judicial**.

**INDIQUE LOS DATOS A BASE DEL AÑO NATURAL 1997.** Si los récords no están disponibles, se aceptan estimados. Si el indicar los datos a base del año natural resulta costoso y su año fiscal finalizó entre el 31 de octubre de 1997 y febrero de 1998, indique sus datos en base al año fiscal, excepto el empleo y la nómina. Los datos sobre empleo y nómina durante el año natural deben de estar disponibles en la copia de su planilla de contribución sobre ingresos.

**TODOS LOS ESTABLECIMIENTOS LLENAN LAS PARTES A Y H.** Llene la parte (de la B a la G) que mejor describe su tipo de negocio o actividad.

**ES MUY IMPORTANTE QUE USTED LEA LAS INSTRUCCIONES ADJUNTAS MIENTRAS CONTESTA LAS PREGUNTAS.**

## Parte A - INFORMACION GENERAL

<p><b>Sección 1. NUMERO DE IDENTIFICACION PATRONAL</b></p> <p><b>¿Es el Número de Identificación Patronal (EIN) - impreso en la etiqueta - el mismo que se usó para este establecimiento al rendir su último informe correspondiente a 1997 para la Declaración Trimestral del Patrono sobre la Contribución Federal al Seguro Social y Seguro Medicare, Formulario 941-PR del Servicio Federal de Rentas Internas (IRS)?</b></p> <p>094 1 <input type="checkbox"/> SI          2 <input type="checkbox"/> NO - Anote el EIN actual (9 dígitos) → <table border="1" style="display: inline-table; border-collapse: collapse; text-align: center; width: 150px; height: 20px;"><tr><td style="width: 10px;"> </td><td style="width: 10px;"> </td><td style="width: 10px;"> </td><td style="width: 10px;"> </td><td style="width: 10px;"> </td><td style="width: 10px;"> </td><td style="width: 10px;"> </td><td style="width: 10px;"> </td><td style="width: 10px;"> </td><td style="width: 10px;"> </td></tr></table></p>											<p><b>Sección 4. ORGANIZACION JURIDICA (Continuación)</b></p> <p>b. Si ha indicado que es una "Corporación": <b>¿Cuál de las siguientes describe mejor a este establecimiento al finalizar 1997?</b>  <i>Marque (X) UN solo encasillado.</i></p> <p>106 1 <input type="checkbox"/> Corporación privada          2 <input type="checkbox"/> Corporación pública</p>																																		
<p><b>Sección 2. UBICACION FISICA</b></p> <p>a. <b>¿Está este establecimiento físicamente ubicado en la misma dirección que aparece en la etiqueta?</b></p> <p><b>AVISO - Los apartados de correo y las rutas rurales no son ubicaciones físicas.</b></p> <p>093 1 <input type="checkbox"/> SI          2 <input type="checkbox"/> NO - Anote la ubicación física apropiada a continuación.</p> <table border="1" style="width: 100%; border-collapse: collapse;"> <tr><td colspan="4">Número y calle</td></tr> <tr><td style="width: 30%;">Ciudad o pueblo</td><td style="width: 15%;">Estado</td><td colspan="2">Código Postal</td></tr> </table> <p>b. <b>¿En qué municipio está físicamente ubicado este establecimiento?</b></p> <p>103 _____</p>	Número y calle				Ciudad o pueblo	Estado	Código Postal		<table border="1" style="width: 100%; border-collapse: collapse;"> <tr> <td style="width: 30%;"><b>COMO INDICAR EL DINERO EN CIFRAS</b></td> <td style="width: 40%;"><i>Indique las cifras en dólares redondeadas a miles.</i></td> <td style="width: 10%; text-align: center;">Millo- nes (000)</td> <td style="width: 10%; text-align: center;">Miles (000)</td> <td style="width: 10%; text-align: center;">Dóla- res (000)</td> </tr> <tr> <td></td> <td><b>EJEMPLO:</b> Indique \$1,125,628 como →</td> <td style="text-align: center;"><b>1</b></td> <td style="text-align: center;"><b>126</b></td> <td></td> </tr> </table>	<b>COMO INDICAR EL DINERO EN CIFRAS</b>	<i>Indique las cifras en dólares redondeadas a miles.</i>	Millo- nes (000)	Miles (000)	Dóla- res (000)		<b>EJEMPLO:</b> Indique \$1,125,628 como →	<b>1</b>	<b>126</b>																											
Número y calle																																													
Ciudad o pueblo	Estado	Código Postal																																											
<b>COMO INDICAR EL DINERO EN CIFRAS</b>	<i>Indique las cifras en dólares redondeadas a miles.</i>	Millo- nes (000)	Miles (000)	Dóla- res (000)																																									
	<b>EJEMPLO:</b> Indique \$1,125,628 como →	<b>1</b>	<b>126</b>																																										
<p><b>Sección 3. ESTADO DE LAS OPERACIONES</b></p> <p>a. <b>¿Durante cuántos meses en 1997 esta firma u organización mantuvo activo a este establecimiento?</b></p> <table border="1" style="width: 100%; border-collapse: collapse;"> <tr><td style="width: 80%;">Número de meses</td></tr> <tr><td style="text-align: center;">002</td></tr> </table> <p>b. <b>¿Cuál de las siguientes describe mejor el estado de las operaciones de este establecimiento al finalizar 1997?</b>  <i>Marque (X) UN solo encasillado.</i></p> <p>001 1 <input type="checkbox"/> Activo          2 <input type="checkbox"/> Inactivo temporalmente o como resultado de operaciones estacionales          3 <input type="checkbox"/> Cerró operaciones - <i>Indique la fecha</i> → <table border="1" style="display: inline-table; border-collapse: collapse; text-align: center; width: 80px; height: 20px;"><tr><td style="width: 20px;">Mes</td><td style="width: 20px;">Día</td><td style="width: 20px;">Año</td></tr><tr><td> </td><td> </td><td> </td></tr></table>          4 <input type="checkbox"/> Vendido o arrendado a otro empresario - <i>Anote el nombre, etc., a continuación e indique la fecha</i> → <table border="1" style="display: inline-table; border-collapse: collapse; text-align: center; width: 80px; height: 20px;"><tr><td style="width: 20px;">Mes</td><td style="width: 20px;">Día</td><td style="width: 20px;">Año</td></tr><tr><td> </td><td> </td><td> </td></tr></table></p> <table border="1" style="width: 100%; border-collapse: collapse;"> <tr><td colspan="4">Nombre del nuevo dueño o administrador</td></tr> <tr><td colspan="4">Número y calle</td></tr> <tr><td style="width: 30%;">Ciudad o pueblo</td><td style="width: 15%;">Estado</td><td colspan="2">Código postal</td></tr> </table>	Número de meses	002	Mes	Día	Año				Mes	Día	Año				Nombre del nuevo dueño o administrador				Número y calle				Ciudad o pueblo	Estado	Código postal		<p><b>Sección 5. VOLUMEN DEL NEGOCIO EN DOLARES</b></p> <p><b>¿Cuál fue el total del volumen de ventas de mercancía y otros ingresos recibidos por este establecimiento en 1997?</b></p> <table border="1" style="width: 100%; border-collapse: collapse;"> <tr> <td style="width: 30%;">Millo- nes (000)</td> <td style="width: 30%;">Miles (000)</td> <td style="width: 40%;">Dóla- res (000)</td> </tr> <tr> <td style="text-align: center;">010</td> <td></td> <td></td> </tr> </table> <p><b>Sección 6. NOMINA</b></p> <p>a. <b>¿Cuál fue el total de la nómina ANUAL, antes de deducciones, para este establecimiento en 1997?</b></p> <table border="1" style="width: 100%; border-collapse: collapse;"> <tr> <td style="width: 30%;">Millo- nes (000)</td> <td style="width: 30%;">Miles (000)</td> <td style="width: 40%;">Dóla- res (000)</td> </tr> <tr> <td style="text-align: center;">030</td> <td></td> <td></td> </tr> </table> <p>b. <b>¿Cuál fue la nómina del PRIMER TRIMESTRE (enero - marzo), antes de deducciones?</b></p> <table border="1" style="width: 100%; border-collapse: collapse;"> <tr> <td style="width: 30%;">Millo- nes (000)</td> <td style="width: 30%;">Miles (000)</td> <td style="width: 40%;">Dóla- res (000)</td> </tr> <tr> <td style="text-align: center;">031</td> <td></td> <td></td> </tr> </table>	Millo- nes (000)	Miles (000)	Dóla- res (000)	010			Millo- nes (000)	Miles (000)	Dóla- res (000)	030			Millo- nes (000)	Miles (000)	Dóla- res (000)	031		
Número de meses																																													
002																																													
Mes	Día	Año																																											
Mes	Día	Año																																											
Nombre del nuevo dueño o administrador																																													
Número y calle																																													
Ciudad o pueblo	Estado	Código postal																																											
Millo- nes (000)	Miles (000)	Dóla- res (000)																																											
010																																													
Millo- nes (000)	Miles (000)	Dóla- res (000)																																											
030																																													
Millo- nes (000)	Miles (000)	Dóla- res (000)																																											
031																																													
<p><b>Sección 7. EMPLEO</b></p> <p>a. <b>¿Cuántos EMPLEADOS (de jornada completa o parcial) estaban en su nómina durante el período de pago que incluyó el 12 de marzo de 1997?</b></p> <p>032 _____</p> <p>b. <b>¿Cuántos PROPIETARIOS y SOCIOS trabajaron 15 horas o más durante la semana que incluyó el 12 de marzo de 1997?</b></p> <p>104 _____</p> <p>c. <b>¿Cuántos miembros de FAMILIA NO REMUNERADOS trabajaron 15 horas o más durante la semana que incluyó el 12 de marzo de 1997?</b></p> <p>105 _____</p>	<p><b>Sección 8. TIPO DE NEGOCIO O ACTIVIDAD PRINCIPAL</b></p> <p><b>¿Cuál de las siguientes describe mejor el tipo de negocio o actividad PRINCIPAL que se llevó a cabo al finalizar 1997?</b>  <i>Marque (X) UN solo encasillado.</i></p> <p>107 1 <input type="checkbox"/> COMERCIO AL POR MAYOR  <i>Continúe en la parte B, página 3</i></p> <p>2 <input type="checkbox"/> COMERCIO AL DETAL  <i>Continúe en la parte C, página 5</i></p> <p>3 <input type="checkbox"/> SERVICIOS  <i>Continúe en la parte D, página 7</i></p> <p>4 <input type="checkbox"/> HOTELES, MOTELES Y OTROS LUGARES DE ALOJAMIENTO - <i>Continúe en la parte E, página 9</i></p> <p>5 <input type="checkbox"/> MANUFACTURA  <i>Continúe en la parte F, página 10</i></p> <p>6 <input type="checkbox"/> CONSTRUCCION  <i>Continúe en la parte G, página 15</i></p> <p>7 <input type="checkbox"/> Otro - <i>Especifique - Después, pase a la parte H, página 18 y llene la sección 52 del cuestionario.</i></p>																																												
<p><b>Sección 4. ORGANIZACION JURIDICA</b></p> <p>a. <b>¿Cuál de las siguientes describe mejor la organización jurídica de este establecimiento al finalizar 1997?</b> <i>Marque (X) UN solo encasillado.</i></p> <p>003 1 <input type="checkbox"/> Propietario individual          2 <input type="checkbox"/> Sociedad de propietarios          8 <input type="checkbox"/> Asociación cooperativa          0 <input type="checkbox"/> Corporación (<i>No marque este encasillado si es cualquier tipo de asociación cooperativa</i>)          5 <input type="checkbox"/> Gubernamental - <i>Especifique</i> _____          9 <input type="checkbox"/> Otra - <i>Especifique</i> _____</p>																																													

## Parte B - COMERCIO AL POR MAYOR

### Sección 9. TIPO DE NEGOCIO – COMERCIO AL POR MAYOR

¿Cuál fue el tipo de negocio PRINCIPAL que se llevó a cabo en este establecimiento en 1997 (o la actividad por la cual su establecimiento es conocido al público o al comercio)? Marque (X) UN solo encasillado.

- 070
- Vehículos de motor y piezas y artículos para automóviles . . . . .  5010  
 Muebles y artículos para el hogar . . . . .  5020  
 Madera y otros materiales de construcción . . . . .  5030  
 Equipo de oficina . . . . .  5044  
 Computadoras y equipo periférico y programas ("software") . . . . .  5045  
 Otro equipo comercial (Incluya equipo para restaurantes y hoteles y maquinaria de tiendas.) . . . . .  5046  
 Equipo médico y de hospital . . . . .  5047  
 Otros equipos y materiales profesionales – *Especifique* . . . . .  5049

- Metales y minerales, excepto petróleo . . . . .  5050  
 Equipo y aparatos eléctricos, artículos de alambraje y materiales de construcción . . . . .  5063  
 Enseres eléctricos, radios y televisores . . . . .  5064  
 Otras piezas y equipo electrónico – *Especifique* . . . . .  5065

- Ferretería . . . . .  5072  
 Equipo y artículos de plomería y calefacción . . . . .  5074  
 Maquinaria de construcción y minería . . . . .  5082  
 Maquinaria y equipo industrial . . . . .  5084  
 Suministros industriales . . . . .  5085  
 Equipo de establecimientos de servicio . . . . .  5087  
 Equipo de transportación y suministros; maquinaria y equipo para la finca y el jardín y otros tipos de maquinaria y equipo – *Especifique* . . . . .  5089

- Prendas y piedras preciosas . . . . .  5094  
 Otros productos no perecederos – *Especifique* . . . . .  5099

- Papel y productos de papel . . . . .  5110  
 Medicinas, especialidades farmacéuticas y artículos farmacéuticos . . . . .  5120  
 Ropa, telas y mercería . . . . .  5130  
 Comestibles y productos relacionados . . . . .  5140  
 Sustancias químicas y productos análogos . . . . .  5160  
 Petróleo y productos de petróleo (Incluya terminales y estaciones de petróleo crudo y a granel.) . . . . .  5170  
 Cerveza, vino y bebidas alcohólicas destiladas . . . . .  5180  
 Materiales agrícolas . . . . .  5191  
 Libros, revistas y periódicos . . . . .  5192  
 Flores y materiales de floristas . . . . .  5193  
 Pintura, materiales para pintar y papel para empapelar paredes . . . . .  5198  
 Otros productos perecederos – *Especifique* . . . . .  5199

### Sección 10. TIPO DE OPERACION

¿Cuál de las siguientes describe mejor el tipo de operación en el cual la mayor parte de su negocio fue realizado en 1997? Marque (X) UN solo encasillado.

- 060 11  Comerciante (compra y venta por cuenta propia)  
 20  Oficina o sucursal de ventas del fabricante  
 42  Corredor, agente, vendedor a comisión  
 77  Otro tipo de operación – *Especifique*

064 \_\_\_\_\_

### Sección 11. EMPLEO SEGUN LA ACTIVIDAD PRINCIPAL

¿Cuál fue el número aproximado de empleados de acuerdo a su actividad principal durante el período de pago que incluyó el 12 de marzo de 1997?

	Número
a. Ventas	131
b. Servicios relacionados con las ventas (incluyendo servicios de oficina, almacén, conductores y empleados de mantenimiento)	132
c. Administración central y auxiliares	133
d. Manufactura	134
e. Otro – <i>Especifique</i>	135

COMO INDICAR POR CIENTOS	Indique los porcentajes como números enteros	Por ciento
	<b>EJEMPLO:</b> Indique 38.76% como →	<b>39</b> %

### Sección 12. CLASE DE CLIENTE

¿Cuál fue el porcentaje de las ventas (sección 5) en 1997 correspondiente a cada clase de cliente?	Por ciento
a. Ventas a agricultores para uso en fincas	147 %
b. Ventas a constructores y contratistas	149 %
c. Ventas a exportadores (ventas de exportación)	141 %
d. Ventas a detallistas y talleres de reparación	143 %
e. Ventas a establecimientos mayoristas	144 %
f. Ventas a consumidores domésticos y usuarios individuales	148 %
g. Ventas a usuarios industriales (manufactura y minería)	145 %
h. Ventas a usuarios institucionales, comerciales y profesionales	146 %
i. Ventas a organismos gubernamentales (Federal, Estado Libre Asociado y municipales)	150 %
j. <b>TOTAL</b> (La suma de las líneas a hasta la i debe ser igual a 100%)	<b>100</b> %

### Sección 13. GASTOS DE OPERACION

¿Cuál fue el TOTAL de los gastos de operación para 1997, incluyendo la nómina pero excluyendo el costo de la mercancía vendida y gastos por intereses?	Miliones	Miles	Dólares
	040		

### Sección 14. VOLUMEN DEL NEGOCIO EN DOLARES

a. ¿Vendió este establecimiento mercancía en nombre de otras empresas a base de COMISION o CORRETAJE en 1997?

- 121 1  SI – *Continúe en la sección 14b*  
 2  NO – *Pase a la sección 14d*

b. ¿Cuál fue el valor bruto de ventas de las transacciones realizadas a base de comisión o corretaje en nombre de otras empresas? (Incluidas en la sección 5.)	Miliones	Miles	Dólares
	122		
c. ¿Cuál fue el volumen de los ingresos recibidos por concepto de comisiones o corretaje en las transacciones indicadas en la sección 14b?	123		

d. ¿Qué por ciento de los productos vendidos por este establecimiento fueron extraídos o manufacturados en los EE.UU., Puerto Rico o territorios de los EE.UU. por su compañía (incluyendo las empresas bajo propiedad o control común)?	Por ciento
	124 %

**AVISO** – Si este es el único establecimiento de esta compañía pase a la sección 15.

e. ¿Cuál fue el valor de las transferencias (despachadas con facturas) a otros establecimientos dentro de su compañía? (NO incluídas en la sección 5.)	Miliones	Miles	Dólares
	125		



**Parte B – COMERCIO AL POR MAYOR (Continuación)**

<b>Sección 15. INVENTARIOS</b>				<b>Sección 17. LINEAS DE PRODUCTOS (Continuación)</b>			
<b>a. ¿Tuvo inventarios al final de 1997?</b> 180 1 <input type="checkbox"/> SI – Continúe en la sección 15b 2 <input type="checkbox"/> NO – Pase a la sección 16				Líneas de productos			
<b>b. ¿En este establecimiento, están los inventarios sujetos al método de valoración de últimas entradas, primeras salidas (LIFO)?</b> 185 1 <input type="checkbox"/> SI – Complete el resto de esta sección 2 <input type="checkbox"/> NO – Pase a la sección 15c				Uso del censo	Por ciento de las ventas		
				100	102		
<b>(1) Cantidad sujeta al método de costo LIFO (bruto)</b>				2380		%	
<b>(a) Cantidad de la reserva LIFO</b>				2440		%	
<b>(b) Valor LIFO de la línea (1) (neto)</b>				3500		%	
<b>(2) Cantidad no sujeta al método de costo LIFO</b>				3800		%	
<b>c. ¿Cuál fue el valor TOTAL de todos los inventarios en 1997?</b>				3900		%	
<b>AVISO – (Sólo para usuarios de LIFO) La suma de las líneas (1)(a), (1)(b) y (2) debe ser igual a la línea 15c.</b>				4000		%	
<b>Sección 16. ESPACIO UTILIZADO COMO ALMACEN</b> <b>¿Tenía usted almacén, depósitos de existencias o algún otro tipo de área de almacenaje de inventario el 31 de diciembre de 1997?</b> 190 1 <input type="checkbox"/> SI – Indique el área de piso utilizable bajo techo. No incluya el espacio ocupado por paredes interiores, pasillos permanentes, ascensores, escaleras, oficinas, plataformas de carga, etc. 2 <input type="checkbox"/> NO				4100		%	
				Pies cuadrados		4200	
				4300		%	
				4400		%	
<b>Sección 17. LINEAS DE PRODUCTOS</b> <b>¿Cuál fue el porcentaje estimado del total de las ventas (sección 5) en 1997 correspondiente a cada línea de producto que usted indique para este establecimiento?</b>				4500		%	
				4600		%	
				4700		%	
				4800		%	
				4820		%	
				4830		%	
				4840		%	
				4850		%	
				4860		%	
				4900		%	
				5300		%	
				5330		%	
				5400		%	
				5420		%	
				5600		%	
				5700		%	
				6000		%	
				6100		%	
				Otros productos – Refiérase al listado que presenta las Líneas de Productos en la página 19 para especificar los tipos de productos y anotar los códigos.			
				076	Código	9811	%
				077		9812	%
				078		9813	%
				Ingresos por servicios prestados y costo de la mano de obra		9700	%
				Ingresos misceláneos		9980	%
				<b>TOTAL</b>	9990	<b>100</b> %	
				<b>PASE A LA PARTE H, PAGINA 18 Y LLENE EL RESTO DEL CUESTIONARIO</b>			

## Parte C – COMERCIO AL DETAL

### Sección 18. TIPO DE NEGOCIO – COMERCIO AL DETAL

**¿Cuál fue el tipo de negocio PRINCIPAL que se llevó a cabo en este establecimiento en 1997 (o la actividad por la cual su establecimiento es conocido al público o al comercio)?**  
 Marque (X) UN solo encasillado.

- Materiales de construcción, ferretería, jardinería, casas remolque (mobile home)** 070
- Comerciante de madera y de otros materiales de construcción . . . . .  5211
  - Comerciante mayorista de madera y de otros materiales de construcción . . . . .  5031
  - Tienda detallista de pintura, cristal y papel para empapelar paredes . . . . .  5231
  - Tienda mayorista de pintura, cristal y papel para empapelar paredes . . . . .  5198
  - Ferretería . . . . .  5251
  - Tienda detallista de plantas ornamentales y efectos para céspedes y jardines . . . . .  5261

- Mercancía general**
- Tienda por departamentos . . . . .  5311
  - Bazar o tienda de variedades . . . . .  5331
  - Tienda de mercancía miscelánea . . . . .  5399

- Comestibles**
- Colmado . . . . .  5411
  - Supermercado . . . . .  5412
  - "Cash and carry" . . . . .  5413
  - Mercado de carne y pescado (mariscos) y frigorífico . . . . .  5421
  - Tienda de frutas y mercado de vegetales . . . . .  5431
  - Tienda de dulces, nueces y confitería . . . . .  5441
  - Tienda de productos lácteos . . . . .  5451
  - Panadería y repostería al detal . . . . .  5461
  - Otro tipo de tienda de comestibles – *Especifique* . . . . .  5499

- Agencias de automóviles y gasolineras**
- Agencia de vehículos de motor – autos nuevos y usados . . . . .  5511
  - Agencia de vehículos de motor – autos usados únicamente . . . . .  5521
  - Tienda de artículos para el auto y para el hogar . . . . .  5531
  - Gasolinera . . . . .  5541
  - Agencias que venden botes . . . . .  5551
  - Agencia de vehículos de recreación . . . . .  5561
  - Otro tipo de agencia para la venta de automóviles y aviones . . . . .  5599

- Ropa y accesorios**
- Tienda de ropa y de artículos para jóvenes y caballeros . . . . .  5611
  - Tienda de ropa (lista para el uso) para damas . . . . .  5621
  - Tienda de accesorios y artículos especiales para damas . . . . .  5632
  - Tienda de ropa para niños, niñas y bebés . . . . .  5641
  - Tienda de ropa para la familia . . . . .  5651
  - Tienda de calzado . . . . .  5661
  - Otro tipo de tienda de ropa y accesorios – *Especifique* . . . . .  5699

- Muebles, artículos y equipo para el hogar**
- Mueblería . . . . .  5712
  - Tienda de alfombras y pisos . . . . .  5713
  - Tienda de cortinas y tapicería . . . . .  5714
  - Tienda de artículos misceláneos para el hogar . . . . .  5719
  - Tienda de enseres para el hogar . . . . .  5722
  - Tienda de radios, televisores y electrónica . . . . .  5731
  - Tienda de computadoras y programas ("software") (vende principalmente al consumidor doméstico) . . . . .  5734
  - Tienda de discos y cintas pregrabadas . . . . .  5735
  - Tienda de instrumentos musicales . . . . .  5736

### Sección 18. TIPO DE NEGOCIO – COMERCIO AL DETAL (Continuación)

- Lugares para comer y beber**
- Lugar para comer 070
- Cafetería . . . . .  5811
  - Restaurante (lugar de comer donde se provee menú completo con servicio de mozo) . . . . .  5812
  - Lugar de refrigerio u otro lugar de comer donde se provee un menú limitado (hamburguesas, bistecs, pescado (mariscos), pollo, pizza, panqueques, etc.) . . . . .  5814
  - Restaurante "fast food" . . . . .  5815
  - Otro – *Especifique* . . . . .  5816

- Lugar para comer que tiene 25 o más habitaciones de alojamiento . . . . .  7015
- Lugar para beber (bar, "cocktail lounge," etc.) . . . . .  5813

- Otras tiendas detallistas**
- Farmacia . . . . .  5912
  - Licorería . . . . .  5921
  - Tiendas de artículos deportivos y bicicletas . . . . .  5941
  - Librería . . . . .  5942
  - Tienda de artículos de escritorio (papelería) . . . . .  5943
  - Tienda de artículos escolares ("school supplies") . . . . .  5943
  - Joyería . . . . .  5944
  - Tienda de juguetes, juegos y artículos para "hobbies" . . . . .  5945
  - Tienda de cámaras y equipo fotográfico . . . . .  5946
  - Tienda de regalos, novedades y "souvenirs" . . . . .  5947
  - Tienda de maletas y artículos de cuero . . . . .  5948
  - Tienda de artículos de costura, bordado y telas . . . . .  5949
  - Detallista que no vende su mercancía en tiendas
    - Ventas por correo (ventas por catálogo) . . . . .  5961
    - Máquinas que venden mercancía (cigarrillos, refrescos, etc.) . . . . .  5962
    - Ventas de casa en casa o por teléfono (ventas directas) . . . . .  5963
    - Distribuidor de combustible . . . . .  5983
    - Distribuidor de gas fluido . . . . .  5984
    - Floristería . . . . .  5992
    - Cigarrería y quiosco para la venta de cigarrillos . . . . .  5993
    - Distribuidor de periódicos y quiosco para la venta de periódicos . . . . .  5994
    - Optica . . . . .  5995
    - Otra – *Especifique* . . . . .  5999

### Sección 19. ESPACIO BAJO TECHO

**¿Tuvo este establecimiento algún espacio bajo techo que se haya utilizado como tienda por departamento, de variedad, de alimentos o farmacia en 1997?**

- 250  SI – Espacio TOTAL →
- Espacio bajo techo para VENTAS →
- 2  NO

Pies cuadrados
252
251

### Sección 20. NOMBRE DE LA FRANQUICIA

**¿Usó este establecimiento un nombre autorizado por una franquicia en 1997?**

- 333  SI – **¿Opera o tiene derechos de propiedad sobre este establecimiento la franquicia?** → 335
- 1  SI
- 2  NO

### Sección 21. CENTRO COMERCIAL

**¿Está este establecimiento localizado en un centro comercial o "mall"?**

- 390  SI
- 2  NO

**Parte C – COMERCIO AL DETAL (Continuación)**

<b>COMO INDICAR POR CIENTOS</b> <i>Indique los porcentajes como números enteros</i> <b>EJEMPLO:</b> Indique 38.76% como →		Por ciento		<b>Sección 23. LINEAS DE MERCANCIA (Continuación)</b>			
		39 %		Líneas de mercancía	Uso del censo	Por ciento de las ventas	
<b>Sección 22. CLASE DE CLIENTE</b>							
<b>¿Cuál fue el porcentaje del total de ventas (sección 5) en 1997 correspondiente a cada clase de cliente?</b>							
a. Público en general		237	Por ciento	Muebles de sala, comedor y cuarto (excepto camas sueltas, catres, etc.)	230	232	
b. Otros		239	%	Otros tipos de muebles	0344	%	
<b>Sección 23. LINEAS DE MERCANCIA</b>							
<b>¿Cuál fue el porcentaje estimado del total de las ventas (sección 5) de 1997 correspondiente a cada línea de mercancía que usted indique para este establecimiento?</b>							
Líneas de mercancía		Uso del censo	Por ciento de las ventas	Alfombras y pisos	0345	%	
Carne, pescado y aves		0101	%	Equipo, accesorios y programas ("software") para computadoras del hogar y otro equipo y efectos de calcular	0360	%	
Frutas y vegetales frescos		0102	%	Utensilios de cocina y artículos para el hogar	0370	%	
Alimentos congelados		0103	%	Prendas	0380	%	
Productos lácteos y alimentos análogos		0104	%	Equipo y artículos de fotografía	0400	%	
Productos de panadería y repostería, excepto los congelados		0106	%	Artículos de fotografía	0440	%	
Otros tipos de alimentos, excluyendo comida para animales		0114	%	Artículos ópticos	0490	%	
Comidas, meriendas, "sandwiches," bebidas no alcohólicas que generalmente se sirven para consumo en este establecimiento		0120	%	Artículos deportivos y trofeos	0500	%	
Bebidas alcohólicas (servidas en este establecimiento.)		0130	%	Vehículos de recreo	0580	%	
Licor, vino y cerveza envasados		0140	%	Ferretería, herramientas, artículos de plomería y artículos eléctricos	0600	%	
Cigarros, cigarrillos, tabaco y artículos para fumadores (No incluya las ventas de máquinas que son propiedad de otros.)		0150	%	Equipo y artículos para el césped y el jardín, flores cortadas, plantas, arbustos, fertilizantes, etc.	0620	%	
Medicinas recetadas despachadas por farmacéuticos		0161	%	Madera, productos de aserradero, materiales de construcción, equipo y materiales para la reparación y modernización del hogar	0640	%	
Medicinas y vitaminas vendidas sin receta médica y otros productos para la salud y la belleza		0162	%	Pintura, artículos de pintura, vidrio y papel para empapelar paredes	0670	%	
Jabones, detergentes y limpiadores para el hogar		0180	%	Casas remolques ("mobile homes")	0680	%	
Productos de papel		0190	%	Automóviles, camionetas cerradas ("vans") y camiones nuevos	0715	%	
Ropa para jovencitos y caballeros		0200	%	Automóviles, camionetas cerradas ("vans") y camiones usados	0716	%	
Ropa para damas y jovencitas		0220	%	Otros vehículos de transporte motorizados	0717	%	
Accesorios para damas		0230	%	Gasolina	0721	%	
Calzado		0260	%	Combustible diesel	0725	%	
Artículos de costura, tejido y bordado		0270	%	Otros combustibles para automóviles	0726	%	
Cortinas, persianas, persianas venecianas ("venetian blinds"), fundas (de muebles), toallas, sábanas, frisas, manteles, etc.		0280	%	Lubricantes para automóviles (aceites, grasa, etc.)	0730	%	
Enseres eléctricos grandes para el hogar		0300	%	Llantas, cámaras de aire (tubos), baterías, accesorios y piezas para automóviles	0740	%	
Enseres eléctricos pequeños		0310	%	Combustibles para el hogar	0780	%	
Televisores, "videocassettes," cinta de video, etc.		0320	%	Toda otra mercancía			
Equipo de sonido, instrumentos y artículos musicales		0330	%	<i>Si las ventas de mercancía en esta línea sobrepasan el 5% del total, especifique las líneas principales de mercancía y el por ciento de las ventas estimadas en las próximas líneas</i>		9810	%
Muebles y efectos para dormir		0343	%	1) 076	9811	%	
				2) 077	9812	%	
				3) 078	9813	%	
				Ingresos no relacionados con mercancía, recibidos de clientes	9900	%	
				<b>TOTAL</b>	9990	<b>100</b> %	

**PASE A LA PARTE H, PAGINA 18 Y LLENE EL RESTO DEL CUESTIONARIO**

## Parte D – SERVICIOS

### Sección 24. TIPO DE NEGOCIO – SERVICIOS

**¿Cuál fue el tipo de negocio PRINCIPAL que se llevó a cabo en este establecimiento en 1997 (o la actividad por la cual su establecimiento es conocido al público o al comercio)?**  
*Marque (X) UN solo encasillado.*

#### Agencias de viajes y otros servicios relacionados con el transporte de pasajeros

- 070
- Agencia de viaje . . . . .  4724  
 Operador de excursiones . . . . .  4725  
 Otros servicios relacionados con el transporte de pasajeros . . . . .  4729

#### Servicios personales

- Lavandería para la familia y para uso comercial . . . . .  7211  
 Planchado de ropa y agentes de lavandería . . . . .  7212  
 Lavado y suministro de sábanas, toallas y uniformes . . . . .  7213  
 Lavanderías y "dry cleaners" de máquinas activadas por monedas . . . . .  7215  
 Planta de "dry cleaning" excepto limpieza de alfombras . . . . .  7216  
 Limpieza de alfombras y tapicería . . . . .  7217  
 Lavandería industrial . . . . .  7218  
 Otros servicios de lavado de ropa, incluyendo lavado a mano – *Especifique* . . . . .  7219

- Estudio fotográfico, retratos . . . . .  7221  
 Salón de belleza . . . . .  7231  
 Barbería . . . . .  7241  
 Zapaterías y salones de limpiabotas . . . . .  7251  
 Servicios funerarios y crematorio . . . . .  7261  
 Servicios de preparación de planillas de contribución sobre ingresos . . . . .  7291  
 Otros servicios personales – *Especifique* . . . . .  7299

#### Servicios comerciales

- Agencia publicitaria . . . . .  7311  
 Servicios de rótulos de publicidad (incluyendo carteles y carteleras) . . . . .  7312  
 Representante publicitario de radio, televisión y editor . . . . .  7313  
 Otros servicios publicitarios (excepto agencias) – *Especifique* . . . . .  7319

- Agencia de cobros y ajustes . . . . .  7322  
 Agencia que proporciona información sobre el crédito . . . . .  7323  
 Servicios de publicidad por correspondencia . . . . .  7331  
 Servicios de reproducción y fotocopia . . . . .  7334  
 Fotografía comercial . . . . .  7335  
 Arte comercial y diseño gráfico . . . . .  7336  
 Servicios secretariales y de relator de cortes . . . . .  7338  
 Servicios de desinfección y exterminación . . . . .  7342  
 Servicios de limpieza y mantenimiento . . . . .  7349  
 Alquiler y arrendamiento de equipo médico . . . . .  7352  
 Alquiler y arrendamiento de equipo pesado de construcción y de remover tierra . . . . .  7353  
 Otro alquiler y arrendamiento de equipo (excepto computadoras o automóviles) . . . . .  7359  
 Agencia de empleo . . . . .  7361  
 Servicio para el suministro de ayuda temporera . . . . .  7363  
 Servicios de programación de computadora . . . . .  7371

### Sección 24. TIPO DE NEGOCIO – SERVICIOS (Continuación)

#### Servicios comerciales (Continuación)

- 070
- Programas ("software") de computadora pre-empacados . . . . .  7372  
 Diseño de sistemas integrados de computadoras . . . . .  7373  
 Servicio de procesamiento de datos . . . . .  7374  
 Servicios de acceso a información . . . . .  7375  
 Servicios gerenciales de computadora . . . . .  7376  
 Alquiler y arrendamiento de computadoras . . . . .  7377  
 Mantenimiento y reparación de computadoras . . . . .  7378  
 Servicios relacionados con computadoras . . . . .  7379  
 Servicios de detectives, de protección y de carro blindado . . . . .  7381  
 Servicios de sistemas de seguridad . . . . .  7382  
 Sindicatos de prensa . . . . .  7383  
 Laboratorios de revelado de fotografía . . . . .  7384  
 Otros servicios comerciales – *Especifique* . . . . .  7389

#### Reparación y servicios automovilísticos

- Alquiler y arrendamiento de camiones sin chofer . . . . .  7513  
 Alquiler de automóviles de pasajeros . . . . .  7514  
 Arrendamiento de automóviles de pasajeros . . . . .  7515  
 Alquiler de remolques y de vehículos de recreo . . . . .  7519  
 Estacionamiento de automóviles . . . . .  7521  
 Taller de capota, carrocería, tapicería y pintura . . . . .  7532  
 Taller de reparación de sistemas de escape . . . . .  7533  
 Taller de reparación y recauchamiento . . . . .  7534  
 Taller de reemplazo de cristales de automóviles . . . . .  7536  
 Taller de reparación de transmisiones . . . . .  7537  
 Taller de reparación general . . . . .  7538  
 Otros talleres de reparación de automóviles – *Especifique* . . . . .  7539

- Lavado de carros . . . . .  7542  
 Otros servicios automovilísticos – *Especifique* . . . . .  7549

#### Otros servicios de reparación

- Reparación de radios y televisores . . . . .  7622  
 Talleres de reparación y servicio de neveras y acondicionadores de aire . . . . .  7623  
 Talleres de reparación eléctrica y electrónica (excepto reparación de computadoras) . . . . .  7629  
 Reparación de relojes y prendas . . . . .  7631  
 Tapizado y reparación de muebles . . . . .  7641  
 Reparación de soldadura . . . . .  7692  
 Talleres que se dedican a la reconstrucción o reparación de motores eléctricos . . . . .  7694  
 Otros servicios de reparación incluyendo servicios de limpieza de alcantarillas y tanques o pozos sépticos – *Especifique* . . . . .  7699

#### Películas cinematográficas

- Películas cinematográficas y producción de videos . . . . .  7812  
 Servicios análogos a la producción de películas . . . . .  7819  
 Distribución de películas y cintas . . . . .  7822  
 Servicios relacionados a la distribución de películas cinematográficas . . . . .  7829  
 Teatros y cines, excepto teatros al aire libre . . . . .  7832  
 Alquiler de películas de video . . . . .  7841

**Parte D – SERVICIOS (Continuación)**

**Sección 24. TIPO DE NEGOCIO – SERVICIOS (Continuación)**

- Servicios de entretenimiento y recreación, excepto películas cinematográficas** 070
- Estudio, escuela y salón de baile . . . . .  7911
  - Productor y servicios de teatro . . . . .  7922
  - Banda musical, orquesta, artistas y otros grupos artísticos que no son de teatro . . . . .  7929
  - Bolera . . . . .  7933
  - Club deportivo comercial, empresario y promotor deportivo . . . . .  7941
  - Carreras, incluyendo actividades relacionadas con carreras de caballos, perros, motocicletas y autos . . . . .  7948
  - Gimnasio . . . . .  7991
  - Campo de golf público . . . . .  7992
  - Máquinas de entretenimiento operadas por moneda . . . . .  7993
  - Agencia de lotería (excepto hípica) . . . . .  7994
  - Agencia hípica . . . . .  7995
  - Parque de diversión . . . . .  7996
  - Club deportivo y de recreación para miembros . . . . .  7997
  - Gallera . . . . .  7998
  - Otros servicios de entretenimiento y recreación – *Especifique* . . . . .  7999

- Laboratorios médicos y dentales**
- Laboratorio dental . . . . .  8072
  - Otros servicios médicos y dentales – *Especifique* . . . . .  8021

- Servicios legales**
- Servicios legales . . . . .  8111
  - Sociedad de asistencia legal (u otros servicios legales no lucrativos) – *Especifique* . . . . .  9002

- Museos, galerías de arte y jardines botánicos y zoológicos**
- Museos y galerías de arte . . . . .  8412
  - Jardines botánicos y zoológicos . . . . .  8422

- Ingeniería, arquitectura, agrimensura, investigación, gerencia y servicios análogos**
- Servicios de ingeniería . . . . .  8711
  - Servicios de arquitectura . . . . .  8712
  - Servicios de agrimensura . . . . .  8713
  - Investigación comercial, física y biológica . . . . .  8731
  - Investigación comercial, económica, sociológica y educacional . . . . .  8732
  - Laboratorio de pruebas comerciales . . . . .  8734
  - Servicios gerenciales . . . . .  8741
  - Servicios de consultoría gerencial . . . . .  8742
  - Servicios de relaciones públicas . . . . .  8743
  - Servicios de apoyo administrativo . . . . .  8744
  - Otros servicios de consultoría comercial – *Especifique* . . . . .  8748

- Otro tipo de servicios – *Especifique* . . . . .  8999

COMO INDICAR POR CIENTOS

Indique los porcentajes como números enteros

**EJEMPLO:** Indique 38.76% como →

Por ciento
<b>39</b> %

**Sección 25. VENTAS DE MERCANCIA**

**a. ¿Vendió este establecimiento alguna mercancía directamente al consumidor, independientemente de los servicios proporcionados en 1997?**

- 371 1  SI – *Complete la sección 25b a continuación*
- 2  NO – *Pase a la sección 26*

**b. ¿Cuál fue el porcentaje estimado del total de los ingresos recibidos (sección 5) en 1997 correspondiente a la venta de dicha mercancía? Si es más del 50 por ciento, describa el tipo de mercancía vendida a continuación en COMENTARIOS.**

Por ciento
372
%

**Sección 26. CENTRO COMERCIAL**

**¿Está este establecimiento localizado en un centro comercial o "mall"?**

- 390 1  SI
- 2  NO

COMENTARIOS

**PASE A LA PARTE H, PAGINA 18  
Y LLENE EL RESTO DEL CUESTIONARIO**



## Parte F - MANUFACTURA

### Sección 31 TIPO DE ACTIVIDAD – MANUFACTURA

**¿Cuál fue el tipo de actividad manufacturera PRINCIPAL que se llevó a cabo en este establecimiento en 1997 (o la actividad por la cual el establecimiento es conocido al público o al comercio)? Marque (X) UN solo encasillado.**

#### Alimentos y productos análogos

- Planta para la matanza y preparación de carnes, excepto aves y conejos . . . . .  2011
- Salchichas y otras carnes preparadas de materiales comprados . . . . .  2013
- Planta para la matanza y preparación de aves o conejos . . . . .  2015
- Queso natural y procesado . . . . .  2022
- Helados y postres congelados, excepto productos congelados de repostería . . . . .  2024
- Leche líquida y crema . . . . .  2026
- Otros productos lácteos – *Especifique* . . . . .  2029

- Productos especializados enlatados tales como comidas para bebé y sopas, excepto mariscos . . . . .  2032
- Frutas, vegetales, conservas, mermeladas y jaleas enlatadas . . . . .  2033
- Alimentos congelados y en conserva – *Especifique* . . . . .  2038

- Alimento preparado e ingredientes de alimentos para animales y aves, excepto perros y gatos . . . . .  2048
- Otros productos de molinos de granos – *Especifique* . . . . .  2049

- Pan y otros productos de panadería . . . . .  2051
- Galletas y galletitas . . . . .  2052
- Productos de panadería congelados, excepto pan . . . . .  2053
- Dulces y otros productos de confitería, incluyendo dulces de chocolate . . . . .  2064
- Otros productos de confitería, maníes y nueces – *Especifique* . . . . .  2069

- Aceites y grasas comestibles – *Especifique* . . . . .  2079

- Licores destilados y mezclados . . . . .  2085
- Refrescos embotellados y enlatados . . . . .  2086
- Extractos y emulsiones para dar sabor . . . . .  2087
- Otro tipo de bebida – *Especifique* . . . . .  2089

- Pescados y mariscos enlatados y curados . . . . .  2091
- Café tostado, concentrados y extractos de café . . . . .  2095
- Hielo manufacturado . . . . .  2097
- Otros alimentos preparados y productos análogos – *Especifique* . . . . .  2099

#### Productos de tabaco

- Cigarros . . . . .  2121
- Otros productos de tabaco – *Especifique* . . . . .  2129

### Sección 31. TIPO DE ACTIVIDAD – MANUFACTURA (Continuación)

#### Productos textiles

070

- Fábrica de ropa tejida para uso exterior, tales como abrigos y sudaderas . . . . .  2253
- Telas, alfombras, hilaza e hilo y otros productos de fábricas de tejido – *Especifique* . . . . .  2299

#### Ropa y otros productos terminados hechos de tela y materiales similares

- Gabanes y abrigos para hombres y jovencitos . . . . .  2311
- Camisas para hombres y jovencitos . . . . .  2321
- Ropa interior y ropa de dormir para hombres y jovencitos . . . . .  2322
- Pantalones para hombres y jovencitos . . . . .  2325
- Ropa de trabajo para hombres y jovencitos . . . . .  2326
- Otras prendas de vestir y accesorios para hombres y jovencitos – *Especifique* . . . . .  2329

- Blusas y camisas para señoras y señoritas . . . . .  2331
- Vestidos para señoras y señoritas . . . . .  2335
- Otras prendas de vestir de uso externo para señoras y señoritas – *Especifique* . . . . .  2339

- Ropa interior y de dormir para damas y niños . . . . .  2341
- Sostenes, fajas y prendas de vestir análogas . . . . .  2342
- Vestidos, blusas y camisas para niñas y niños . . . . .  2361
- Otras ropas de niñas y niños para uso externo . . . . .  2369
- Cortinas . . . . .  2391
- Artículos para el hogar . . . . .  2392
- Plisados y bordados . . . . .  2395
- Adornos para automóviles y para ropa . . . . .  2396
- Otra ropa y artículos terminados – *Especifique* . . . . .  2399

#### Madera y productos de madera, excepto muebles

- Aserraderos, tablas para pisos y otros productos especiales de aserraderos – *Especifique* . . . . .  2429

- Taller de productos de madera cubiertos con materiales de metal y plástico . . . . .  2431
- Gabinets de cocina y tocadores de baño de madera . . . . .  2434
- Madera dura y blanda enchapada y contrachapada y estructuras de madera – *Especifique* . . . . .  2439

- Paletas y rampas de madera o de metal y madera . . . . .  2448
- Otros envases de madera – *Especifique* . . . . .  2449

- Preservación de madera . . . . .  2491
- Otros productos de madera – *Especifique* . . . . .  2499

## Parte F - MANUFACTURA (Continuación)

### Sección 31. TIPO DE ACTIVIDAD – MANUFACTURA (Continuación)

#### Muebles y accesorios

- 070
- Muebles de madera, excepto tapizados, para el hogar . . .  2511
- Muebles de madera tapizados para el hogar . . . . .  2512
- Muebles de metal para el hogar . . . . .  2514
- Colchones, bases y camas convertibles . . . . .  2515
- Otros muebles para el hogar – *Especifique* . . . . .  2519

- 
- Muebles de oficina hechos en madera y otros  
muebles de oficina – *Especifique* . . . . .  2529

- 
- Muebles para edificios públicos y otros muebles análogos . .  2531
- Estantes, armarios y accesorios de madera  
para tiendas . . . . .  2541
- Accesorios para oficinas y tiendas, excepto  
de madera . . . . .  2542
- Persianas, toldos de metal, varas y varillas para cortinas . .  2591
- Otros muebles y accesorios – *Especifique* . . . . .  2599

#### Papel y productos análogos

- Fábrica de papel . . . . .  2621
- Fábrica de cartón . . . . .  2631
- Cajas de cartón desarmadas . . . . .  2652
- Cajas de cartón corrugado y de fibra sólida . . . . .  2653
- Cajas de cartón dobladas . . . . .  2657
- Otros envases y cajas de cartón – *Especifique* . . . . .  2659

- 
- Bolsas de papel revestido, de plástico y de aluminio . . . .  2673
- Otros productos de papel y productos  
análogos – *Especifique* . . . . .  2679

#### Impresos, publicaciones e industrias análogas

- Periódicos: publicación o publicación e impresión . . . . .  2711
- Revistas: publicación o publicación e impresión . . . . .  2721
- Libros y folletos: publicación o publicación e impresión . . .  2731
- Actividades misceláneas de publicaciones . . . . .  2741
- Impresos comerciales, litográficos . . . . .  2752
- Impresos comerciales, fotograbado . . . . .  2754
- Otros impresos comerciales . . . . .  2759
- Reproducción de formularios . . . . .  2761
- Otras publicaciones e impresos – *Especifique* . . . . .  2799

#### Productos químicos y productos análogos

- Gases industriales y otros productos químicos  
inorgánicos – *Especifique* . . . . .  2819

### Sección 31. TIPO DE ACTIVIDAD – MANUFACTURA (Continuación)

#### Productos químicos y productos análogos (Continuación)

- 070
- Materiales plásticos y resinas . . . . .  2821
- Otros materiales sintéticos y fibras fabricadas,  
excepto vidrio – *Especifique* . . . . .  2829

- 
- Productos químicos medicinales y botánicos . . . . .  2833
- Preparados farmacéuticos para uso veterinario  
y de seres humanos . . . . .  2834
- Sustancias para diagnósticos . . . . .  2835
- Jabón y otros detergentes . . . . .  2841
- Lustradores y productos sanitarios . . . . .  2842
- Agentes limpiadores para superficies . . . . .  2843
- Perfumes, cosméticos y artículos de tocador . . . . .  2844
- Pinturas y productos análogos . . . . .  2851
- Adhesivos y selladores . . . . .  2891
- Otros químicos y preparados químicos – *Especifique* . . . .  2899

#### Refinados de petróleo e industrias análogas

- Productos de petróleo refinado, incluyendo gasolina  
y aceite . . . . .  2911
- Mezcla para la pavimentación de asfalto y bloques . . . . .  2951
- Otros productos de petróleo y carbón – *Especifique* . . . .  2999

#### Productos de goma y de plásticos misceláneos

- Hojas y planchas laminadas en plástico . . . . .  3083
- Botellas plásticas . . . . .  3085
- Otros productos de goma y de plásticos – *Especifique* . . .  3089

#### Cuero y productos de cuero

- Calzado para hombres, excepto atlético . . . . .  3143
- Carteras y bolsas de mujer . . . . .  3171
- Artículos de cuero de uso personal excepto  
carteras y bolsas de mujer . . . . .  3172
- Otros cueros y productos de cuero – *Especifique* . . . . .  3199

#### Productos de piedra, barro, vidrio y concreto

- Productos de vidrio hechos de vidrio comprado . . . . .  3231
- Bloques y ladrillos de hormigón . . . . .  3271
- Productos de hormigón, excepto bloques y ladrillos . . . .  3272
- Hormigón preparado . . . . .  3273
- Piedra cortada y productos de piedra . . . . .  3281
- Otros productos de vidrio, cemento hidráulico, arcilla,  
barro, yeso, cal, abrasivos, asbestos y productos  
minerales no metálicos – *Especifique* . . . . .  3299



## Parte F – MANUFACTURA (Continuación)

### Sección 31. TIPO DE ACTIVIDAD – MANUFACTURA (Continuación)

#### Industrias de metales primarios

- 070
- Alambres, clavos y púas de acero . . . . .  3315
- Fundición de hierro y acero, metales no ferrosos  
y otras industrias de productos de metales  
primarios – *Especifique* . . . . .  3399

#### Fabricación de productos metálicos

- Latas de metal . . . . .  3411
- Equipo de calefacción, excepto eléctrico . . . . .  3433
- Fabricación de metal para estructuras . . . . .  3441
- Puertas, bastidores y molduras de metal . . . . .  3442
- Planchas de metal fabricado (talleres de calderas) . . . . .  3443
- Láminas de metal . . . . .  3444
- Trabajos de metal para arquitectura y decoración . . . . .  3446
- Otros trabajos de metal para estructuras – *Especifique* . . . . .  3449

- Productos de máquinas de tornillos . . . . .  3451
- Tornillos, tuercas, remaches, cerrojos y arandelas . . . . .  3452
- Otros metales moldeados – *Especifique* . . . . .  3469

- Galvanizado y pulido de metales . . . . .  3471
- Productos misceláneos de alambre . . . . .  3496
- Otros productos de metal – *Especifique* . . . . .  3499

#### Maquinaria industrial y comercial y equipo de computadoras

- Troqueles, herramientas, plantillas y accesorios . . . . .  3544
- Otra maquinaria y equipo para trabajo en metal –  
*Especifique* . . . . .  3549

- Computadoras electrónicas . . . . .  3571
- Equipo periférico de computadoras, incluyendo  
impresor, "plotter" y monitores para gráficas . . . . .  3577
- Otro equipo de oficina, incluyendo calculadoras y  
terminales y mecanismos para el almacenamiento  
de datos en computadora – *Especifique* . . . . .  3579

- Equipo de refrigeración (aire acondicionado)  
y calefacción . . . . .  3585
- Otra maquinaria comercial e industrial y equipo de  
computadoras – *Especifique* . . . . .  3599

### Sección 31. TIPO DE ACTIVIDAD – MANUFACTURA (Continuación)

#### Equipos y componentes electrónicos y eléctricos, excepto equipo de computadoras

070

- Generadores, distribuidores y transformadores  
especializados . . . . .  3612
- Dispositivos y cuadros de distribución . . . . .  3613
- Otros aparatos eléctricos industriales – *Especifique* . . . . .  3629

- Enseres para el hogar – *Especifique* . . . . .  3639

- Dispositivos de alambrado conductores de corriente . . . . .  3643
- Otro equipo eléctrico para alumbrado y  
alambrado – *Especifique* . . . . .  3648

- Equipo telefónico y telegráfico . . . . .  3661
- Radio, televisión y otros equipos de comunicación –  
*Especifique* . . . . .  3669

- Tablero de circuito impreso . . . . .  3672
- Bobinas, transformadores y conductores electrónicos . . . . .  3677
- Otros equipos y componentes eléctricos y  
electrónicos – *Especifique* . . . . .  3679

#### Equipo de transportación

- Piezas y accesorios para vehículos de motor . . . . .  3714
- Vehículos de motor y equipo de vehículos de  
motor – *Especifique* . . . . .  3719

- Construcción y reparación de botes . . . . .  3732
- Aviones, barcos y otros medios de transportación; piezas,  
equipo y reparación – *Especifique* . . . . .  3799

#### Instrumentos de medida, análisis y control; artículos fotográficos, médicos y ópticos; relojes

- Instrumentos para medir la corriente eléctrica . . . . .  3825
- Equipo e instrumentos quirúrgicos, médicos y  
de veterinaria . . . . .  3841
- Utensilios y suministros ortopédicos, prostéticos y  
quirúrgicos . . . . .  3842
- Equipo y suministros dentales, aparatos radiográficos, de  
irradiación, electromédicos y electroterapéutico –  
*Especifique* . . . . .  3849

- Artículos oftálmicos (lentes de contacto, espejuelos y  
gafas de sol) . . . . .  3851
- Otros instrumentos de medida, análisis y control; artículos  
fotográficos y ópticos; relojes – *Especifique* . . . . .  3879

**Parte F – MANUFACTURA (Continuación)**

**Sección 31. TIPO DE ACTIVIDAD – MANUFACTURA (Continuación)**

**Industrias manufactureras misceláneas** 070

Joyería, metales preciosos . . . . .  3911

Artículos de plata y electroplata . . . . .  3914

Materiales para joyeros y trabajo lapidario . . . . .  3915

Joyería de fantasía y novedades de fantasía . . . . .  3961

Cierres, botones, agujas y alfileres . . . . .  3965

Rótulos y especialidades publicitarias . . . . .  3993

Otras industrias manufactureras – *Especifique* . . . . .  3999

**Sección 32. EMBARQUES Y OTROS INGRESOS**

	Millo- nes	Miles	Dóla- res
<b>a. ¿Cuál fue el VALOR DE LOS EMBARQUES de productos hechos en este establecimiento en 1997?</b> (Incluya las transferencias entre plantas.)	601		
<b>b. ¿Cuáles fueron los ingresos de TRABAJO POR CONTRATO hecho para clientes con los materiales de los mismos clientes?</b> (Describe los productos en los que trabajó y el tipo de trabajo hecho.)	602		
<b>c. ¿Cuáles fueron los INGRESOS MISCELÁNEOS por –</b>	603		
<b>(1) Ventas de desperdicios y desechos?</b>			
<b>(2) Otros ingresos misceláneos (Incluyendo ingresos por trabajos de reparación, etc.)?</b>	604		
<b>d. ¿Cuáles fueron los ingresos por REVENTAS, i.e., ventas de productos comprados y revendidos sin elaboración, manufactura o montaje adicional en este establecimiento?</b>	605		

**Sección 33. EMPLEO Y HORAS TRABAJADAS**

	Número de empleados
<b>a. ¿Cuántos TRABAJADORES DE PRODUCCION fueron empleados en 1997 durante el periodo de pago que incluyó el 12 de cada mes indicado a continuación?</b> (Incluya empleados permanentes o temporeros, de jornada completa o parcial.)	610
<b>(1) Marzo</b>	611
<b>(2) Mayo</b>	612
<b>(3) Agosto</b>	613
<b>(4) Noviembre</b>	615
<b>b. ¿Cuántos fueron los otros empleados que trabajaron durante el periodo de pago que incluyó el 12 de marzo?</b>	615
<b>c. ¿Cuántas horas fueron trabajadas por los TRABAJADORES DE PRODUCCION, por trimestre?</b>	Horas trabajadas
<b>(1) Enero a marzo</b>	616
<b>(2) Abril a junio</b>	617
<b>(3) Julio a septiembre</b>	618
<b>(4) Octubre a diciembre</b>	619
<b>(5) TOTAL de horas trabajadas</b> (Suma de las líneas (1) hasta la (4))	620

**Sección 34. NOMINA**

**¿Cuál fue la nómina anual, antes de las deducciones, para este establecimiento en 1997?**

	Millo- nes	Miles	Dóla- res
<b>a. Trabajadores de producción</b>	625		
<b>b. Todos los otros empleados</b>	626		

**Sección 35. COSTOS ESCOGIDOS**

**¿Cuál fue el costo para este establecimiento en 1997 por concepto de materiales y servicios usados?**

	Millo- nes	Miles	Dóla- res
<b>a. Electricidad</b>	630		
<b>b. Combustibles usados para calefacción o energía</b>	631		
<b>(1) Gas</b>	632		
<b>c. Labor contratada para la producción</b>	633		
<b>d. Trabajos bajo contrato y labor que no es de producción realizados para usted por otros</b>	634		
<b>e. Artículos comprados y revendidos en la misma condición</b>	635		
<b>f. Materiales, piezas, componentes, envases, etc.</b>	635		

**Sección 36. INVENTARIOS**

**a. ¿Tuvo inventarios al final de 1996 ó 1997?**

636 1  SI – Continúe en la sección 36b  
2  NO – Pase a la sección 37

**b. ¿En este establecimiento, están los inventarios sujetos al método de valoración de últimas entradas, primeras salidas (LIFO)?**

637 1  SI – Complete el resto de esta sección  
2  NO – Pase a la sección 36c

	FINES DE 1997			FINES DE 1996		
	Millo- nes	Miles	Dóla- res	Millo- nes	Miles	Dóla- res
<b>(1) Cantidad sujeta al método de costo LIFO (bruto)</b>	638			639		
<b>(a) Cantidad de la reserva LIFO</b>	640			641		
<b>(b) Valor LIFO de la línea (1) (neto)</b>	642			643		
<b>(2) Cantidad no sujeta al método de costo LIFO</b>	644			645		

**c. ¿Cuál fue el valor TOTAL de todos los inventarios al finalizar los años 1996 y 1997?**

	FINES DE 1997			FINES DE 1996		
	Millo- nes	Miles	Dóla- res	Millo- nes	Miles	Dóla- res
<b>(1) Materiales, suministros, etc.</b>	646			647		
<b>(2) Trabajo en proceso</b>	648			649		
<b>(3) Productos terminados</b>	650			651		
<b>(4) TOTAL de los inventarios (Suma de las líneas (1) hasta la (3))</b>	652			653		

**AVISO** – (Sólo para usuarios de LIFO) La suma de las líneas b(1)(a), b(1)(b) y b(2) debe ser igual a la línea c(4).

**Parte F – MANUFACTURA (Continuación)**

<b>Sección 37. DESEMBOLSOS DE CAPITAL</b>	Millo- nes	Miles	Dóla- res
<b>a. ¿Cuáles fueron los desembolsos de capital por edificios y maquinaria USADA en 1997</b> (excluyendo terreno)? (Desembolsos de capital nuevos NO deben ser incluidos en la sección 37a, pero deben ser indicados a continuación en la sección 37b.)	655		
<b>b. ¿Cuáles fueron los desembolsos de capital por edificios y maquinaria NUEVA?</b> (1) Edificios y otras estructuras (Excluya el terreno.)	656		
(2) Maquinaria y equipo	657		

**Sección 38. VALOR DE LOS PRODUCTOS EMBARCADOS Y TRABAJO POR CONTRATO REALIZADO SEGUN LA LOCALIZACION DEL CLIENTE**  
**¿Cuál fue el valor total en dólares por concepto de productos hechos y trabajo por contrato realizado en 1997 para clientes en cada una de las siguientes localizaciones?**

Localización del cliente  (1)	Valor de los productos embarcados (2)			Valor del trabajo por contrato (3)		
	Millo- nes	Miles	Dóla- res	Millo- nes	Miles	Dóla- res
<b>a.</b> EE.UU. y territorios (No incluya Puerto Rico y las Islas Vírgenes.)	659			660		
<b>b.</b> Islas Vírgenes	661			662		
<b>c.</b> América Central, Sur América y la Zona del Caribe (No incluya las Islas Vírgenes.)	663			664		
<b>d.</b> Otros lugares del extranjero	665			666		
<b>e.</b> Puerto Rico – <i>Complete las líneas de la f hasta la l a continuación</i>	667			668		

Si usted declaró en la línea e, columnas (2) y (3): **¿Cuál fue la distribución de los embarques o trabajo por contrato para clientes ubicados en Puerto Rico?** (La suma de las líneas f hasta la l debe ser igual a las cifras en la línea e, arriba.)

Clase de cliente  (1)	Valor de los productos embarcados (2)			Valor del trabajo por contrato (3)		
	Millo- nes	Miles	Dóla- res	Millo- nes	Miles	Dóla- res
<b>f.</b> Mayoristas	670			671		
<b>g.</b> Detallistas	672			673		
<b>h.</b> Consumidores domésticos	674			675		
<b>i.</b> Gobierno del Estado Libre Asociado	676			677		
<b>j.</b> Compañías de construcción	678			679		
<b>k.</b> Otros establecimientos manufactureros	680			681		
<b>l.</b> Otros clientes	682			683		

**Sección 39. PREGUNTA ESPECIAL**  
Si marcó en la sección 4 el encasillado que indica "Corporación": **¿Cuál de los siguientes tipos de corporación describe mejor a este establecimiento al finalizar 1997? Marque (X) UN solo encasillado.**

685 1  Corporación doméstica  
 2  Corporación no doméstica bajo la sección 936  
 3  Corporación no doméstica bajo la sección 30A  
 4  Otra corporación no doméstica

**PASE A LA PARTE H, PAGINA 18 Y LLENE EL RESTO DEL CUESTIONARIO.**

## Parte G – CONSTRUCCION

### Sección 40. TIPO DE ACTIVIDAD – CONSTRUCCION

a. Describa el tipo de actividad de construcción PRINCIPAL a la que se dedicó este establecimiento en 1997.

COMO  
INDICAR  
POR CIENTOS

Indique los porcentajes como números enteros

EJEMPLO: Indique 38.76% como →

Por ciento

**39** %

b. ¿Cuál fue el porcentaje estimado del VALOR TOTAL EN DOLARES DE LOS INGRESOS COMERCIALES (sección 5) en 1997 para cada una de las siguientes actividades?

#### Actividades de construcción

	Por ciento	
Construcción de edificios en terreno ajeno – contratista general	703	%
Construcción de edificios en terreno propio	704	%
Construcción de carreteras, calles, áreas de estacionamiento, pistas de aterrizaje y trabajo relacionado con la construcción de calles y carreteras	705	%
Construcción pesada, tal como puentes, túneles, alcantarillados y otras líneas de servicio público	706	%
Otro tipo de construcción pesada, tal como petroquímicas y plantas de energía para complejos industriales	707	%
Subdivisión y preparación de terreno propio, para la venta	708	%
Subdivisión y preparación de terreno propio, para arriendo o alquiler	709	%
Subdivisión y preparación de terreno ajeno	710	%

**AVISO:** Los contratistas generales que realizaron cualquiera de los trabajos especializados listados a continuación como parte de un contrato general, NO deberán llenar estos encasillados. Sin embargo, si trabajó como Contratista de Trabajos Especializados en 1997, deberá llenar los encasillados correspondientes.

	Por ciento	
Trabajos de enlucido, "drywall" (paredes en seco), acústica e insulación	711	%
Plomería, calefacción y aire acondicionado	712	%
Techado, alero y láminas metálicas	713	%
Trabajo de carpintería	714	%
Trabajo de hormigón	715	%
Trabajo de electricidad	716	%
Instalación o construcción de equipo para edificios	717	%
Trabajo de excavación	718	%
Instalación y otros trabajos para pisos	719	%
Trabajos con vidrios y vidriería	720	%
Albañilería, colocación de piedras y otros trabajos de piedra	721	%
Pintura y empapelado de paredes	722	%
Construcción de estructuras en acero	723	%

### Sección 40. TIPO DE ACTIVIDAD – CONSTRUCCION (Continuación)

#### Actividades de construcción (Continuación)

	Por ciento	
Contratista de construcción de piscinas	724	%
Trabajo de terrazo, azulejo, mármol y mosaico	725	%
Perforación de pozos de agua	726	%
Trabajo de demolición y destrucción	727	%
Otros tipos de trabajos por contrato – Especifique el tipo	728	%
	729	%
	730	%
<b>Otras actividades que no son de construcción</b>	731	
Servicios de arquitectura e ingeniería	732	%
Alquiler de maquinaria y equipo de construcción	733	%
Comercio al detal – Especifique el tipo	734	%
Venta de terreno	735	%
Comercio al por mayor, manufactura y transportación	736	%
Administración de construcción	737	%
Otras actividades comerciales – Especifique el tipo	738	%
	739	%
<b>TOTAL</b>	<b>100</b>	<b>%</b>

**Parte G – CONSTRUCCION (Continuación)**

**Sección 41. VALOR DEL NEGOCIO EN DOLARES**

**a. ¿Cuál fue el valor en dólares de todo el trabajo de construcción realizado en 1997?** →

Miliones	Miles	Dólares
741		

*INCLUYA –*

- Construcción nueva
- Ampliaciones y alteraciones o reconstrucción
- Contratos por trabajos especializados
- Trabajo de mantenimiento y reparación
- Desarrollo y mejoramiento de terrenos
- Edificios y otras estructuras construidas para la venta, sin incluir el valor del terreno
- Instalación y servicio de equipo
- Trabajo de construcción por cuenta propia

**b. ¿Cuáles fueron los ingresos obtenidos en 1997 por concepto de otros tipos de negocio que no están indicados en la pregunta anterior?** →

Miliones	Miles	Dólares
742		

*INCLUYA –*

- Servicios de arquitectura e ingeniería
- Alquiler de maquinaria y de equipo
- Venta de terreno
- Comercio al detal
- Otros servicios

**Sección 42 TIPOS DE CONSTRUCCION (Continuación)**

Tipos de construcción	Por ciento del trabajo de construcción realizado (a)	Desglose de la columna (a)	
		Construcción nueva (b)	Trabajo de mantenimiento y reparación (c)
Otra construcción que no sea construcción de edificios – <i>Especifique</i>	792	794	796
	%	%	%
<b>Valor TOTAL</b> del trabajo de construcción realizado (La suma de la columna (b) + la columna (c) debe ser igual a 100%)	<b>100</b> %	798	800
		%	%

**Sección 42. TIPOS DE CONSTRUCCION**

**¿Cuál fue el porcentaje estimado de la cantidad indicada en la sección 41a (el valor en dólares del trabajo de construcción realizado en 1997) para cada tipo de construcción listado a continuación?** (Para cada anotación de la columna (a), indique el porcentaje correspondiente a la construcción nueva (incluya ampliaciones y alteraciones) en la columna (b) y el porcentaje de trabajo de mantenimiento y reparación en la columna (c).)

**AVISO – Columna (b) + columna (c) = columna (a).**

Tipos de construcción	Por ciento del trabajo de construcción realizado (a)	Desglose de la columna (a)	
		Construcción nueva (b)	Trabajo de mantenimiento y reparación (c)
<b>CONSTRUCCION DE EDIFICIOS</b>	744	746	748
Casas unifamiliares (separadas, unidas y "townhouses")	%	%	%
Edificios de apartamentos y otros edificios residenciales	750	752	754
	%	%	%
Edificios industriales y almacenes	756	758	760
	%	%	%
Edificios comerciales (bancos, oficinas, tiendas, restaurantes, garajes públicos, estaciones de servicio automovilístico y edificios para actividades recreativas)	762	764	766
	%	%	%
Otros edificios no residenciales – <i>Especifique</i>	768	770	772
	%	%	%
<b>OTRA CONSTRUCCION QUE NO SEA DE EDIFICIOS</b>	774	776	778
Carreteras, calles y otros trabajos relacionados	%	%	%
Puentes, túneles y carreteras elevadas	780	782	784
	%	%	%
Acueductos, alcantarillados, tuberías y vías para la transmisión de energía y comunicación	786	788	790
	%	%	%

**Sección 43. EMPLEO Y HORAS TRABAJADAS**

**a. ¿Cuántos TRABAJADORES DE CONSTRUCCION fueron empleados en 1997 durante el período de pago que incluyó el 12 de cada mes indicado a continuación?**

	Número de empleados
(Incluya empleados permanentes o temporeros, de jornada completa o parcial.)	825
(1) Marzo	826
(2) Mayo	827
(3) Agosto	828
(4) Noviembre	829

**b. ¿Cuántos fueron los otros empleados que trabajaron durante el período de pago que incluyó el 12 de marzo?**

830

**c. ¿Cuántas horas fueron trabajadas por los TRABAJADORES DE CONSTRUCCION, por trimestre?**

(1) Enero a marzo	831
(2) Abril a junio	832
(3) Julio a septiembre	833
(4) Octubre a diciembre	834
(5) <b>TOTAL</b> de horas trabajadas (Suma de las líneas (1) hasta la (4))	834

**Sección 44. NOMINA**

**¿Cuál fue la nómina anual, antes de las deducciones, para este establecimiento en 1997?**

	Miliones	Miles	Dólares
a. Trabajadores de construcción	835		
b. Todos los otros empleados	836		

**Sección 45. TRABAJOS DE CONSTRUCCION OTORGADOS A SUBCONTRATISTAS**

**¿Cuál fue el costo por concepto de trabajos de construcción subcontratados a otros contratistas de construcción para este establecimiento en 1997?** (Incluya los trabajos de construcción realizados por empresas manufactureras y el valor de los materiales vendidos a los subcontratistas.)

	Miliones	Miles	Dólares
	837		

## Parte G – CONSTRUCCION (Continuación)

Sección 46. COSTOS ESCOGIDOS	Millo- nes	Miles	Dóla- res
<b>¿Cuál fue el costo por concepto de materiales y servicios usados para este establecimiento en 1997?</b>	838		
a. <u>Electricidad</u>	839		
b. <u>Gasolina, combustible diesel y gasohol</u>	840		
c. <u>Otros combustibles para calefacción o energía tales como gas natural, y lubricantes, aceites y grasas.</u>	841		
d. <u>Comunicación y reparación de maquinaria, equipo, edificios y otras estructuras</u>	842		
e. <u>Alquiler o arrendamiento de maquinaria y equipo de construcción, equipo de transportación, edificios y otras estructuras, equipo de oficina y accesorios (No incluya los pagos por trabajos subcontratados.)</u>	843		
f. <u>Materiales, componentes y suministros</u>			

Sección 47. TRABAJOS REALIZADOS PARA OTROS CONTRATISTAS O CONSTRUCTORES		Por ciento
<b>¿Realizó este establecimiento algún trabajo para otros contratistas o constructores en 1997?</b>		854
853	<input type="checkbox"/> SI – <i>Estime qué porcentaje del valor en dólares de los trabajos de construcción realizados (sección 41a) en 1997 corresponde a dicho trabajo.</i>	%
	<input type="checkbox"/> NO	

Sección 48. PROPIEDAD DE PROYECTOS DE CONSTRUCCION		Por ciento
<b>¿Cuál fue el porcentaje estimado del valor en dólares de los trabajos de construcción realizados (sección 41a) correspondiente a proyectos gubernamentales y privados en 1997?</b>		855
a. <u>Construcción propiedad del gobierno (Federal, Estado Libre Asociado o municipal)</u>		%
b. <u>Construcción propiedad privada</u>		%
c. <b>Valor TOTAL</b> del trabajo de construcción realizado (sección 41a) en 1997		<b>100</b> %

Sección 49. BIENES, GASTOS DE CAPITAL Y DEPRECIACION	Edificios, remolques en el local de construcción, ampliaciones e instalaciones relacionadas, sin incluir el terreno (1)			Maquinaria, equipo y vehículos (2)		
	Millo- nes	Miles	Dóla- res	Millo- nes	Miles	Dóla- res
a. <b>¿Cuál fue el valor BRUTO de los bienes depreciables</b> (usualmente, el costo original) <b>a PRINCIPIOS de 1997?</b>	857			858		
b. <b>¿Cuáles fueron los gastos de capital por automóviles, camiones, etc.</b> (para ser usados principalmente en carreteras) <b>NUEVOS en 1997?</b>				859		
c. <b>¿Cuáles fueron los gastos de capital por edificios, maquinaria y vehículos NUEVOS para los proyectos de construcción en 1997?</b>	860			861		
d. <b>¿Cuáles fueron los gastos de capital por edificios y maquinaria USADA en 1997?</b> (Incluya automóviles, camiones, etc. usados.)	862			863		
e. <b>¿Cuál fue el valor BRUTO de bienes depreciables vendidos, retirados, desechados, etc. en 1997?</b>	864			865		
f. <b>¿Cuál fue el valor bruto de bienes depreciables al FINALIZAR el 1997?</b> (La suma de a + b + c + d - e)	866			867		
g. <b>¿Cuáles fueron los cargos por depreciación en 1997?</b>	868			869		

**PASE A LA PARTE H, PAGINA 18, Y LLENE EL RESTO DEL CUESTIONARIO**



## LINEAS DE PRODUCTOS DEL COMERCIO AL POR MAYOR

CODIGO	LINEA DE PRODUCTO	CODIGO	LINEA DE PRODUCTO
<b>0140</b>	Camiones y tractores	<b>2460</b>	Otros materiales industriales
<b>0250</b>	Equipo para el mercadeo de productos petroleros	<b>2500</b>	Equipo y artículos de salones de belleza y barbería
<b>0420</b>	Muebles para oficinas y negocios	<b>2520</b>	Equipo y materiales para conserjes
<b>0500</b>	Porcelana, cristalería, loza y utensilios domésticos plásticos para el hogar	<b>2530</b>	Equipo y materiales de lavandería y de limpieza en seco (dry cleaning)
<b>0530</b>	Superficies para pisos	<b>2540</b>	Otro equipo y material de establecimientos de servicios
<b>0540</b>	Otros artículos para el hogar	<b>2600</b>	Equipo y material de aviación y aeronáutica
<b>0720</b>	Materiales para techar, para trabajos con tablas de forro, de aislamiento y para canales de desagüe	<b>2620</b>	Maquinaria, equipo y materiales para industrias navieras
<b>0730</b>	Vidrios (Excluya automóviles.)	<b>2630</b>	Otro equipo y material de transportación
<b>0740</b>	Otros materiales de construcción	<b>2700</b>	Artículos y materiales para recreación y deportes
<b>0800</b>	Equipo y materiales fotográficos	<b>2800</b>	Juguetes y artículos y materiales para "hobbies"
<b>0920</b>	Equipo de computadora nuevo	<b>2900</b>	Desperdicios de metales ferrosos
<b>0930</b>	Equipo de computadora usado	<b>2920</b>	Desperdicios de metales no ferrosos
<b>0950</b>	Programas ("software") de computadoras - en existencias	<b>2940</b>	Desechos, excepto metal
<b>0960</b>	Equipo y suministros para restaurantes y hoteles	<b>3000</b>	Prendas, relojes, diamantes y otras piedras preciosas y metales (incluya cubiertos de plata.)
<b>0970</b>	Máquinas y equipo para tiendas	<b>3100</b>	Instrumentos y artículos musicales
<b>1030</b>	Artículos ópticos y oftálmicos	<b>3120</b>	Productos forestales, excepto madera
<b>1020</b>	Suministros dentales	<b>3150</b>	Otros artículos duraderos
<b>1040</b>	Artículos religiosos y escolares	<b>3200</b>	Papel de escribir y papel de imprenta
<b>1050</b>	Otro equipo y material profesional	<b>3300</b>	Objetos de escritorio, artículos de oficina y tarjetas de felicitación
<b>1100</b>	Metales ferrosos	<b>3400</b>	Papel para uso industrial y personal
<b>1230</b>	Metales no ferrosos	<b>3600</b>	Telas y tejidos
<b>1300</b>	Carbón y coque	<b>3700</b>	Mercería y ropa de casa (manteles, sábanas, fundas para almohadas y toallas)
<b>1320</b>	Otros minerales y metalíferos	<b>5000</b>	Ganado, cerdos, ovejas y cabras
<b>1650</b>	Equipo de comunicación electrónico	<b>5100</b>	Cuero y pieles
<b>1660</b>	Equipo electrónico para medición y probación, excepto automotriz	<b>5120</b>	Tabaco en rama
<b>1900</b>	Equipo y materiales para calefacción y acondicionamiento de aire	<b>5130</b>	Lana, estambre y mohair (tela de angora)
<b>2000</b>	Equipo y materiales de refrigeración	<b>5140</b>	Otros productos agrícolas (incomestibles)
<b>2100</b>	Maquinaria, equipo y piezas para construcción y minería	<b>5200</b>	Algodón
<b>2200</b>	Maquinaria, equipo y piezas para la agricultura	<b>5320</b>	Gases industriales
<b>2220</b>	Maquinaria, equipo y piezas para jardinería	<b>5500</b>	Petróleo crudo
<b>2230</b>	Maquinaria, equipo y piezas para el procesamiento de alimentos	<b>5800</b>	Materiales agrícolas
<b>2330</b>	Maquinaria, equipo y piezas para la metalurgia	<b>5900</b>	Tabaco y productos tabaqueros
<b>2340</b>	Equipo y piezas para el manejo de materiales	<b>6110</b>	Flores y materiales para floristerías
<b>2350</b>	Maquinaria, equipo y materiales para refinerías de petróleo, pozos petroleros y oleoductos	<b>6120</b>	Artesanía (Incluya artículos de regalo, novedades y "souvenirs.")
<b>2360</b>	Otra maquinaria, equipo y piezas de carácter industrial	<b>6130</b>	Sacos de tela y arpillera
<b>2370</b>	Equipo de transmisión de fuerza motriz	<b>6140</b>	Pelucas, hilo y productos de cuero
		<b>6150</b>	Otros productos perecederos



# HOJA DE INFORMACION

## CENSO ECONOMICO DE PUERTO RICO

Los censos económicos incluyen establecimientos que se dedican a las siguientes actividades:

**Comercio al por mayor** – Venta de mercancía al por mayor a comerciantes detallistas, usuarios industriales e institucionales y otros consumidores no domésticos.

**Comercio al detal** – Venta de mercancía para consumo personal o familiar y a prestar servicios relacionados con la venta de los artículos.

**Servicios** – Prestar una amplia variedad de servicios a individuos, establecimientos comerciales y de gobierno y otras organizaciones. Los hoteles, moteles y otros lugares de alojamiento son parte del sector de servicios.

**Manufactura** – Fabricación, elaboración y montaje de las piezas que componen los productos.

**Construcción** – Construcción nueva y original; ampliaciones, alteraciones, rehabilitación, remodelación o reconstrucción realizadas por contratistas generales, constructores que trabajan por cuenta propia y contratistas de construcción pesada; y trabajo de mantenimiento, reparación y servicio realizado por electricistas, plomeros, carpinteros, etc.

Si usted **NO** se dedica a estos tipos de actividades, **LLENE LAS SECCIONES 1 HASTA LA 8 Y FIRME EL CUESTIONARIO (sección 52), página 18.**

### QUIENES DEBEN LLENAR EL CUESTIONARIO

Toda firma que reciba un cuestionario del censo está obligada a llenar y devolver un cuestionario aparte para cada uno de sus establecimientos.

### DEFINICION DE ESTABLECIMIENTO

Un establecimiento es definido como una sola ubicación física donde se llevan a cabo actividades comerciales o se realizan operaciones industriales.

### INSTRUCCIONES GENERALES

- Los respondedores no están obligados a proveer respuestas a encuestas, a menos que el cuestionario muestre un número válido de la OMB (Office of Management and Budget). El número de la OMB se encuentra a la izquierda sobre el bloque titulado "Para uso del censo".
- Si el establecimiento cesó operaciones durante 1997, (fue cerrado, vendido o arrendado a otra compañía), llene el cuestionario basado en el tiempo que el establecimiento estuvo operando en 1997.
- Si necesita más espacio para llenar alguna sección, utilice la sección para comentarios al final del cuestionario (si aplica) o adjunte una hoja separada. Si añade hojas adicionales, escriba el Número de Archivo del Censo (CFN) y el número de la sección en la parte superior de cada hoja.
- Favor de retener una copia del cuestionario en sus archivos una vez sea llenado.

### Instrucciones Para Secciones Escogidas:

#### ◆ Parte A – INFORMACION GENERAL

##### Sección 2. UBICACION FISICA

Parte a:

Llene esta parte si la dirección que aparece en la etiqueta que se encuentra en la portada del cuestionario es diferente a la ubicación física de este establecimiento.

Parte b:

Identifique siempre el municipio donde está localizado este establecimiento independientemente de su respuesta en la parte a.

##### Sección 5. VOLUMEN DEL NEGOCIO EN DOLARES

SU RESPUESTA ES ESTRICTAMENTE CONFIDENCIAL. Su informe se utilizará únicamente para desarrollar estadísticas sumarias. NO PUEDE SER UTILIZADO EN ASUNTOS RELACIONADOS CON CONTRIBUCIONES, INVESTIGACIONES O ACCIONES REGLAMENTARIAS.

Incluya:

- Ingreso bruto de la mercancía vendida, servicios prestados y trabajo de construcción realizado en 1997, aunque el pago de los mismos no se haya recibido en 1997.

- Valor total de todos los productos expedidos. Incluya los productos enviados a otras plantas, sucursales de venta, tiendas al por menor o almacenes de su compañía y los productos en consignación.
- Valor actual de la compensación recibida que no fue pagada al contado.
- Cantidades recibidas por concepto de trabajo, aunque el mismo haya sido subcontratado a otros.
- Comisiones, honorarios y otros ingresos de operación para **industrias de servicio** que prestan servicios a comisión, tales como agencias de viaje y agencias de publicidad. NO incluya el valor bruto de las ventas o de las facturas despachadas.
- Valor corriente de las ventas de productos vendidos en lugar de las comisiones recibidas por comerciantes **mayoristas y detallistas** que venden mercancía a consignación o a comisión.
- Ingresos por entrega, instalación, mantenimiento, reparación, alteración, alquiler de equipo, almacenaje y otros servicios y actividades.

No incluya:

- Impuestos sobre ventas y otros impuestos recaudados directamente de los clientes y pagados directamente a agencias de impuestos del Estado Libre Asociado o del Gobierno Federal.
- Ingresos no derivados de las operaciones del negocio, tales como inversiones, alquiler o venta de bienes raíces e intereses.
- Ventas e ingresos de departamentos o concesiones administradas por otras compañías.
- Comisiones recibidas de máquinas vendedoras (vending machines) operadas por otros.
- Valor de los productos hechos a base de comisión u honorarios para otros.
- Valor de los productos comprados y vendidos o transferidos de otros establecimientos **de su compañía** y vendidos sin elaboración adicional.
- Valor de los artículos devueltos.

### Sección 6. NOMINA

Las definiciones son las mismas que se usan en la Declaración Trimestral del Patrono Sobre la Contribución Federal al Seguro Social y Seguro Medicare, formulario 941-PR del Servicio Federal de Rentas Internas (IRS).

Incluya:

- Salarios, sueldos, propinas, vacaciones pagadas, bonos, comisiones y otras compensaciones pagadas a empleados durante 1997, estén o no sujetas a contribuciones sobre ingresos o a los impuestos establecidos bajo la Ley Federal de Contribuciones de Seguros (FICA).
- Salarios de los oficiales y ejecutivos de una corporación.

No incluya:

- Fondos pagados o retirados por los dueños o socios de firmas no incorporadas.
- Pensiones anuales o indemnizaciones suplementarias por desempleo, aunque se hayan retenido las contribuciones sobre ingresos.

### Sección 7. EMPLEO

Incluya:

Parte a:

- Empleados de jornada completa y parcial que figuraban en la nómina durante el período de pago que incluyó el 12 de marzo de 1997.

## Sección 7. EMPLEO – CONTINUACION

Incluya:

Parte a:

- Oficiales y ejecutivos asalariados de una corporación.
- Empleados ausentes que recibieron pago por vacaciones, enfermedad y días feriados.

Parte b:

Propietarios y socios de una compañía no incorporada que trabajaron 15 o más horas durante la semana del 12 de marzo de 1997.

Parte c:

Trabajadores de familia no remunerados de una compañía no incorporada que trabajaron 15 o más horas durante la semana del 12 de marzo de 1997.

## ◆ Parte B – COMERCIO AL POR MAYOR

### Sección 10. TIPO DE OPERACION

- Comerciante mayorista** – Establecimiento que se dedica a comprar y vender mercancía producida por otras firmas, por su propia cuenta.
- Oficina o sucursal de ventas del fabricante** – Establecimiento que pertenece o que está afiliado a una compañía manufacturera por su compañía matriz en Puerto Rico, Estados Unidos o territorios.
- Corredor, agente y vendedor a comisión** – Establecimiento que se dedica a comprar y vender mercancía como agencia, comisionista o corredor para otros, en vez de trabajar por cuenta propia.

### Sección 11. EMPLEO SEGUN LA ACTIVIDAD PRINCIPAL

Parte a:

Indique el número de empleados que se dedicaron a las ventas, vendedores ambulantes, vendedores en camiones y vendedores que trabajan desde sus hogares.

Parte c:

Esta categoría no aplica a compañías de un solo establecimiento. Si su compañía tiene más de un establecimiento, indique el número de empleados que proporcionaron servicios a otros establecimientos de esta compañía.

Parte d:

Indique en la línea b, el número de empleados que participaron en la distribución, clasificación, embalaje y otras actividades similares.

La suma de las líneas a hasta la e debe ser igual a la sección 7a.

### Sección 12. CLASE DE CLIENTE

Parte a:

Incluya ventas a agricultores para la producción agrícola solamente.

Parte b:

Incluya ventas para propósitos de construcción solamente.

Parte c:

Incluya ventas a compradores fuera de Puerto Rico solamente.

Parte h:

Incluya ventas a laboratorios, instituciones, empresas de servicio público, empresas dedicadas a prestar servicios y otros usuarios que normalmente compran mercancía para usarla en el negocio en vez de revenderla.

Parte i:

Incluya las ventas hechas al Gobierno Federal (incluyendo las fuerzas armadas, tiendas militares, la Administración General de Servicios, la Imprenta del Gobierno de los

EE.UU. y otras agencias), al Gobierno del Estado Libre Asociado y a los gobiernos municipales.

## Sección 13. GASTOS DE OPERACION

Incluya:

- Total de la nómina anual indicada en la sección 6a.
- Suplementos sobre sueldos y salarios.
- Pagos de impuestos y permisos para vender licor y tabaco.
- Cargos por depreciación en 1997, incluyendo cargos por depreciación de equipo obtenido a través de un contrato de capital o pago completo o equipo alquilado a otros a través de un contrato de operación.
- Pagos de arriendo y alquiler hechos en 1997, por concepto de equipo alquilado bajo contrato.
- Gastos de publicidad.
- Comisiones pagadas a otros.
- Artículos de oficina, gastos de correo, envío y materiales para empacar.
- Costo del trabajo realizado bajo contrato por otros.
- Otros gastos (tales como, almacenaje, reparaciones, deudas irrecuperables, robos y pérdidas por daño).

No incluya:

- Costo de la mercancía vendida.
- Impuestos sobre ingresos.
- Impuestos sobre ventas y otros impuestos recaudados directamente de clientes y pagados directamente a agencias de impuestos del Estado Libre Asociado o del Gobierno Federal.
- Gastos por el pago de intereses.
- Fondos pagados o retirados por los propietarios y socios de una firma no incorporada.
- Gastos de arriendo por mercancía obtenida a través de un contrato de capital, financiamiento o pago completo.

## Sección 14. VOLUMEN DEL NEGOCIO EN DOLARES

Parte b:

Indique el valor actual de los productos comprados y vendidos por otros, de los que obtuvo honorarios como agencia, corredor o comisionista. Si no puede obtener esta cifra, haga un estimado dividiendo el total de las comisiones recibidas entre el porcentaje a cobrar por las actividades relacionadas con las ventas.

Parte d:

Indique qué porcentaje del total de las ventas (según lo indicó en la sección 5) se debe a los productos extraídos o manufacturados en EE.UU., Puerto Rico o los territorios de EE.UU. por su compañía.

Parte e:

Indique el valor actual de los artículos transferidos (con facturas) a otros establecimientos de esta compañía.

## Sección 15. INVENTARIOS

Indique el valor total de todos los inventarios de este establecimiento al finalizar 1997 en base al costo o al valor actual, usando los métodos de contabilidad que se aceptan generalmente. Las cifras deben ser indicadas como aparecen en los libros de contabilidad. No incluya los inventarios ajenos que administraba este establecimiento.

Para obtener los inventarios sujetos al costo LIFO, utilice la suma de la cantidad LIFO, más la reserva LIFO para llenar la sección 15c.

## Sección 17. LINEAS DE PRODUCTOS

Si existe alguna otra mercancía no listada que haya contribuido el uno por ciento o más del total de las ventas, refiérase a la lista de Líneas de Productos del Comercio al por Mayor en la página 19 del cuestionario. Anote el producto, el código correspondiente y el por ciento del total de las ventas.

Indique en la línea para "Ingresos por servicios prestados y costo de la mano de obra" (Código 9700), los ingresos por concepto de construcción, entrega, instalación, contratos de servicio y actividades misceláneas incluidos en la sección 5.

## ◆ Parte C – COMERCIO AL DETAL

### Sección 19. ESPACIO BAJO TECHO -- Tiendas por Departamento, de Variedad, Supermercados y Farmacias SOLAMENTE.

Incluya:

- Sólo el espacio usado o controlado por este establecimiento.
- Todo el espacio ocupado por este establecimiento en cada piso de edificios de varios pisos.

#### ESPACIO TOTAL:

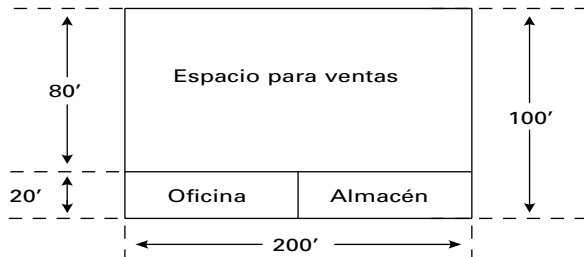
Anote el **total** de pies cuadrados de espacio bajo techo disponible al finalizar 1997. Incluya espacio para almacenamiento general, espacio refrigerado, oficinas, talleres, vidrieras y pasillos de entrada. No incluya espacio fuera del edificio, aunque esté bajo techo.

#### ESPACIO BAJO TECHO UTILIZADO PARA LA VENTA DE MERCANCIA

Anote los pies cuadrados de espacio utilizado para la **venta** de mercancía dentro de la tienda al finalizar 1997. Incluya todas las áreas de la tienda abiertas al público, incluyendo pasillos, elevadores, etc. No incluya vitrinas que den a la calle, pasillos de entrada u otro espacio fuera del edificio.

**EJEMPLO** — Cómo computar el espacio en pies cuadrados:

- (1) Total del espacio bajo techo es: 200 pies x 100 pies = 20,000 pies cuadrados
- (2) Espacio bajo techo para la venta de mercancía es: 200 pies x 80 pies = 16,000 pies cuadrados



## Sección 23. LINEAS DE MERCANCIA

Indique en la línea para "Ingresos no relacionados con mercancía, recibidos de clientes" (Código 9900), los ingresos recibidos por servicios prestados y por servicios contratados que fueron incluidos en la sección 5.

**NO INCLUYA las ventas de departamentos arrendados o concesiones administradas dentro de este establecimiento por otras compañías.**

## ◆ Parte D – SERVICIOS

No hay instrucciones adicionales para las secciones que aparecen en la Parte D.

## ◆ Parte E – HOTELES, MOTELES Y OTROS LUGARES DE ALOJAMIENTO

No hay instrucciones adicionales para las secciones que aparecen en la Parte E.

## ◆ Parte F – MANUFACTURA

### Sección 32. EMBARQUES Y OTROS INGRESOS

Para la definición del volumen del negocio en dólares, refiérase a las instrucciones para la sección 5.

La suma de las líneas a hasta la d debe ser igual a la sección 5.

### Sección 33. EMPLEO Y HORAS TRABAJADAS

Para la definición de empleo, refiérase a las instrucciones para la sección 7.

Parte a:

Indique el número de trabajadores de producción, hasta el nivel de capataz, que se dedicaron a la elaboración, montaje, envío (pero no entrega), conducir camiones que hacen entregas de hormigón mezclado y otros servicios relacionados.

Parte b:

Indique el resto de los empleados, incluyendo supervisores sobre el nivel de capataz, vendedores (incluyendo conductores que venden mercancía), empleados responsables de entregar la mercancía vendida (conductores de camiones y sus ayudantes), instaladores, oficinista y otro personal técnico profesional.

La suma de las líneas a(1) y b debe ser igual a la sección 7a.

Parte c:

Indique el total de horas trabajadas por trabajadores de producción en la planta. Incluya las horas extras que en realidad se trabajaron y no el equivalente de las mismas con el cual se determina el pago del sobretiempo. No incluya las horas pagadas por vacaciones, días feriados (a menos que en realidad se hayan trabajado) o días por enfermedad.

### Sección 34. NOMINA

Para la definición de nómina, refiérase a las instrucciones para la sección 6. La suma de las líneas a y b debe ser igual a la sección 6a.

### Sección 35. COSTOS ESCOGIDOS

El costo es la cantidad pagada o pagadera después de descuentos, incluyendo gastos de flete y otros cargos incurridos por la adquisición de los materiales o servicios.

Parte a:

No incluya el valor de la electricidad generada por su establecimiento.

Parte b:

No incluya el costo estimado del combustible producido por su establecimiento.

Parte c:

Incluya el costo por empleados que no están en su nómina, pero que han sido contratados a través de otra compañía para desempeñar trabajos específicos relacionados con la producción. No incluya el costo de los materiales usados, que debe ser incluido en la sección 35f.

Parte d:

No incluya el costo de los materiales usados, que debe ser incluido en la sección 35f.

Parte f:

Incluya **UNICAMENTE LOS MATERIALES QUE SE UTILIZARON** en la producción; no incluya los servicios usados ni los gastos generales fijos.

### Sección 36. INVENTARIOS

Indique el valor total de todos los inventarios de este establecimiento al finalizar 1996 y 1997 en base al costo o al valor actual, usando los métodos de contabilidad que se aceptan generalmente. Las cifras deben ser indicadas como aparecen en los libros de contabilidad. **No incluya** los inventarios ajenos que administraba este establecimiento.

Para obtener los inventarios sujetos al costo LIFO, utilice la suma de la cantidad LIFO, más la reserva LIFO para llenar la sección 36c.

### Sección 37. GASTOS DE CAPITAL

Los gastos de capital son todos los gastos incurridos durante 1997 que se pueden cargar a las cuentas de capital fijo y para los cuales se llevan cuentas de depreciación. **No incluya** el costo de mantenimiento y reparación que forma parte de los gastos de operación actuales.

Parte a:

Anote el valor del equipo y edificios comprados, basado en el precio de compra. Para cualquier equipo o estructura transferida para el uso de este establecimiento por su compañía matriz o uno de sus subsidiarios, anote el valor al cual se hizo la transferencia.

**Sección 38. VALOR DE PRODUCTOS EMBARCADOS Y TRABAJO POR CONTRATO REALIZADO SEGUN LA LOCALIZACION DEL CLIENTE**

Indique el destino final de los embarques incluyendo los embarques al extranjero a través de los Estados Unidos. Si se desconoce, indique la localización de la persona a quien se le enviaron o vendieron dichos productos. El valor total de los productos embarcados (la suma de las líneas a hasta la e, columna (2)) debe ser igual a la sección 32a. El valor total del trabajo contratado (la suma de las líneas a hasta la e, columna (3)) debe ser igual a la sección 32b.

◆ **Parte G – CONSTRUCCION**

**Sección 40. TIPO DE ACTIVIDAD**

Parte b:

Indique únicamente las actividades principales para las cuales fue contratado. Los trabajos relacionados con las actividades principales no deben ser indicados por separado.

Incluya los establecimientos que se dedican principalmente a subdividir y desarrollar terrenos para cementerios bajo **otras actividades que no son de construcción.**

**Sección 41. VALOR DEL NEGOCIO EN DOLARES**

Para la definición del valor del negocio en dólares, refiérase a las instrucciones para la sección 5.

Parte a:

Indique los pagos recibidos como auspiciadores de operaciones colectivas y como agentes de los propietarios de trabajos de construcción. También incluya el valor en dólares por la instalación y el costo de los artículos instalados.

Parte b:

Indique los ingresos recibidos del alquiler de equipo y de trabajos (definibles) de arquitectura e ingeniería para otros y los ingresos que cubren el precio de los artículos vendidos, pero que no fueron instalados por este establecimiento.

La suma de las líneas a y b debe ser igual a la sección 5.

**Sección 42. TIPOS DE CONSTRUCCION**

Indique por separado cada tipo de estructura o edificio. Si no es posible, indique el proyecto entero bajo el objetivo principal.

**Sección 43. EMPLEO Y HORAS TRABAJADAS**

Para la definición de empleo, refiérase a las instrucciones para la sección 7.

Parte a:

Indique en las líneas (1) hasta la (4), el número de trabajadores de construcción, hasta el nivel de capataz, incluyendo peones, conductores de camiones y sus ayudantes, operadores de equipo, mecánicos y guardias de seguridad en las líneas (1) a la (4).

Parte b:

Indique el resto de los empleados, incluyendo los responsables de la supervisión sobre el nivel de capataz, personal de oficina, arquitectos, ingenieros, compradores, ejecutivos y otros que desempeñaron actividades que no son de construcción.

La suma de las líneas a(1) y b debe ser igual a la sección 7a.

Parte c:

Indique el total de horas que trabajaron los trabajadores de construcción en el solar. Incluya las horas extras que en realidad se trabajaron y no el equivalente de las mismas con el cual se determina el pago del sobretiempo. No incluya las horas pagadas por vacaciones, días feriados (a menos que en realidad se hayan trabajado) o días por enfermedad.

**Sección 44. NOMINA**

Para la definición de nómina, refiérase a las instrucciones para la sección 6a.

**Sección 46. COSTOS ESCOGIDOS**

El costo es la cantidad pagada o pagadera después de descuentos, incluyendo gastos de flete y otros cargos incurridos por la adquisición de materiales.

Parte d:

Incluya los costos de reparación necesarios para mantener la propiedad y el equipo. No incluya las mejoras que aumentan el valor de la propiedad o que la adaptan para otros usos.

**Sección 49. BIENES, GASTOS DE CAPITAL Y DEPRECIACION**

Los bienes depreciables son las propiedades para las cuales se llevan cuentas de depreciación.

Los gastos son todos los costos incurridos durante 1997 que se pueden cargar a las cuentas de capital fijo y para los cuales se llevan cuentas de depreciación.

Indique el costo original o el valor actual de todos los edificios, equipos y vehículos comprados o adquiridos antes de 1997.

◆ **Parte H – TODOS LOS ESTABLECIMIENTOS**

**Sección 50. PROPIEDAD, CONTROL Y LOCALES DE NEGOCIO**

Parte a:

**MARQUE "SI" si – OTRA** compañía posee más del 50 por ciento de las acciones con derecho a voto, controla la administración y política o tiene autoridad para designar la junta de directores de esta compañía.

**MARQUE "NO" si –**

- Esta compañía tiene una franquicia que le permite usar el nombre de una firma, sin ser propiedad y sin ser administrada por dicha firma.
- Esta compañía administra uno o más departamentos arrendados en un establecimiento ajeno que no posee o controla el departamento o los departamentos.
- Esta compañía está a cargo de la administración de un negocio ajeno.

Parte b:

Indique si esta compañía posee más del 50 por ciento de las acciones con derecho a voto o tiene autoridad para dirigir la administración y política de cualquier compañía subsidiaria y/o afiliada.

Parte c:

Incluya todos los locales de venta y servicio y cualquier otro local, tales como almacenes, oficinas administrativas, etc.

Si MAS DE UN establecimiento fue administrado bajo el EIN:

- Anote primero la localización de la oficina central. Proporcione la dirección de la **ubicación física** para cada local.
- Los datos para los establecimientos administrados durante 1997, pero que no estuvieron activos al finalizar el año, deben combinarse con los datos de la oficina central.
- Las sumas de las ventas y los ingresos, la nómina anual y el empleo deben ser igual a las cantidades indicadas en las secciones 5, 6a y 7a, respectivamente.
- Si los empleados trabajaron en más de un local, indique la nómina anual y el empleo de acuerdo al local donde trabajaron la mayor parte del tiempo.

Se estima que el tiempo promedio que se necesita para completar y enviar este cuestionario es 60 minutos. Este estimado incluye tiempo para leer las instrucciones, reunir y organizar la información, y llenar y revisar el cuestionario. Si desea hacer algún comentario acerca de la exactitud de este estimado de tiempo o si tiene alguna sugerencia sobre cualquier aspecto de esta encuesta, por favor envíenos los mismos al: Associate Director for Administration Comptroller, Attn: Paperwork Reduction Project 0607-0839, Room 3104, Federal Building 3, Bureau of the Census, Washington, DC 20233.

Appendix C.  
Industries Included in the  
1997 Economic Census of  
Puerto Rico—Construction

Apéndice C.  
Industrias Incluidas en el Censo  
Económico de Puerto Rico de  
1997—Construcción

SIC code	Short title	Código de la CIU	Título abreviado
<b>15</b>	<b>GENERAL BUILDING CONTRACTORS</b>	<b>15</b>	<b>CONTRATISTAS GENERALES</b>
<b>152</b>	<b>Residential Building Construction</b>	<b>152</b>	<b>Construcción de Edificios Residenciales</b>
1521	Single-family housing construction	1521	Viviendas unifamiliares
1522	Residential construction, nec	1522	Otros edificios residenciales que no sean viviendas unifamiliares
<b>153</b>	<b>Operative Builders</b>	<b>153</b>	<b>Constructores Operativos</b>
1531	Operative Builders	1531	Constructores operativos
<b>154</b>	<b>Nonresidential Building Construction</b>	<b>154</b>	<b>Construcción de Edificios No Residenciales</b>
1541	Industrial buildings and warehouses	1541	Edificios industriales y almacenes
1542	Nonresidential construction, nec	1542	Edificios no residenciales, otros edificios que no sean edificios industriales y almacenes
<b>16</b>	<b>HEAVY CONSTRUCTION, EXCEPT BUILDING</b>	<b>16</b>	<b>CONSTRUCCIÓN PESADA QUE NO SEA LA CONSTRUCCIÓN DE EDIFICIOS</b>
<b>161</b>	<b>Highway and Street Construction</b>	<b>161</b>	<b>Construcción de Carreteras y Calles</b>
1611	Highway and street construction	1611	Construcción de carreteras y calles
<b>162</b>	<b>Heavy Construction, Except Highway</b>	<b>162</b>	<b>Construcción Pesada, Excepto Construcción de Carreteras</b>
1622	Bridge, tunnel, and elevated highway	1622	Puentes, túneles y carreteras elevadas
1623	Water, sewer, and utility lines	1623	Cañerías maestras, alcantarillado, sistemas de tuberías, líneas de comunicación y de transmisión de energía
1629	Heavy construction, nec	1629	Construcción pesada, no clasificada en otro lugar
<b>17</b>	<b>SPECIAL TRADE CONTRACTORS</b>	<b>17</b>	<b>CONTRATISTAS DE OFICIOS ESPECIALES</b>
<b>171</b>	<b>Plumbing, Heating, Air-Conditioning</b>	<b>171</b>	<b>Plomería, Calefacción y Aire Acondicionado</b>
1711	Plumbing, heating, air-conditioning	1711	Plomería, calefacción y aire acondicionado
<b>172</b>	<b>Painting and Paper Hanging</b>	<b>172</b>	<b>Pintura y Empapelado</b>
1721	Painting and paper hanging	1721	Pintura y empapelado
<b>173</b>	<b>Electrical Work</b>	<b>173</b>	<b>Trabajo de Electricidad</b>
1731	Electrical work	1731	Trabajo de electricidad
<b>174</b>	<b>Masonry, Stonework, and Plastering</b>	<b>174</b>	<b>Albañilería, Obras de Manpostería e Instalación de Azulejos y Enlucido</b>
1741	Masonry and other stonework	1741	Albañilería, colocación de manpostería y otras obras de cantería
1742	Plastering, drywall, and insulation	1742	Trabajos de enlucido, paredes de tipo seco, acústica, y aislamiento
1743	Terrazzo, tile, marble, and mosaic work	1743	Trabajos en terrazo, tejas, mármol y mosaico
<b>175</b>	<b>Carpentry and Floor Work</b>	<b>175</b>	<b>Carpintería y Entablado de Pisos</b>
1751	Carpentry work	1751	Carpintería
1752	Floor laying and floor work, nec	1752	Trabajo de instalación y entablado de pisos, no clasificados en otro lugar

SIC code	Short title	Código de la CIU	Título abreviado
<b>17</b>	<b>SPECIAL TRADE CONTRACTORS—Con.</b>	<b>17</b>	<b>CONTRATISTAS DE OFICIOS ESPECIALES—Con.</b>
<b>176</b> 1761	<b>Roofing, Siding, and Sheet Metal Work</b> Roofing, siding, and sheet metal work	<b>176</b> 1761	<b>Techado y Trabajo en Metal Laminado</b> Techado y trabajo en metal laminado
<b>177</b> 1771	<b>Concrete Work</b> Concrete work	<b>177</b> 1771	<b>Trabajo de Hormigón</b> Trabajo de hormigón
<b>178</b> 1781	<b>Water Well Drilling</b> Water well drilling	<b>178</b> 1781	<b>Perforación de Pozos de Agua</b> Perforación de pozos de agua
<b>179</b> 1791 1793 1794 1795 1796 1799	<b>Miscellaneous Special Trade Contractors</b> Structural steel erection Glass and glazing work Excavation work Wrecking and demolition work Installation building equipment, nec Special trade contractors, nec	<b>179</b> 1791 1793 1794 1795 1796 1799	<b>Contratistas Misceláneos de Oficios Especiales</b> Levantamiento de acero estructural Trabajos de cristalería y vidriería Trabajos de excavación Trabajo de demolición Instalación o levantamiento de equipo para edificios, no clasificado en otro lugar Contratistas de trabajos especiales, no clasificados en otro lugar
<b>6552</b>	<b>SUBDIVIDERS AND DEVELOPERS, EXCEPT CEMETERIES</b>	<b>6552</b>	<b>URBANIZADORES Y LOTIFICADORES, EXCEPTO CEMENTERIOS</b>

# Publication Program

---

## 1997 ECONOMIC CENSUS OF OUTLYING AREAS

Publications of the 1997 Economic Census of Outlying Areas containing data on construction, manufacturing, retail trade, wholesale trade, and service establishments are described below.

### Printed Reports

#### Puerto Rico—4 reports (OA97E-1 to -4)

*Retail Trade, Wholesale Trade, and Service Industries*

**Geographic Area Statistics (OA97E-1).** The area report presents data for the wholesale and retail trades and service industries. It includes varied kind-of-business detail on number of establishments, sales or receipts, payroll, employment, proprietors and partners working, and legal form of organization. Data are presented for Puerto Rico, commercial regions, and municipios. Retail trade data include total and selling floor space, franchise holders, and class of customer for selected kinds of business. Wholesale trade data on inventories, operating expenses, class of customer, and employment by principal activity are presented by kind of business. Data for hotels and motels by type of receipts and number of rooms are published for service industries.

*Retail Trade and Wholesale Trade*

**Subject Statistics (OA97E-2).** The subject report presents commodity and merchandise line sales data for retail and wholesale trades by kind of business for Puerto Rico.

*Construction Industries*

**Construction Industries (OA97E-3).** This report presents summary, industry, and geographic area statistics. The industry chapter presents 1997 data for industries on the number of construction establishments; value of construction work; employment; proprietors and partners working; payroll; hours worked; payments to subcontractors; payments for materials, components, and supplies; payments for power, fuels, and lubricants; payments for selected purchased services; payments for rental of machinery, equipment, and structures; value added; and

capital expenditures during the year. Selected data are shown for selected industries by geographic location of establishments and by legal form of organization. Data are also provided for establishments by employment size.

*Manufacturing*

**Manufacturing (OA97E-4).** This report includes data on the number of establishments, employment, proprietors and partners working, payroll, value of shipments, value added by manufactures, class of customer, inventories, costs of materials, capital expenditures, and country of destination. Statistics are shown by industry and geographic area.

#### Virgin Islands of the United States—1 report (OA97E-5)

This report presents data by kind of business for construction industries, manufactures, retail trade, wholesale trade, and service industries. In addition to data for the Virgin Islands as a whole, data are presented for St. Thomas and St. John (combined to prevent disclosure problems), St. Croix, and the towns of Charlotte Amalie, Christiansted, and Frederiksted.

#### Guam—1 report (OA97E-6)

This report presents data by kind of business for construction industries, manufactures, retail trade, wholesale trade, and service industries. Tables present data for Guam and its election districts.

#### Northern Mariana Islands—1 report (OA97E-7)

This report presents data by kind of business for construction industries, manufactures, retail trade, wholesale trade, and service industries. Tables present data for the Northern Mariana Islands and the four municipalities.

## ELECTRONIC MEDIA

All results of the 1997 Economic Census will be available on the Census Bureau Internet site ([www.census.gov](http://www.census.gov)) and on compact discs (CD-ROM) for sale by the Census Bureau. For more information, including a description of electronic and printed reports being issued, see the Internet site, or write to U.S. Census Bureau, Washington DC 20233-8300, or call Customer Services at 301-457-4100.

