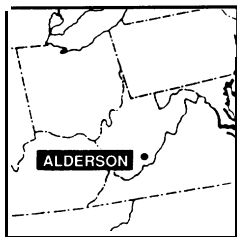


# FACILITIES



**Accredited, ACA**

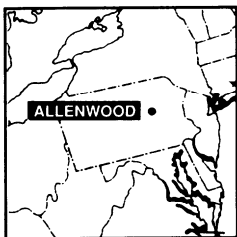
## FPC ALDERSON

Box B  
Alderson, West Virginia  
24910  
304-445-2901  
Fax: 304-445-2675

**Mid-Atlantic Region**

Security Level: Minimum/Female.  
Judicial District: Southern District of West Virginia.  
Capacity: 1,164.  
Population: 732.  
Staff: 200.

Location: In the foothills of the Allegheny Mountains, 270 miles southwest of Washington, D.C., 12 miles south of Interstate 64, off State Highway 3. The area is served by the Greenbrier Valley Airport in Lewisburg (17 miles from the facility); airports in Beckley (50 miles away) and Roanoke, Virginia (113 miles away); Amtrak; and Greyhound.



**Accredited, ACA,  
JCAHO**

## FPC ALLENWOOD

P.O. Box 1000  
Montgomery,  
Pennsylvania 17752  
717-547-1641  
Fax: 717-547-1504

**Northeast Region**

Security Level: Minimum/Male.  
Judicial District: Middle District of Pennsylvania.  
Capacity: 567.  
Population: 730.  
Staff: 136.

Location: 200 miles north of Washington, D.C., and 7 miles south of Williamsport, Pennsylvania, 8 miles north of Interstate 80, off State Highway 15. The area is served by the Williamsport-Lycoming County Airport and bus lines.



## LSCI ALLENWOOD

P.O. Box 1500  
White Deer, Pennsylvania  
17887  
717-547-1990  
Fax: 717-547-1740

**Northeast Region**

Security Level: Low/Male.  
Judicial District: Middle District of Pennsylvania.  
Capacity: 992.  
Population: 1,152.  
Staff: 243.

Location: 197 miles north of Washington, D.C., and 11 miles south of Williamsport, Pennsylvania, 5 miles north of Interstate 80, off State Highway 15. The area is served by the Williamsport-Lycoming County Airport and bus lines.



**Accredited, JCAHO**

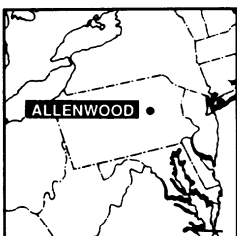
## FCI ALLENWOOD MEDIUM

P.O. Box 2500  
White Deer, Pennsylvania  
17887  
717-547-7950  
Fax: 717-547-7035

**Northeast Region**

Security Level: Medium/Male.  
Judicial District: Middle District of Pennsylvania.  
Capacity: 839.  
Population: 1,234.  
Staff: 311.

Location: See LSCI Allenwood.



## USP ALLENWOOD

P.O. Box 3500  
White Deer, Pennsylvania  
17887  
717-547-0963  
Fax: 717-547-0983

**Northeast Region**

Security Level: High/Male.  
Judicial District: Middle District of Pennsylvania.  
Capacity: 640.  
Population: 897.  
Staff: 371.

Location: See LSCI Allenwood.



### FCI ASHLAND

P.O. Box 888  
Ashland, Kentucky  
41105-0888  
606-928-6414  
Fax: 700-358-8552

**Mid-Atlantic Region**

Security Level: Low/Male  
(adjacent Minimum/Male camp).  
Judicial District: Eastern District of  
Kentucky.  
Capacity: 662.  
Adjacent Camp: 296.  
Population: FCI: 886, Camp: 269.  
Staff: 350.

Location: In the highlands of  
Northeastern Kentucky, 125 miles east  
of Lexington and 5 miles southwest of  
Ashland. Off State Route 716, 1 mile  
west of U.S. 60.

**Accredited, ACA,  
JCAHO**



### USP ATLANTA

601 McDonough Blvd., S.E.  
Atlanta, Georgia  
30315-0182  
404-622-6241  
Fax: 404-331-2137

**Southeast Region**

Security Level: High/Male  
(adjacent Minimum/Male camp).  
Judicial District: Northern District of  
Georgia.  
Capacity: 1,509.  
Adjacent Camp: 488.  
Population: USP: 2,190; Camp: 504.  
Staff: 721.

Location: In the southeast corner  
of Atlanta, at the junction of Boulevard  
and McDonough Streets. Off Interstate  
75 (Exit 88), Interstate 20 (Exit 26), or  
Interstate 285 (Exit 39). Atlanta is  
served by Hartsfield International  
Airport and Greyhound.



### FCI BASTROP

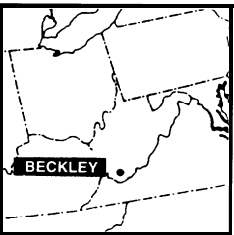
Box 730  
Bastrop, Texas 78602  
512-321-3903  
Fax: 512-321-6565

**South Central Region**

Security Level: Low/Male.  
Judicial District: Western District of  
Texas.  
Capacity: 944.  
Adjacent Camp: 122.  
Population: FCI: 1,058, Camp: 134.  
Staff: 251.

Location: 30 miles southeast of Austin,  
8 miles south of Elgin, and 8 miles  
north of Bastrop. Off Highway 95.  
The area is served by Austin Municipal  
Airport (27 miles from the facility).

**Accredited, ACA,  
JCAHO**



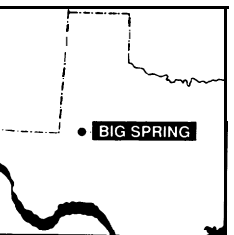
### FCI BECKLEY

P.O. Box 1280  
Beaver, West Virginia  
25813  
304-252-9758  
Fax: 304-256-4955

**Mid-Atlantic Region**

Security Level: Medium/Male  
(adjacent Minimum/Male camp).  
Judicial District: Southern District of  
West Virginia.  
Capacity: 1,152.  
Adjacent Camp: 384.  
Population: FCI: 0, Camp 102.\*

Location: The City of Beckley is  
approximately 51 miles southeast of  
Charleston, West Virginia; 51 miles  
north of Bluefield, West Virginia; and  
136 miles northeast of Roanoke,  
Virginia. The area is served by the  
Yeager Airport on Charleston, the  
Raleigh County Memorial Airport in  
Beckley, Amtrak, and Greyhound bus  
lines.



### FCI BIG SPRING

1900 Simler Avenue  
Big Spring, Texas  
79720-7799  
915-263-8304  
Fax: 915-267-5910

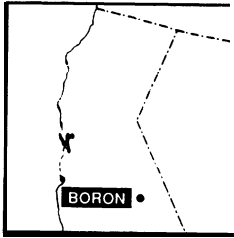
**South Central Region**

Security Level: Low/Male  
(adjacent Minimum/Male camp).  
Judicial District: Northern District of  
Texas.  
Capacity: 472.  
Adjacent Camp: 144.  
Population: FCI: 979, Camp: 147.  
Staff: 252.

Location: Midway between Dallas and El  
Paso on the southwest edge of Big Spring.  
At the intersection of Interstate 20 and  
U.S. Highway 80. The area is served by  
Midland/Odessa Airport  
(50 miles from Big Spring), a small munic-  
ipal airport within the Big Spring  
Industrial Park, and Greyhound.

**Accredited, ACA**

\*Population was less than capacity because the facility was in the process of being activated during 1995.



**Accredited, ACA**

### FPC BORON

P.O. Box 500  
Boron, California 93516  
619-762-6230  
Fax: 619-762-5719

**Western Region**

Security Level: Minimum/Male.  
Judicial District: Central District of California.  
Capacity: 451.  
Population: 550.  
Staff: 109.

Location: In the Mojave Desert of Southern California, 37 miles west of Barstow and 75 miles north of San Bernardino. Off State Highway 395, 6 miles north of the junction with Highway 58. The area is served by Ontario International Airport (90 miles from the facility), Los Angeles International Airport (110 miles away), Amtrak (service to Barstow), and Greyhound.



### MDC BROOKLYN

100 29th Street  
Brooklyn,  
New York 11232  
Phone: 718-832-1039  
Fax: 718-832-4225

**Northeast Region**

Security Level:  
Administrative/Male/Female.  
Judicial District: Eastern District of New York.  
Capacity: 578.  
Population: 942.  
Staff: 310.

Location: In the Sunset Park section of Brooklyn. Brooklyn is one of the five boroughs of New York City. New York City is served by LaGuardia, Kennedy, and Newark International Airports; Amtrak (Pennsylvania Station at 34th Street); and commercial bus lines (42nd Street Port Authority).



**Accredited, ACA**

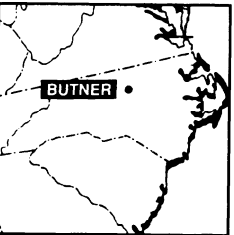
### FPC BRYAN

P.O. Box 2197  
1100 Ursuline  
Bryan, Texas 77803-4951  
409-823-1879  
Fax: 409-775-5681

**South Central Region**

Security Level: Minimum/Female (adjacent Minimum/Female Intensive Confinement Center).  
Judicial District: Southern District of Texas.  
Capacity: 720.  
Intensive Confinement Center: 82.  
Population: FPC: 504, ICC: 119.  
Staff: 156.

Location: 95 miles north of Houston and 165 miles south of Dallas. In the town of Bryan at the intersection of Ursuline Avenue and 23d Street. The area is served by Easterwood Airport in College Station, connecting through Houston Intercontinental and Dallas-Fort Worth Airports.



**Accredited, ACA,  
JCAHO**

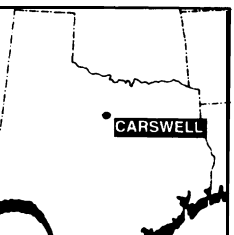
### FCI BUTNER

P.O. Box 1000  
Butner, North Carolina  
27509  
919-575-4541  
Fax: 919-575-6341

**Mid-Atlantic Region**

Security Level: Medium/  
Administrative/Male  
(adjacent Minimum/Female camp).  
Judicial District: Eastern District of North Carolina.  
Capacity: 513.  
Adjacent Camp: 296.  
Population: FCI: 845, Camp: 237.  
Staff: 406.

Location: Located near the Research Triangle area of Durham, Raleigh, and Chapel Hill. 5 miles off Interstate 85 on Old Highway 75. The area is served by the Raleigh-Durham Airport.



### FMC CARSWELL

P.O. Box 27066  
"J" Street, Bldg. 3000  
Fort Worth, Texas 76127  
817-782-4000  
Fax: 817-782-4875

**South Central Region**

Security Level:  
Administrative/Female  
Judicial District: Northern District of Texas.  
Capacity: 402.  
Adjacent Camp: 323.  
Population: FMC: 324, Camp: 238.  
Staff: 300.

Location: In the northeast corner of the Naval Air Station, Joint Reserve Base, Fort Worth, Texas. 1 mile from Highway 183 and 3 miles from Interstate 30. The area is served by Dallas/Fort Worth Airport (approximately 30 miles from the institution), the Fort Worth Transportation Authority, Greyhound bus lines, and Amtrak passenger train service.



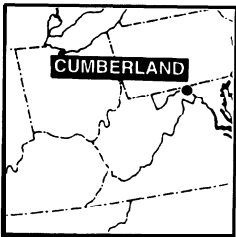
## MCC CHICAGO

71 West Van Buren  
Chicago, Illinois 60605  
312-322-0567  
Fax: 312-322-0565  
**North Central Region**

Security Level: Administrative/  
Male/Female.  
Judicial District: Northern District of  
Illinois.  
Capacity: 411.  
Population: 583.  
Staff: 262.

Location: Located near the U.S. District  
Court in downtown Chicago, at the  
intersection of Clark and Van Buren  
Streets. Chicago is served by Midway  
and O'Hare Airports (Midway is closest  
to MCC Chicago), Amtrak, and  
Greyhound.

**Accredited, ACA,  
JCAHO**



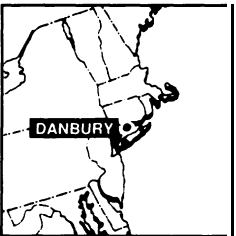
## FCI CUMBERLAND

14601 Burbridge Road, SE,  
Cumberland, Maryland  
21502  
301-784-1000  
Fax: 301-784-1008  
**Mid-Atlantic Region**

Security Level: Medium/Male  
(adjacent Minimum/Male camp).  
Judicial District: District of  
Maryland  
Capacity: 768.  
Adjacent Camp: 256.  
Population: FCI: 803, Camp: 230.  
Staff: 250.

Location: In western Maryland, 130  
miles Northwest of Washington, D.C., 6  
miles south of Interstate 68, off State  
route 51 South. The area is served by  
the Cumberland area Regional Airport,  
bus lines, and Amtrak.

**Accredited, JCAHO**



## FCI DANBURY

Route 37  
Danbury, Connecticut  
06811-3099  
203-743-6471  
Fax: 203-746-0440  
**Northeast Region**

Security Level: Low/Female  
(adjacent Minimum/Female camp)  
Judicial District: District of  
Connecticut.  
Capacity: 508.  
Adjacent Camp: 178.  
Population: FCI: 864, Camp: 201.  
Staff: 300.

Location: In southwestern Connecticut,  
70 miles from New York City. 3 miles  
north of Danbury on State Route 37.  
The area is served by Westchester  
County Airport (45 minutes away),  
New York City airports (90 minutes  
away), and Bonanza bus lines.

**Accredited, ACA**



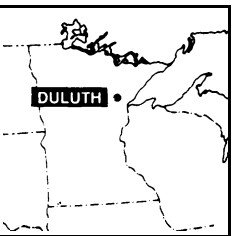
## FCI DUBLIN

8th Street — Camp Parks  
Dublin, California 94568  
510-833-7500  
Fax: 510-833-7599  
**Western Region**

Security Level: Low/Female (adjacent  
Minimum/Male camp and adjacent  
Administrative/Male detention center).  
Judicial District: Northern District of  
California.  
Capacity: 808.  
Adjacent Camp: 299.  
Population: FCI and Detention Center:  
1,056, Camp: 248.  
Staff: 290.

Location: 20 miles southeast of  
Oakland. Off Interstate 580  
(Hopyard/Doughtery Road exit, pro-  
ceed east to the Camp Parks Army  
Base). The area is served by San  
Francisco and Oakland airports.

**Accredited, ACA,  
JCAHO**



## FPC DULUTH

PO. Box 1400  
Duluth, Minnesota 55814  
218-722-8634  
Fax: 218-722-8792  
**North Central Region**

Security Level: Minimum/Male.  
Judicial District: District of  
Minnesota.  
Capacity: 733.  
Population: 550.  
Staff: 115.

Location: On the southwestern tip of  
Lake Superior, halfway between  
Minneapolis-St. Paul and the U.S.-  
Canadian border. 7 miles north of  
Duluth, off Highway 53 at Stebner  
Road. Duluth is served by Duluth  
International Airport and Greyhound.

**Accredited, ACA**



### FPC EGLIN

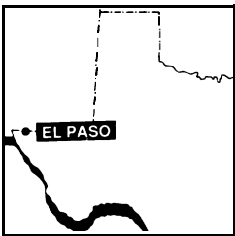
Eglin Air Force Base,  
Florida 32542  
904-882-8522  
Fax: 904-729-8261

**Southeast Region**

Security Level: Minimum/Male.  
Judicial District: Northern District of Florida.  
Capacity: 744.  
Population: 876.  
Staff: 134.

Location: In northwest Florida's panhandle, 45 miles east of Pensacola on Eglin Air Force Base. The area is served by Pensacola Airport and Greyhound, and Eglin AFB has an onsite airstrip.

✓ **Accredited, ACA,  
JCAHO**



### FPC EL PASO

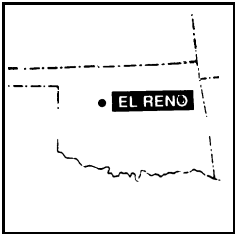
P.O. Box 16300  
El Paso, Texas 79906  
0300  
915-566-1271  
Fax: 915-540-6165

**South Central Region**

Security Level: Minimum/Male.  
Judicial District: Western District of Texas.  
Capacity: 308.  
Population: 475.  
Staff: 103.

Location: On Fort Bliss, about 5 miles northeast of the Biggs Field entrance on Sgt. Simmons road. Fort Bliss is in downtown El Paso. The city of El Paso is located on the southwest border of Texas near New Mexico and Mexico, 30 miles east of Las Cruces, New Mexico, and 370 miles west of Midland, Texas. El Paso is served by El Paso International Airport, Amtrak, and commercial bus lines.

✓ **Accredited, ACA**



### FCI EL RENO

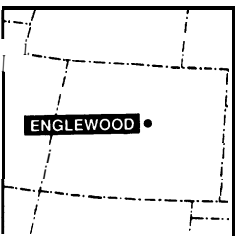
P.O. Box 1000  
El Reno, Oklahoma  
73036-1000  
405-262-4875  
Fax: 405-262-6266

**South Central Region**

Security Level: Medium/Male (adjacent Minimum/Male camp).  
Judicial District: Western District of Oklahoma.  
Capacity: 742.  
Adjacent Camp: 216.  
Population: FCI: 1,082, Camp: 261.  
Staff: 481.

Location: 30 miles west of Oklahoma City. Off Interstate 40 (Country Club Exit, 2 miles north to Sunset Drive, then west for 2 miles). The area is served by Will Rogers World Airport in Oklahoma City.

✓ **Accredited, ACA,  
JCAHO**



### FCI ENGLEWOOD

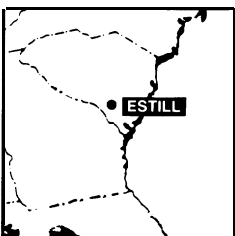
9595 West Quincy  
Avenue  
Littleton, Colorado  
80123  
303-985-1566  
Fax: 303-763-2553

**North Central Region**

Security Level: Medium/Male (adjacent Administrative/Male and Minimum/Male camp).  
Judicial District: District of Colorado.  
Capacity: 506.  
Adjacent Camp: 111.  
Population: FCI: 773, Camp: 134.  
Staff: 329.

Location: 15 miles southwest of Denver. Off Interstate 285. The area is served by the Denver International Airport.

✓ **Accredited, ACA**



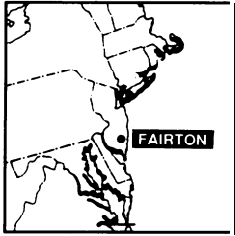
### FCI ESTILL

100 Prison Road  
Estill, South Carolina  
29918  
803-625-4607  
Fax: 803-625-3139

**Southeast Region**

Security Level: Medium/Male (adjacent Minimum/Male camp).  
Judicial District: District of South Carolina.  
Capacity: 720.  
Adjacent Camp: 256.  
Population: FCI: 1,101, Camp: 268.  
Staff: 289.

Location: In Hampton County, South Carolina, off State Road 531 about 3 miles south of the town of Estill. The area is served by the Savannah, Georgia, airport.



### FCI FAIRTON

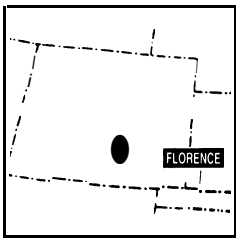
P.O. Box 280  
Fairton, New Jersey  
08320  
609-453-1177  
Fax: 609-453-4015

**Northeast Region**

Security Level: Medium/Male  
(adjacent Minimum/Male camp).  
Judicial District: District of New Jersey.  
Capacity: 760.  
Adjacent Camp: 65.  
Population: FCI: 1,209, Camp: 82.  
Staff: 341.

Location: In south central New Jersey, 50 miles southeast of Philadelphia and 40 miles southwest of Atlantic City, Off Interstate 55. The area is served by Philadelphia International Airport, Atlantic City Airport, and Millville Municipal Airport.

**Accredited, ACA,  
JCAHO**



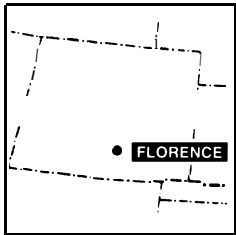
### ADX FLORENCE

P.O. Box 8500.  
Florence, Colorado  
81226  
719-784-5290  
Fax: 719-784-5290

**North Central Region**

Security Level: Administrative/  
Male.  
Judicial District: District of Colorado.  
Capacity: 480.  
Population: 265.  
Staff: 372.

Location: In the foothills of the Rocky Mountains, 90 miles South of Denver, on Interstate 25 to Highway 115; 45 miles South of Colorado Springs on State Highway 115 and 35 miles west of Pueblo on State Highway 50. The area is served by the Denver International Airport, the Colorado Springs Airport, and the Pueblo Airport.



### FCI FLORENCE

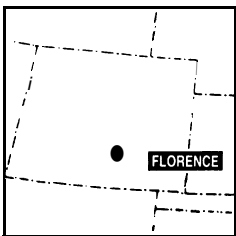
P.O. Box 6500  
Florence, Colorado 81226  
719-784-9100  
Fax: 719-784-9504

**North Central Region**

Security Level: Medium/Male  
(adjacent Minimum/Male camp).  
Judicial District: District of Colorado.  
Capacity: 744.  
Adjacent Camp: 512.  
Population: FCI: 1,061, Camp: 461.  
Staff: 370.

Location: See ADX Florence.

**Accredited, JCAHO**



### USP FLORENCE

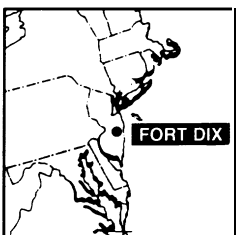
P.O. Box 7500,  
Florence, Colorado  
81226  
719-784-9454  
Fax: 719-784-5157

**North Central Region**

Security Level: High/Male  
Judicial District: District of Colorado.  
Capacity : 640.  
Population: 861.  
Staff: 312.

Location: See ADX Florence.

**Accredited, JCAHO**



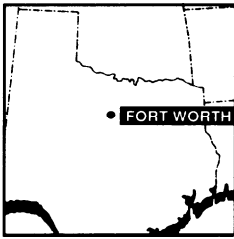
### FCI FORT DIX

P.O. Box 38  
Fort Dix, New Jersey  
08640  
609-723-1100  
Fax: 609-724-0779

**Northeast Region**

Security Level: Low/Male.  
Judicial District: District of New Jersey.  
Capacity: 3,653.  
Population: 3,428.  
Staff: 576.

Location: In central New Jersey, approximately 45 minutes west of Philadelphia. Off Route 68, follow signs for Fort Dix/McGuire Air Force Base.



## FMC FORT WORTH

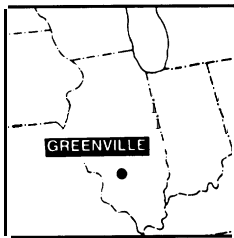
3150 Horton Road  
Fort Worth, Texas 76119 - 5996  
817-535-2111  
Fax: 817-531-2193

**South Central Region**

Security Level: Administrative/Male.  
Judicial District: Northern District of Texas.  
Capacity: 1,132.  
Population: 1,377.  
Staff: 435.

Location: In north central Texas, in southeast Fort Worth. North of Interstate 20 and east of Interstate 35. Fort Worth is served by Dallas/Fort Worth International Airport, Amtrak, and Greyhound.

**Accredited, ACA, JCAHO**



## FCI GREENVILLE

P.O. Box 4000,  
100 U.S. Route 40,  
Greenville, Illinois 62246  
618-664-6200  
Fax: 618-664-8998

**North Central Region**

Security Level: Medium/Male (adjacent Minimum/Male camp).  
Judicial District: Southern District of Illinois.  
Capacity: 756, Camp: 256.  
Population: 1,050, Camp: 244.  
Staff: 301.

Location: Approximately 43 miles east of downtown St. Louis, Missouri, and 63 miles from Springfield, Illinois. The area is served by the St. Louis Lambert International Airport (60 miles west), local airports in Greenville and Vandalia, Amtrak passenger rail service in Alton and St. Louis, and Greyhound bus lines in Vandalia.



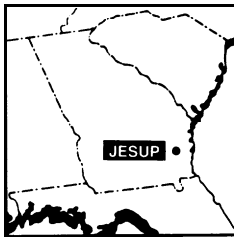
## MDC GUAYNABO

P.O. Box 2 146  
San Juan, Puerto Rico 00922  
809-749-4480  
Fax: 809-749-4363

**Southeast Region**

Security Level: Administrative/Male/Female.  
Judicial District: District of Puerto Rico.  
Capacity: 932.  
Population: 888.  
Staff 266.

Location: 6 miles west of San Juan, Puerto Rico, off Highway 22 at the intersection of Roads 165 and 28. The area is served by San Juan International Airport.



## FCI JESUP

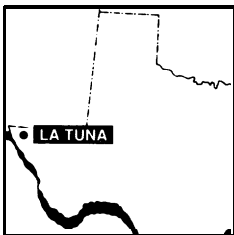
2600 Highway 301 South  
Jesup, Georgia 31599  
912-427-0870  
Fax: 912-427-1125

**Southeast Region**

Security Level: Medium/Male (adjacent Minimum/Male camp).  
Judicial District: Southern District of Georgia.  
Capacity: 744.  
Adjacent Camp: 508.  
Population: FCI: 1,214, Camp: 515.  
Staff: 323.

Location: In southeast Georgia on Route 301, 65 miles southwest of Savannah, 40 miles northwest of Brunswick, and 105 miles northwest of Jacksonville, Florida. The area is served by Jacksonville and Savannah International Airports and by Brunswick Airport.

**Accredited, ACA, JCAHO**



## FCI LA TUNA

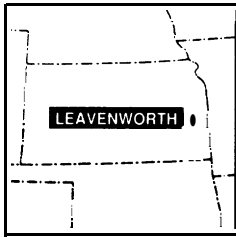
P.O. Box 1000  
Texas Highway 20  
La Tuna, New Mexico-Texas 88021  
915-886-3422  
Fax: 915-886-4977

**South Central Region**

Security Level: Low/Male (adjacent Minimum/Male camp).  
Judicial District: Western District of Texas.  
Capacity: 1,556.  
Adjacent Camp: 246.  
Population: FCI: 1,023, Camp: 278.  
Staff: 315.

Location: On the Texas and New Mexico border near Mexico and 12 miles north of the city limits of El Paso, Texas. Off Interstate 10 on State Highway 20. The area is served by El Paso International Airport, Amtrak, and commercial bus lines.

**Accredited, ACA, JCAHO**



## USP LEAVENWORTH

1300 Metropolitan  
Leavenworth, Kansas  
66048  
913-682-8700  
Fax: 913-682-0041

**North Central Region**

Security Level: High/Male  
(adjacent Minimum/Male camp).  
Judicial District: District of Kansas.  
Capacity: 1,000.  
Adjacent Camp: 324.  
Population: FCI: 1,554, Camp: 389.  
Staff: 542.

Location: 25 miles north of Kansas City. On Highway 73. The area is served by Kansas City International Airport (15 miles from the facility).



## USP LEWISBURG

R. D. #5  
Lewisburg, Pennsylvania  
17837  
717-523-1251  
Fax: 717-524-5805

**Northeast Region**

Security Level: High/Male (adjacent Minimum/Male camp and Minimum/Male Intensive Confinement Center).  
Judicial District: Middle District of Pennsylvania.  
Capacity: 853.  
Adjacent Camp: 352.  
Intensive Confinement Center: 240.  
Population: USP: 1,403, Camp: 298, ICC: 154.  
Staff: 590.

Location: In rural central Pennsylvania outside the town of Lewisburg, 200 miles north of Washington, D.C., and 170 miles west of Philadelphia. 6 miles south of Interstate 80, 2 miles off U.S. Route 15. The area is served by Williamsport Airport.

✓ **Accredited, ACA,  
JCAHO**



## FMC LEXINGTON

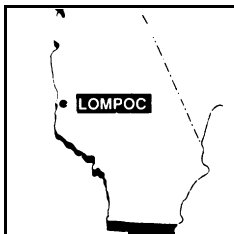
3301 Leestown Road  
Lexington, Kentucky  
40511  
606-255-6812  
Fax: 606-253-8821

**Mid-Atlantic Region**

Security Level: Administrative/Male (adjacent Minimum/Female camp).  
Judicial District: Eastern District of Kentucky.  
Capacity: 1,116.  
Adjacent Camp: 193.  
Population: FCI: 1,268, Camp: 172.  
Staff: 538.

Location: 7 miles north of Lexington on U.S. Highway 421. Lexington is served by Blue Grass Field Airport and Greyhound.

✓ **Accredited, ACA,  
JCAHO**



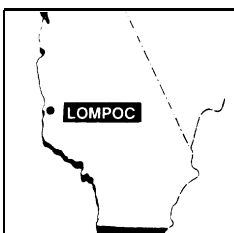
## FCI LOMPOC

3600 Guard Road  
Lompoc, California  
93436  
805-736-4154  
Fax: 805-735-8084

**Western Region**

Security Level: Low/Male.  
Judicial District: Central District of California.  
Capacity: 472.  
Population: 994.  
Staff: 199.

Location: 175 miles northwest of Los Angeles, adjacent to Vandenberg Air Force Base. The area is served by Santa Barbara Airport (60 miles south), Santa Maria Airport (25 miles north), and Greyhound.



## USP LOMPOC

3901 Klein Boulevard  
Lompoc, California  
93436  
805-735-2771  
Fax: 805-737-0295

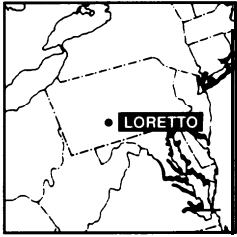
**Western Region**

Security Level: High/Male (adjacent Minimum/Male camp).  
Judicial District: Central District of California.  
Capacity: 980.  
Adjacent Camp: 276.  
Population: USP: 1,459, Camp: 343.  
Staff: 526.

Location: See FCI Lompoc.

✓ **Accredited, ACA,  
JCAHO**





✓ **Accredited, ACA, JCAHO**

### FCI LORETTO

P.O. Box 1000  
Loretto, Pennsylvania  
15940  
814-472-4140  
Fax: 814-472-6046

**Northeast Region**

Security Level: Low/Male  
(adjacent Minimum/Male camp).  
Judicial District: Western District of Pennsylvania.  
Capacity: 477.  
Adjacent Camp: 106.  
Population: 572, Camp: 97.  
Staff: 217.

Location: In southwest Pennsylvania between Altoona and Johnstown, 90 miles east of Pittsburgh. Off Route 22, midway between Interstate 80 and the Pennsylvania Turnpike via Route 220. The area is served by Pittsburgh International Airport, Amtrak, and Greyhound. Altoona and Johnstown are served by commuter airlines.



✓ **Accredited, ACA, JCAHO**

### MDC LOS ANGELES

535 N. Alameda Street  
Los Angeles, California  
90012  
213-485-0439  
Fax: 213-626-5706

**Western Region**

Security Level:  
Administrative/Male/Female.  
Judicial District: Central District of California.  
Capacity: 728.  
Population: 1,049.  
Staff: 295.

Location: In downtown Los Angeles, off the Hollywood Freeway (Highway 101) on the corner of Alameda and Aliso Streets. The area is served by Los Angeles International Airport and Amtrak.



✓ **Accredited, JCAHO**

### FCI MANCHESTER

P.O. Box 3000  
Manchester, Kentucky  
40962  
606-598-1900  
Fax: 606-598-1413

**Mid-Atlantic Region**

Security Level: Medium/Male  
(adjacent Minimum/Male camp).  
Judicial District: Eastern District of Kentucky.  
Capacity: 756.  
Adjacent Camp: 512.  
Population: FCI: 1,068, Camp: 444.  
Staff: 332.

Location: 75 miles south of Lexington on Interstate 75 and 20 miles east of London on the Daniel Boone Parkway. Go 4 miles north on State Highway 421, then 1.4 miles off 421 on Fox Hollow Road. The area is served by the Lexington Bluegrass Airport and the McGhee Tyson Airport in Knoxville, Tennessee.



✓ **Accredited, ACA, JCAHO**

### FCI MARIANNA

3625 FCI Road  
Marianna, Florida 32446  
904-526-2313  
Fax: 904-482-6837

**Southeast Region**

Security Level: Medium/Male;  
High/Female (adjacent  
Minimum/Female camp).  
Judicial District: Northern District of Florida.  
Capacity: 805.  
Adjacent Camp: 296.  
Population: FCI: 1,334, Camp: 321.  
Staff: 366.

Location: In the northern panhandle of Florida, 65 miles west of Tallahassee and 5 miles north of the town of Marianna. Off Highway 167. Marianna is served by Tallahassee Municipal Airport and Greyhound Bus Lines. Commercial airports also operate in Dothan (35 miles northwest of the facility), and in Panama City (54 miles south).



✓ **Accredited, JCAHO**

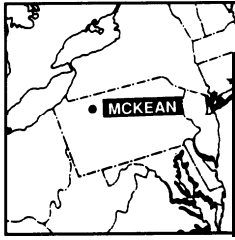
### USP MARION

Rt. 5, PO. Box 2000  
Marion, Illinois 62959  
618-964-1441  
Fax: 618-964-1695

**North Central Region**

Security Level: High/Male  
(adjacent Minimum/Male camp).  
Judicial District: Southern District of Illinois.  
Capacity: 200.  
Adjacent Camp: 310.  
Population: USP: 157, Camp: 278.  
Staff: 385.

Location: 300 miles from Chicago and 120 miles from St. Louis, 9 miles south of the city of Marion. Off Interstate 57 via Highway 148 north, east on Little Grassy Road. The area is served by the Williamson County Airport.



**Accredited, ACA,  
JCAHO**

### FCI MCKEAN

P.O. Box 5000  
Bradford, Pennsylvania  
16701  
814-362-8900  
Fax: 814-362-3287

**Northeast Region**

Security Level: Medium/Male  
(adjacent Minimum/Male camp).  
Judicial District: Western District of  
Pennsylvania.  
Capacity: 744.  
Adjacent Camp: 292.  
Population: FCI: 1,083, Camp: 258.  
Staff: 327.

Location: In a rural section of northwest Pennsylvania on the edge of the Allegheny National Forest between Bradford and Kane, Pennsylvania, 90 miles south of Buffalo, New York. Off Route 59, one-quarter mile east of the intersection of State Route 59 and U.S. Route 219, between Interstate 80 and New York State Hwy. 17. The area is served by the Buffalo International Airport and Bradford Regional Airport.



**Accredited, ACA**

### FCI MEMPHIS

1101 John A. Denie  
Road  
Memphis, Tennessee  
38134-7690  
901-372-2269  
Fax: 901-382-5110

**Mid-Atlantic Region**

Security Level: Medium/Male.  
Judicial District: Western District of  
Tennessee.  
Capacity: 674.  
Population: 912.  
Staff: 311.

Location: In the northeast section of Memphis at the intersection of Interstate 40 and Sycamore View Road. Memphis is served by Memphis International Airport.



**Accredited, ACA,  
JCAHO**

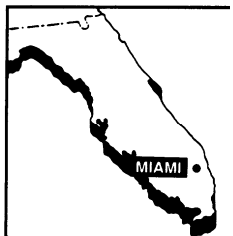
### FCI MIAMI

15801 S.W. 137th Avenue  
Miami, Florida 33177  
305-253-4400  
Fax: 305-255-5581

**Southeast Region**

Security Level: Medium/Male  
(adjacent Minimum/Male camp).  
Judicial District: Southern District of  
Florida.  
Capacity: 525.  
Adjacent Camp: 260.  
Population: FCI: 723, Camp: 290.  
Staff: 342.

Location: In the southwest section of Dade County, 30 miles from downtown Miami. Off the Florida Turnpike (Homestead Extension, 152nd St. exit, 2.5 miles to 137th Street, going south). Miami is served by Miami International Airport.



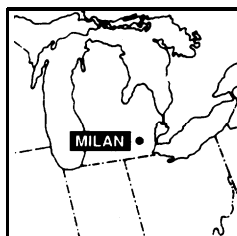
### FDC MIAMI

P.O. Box 019118  
Miami, Florida  
33101-9118  
305-982-1115  
Fax: 305-536-7368

**Southeast Region**

Security Level:  
Administrative/Male/Female.  
Judicial District: Southern District of  
Florida.  
Capacity: 1,226.  
Population: 1,188.  
Staff: 261.

Location: East of Miami International Airport in downtown Miami. The institution is located at the corner of N.E. 4th Street and N. Miami Avenue. Miami is served by Miami International Airport.



**Accredited, ACA**

### FCI MILAN

PO. Box 9999  
Arkona Road  
Milan, Michigan 48160  
313-439-1511  
Fax: 313-439-1944

**Mid-Atlantic Region**

Security Level: Low/Male.  
Judicial District: Eastern District of  
Michigan.  
Capacity: 1,092.  
Population: 1,414.  
Staff: 416.

Location: 45 miles south of Detroit and 35 miles north of Toledo, in the town of Milan. Off U.S. 23 (exit 27). The area is served by Detroit Metro Airport.



✓ **Accredited, ACA**

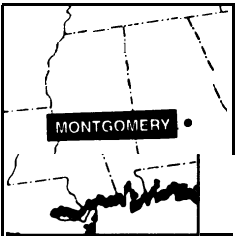
### FPC MILLINGTON

6696 Navy Road  
Millington, Tennessee  
38053  
901-872-2277  
Fax: 901-873-8202

**Mid-Atlantic Region**

Security Level: Minimum/Male.  
Judicial District: Western District of Tennessee.  
Capacity: 296.  
Population: 264.  
Staff: 87.

Location: On the U.S. Naval Air Station, Memphis, about 20 miles north of Memphis on Route 51. The area is served by Memphis International Airport (30 miles) and Greyhound.



✓ **Accredited, ACA**

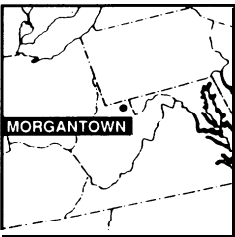
### FPC MONTGOMERY

Maxwell Air Force Base  
Montgomery, Alabama  
36112  
334-834-3681  
Fax: 334-265-1996

**Southeast Region**

Security Level: Minimum/Male.  
Judicial District: Middle District of Alabama.  
Capacity: 960.  
Population: 964.  
Staff: 127.

Location: On the bank of the Alabama River, at Maxwell Air Force Base. Off Interstates 65 and 85. Montgomery is served by Dannelly Field.



✓ **Accredited, ACA,  
JCAHO**

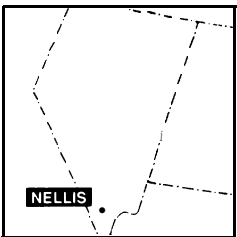
### FCI MORGANTOWN

Greenbag Road  
PO. Box 1000  
Morgantown, West Virginia 26507-1000  
304-296-4416  
Fax: 304-296-7549

**Mid-Atlantic Region**

Security Level: Minimum/Male.  
Judicial District: Northern District of West Virginia.  
Capacity: 954.  
Population: 953.  
Staff: 196.

Location: In the mountainous region of north central West Virginia, on the southern edge of the city of Morgantown. Off State Highway 857 (Greenbag Road). The area is served by the Morgantown Municipal Airport and Greyhound.



### FPC NELLIS

C.S. 4500  
North Las Vegas, Nevada  
89036-4500  
702-644-5001  
Fax: 702-644-7282

**Western Region**

Security Level: Minimum/Male.  
Judicial District: District of Nevada.  
Capacity: 415.  
Population: 492.  
Staff: 80.

Location: 15 miles from downtown Las Vegas, on Nellis Air Force Base, Area II. Off Interstate 15. Las Vegas is served by McCarren International Airport.



✓ **Accredited, ACA,  
JCAHO**

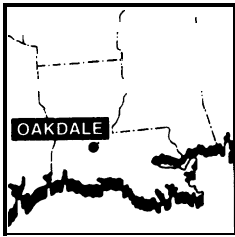
### MCC NEW YORK

150 Park Row  
New York, New York  
10007  
212-791-9130  
Fax: 212-791-9073

**Northeast Region**

Security Level: Administrative/  
Male/Female.  
Judicial District: Southern District of New York.  
Capacity: 507.  
Population: 788.  
Staff: 320.

Location: In downtown Manhattan adjacent to Foley Square and across the street from the new Federal Courthouse, 2 blocks from the base of the Brooklyn Bridge. New York City is served by LaGuardia, Kennedy, and Newark International Airports; Amtrak (Pennsylvania Station 34th Street); and Greyhound (42nd St. Port Authority bus station).



### FCI OAKDALE

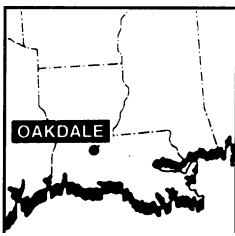
P.O. Box 5050  
Oakdale, Louisiana  
71463  
3 18-335-4070  
Fax: 318-335-3936

**South Central Region**

Security Level: Medium/Male.  
Judicial District: Western District of Louisiana.  
Capacity: 780.  
Population: 1,145.  
Staff: 299.

Location: In central Louisiana, 35 miles south of Alexandria and 58 miles north of Lake Charles. On State Highway 165, east of Route 165 on Whatley Road. The area is served by Esler Regional Airport (50 miles from the facility) and Trailways (service to Alexandria and Lake Charles).

**Accredited, ACA**



### FDC OAKDALE

P.O. Box 5060  
Oakdale, Louisiana  
71463  
318-335-4466  
Fax: 318-335-4476

**South Central Region**

Security Level: Administrative/Male (adjacent Minimum/Male camp).  
Judicial District: Western District of Louisiana.  
Capacity: 630.  
Adjacent Camp: 118.  
Population: FDC: 692, Camp: 135.  
Staff: 279.

Location: See FCI Oakdale.

**Accredited, ACA**



### FTC OKLAHOMA CITY

P.O. Box 898802  
Oklahoma City,  
Oklahoma 73189-8802  
405-682-4075  
Fax: 405-680-4041

**South Central Region**

Security Level: Administrative/Male/Female.  
Judicial District: Western District of Oklahoma.  
Capacity: 1,053.  
Population: 770.  
Staff: 267.

Location: 3 miles west of Interstate 44 and 4 miles south of Interstate 40. Located at and served by the Will Rogers World Airport.



### FCI OTISVILLE

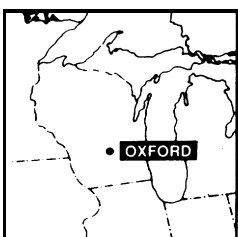
P.O. Box 600  
Otisville, New York  
10963  
914-386-5855  
Fax: 914-386-9455

**Northeast Region**

Security Level: Administrative/Male.  
Judicial District: Southern District of New York.  
Capacity: 648.  
Population: 897.  
Staff: 334.

Location: In the southeast part of New York State, near the Pennsylvania and New Jersey borders. The institution is 70 miles northwest of New York City, near Middletown. The area is served by several airports, the closest being Stewart International Airport at Newburgh, New York (45 minutes away). Bus and train service connect Otisville to New York City.

**Accredited, ACA, JCAHO**



### FCI OXFORD

Box 500  
Oxford, Wisconsin  
53952-0500  
608-584-5511  
Fax: 608-584-5315

**North Central Region**

Security Level: Medium/Male (adjacent Minimum/Male camp).  
Judicial District: Western District of Wisconsin.  
Capacity: 586.  
Adjacent Camp: 156.  
Population: FCI: 842, Camp: 163.  
Staff: 349.

Location: In rural central Wisconsin, 60 miles north of Madison. Off U.S. 51 (Westfield exit, proceed west on Country Trunk E to County Trunk G, south to the institution). The area is served by Dane County Regional Airport. Greyhound provides service to the nearby towns of Portage and Wisconsin Dells.

**Accredited, ACA, JCAHO**



### FCI PEKIN

P.O. Box 7000  
Pekin, Illinois  
61555-7000  
309-346-8588  
Fax: 309-477-4688

**North Central Region**

Security Level: Medium/Male (adjacent Minimum/Female camp).  
Judicial District: Central District of Illinois.  
Capacity: 756.  
Adjacent Camp: 256.  
Population: FCI: 1,120, Camp: 266.  
Staff: 306.

Location: Located on Route 29 South in Pekin, approximately 10 miles south of Peoria, Illinois, 180 miles southwest of Chicago and 180 miles northeast of St. Louis, Missouri. The area is served by the Greater Peoria Regional Airport, and Amtrak, and bus service in Peoria.



### FPC PENSACOLA

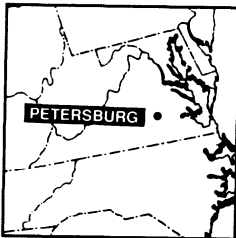
110 Raby Avenue  
Pensacola, Florida  
32509-5127  
904-457-1911  
Fax: 904-458-7295

**Southeast Region**

Security Level: Minimum/Male.  
Judicial District: Northern District of Florida.  
Capacity: 424.  
Population: 481.  
Staff: 106.

Location: 175 miles west of Tallahassee and 50 miles east of Mobile, Alabama, on Saufley Field. Off Interstate 10. The area is served by Pensacola Municipal Airport and Greyhound.

**Accredited, ACA, JCAHO**



### FCI PETERSBURG

P.O. Box 1000  
Petersburg, Virginia  
23804-1000  
804-733-7881  
Fax: 804-733-3728

**Mid-Atlantic Region**

Security Level: Low/Male (adjacent Minimum/Male camp).  
Judicial District: Eastern District of Virginia.  
Capacity: 812.  
Adjacent Camp: 296.  
Population: FCI: 1,137, Camp: 284.  
Staff: 375.

Location: 25 miles southeast of Richmond. Off Interstate 95; take Exit 54 (Temple Avenue/Highway 144), proceed east approximately 3 miles, turn left on River Road (Highway 725). The area is served by Petersburg Municipal Airport and Richmond International Airport.

**Accredited, ACA**



### FCI PHOENIX

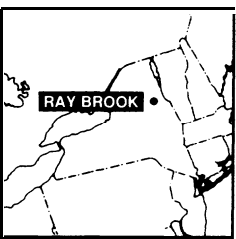
37900 N. 45th Avenue,  
Dept. 1680  
Phoenix, Arizona  
85027-7003  
602-465-9757  
Fax: 602-465-7051

**Western Region**

Security Level: Medium/Male (adjacent Minimum/Female camp).  
Judicial District: District of Arizona.  
Capacity: 740.  
Adjacent Camp: 272.  
Population: FCI: 1,144, Camp: 272.  
Staff: 370.

Location: 30 miles north of downtown Phoenix. Off Interstate 17 (Pioneer Road exit). The area is served by Phoenix Sky Harbor International Airport, seven regional airports, and commercial bus lines.

**Accredited, ACA, JCAHO**



### FCI RAY BROOK

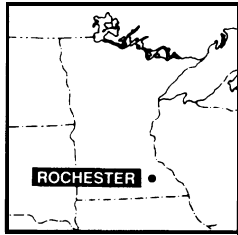
P.O. Box 300  
Ray Brook, New York  
12977  
518-891-5400  
Fax: 518-891-0011

**Northeast Region**

Security Level: Medium/Male.  
Judicial District: Northern District of New York.  
Capacity: 780.  
Population: 994.  
Staff: 290.

Location: In the Adirondack Mountain region of upstate New York, midway between the villages of Lake Placid and Saranac Lake. Off Route 86. The area is served by the Adirondack Airport (Saranac Lake), Albany Airport (2-1/2 hours away), and the Burlington (Vermont) Airport (2 hours away).

**Accredited, ACA, JCAHO**



### FMC ROCHESTER

P.O. Box 4600  
2110 East Center Street  
Rochester, Minnesota  
55903-4600  
507-287-0674  
Fax: 507-282-3741

Security Level:  
Administrative/Male/Female.  
Judicial District: District of  
Minnesota.  
Capacity: 609.  
Population: 785.  
Staff: 469.

Location: In southeastern Minnesota, 2 miles east of downtown Rochester. Off State Highway 296 (Fourth Street). The area is served by Rochester Airport and Greyhound.

**Accredited, JCAHO** **North Central Region**



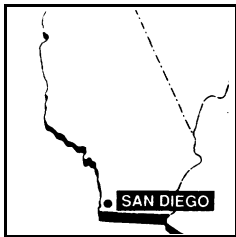
### FCI SAFFORD

RR 2, Box 820  
Safford, Arizona  
85546-9729  
602-428-6600  
Fax: 602-348-1331

Security Level: Low/Male.  
Judicial District: District of Arizona.  
Capacity: 380.  
Population: 739.  
Staff: 183.

Location: In southeastern Arizona, 12 7 miles northeast of Tucson, 165 miles east of Phoenix. Off Highway 191, 7 miles south of the town of Safford. The area is served by Tucson Airport, Phoenix Airport, and Greyhound and Bridgewater Bus services to Tucson and Phoenix airports.

**Accredited, ACA**



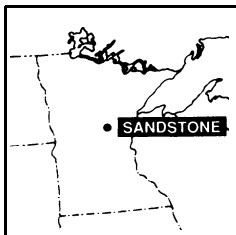
### MCC SAN DIEGO

808 Union Street  
San Diego, California  
92101-6078  
619-232-4311  
Fax: 619-595-0390

Security Level:  
Administrative/Male/Female.  
Judicial District: Southern District of  
California.  
Capacity: 607.  
Population: 995.  
Staff: 270.

Location: In downtown San Diego, adjacent to the U.S. Courthouse. San Diego is served by Lindbergh Field airport, Amtrak, and Greyhound.

**Accredited, ACA, JCAHO**



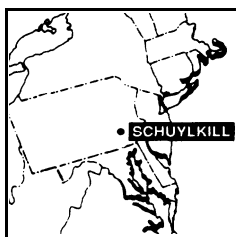
### FCI SANDSTONE

Kettle River Road  
Sandstone, Minnesota  
55072  
612-245-2262  
Fax: 612-245-0385

Security Level: Low/Male.  
Judicial District: District of  
Minnesota.  
Capacity: 452.  
Population: 694.  
Staff: 254.

Location: 100 miles northeast of Minneapolis/St. Paul and 70 miles southwest of Duluth. Off Interstate 35 (Sandstone exit, follow Highway 23 to Route 123 east). The area is served by Greyhound.

**Accredited, ACA**



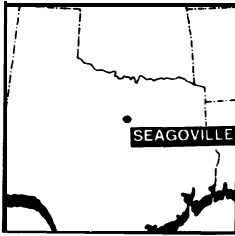
### FCI SCHUYLKILL

P.O. Box 700  
Minersville, Pennsylvania  
17954  
717-544-7100  
Fax: 717-544-7225

Security Level: Medium/Male  
(adjacent Minimum/Male camp).  
Judicial District: Eastern District of  
Pennsylvania.  
Capacity: 729.  
Adjacent Camp: 296.  
Population: FCI: 1,070, Camp: 296.  
Staff: 383.

Location: 175 miles north of Washington, D.C., and 46 miles north of Harrisburg, Pennsylvania. One-eighth mile west of Interstate 81, off State Highway 901. The area is served by Harrisburg International Airport and Capitol Trailways.

**Northeast Region**



### FCI SEAGOVILLE

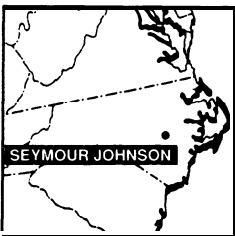
2113 North Highway 175  
Seagoville, Texas 75159  
214-287-2911  
Fax: 214-287-4827

**South Central Region**

Security Level: Low/Male.  
Judicial District: Northern District of Texas.  
Capacity: 806.  
Population: 1,068.  
Staff: 268.

Location: 11 miles southeast of Dallas, off Highway 175 (Hawn Freeway). The area is served by the Dallas-Fort Worth International Airport.

**Accredited, ACA, JCAHO**



### FPC SEYMOUR JOHNSON

Caller Box 8004  
Goldsboro, North Carolina 27533-8004  
919-735-9711  
Fax: 919-735-0169

**Mid-Atlantic Region**

Security Level: Minimum/Male.  
Judicial District: Eastern District of North Carolina.  
Capacity: 576.  
Population: 551.  
Staff: 106.

Location: Near Goldsboro, North Carolina, on Seymour Johnson Air Force Base. Off Interstate highways 40 and 95 and U.S. 70. The area is served by the Raleigh/Durham International Airport (60 miles northeast of the facility), Kinston Airport (26 miles south), and Greyhound.

**Accredited, ACA**



### FCI SHERIDAN

27072 Ballston Road  
Sheridan, Oregon  
97378-9601  
503-843-4442  
Fax: 503-843-3408

**Western Region**

Security Level: Medium/Male (adjacent Minimum/Male camp).  
Judicial District: District of Oregon.  
Capacity: 1,014.  
Adjacent Camp: 512.  
Population: FCI: 1,333, Camp: 480.  
Staff: 325.

Location: In northwestern Oregon in the heart of the South Yamhill River Valley, 90 minutes from Portland. Off Highway 18 on Ballston Road. The area is served by Portland International Airport.

**Accredited, ACA, JCAHO**



### MCFP SPRINGFIELD

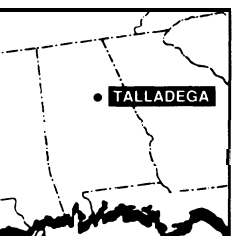
P.O. Box 4000  
Springfield, Missouri 65808  
417-862-7041  
Fax: 417-837-1711

**North Central Region**

Security Level: Administrative/Male.  
Judicial District: Western District of Missouri.  
Capacity: 874.  
Population: 921.  
Staff: 681.

Location: In Springfield, at the corner of Sunshine Street and the Kansas Expressway. Off Interstate 44. Springfield is served by Springfield Municipal Airport, Greyhound, and Trailways.

**Accredited, JCAHO**



### FCI TALLADEGA

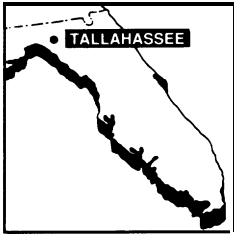
565 East Renfroe Road  
Talladega, Alabama 35160  
205-362-0410  
Fax: 205-362-8331

**Southeast Region**

Security Level: Medium/Male (adjacent Minimum/Male camp).  
Judicial District: Northern District of Alabama.  
Capacity: 699.  
Adjacent Camp: 296.  
Population: FCI: 1,102, Camp: 416.  
Staff: 364.

Location: In the foothills of northern Alabama, 50 miles east of Birmingham and 100 miles west of Atlanta. Off Interstate 20 on Renfroe Road.

**Accredited, ACA, JCAHO**



### FCI TALLAHASSEE

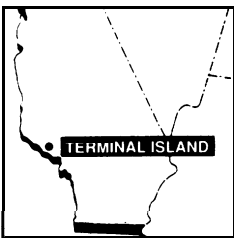
501 Capital Circle, N.E.  
Tallahassee, Florida  
32301-3572  
904-878-2173  
Fax: 904-942-8374

**Southeast Region**

Security Level: Low/Administrative/  
Male.  
Judicial District: Northern District of  
Florida.  
Capacity: 850.  
Population: 1,529.  
Staff: 362.

Location: Three miles east of  
downtown Tallahassee. On  
Highway 3 19 at the intersection  
with Park Avenue. Tallahassee is  
served by Tallahassee Regional  
Airport.

**Accredited, ACA,  
JCAHO**



### FCI TERMINAL ISLAND

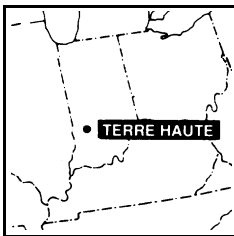
1299 Seaside Avenue  
Terminal Island,  
California 90731  
310-831-8961  
Fax: 310-932-5326

**Western Region**

Security Level: Medium/Male.  
Judicial District: Central District of  
California.  
Capacity: 452.  
Population: 1,153.  
Staff: 331.

Location: In Los Angeles Harbor  
between San Pedro and Long Beach.  
Off Harbor Freeway to San Pedro  
(cross the Vincent Thomas Bridge and  
take Seaside Avenue to the Main Gate).  
The area is served by Los Angeles  
International Airport and Long Beach  
Airport.

**Accredited, ACA,  
JCAHO**



### USP TERRE HAUTE

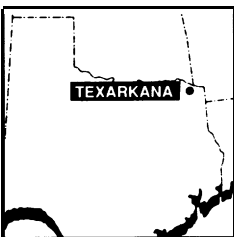
Highway 63 South  
Terre Haute, Indiana  
47808  
812-238-1531  
Fax: 812-238-9873

**Mid-Atlantic Region**

Security Level: High/Male  
(adjacent Minimum/Male camp).  
Judicial District: Southern District of  
Indiana.  
Capacity: 741.  
Adjacent Camp: 340.  
Population: USP: 980. Camp: 405.  
Staff: 513.

Location: 2 miles south of the city of  
Terre Haute, which is 70 miles west of  
Indianapolis on Interstate 70. On  
Highway 63. Terre Haute is served by  
Hulman Regional Airport and  
Greyhound.

**Accredited, ACA,  
JCAHO**



### FCI TEXARKANA

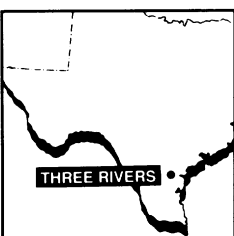
Texarkana, Texas 75505  
903-838-4587  
Fax: 903-838-4071

**South Central Region**

Security Level: Low/Male  
(adjacent Minimum/Male camp).  
Judicial District: Eastern District of  
Texas.  
Capacity: 749.  
Adjacent Camp: 220.  
Population: FCI: 1,079. Camp: 287.  
Staff: 316.

Location: In northeast Texas near the  
Arkansas border, 70 miles north of  
Shreveport, Louisiana, and 175 miles  
east of Dallas-Fort Worth. Off Route  
59 South, on Leopard Drive.

**Accredited, ACA,  
JCAHO**



### FCI THREE RIVERS

P.O. Box 4000  
Three Rivers, Texas  
78071  
512-786-3576  
Fax: 512-786-4909

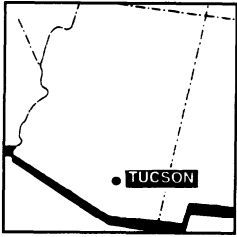
**South Central Region**

Security Level: Medium/Male  
(adjacent Minimum/Male camp).  
Judicial District: Southern District of  
Texas.  
Capacity: 784.  
Adjacent Camp: 256.  
Population: FCI: 1,042, Camp: 316.  
Staff: 299.

Location: The 302-acre site is located  
about 80 miles south of San Antonio,  
Texas, and 73 miles northwest of  
Corpus Christi, Texas, on Interstate 37,  
and 9 miles west of Three Rivers,  
Texas, near the Choke Canyon  
Reservoir.

**Accredited, ACA**





✓ **Accredited, ACA**

### FCI TUCSON

8901 South Wilmot Road  
Tucson, Arizona 85706  
602-574-7100  
Fax: 602-670-5674

**Western Region**

Security Level: Medium/Male,  
Administrative/Male/Female.  
Judicial District: District of Arizona.  
Capacity: 389.  
Population: 772.  
Staff: 242.

Location: In southern Arizona, 10 miles southeast of the city of Tucson near Interstate 10 and Wilmot Road. Tucson is served by Tucson International Airport, Amtrak, and Greyhound.



### FCI WASECA

P.O. Box 1731  
University Drive S.W.  
Waseca, Minnesota 56093  
507-835-8972  
Fax: 507-835-8463

**North Central Region**

Security Level: Low/Male.  
Judicial District: District of  
Minnesota.  
Capacity: 100.  
Population: 90.  
Future Capacity: 1,100.\*  
Staff: 259.

Location: In southern Minnesota, 75 miles south of Minneapolis on Interstate 35; 13 miles west of Owatonna on State Highway 14, off County Highway 57. The area is served by the Minneapolis International and Hubert H. Humphrey airports (75 miles from the facility) and Rochester International airport (70 miles away).



✓ **Accredited, ACA,  
JCAHO**

### FPC YANKTON

Box 680  
Yankton, South Dakota  
57078  
605-665-3262  
Fax: 605-665-4703

**North Central Region**

Security Level: Minimum/Male.  
Judicial District: District of South  
Dakota.  
Capacity: 681.  
Population: 484.  
Staff: 126.

Location: In the southeastern corner of South Dakota, approximately 60 miles northwest of Sioux City, Iowa, and 85 miles southwest of Sioux Falls, South Dakota. Off U.S. 81 in the town of Yankton. The area is served by airports in Sioux City and Sioux Falls, as well as a municipal airport in Yankton.

\*Population was less than capacity because the facility was in the process of being activated during 1995.

# IN THE WORKS

---

**T**he Bureau of Prisons has undertaken new construction projects to accommodate the growing Federal inmate population and reduce the overcrowding in its current institutions. The following institutions were scheduled to come online after September 30, 1995. Please note that the estimated construction completion dates supplied below are projections, not fixed dates; also, once construction is completed at a new institution, that institution does not immediately begin accepting inmates, as there are necessary activation and preparatory procedures that must be enacted beforehand.

## **FCC BEAUMONT, TEXAS**

Low  
Rated capacity: 1,536.  
Estimated construction completion:  
summer 1996.

USP  
Rated Capacity: 960.  
Estimated construction completion:  
fall/winter 1996.

## **FCI (Low) BUTNER, NORTH CAROLINA**

Rated capacity: 992.  
Estimated construction completion:  
fall 1995.

## **MDC BROOKLYN**

Rated capacity: 1,229.  
Estimated construction completion:  
fall/winter 1996.

## **FCC COLEMAN, FLORIDA**

Low  
Rated capacity: 1,536.  
Estimated construction completion:  
summer 1995.

Medium  
Rated capacity: 1,152.  
Estimated construction completion:  
fall 1995.

## **FCI (Low) FORREST CITY, ARKANSAS**

Rated capacity: 1,536.  
Estimated construction completion:  
fall 1996.

## **FCI (Low) TAFT, CALIFORNIA**

Rated capacity: 1,536.  
Estimated construction completion:  
summer 1996.  
Includes a Satellite Camp.

## **MDC SEATAC, WASHINGTON**

Rated capacity: 677.  
Estimated construction completion:  
fall 1996.

## **FCI (Low) YAZOO CITY, MISSISSIPPI**

Rated capacity: 1,536.  
Estimated construction completion:  
fall 1996.

# COMMUNITY CORRECTIONS

---

**T**he Bureau's Community Corrections and Detention Division is responsible for the development and implementation of policies and procedures related to the administration of approximately 600 community corrections and detention contract facilities nationwide. In addition to the community corrections and detention professionals located in the Bureau's Central Office in Washington, D.C., each of the Bureau's six Regional Offices has a community corrections regional administrator who oversees 13 management center administrators, as well as the activities of 31 Community Corrections Offices (CCO's) throughout the United States.

Each CCO has a community corrections manager, who is responsible for the development, administration, and routine oversight of residential and nonresidential services provided through contractual agreements. Programs and services are facilitated through contractual agreements with Federal, State, county, and city Government agencies and through contracts with private agencies. Services provided by these agencies include prerelease programs; short- and long-term detention; juvenile and adult boarding; and home confinement programs such as those using electronic monitoring.

The Bureau of Prisons is also actively involved in the expansion of new programs and facilities — including Intensive Confinement Centers (ICC's), urban work camps, transitional drug-abuse treatment programs, and comprehensive sanctions centers. As approximately 25 percent

of the Bureau's population consists of foreign nationals, the Detention Branch has been proactive in obtaining additional contract bedspace for this group.

## **ATLANTA CCM OFFICE**

505 McDonough Blvd., SE  
Atlanta, GA 30315  
404-624-8141, Fax: 404-624-8145  
Districts: Northern/Middle/  
Southern Georgia,  
South Carolina

## **BALTIMORE-MARO CCM OFFICE**

10010 Junction Drive, Suite 101-N  
Annapolis Junction, MD 20701  
301-317-3281, Fax: 301-317-3138  
Districts: Maryland, Delaware, District of  
Columbia, Northern West Virginia,  
Eastern Virginia

## **BOSTON CCM OFFICE**

JFK Federal Building  
Suite 2200  
Boston, MA 02203  
617-565-4293, Fax: 617-565-4297  
Districts: Massachusetts, Vermont,  
Connecticut, Maine,  
Rhode Island, New Hampshire

## **BROOKLYN CCM OFFICE**

408 Jay Street, Suite 400  
Brooklyn, NY 11201  
718-488-6877 FAX: 718-488-6881  
District: Eastern New York

## **CHICAGO CCM OFFICE**

200 W. Adams  
Suite 2915  
Chicago, IL 60606  
312-886-2114, Fax: 312-886-2118  
Districts: Central/Northern Illinois

## **CINCINNATI CCM OFFICE**

36 East 7th Street  
Suite 2107-A  
Cincinnati, OH 45202  
513-684-2603, Fax: 513-684-2590  
Districts: Eastern Kentucky, Southern  
Indiana, Northern/Southern Ohio

## **DALLAS CCM OFFICE**

207 South Houston Street  
Room 144  
Dallas, TX 75202  
214-655-5050, Fax: 214-655-5060  
Districts: Oklahoma, Northern Texas

## **DENVER CCM OFFICE**

1961 Stout Street, Rm. 683  
Denver, CO 80294  
303-844-5176, Fax: 303-844-6189  
District: Colorado

## **DETROIT CCM OFFICE**

1850 Federal Bldg.  
477 Michigan Avenue  
Detroit, MI 48226  
313-226-6186, Fax: 313-226-7327  
Districts: Eastern/Western Michigan,  
Northern Indiana

## **EL PASO CCM OFFICE**

208 Mesa One Building  
4849 North Mesa Street  
El Paso, TX 79912  
915-534-6326, Fax: 915-534-6432  
Districts: New Mexico, Western Texas  
(Midland, Pecos, Del Rio, and El Paso  
Division)

## **HOUSTON CCM OFFICE**

515 Rusk Street, Rm. 120 16  
Houston, TX 77002  
713-229-2781, Fax: 713-229-2780  
Districts: Southern/Eastern Texas

## **KANSAS CITY CCM OFFICE**

U.S. Federal Courthouse  
500 State Avenue, Rm. 237  
Kansas City, KS 66101  
913-551-5714, Fax: 913-551-5718  
Districts: Northern/Southern Iowa,  
Kansas, Nebraska, Western Missouri

## **LONG BEACH CCM OFFICE**

501 West Ocean Boulevard  
Suite 3260  
Long Beach, CA 90802-4221  
310-980-3536, Fax: 310-980-3543  
District: Central California

**MIAMI CCM OFFICE**

401 North Miami Avenue  
Miami, FL 33128-1830  
305-536-5705, Fax: 305-536-6530  
Districts: Puerto Rico, Virgin Islands,  
Southern Florida

**MILWAUKEE CCM OFFICE**

City Center Plaza Building  
Reuss Federal Plaza  
310 W. Wisconsin Avenue, Suite 1250  
Milwaukee, WI 53202  
414-297-1690, Fax: 414-297-1689  
Districts: Eastern/Western Wisconsin

**MINNEAPOLIS/St. PAUL CCM OFFICE**

Federal Office Building  
212 3rd Ave., S., Rm. 135  
Minneapolis, MN 55401  
612-334-4073, Fax: 612-334-4077  
Districts: North Dakota, South Dakota,  
Minnesota

**MONTGOMERY CCM OFFICE**

P.O. Box 171  
15 Lee Street  
U.S. Courthouse, Rm. B-18  
Montgomery, AL 36101  
334-223-7480, Fax: 334-223-7012  
Districts: Southern/Middle/Northern  
Alabama, Southern/Northern Mississippi,  
Northern Florida

**NASHVILLE CCM OFFICE**

U.S. Courthouse, Rm. 599  
Nashville, TN 37203  
615-736-5148, Fax: 615-736-5147  
Districts: Eastern/Middle/Western  
Tennessee, Western Kentucky

**NEW ORLEANS CCM OFFICE**

701 Loyola Ave., Rm. T-3034  
New Orleans, LA 70113  
504-589-6646, Fax: 504-589-2378  
Districts: Louisiana, Arkansas

**NEW YORK CCM OFFICE**

26 Federal Plaza  
Rm. 36-110  
New York, NY 10278  
212-264-9520, Fax: 212-264-9516  
Districts: Southern New York, New Jersey

**ORLANDO CCM OFFICE**

135 W Central Blvd., Suite 650  
Orlando, FL 32801  
407-648-6055, Fax: 407-648-6058  
District: Middle Florida

**PHILADELPHIA CCM OFFICE**

1880 John F. Kennedy Boulevard  
Suite 502  
Philadelphia, PA 19103  
215-656-6903, Fax: 215-656-6907  
Districts: Eastern/Middle Pennsylvania

**PHOENIX CCM OFFICE**

Suite 425  
234 N. Central Ave.  
Phoenix, AZ 85004-2212  
602-379-4947, Fax: 602-379-4061  
Districts: Southern California, Arizona

**PITTSBURGH CCM OFFICE**

411 7th Avenue, Room 1204  
Pittsburgh, PA 15319  
412-644-6560, Fax: 412-644-3408  
Districts: Northern/Western New York,  
Western Pennsylvania

**RALEIGH CCM OFFICE**

P.O. Box 27743  
310 New Bern Avenue, Rm. 303  
Raleigh, NC 27611-7743  
919-856-4548, Fax: 919-856-4777  
Districts: Southern West Virginia,  
Eastern/Middle/Western North Carolina,  
Western Virginia

**SACRAMENTO CCM OFFICE**

3522 Federal Building  
650 Capitol Mall  
Sacramento, CA 95814  
916-498-5718, Fax: 916-498-5723  
District: Eastern California

**ST. LOUIS CCM OFFICE**

U.S. Federal Courthouse  
1114 Market Street  
Room 902  
St. Louis, MO 63101  
314-539-2376, Fax: 314-539-2465  
Districts: Southern Illinois, Eastern  
Missouri

**SALT LAKE CITY CCM OFFICE**

U.S. Courthouse  
350 S. Main Street, Rm. 503  
Salt Lake City, UT 84101  
801-524-4212, Fax: 801-524-3112  
Districts: Utah, Wyoming, Nevada, Idaho

**SAN ANTONIO CCM OFFICE**

615 East Houston  
Room 325  
San Antonio, TX 78205  
210-229-6225, Fax: 210-229-6224  
District: Western Texas

**SAN FRANCISCO CCM OFFICE**

450 Golden Gate Ave., Rm. 145458  
P.O. Box 36137  
San Francisco, CA 94102  
415-556-3794, Fax: 415-556-3239  
Districts: Northern California, Guam,  
Hawaii

**SEATTLE CCM OFFICE**

3160 Jackson Federal Bldg.  
915 Second Ave.  
Seattle, WA 98174  
206-220-6593, Fax: 206-220-6591  
Districts: Alaska, Oregon,  
Western/Eastern Washington, Montana

# STATISTICAL DATA AS OF SEPTEMBER 30, 1995

## GENERAL DATA

---

### INMATES UNDER BUREAU JURISDICTION

|                              |         |
|------------------------------|---------|
| Total .....                  | 100,958 |
| In Bureau institutions ..... | 90,159  |
| Other* .....                 | 10,799  |

\*Includes inmates in Community Corrections Centers, State boarders, juveniles, and other contract categories.

|                   |       |
|-------------------|-------|
| Sentenced... ..   | 89.1% |
| Unsentenced ..... | 10.9% |

---

|                             |       |
|-----------------------------|-------|
| STAFF TO INMATE RATIO ..... | 1:2.6 |
|-----------------------------|-------|

## INMATE CHARACTERISTICS

---

|                  |    |
|------------------|----|
| Average Age..... | 37 |
|------------------|----|

### GENDER

|              |       |
|--------------|-------|
| Male.....    | 92.5% |
| Female ..... | 7.5%  |

### RACE

|             |       |
|-------------|-------|
| White ..... | 60.4% |
| Black ..... | 36.6% |
| Other.. ..  | 3.0%  |

### ETHNICITY

|                    |       |
|--------------------|-------|
| Hispanic.. ..      | 27.2% |
| Non-Hispanic ..... | 72.8% |

---

## CITIZENSHIP

|                          |        |
|--------------------------|--------|
| U.S. ....                | 74.3%  |
| Mexico .....             | 9.8%   |
| Colombia .....           | 4.3%   |
| Cuba .....               | 2.89 0 |
| Dominican Republic ..... | 1.6%   |
| Jamaica .....            | 1.4%   |
| Nigeria .....            | 0.8%   |
| Other .....              | 5.0%   |

---

## TYPE OF COMMITMENTS

|                           |       |
|---------------------------|-------|
| U.S. Code .....           | 96.4% |
| Probation Violation ..... | 1.0%  |
| Parole Violation .....    | 1.6%  |
| State Territorial .....   | 0.5%  |
| D.C. Superior Court ..... | 0.5%  |

---

## MEDIAN MONTHS EXPECTED TO BE SERVED

|                                       |     |
|---------------------------------------|-----|
| All offenses .....                    | 65  |
| Drug offenses .....                   | 73  |
| Robbery .....                         | 93  |
| Property offenses .....               | 48  |
| Extortion, fraud, and bribery .....   | 22  |
| Violent offenses .....                | 142 |
| Firearms, explosives, and arson ..... | 51  |
| White-collar offenses .....           | 17  |
| Immigration .....                     | 20  |
| Courts or corrections .....           | 25  |
| National security .....               | 59  |
| Continuing criminal enterprise .....  | 153 |

## INMATE STATUS

---

### INMATES BY SECURITY LEVEL

|               |       |
|---------------|-------|
| Minimum ..... | 32.4% |
| Low .....     | 29.2% |
| Medium.. ..   | 25.4% |
| High.....     | 13.0% |

---



---

## STATISTICS BY INMATE SECURITY LEVEL

**MIN.    LOW    MED.    HIGH**

---

### SENTENCE LENGTH (YEARS)

Median Sentence Length ..... 5 ..... 7 ..... 10 ..... 15

---

### SENTENCE IMPOSED (AS % OF POPULATION)

|                       |         |             |             |             |
|-----------------------|---------|-------------|-------------|-------------|
| Under 1 year .....    | ..5.2 % | ..... 1.3%  | .....0.4 %  | ..... 0.5%  |
| 1-3 years.....        | 25.8%   | .....12.1%  | .....5.5%   | ..... 1.3%  |
| 3-5 years .....       | 21.2%   | ..... 15.7% | .....9.2 %  | ..... 3.5%  |
| 5-10 years .....      | 29.5%   | ..... 28.7% | ..... 23.9% | .....13.9%  |
| 10-15 years .....     | 15.4%   | ..... 26.5% | .....24.8%  | ..... 18.3% |
| 15-20 years .....     | 1.8%    | .....9.1%   | ..... 16.3% | .....15.9%  |
| Over 20 years .....   | 1.0%    | ..... 6.1%  | .....19.0%  | .....30.7%  |
| Life Sentence.. ..... | 0.1%    | ..... 0.5%  | .....0.9%   | .....15.9%  |

---

### OFFENSE (AS % OF POPULATION)

|                                     |       |             |             |             |
|-------------------------------------|-------|-------------|-------------|-------------|
| Drug/Liquor.....                    | 66.5% | ..... 68.3% | .....56.8%  | ..... 35.3% |
| Robbery.....                        | 1.2%  | .....6.6%   | .....15.1%  | .....32.1%  |
| Property Offenses .....             | 6.8%  | ..... 5.0%  | .....4.2%   | .....4.5%   |
| Extortion, Bribery, and Fraud ..... | 13.5% | ..... 3.8%  | .....2.0%   | .....1.0%   |
| Violent Offenses.....               | 0.3%  | ..... 1.8%  | ..... 3.6%  | .....10.1%  |
| Arms, Explosives, Arson.....        | 7.8%  | .....7.2%   | ..... 12.5% | .....12.5%  |
| All Others .....                    | 3.9%  | ..... 7.3%  | .....5.8%   | .....4.5%   |

# FEDERAL BUREAU OF PRISONS EMPLOYEES

---

## PERSONNEL

---

Personnel, September 30, 1995 ..... 28,123

---

## GENDER

Male ..... 73.4%  
Female ..... 26.6%

---

## RACE/ETHNICITY

White ..... 68.7%  
Black ..... 18.6%  
Hispanic ..... 9.7%  
Other..... 3.0%

---

## EDUCATION

High School..... 32.7%  
Technical School ..... 4.7%  
Some College ..... 3 1.5%  
College Degree ..... 19.6%  
Some Graduate School ..... 2.9%  
Professional Degree ..... 1.9%  
Master's Degree ..... 5.2%  
Ph.D. .... 1.5%

---

## AGE

18-24..... 2.6%  
25-29..... 16.5%  
30-34..... 27.7%  
35-39..... 25.6%  
40-44..... 14.4%  
45-49..... 9.4%  
50-55..... 3.0%  
Older than 55 ..... 0.8%



Published annually by:  
Federal Bureau of Prisons  
U.S. Department of Justice

Janet Reno, Attorney General

Kathleen M. Hawk, Director

Thomas R. Kane, Assistant Director,  
Information, Policy, and Public  
Affairs Division

Richard Phillips, Chief  
Field Communications Section

Edited by:  
Andrew Stephens,  
Public Affairs Specialist  
Office of Communications

Printed by:  
Federal Prison Industries, Inc.  
United States Penitentiary,  
Lompoc, California.

**U.S. Department of Justice**  
Federal Bureau of Prisons

Official Business  
Penalty for Private Use \$300

BULK RATE  
POSTAGE & FEES PAID

U.S. Department of Justice  
Permit No. G-231

---

*Washington, D. C. 2 0534*

Forwarding and Return Postage Guaranteed  
Address Correction Requested