


OUTSTANDING INDIVIDUAL ACHIEVEMENTS

The “Directors’ Awards” — named for the first five directors of the Federal Bureau of Prisons — and the Equal Employment Opportunity Award are the highest honors given by the Bureau.

THE SANFORD BATES AWARD

Granted annually, since 1967, to non-supervisory employees for exceptionally outstanding service or for incidents involving extraordinary courage or voluntary risk of life in performing an act resulting in direct benefit to the Bureau or to governmental operations.



MICHAEL W. PRUITT
Senior Officer Specialist
United States Penitentiary
Terre Haute, Indiana.

On two separate occasions, Officer Pruitt displayed exceptional courage while performing his duties. During the first, Officer Pruitt disarmed two inmates involved in a serious altercation; one had been stabbing the other with a sharpened instrument. In the other incident, Officer Pruitt prevented an inmate, whom he had seen arguing with another inmate earlier in the day, from making an unauthorized entry into a particular housing unit. He conducted a pat search of the inmate and retrieved a sharpened metal weapon from him. It was later learned that the other inmate involved in the argument lived in this unit. Officer Pruitt’s actions prevented a possible serious assault from occurring.

THE JAMES V. BENNETT AWARD

Granted annually since 1967, to supervisory and management employees for exceptionally outstanding service or for incidents involving extraordinary courage or voluntary risk of life in performing an act resulting in direct benefit to the Bureau or to governmental operations.

Ms. Roberts supervises a complement of 150 nurses and support staff, which is the largest Nursing Department in the Bureau. When she became Director of Nursing, the department had a 25-percent vacancy rate and was dependent on overtime and contract services. Through her efforts, all vacancies were filled, the use of overtime was reduced, and the use of contract nursing services was eliminated. Ms. Roberts also initiated a pilot program for the use of Certified Nursing Assistants to replace inmate attendants on the acute care medical unit. This project has proven to be a tremendous asset to the department, with noticeable improvements in patient care and staff morale.



MELODY L. ROBERTS
Director of Nursing
Medical Center for Federal Prisoners
Springfield, Missouri.

THE MYRL E. ALEXANDER AWARD

Granted annually, since 1970, to any employees who through their own initiatives have been instrumental in the development of new techniques in Correctional Programs, or who have succeeded exceptionally well in the implementation of new and innovative procedures.



SAMUEL H. HOUSTON
Unit Manager
Federal Medical Center
Rochester, Minnesota.


Mr. Houston, who was assigned to the Chemical Dependency Unit, was given the responsibility of correcting some operational deficiencies. In a short period of time, he used his leadership skills to improve the unit's overall operation markedly. He also played a key role in coordinating major changes in the method of treatment in the unit, which benefitted a greater portion of the inmate population. His efforts contributed significantly to the unit's attainment of a 3-year accreditation from the Commission on Accreditation of Rehabilitation Facilities. Mr. Houston, through his knowledge, expertise, and experience, has also assisted in the development of new counselors and case managers throughout the institution.

THE NORMAN A. CARLSON AWARD

Granted annually, since 1987, to employees who have shown excellence in leadership and who have demonstrated the highest personal and professional standards of attainment.

Mr. Holt has demonstrated the highest standards of personal and professional conduct while providing leadership in a discipline representing 40 percent of the Bureau workforce. His efforts

include the development of a high-quality correctional officer uniform, weapons standardization, and perimeter security standards for the Bureau. Through Mr. Holt's efforts, the Bureau has implemented a National Emergency Response operation, which demonstrated its effectiveness during the hostage situation at FCI Talladega in August 1991, the Los Angeles riots in May 1992, and in the aftermath of Hurricane Andrew in Miami in August 1992. Additionally, his leadership has resulted in the increased professionalization of inmate discipline operations through the establishment of a national Discipline Hearing Officer.




RAYMOND E. HOLT
Administrator
Correctional Programs Division
Central Office, Washington, D. C.

**THE J. MICHAEL QUINLAN
AWARD**

Established in 1993, this award is granted annually to employees who have elevated the Bureau as an organization by taking active steps toward enhancing the quality of employee worklife, supporting agency core values, or promoting the concept of "Bureau family."

Mr. Errington has spent countless hours assisting others faced with catastrophes. In August 1991, he provided round-the-clock assistance to the families of Talladega hostages. During 1992, he pro-

vided support to plane crash victims' families in Evansville, Indiana. In August 1992, he provided counseling services to the survivors of Hurricane Andrew in Miami, Florida. Also during 1992, Mr. Errington provided emotional support in the aftermath of a chemical plant explosion in Sterling, Louisiana. In addition to overseeing the various chaplaincy programs in the South Central Region, Mr. Errington is also actively involved in the community by serving as a representative for chaplains on the Board of Higher Education and the Ministry at the United Methodist Church's denominational headquarters. Finally, Mr. Errington regularly volunteers his own time to speak to area church groups.



JOE R. ERRINGTON
Regional Chaplaincy Administrator
*South Central Regional Office
Dallas, Texas.*

**EQUAL EMPLOYMENT
OPPORTUNITY AWARD**

Granted to any employees who, through exceptional achievements in training, recruitment, management, or other activity, advance equal employment opportunity in the Federal Bureau of Prisons.



MESHELLE STEPHENS
Unit Manager
FCI Bastrop, Texas

Ms. Stephens has done an excellent job furthering the goals and objectives of Equal Employment Opportunity in the Federal Bureau of Prisons. She has been instrumental in establishing new chapters of the National Association of Blacks in Criminal Justice organization at FCI Fort Worth, FCI Oakdale, and FCI Bastrop. Ms. Stephens' leadership initiatives have greatly enhanced the Bureau's image among other Federal agencies and in the community.

BUREAU OF PRISONS OFFICES

While the primary business of the Federal Bureau of Prisons is operating correctional facilities, certain administrative, support, and policy functions are carried out by the Central Office, six regional offices, and two training centers.

CENTRAL OFFICE

The Bureau of Prisons, which is part of the United States Department of Justice, has its headquarters, or Central Office, at 320 First Street N.W., Washington, D.C. 20534.

The Central Office is responsible for the control and coordination of all the activities of the agency. Major functions include planning, developing policy, managing manpower and other resources, developing the budget, monitoring program and services quality, negotiating with the sole bargaining agent for Bureau employees, the American Federation of Government Employees (AFGE) Council of Prison Locals, and coordinating the activities of the regional offices and institutions.

REGIONAL OFFICES

The Bureau of Prisons also has 6 regional offices, which directly oversee the operations of the facilities within their respective regions. Regional offices provide management and technical assistance to institution and community corrections personnel. They conduct training programs; give technical assistance to State and local criminal justice agencies; and contract with local agencies to provide offender placement in community corrections centers.

The following is a list of the six Bureau of Prisons regional offices and their addresses.

MID-ATLANTIC REGIONAL OFFICE

10010 Junction Drive, Suite 100-N
Annapolis Junction, Maryland 20701
301-317-3100 Fax: 301-317-3115

NORTH CENTRAL REGIONAL OFFICE

Gateway Complex Tower II, 8th Floor
4th & State Avenue
Kansas City, Kansas 66101-2492
913-621-3939 Fax: 913-551-1130

NORTHEAST REGIONAL OFFICE

U.S. Customs House, 7th Floor
2nd and Chestnut Streets
Philadelphia, Pennsylvania 19106
215-597-6317 Fax: 215-597-6315

SOUTH CENTRAL REGIONAL OFFICE

4211 Cedar Springs Road, Suite 300
Dallas, Texas 75219
214-767-9700 Fax: 214-767-9724

SOUTHEAST REGIONAL OFFICE

523 McDonough Boulevard, S.E.
Atlanta, Georgia 30315
404-624-5202 Fax: 404-624-5151

WESTERN REGIONAL OFFICE

7950 Dublin Boulevard, 3rd Floor
Dublin, California 94568
510-803-4700 Fax: 510-803-4802

STAFF TRAINING

Staff training is an integral part of Bureau of Prisons staff development. Introductory training is conducted at the Bureau's Staff Training Academy in Glynco, Georgia; specialized professional training is conducted at the Management and Specialty Training Center in Aurora, Colorado.

BOP STAFF TRAINING ACADEMY

Federal Law Enforcement Training
Center, Building 21
Glynco, Georgia 31524
912-267-2711 Fax: 912-267-2983

MANAGEMENT AND SPECIALTY TRAINING CENTER

791 Chambers Road
Aurora, Colorado 80011
303-361-0557 Fax: 303-361-0623

NATIONAL INSTITUTE OF CORRECTIONS

The National Institute of Corrections (NIC) provides technical assistance, training, information, and grants to State and local correctional agencies throughout the country. NIC has four divisions — Jails, Prisons, Community Corrections, and Academy — and it operates a clearinghouse known as the NIC Information Center. NIC provides training to State and local correctional personnel as well as Bureau employees at its Academy in Longmont, Colorado.

NIC ADMINISTRATIVE OFFICE/ PRISONS DIVISION/COMMUNITY CORRECTIONS DIVISION

320 First Street, N.W.
Washington, D.C. 20534
800-995-6423 Fax: 202-307-3361

NIC JAILS DIVISION/ACADEMY

1960 Industrial Circle, Ste. A
Longmont, Colorado 80501
800-995-6429 Fax: 303-682-0469

NIC INFORMATION CENTER

1860 Industrial Circle, Suite A
Longmont, Colorado 80501
800-877-1461 Fax: 303-682-0558

SECURITY LEVEL

The Bureau operates institutions of several different security levels to appropriately house a broad spectrum of offenders. Security levels are based on such features as the presence of external patrols, gun towers, security barriers, or detection devices; the type of housing within the institution; internal security features; and the staff-to-inmate ratio. Each facility is placed in one of five groups — minimum, low, medium, high, and administrative.

■ MINIMUM-SECURITY

Minimum-security institutions, also known as Federal Prison Camps, have dormitory housing, a relatively low staff-to-inmate ratio, and no fences. These institutions are work- and program-oriented, and many are located adjacent to larger institutions or on military bases, where inmates help serve the labor needs of the institution or the base.

■ LOW-SECURITY

Low-security Federal Correctional Institutions (FCI's) have double-fenced perimeters, mostly dormitory housing, and strong work and program components. The staff-to-inmate ratio in these institutions is higher than in minimum-security facilities.

■ MEDIUM-SECURITY

Medium-security FCI's have strengthened perimeters (often double fences with electronic detection systems), cell-type housing, a wide variety of work and treatment programs, and an even higher staff-to-inmate ratio than do low-security institutions, providing even greater internal controls.

■ HIGH-SECURITY

High-security institutions, also known as U.S. Penitentiaries (USP's) have highly secure perimeters (either walled or double-fenced), multiple- and single-occupant cell housing, and close staff supervision and movement controls.

■ ADMINISTRATIVE

Administrative facilities are institutions with special missions, such as the detention of noncitizen or pretrial offenders, the treatment of inmates with serious or chronic medical problems, or the containment of extremely dangerous, violent, or escape prone inmates. Administrative facilities are capable of holding inmates of all security categories.

Capacity is the number of inmates the institution was designed to hold.

Average Daily Population is the average number of inmates the institution actually held in 1993.

The Accreditation checkbox indicates that an institution is accredited by the Commission on Accreditation for Corrections. This accreditation provides an additional level of assurance that Federal prisons offer decent living conditions, provide adequate programs and services, and safeguard inmate constitutional rights by ensuring compliance with the more than 450 adult correctional standards developed by the American Correctional Association (ACA). At the end of 1993, 52 Bureau facilities were accredited and 11 were actively pursuing accreditation. Additionally, all five BOP medical referral centers are

accredited by the Joint Commission on Accreditation of Healthcare Organizations.

In the following institution-by-institution listing, if a category is omitted, it is not applicable at that institution. Readers requiring more information on a particular facility are encouraged to contact that facility directly or contact the Bureau of Prisons Office of Public Affairs at 202-307-3198.



FACILITIES



Accredited

FPC ALDERSON

Box B
Alderson, West Virginia
24910
304-445-2901
Fax: 304-445-2675

Mid-Atlantic Region

Security Level: Minimum/Female.
Judicial District: Southern District of West Virginia.
Capacity, December 1993: 1,094.
1993 Average Daily Population: 975.
Staff: 350.

Location: In the foothills of the Allegheny Mountains, 270 miles southwest of Washington, D.C., 12 miles south of Interstate 64, off State Highway 3. The area is served by the Greenbrier Valley Airport in Lewisburg (17 miles from the facility); airports in Beckley (50 miles away) and Roanoke, Virginia (113 miles away); Amtrak; and Greyhound.



Accredited

FPC ALLENWOOD

P.O. Box 1000
Montgomery,
Pennsylvania 17752
717-547-1641
Fax: 717-547-1504

Northeast Region

Security Level: Minimum/Male.
Judicial District: Middle District of Pennsylvania.
Capacity, December 1993: 534.
1993 Average Daily Population: 728.
Staff: 1471

Location: 200 miles north of Washington, D.C. and 7 miles south of Williamsport, Pennsylvania. 8 miles north of Interstate 80, off State Highway 15. The area is served by the Williamsport-Lycoming County Airport and bus lines.



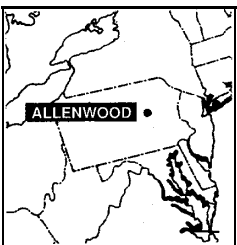
FCI ALLENWOOD LOW

P.O. Box 1500
White Deer, Pennsylvania
17887
717-547-1990
Fax: 717-547-1740

Northeast Region

Security Level: Low/Male.
Judicial District: Middle District of Pennsylvania.
Capacity, December 1993: 992.
1993 Average Daily Population: 838.*
Staff: 215.

Location: 197 miles north of Washington, D.C. and 11 miles south of Williamsport, Pennsylvania, 5 miles north of Interstate 80, off State Highway 15. The area is served by the Williamsport-Lycoming County Airport and bus lines.



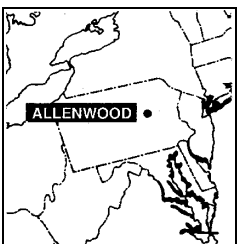
FCI ALLENWOOD MEDIUM

P.O. Box 2500
White Deer, Pennsylvania
17887
717-547-7950
Fax: 717-547-7035

Northeast Region

Security Level: Medium/Male.
Judicial District: Middle District of Pennsylvania.
Capacity, December 1993: 822.
1993 Average Daily Population: 645.*
Staff: 311.

Location: See FCI Allenwood Low.



USP ALLENWOOD

P.O. Box 3500
White Deer, Pennsylvania
17887
717-547-0963
Fax: 717-547-0983

Northeast Region

Security Level: High/Male.
Judicial District: Middle District of Pennsylvania.
Capacity, December 1993: 640.
1993 Average Daily Population: 56.*
Staff: 265.

Location: See FCI Allenwood Low.

* Population was less than capacity because the facility was in the process of being activated during 1993.



FCI ASHLAND

P.O. Box 888
Ashland, Kentucky
41105
606-928-6414
Fax: 700-358-8552

Mid-Atlantic Region

Security Level: Low/Male (adjacent Minimum/Male camp).
Judicial District: Eastern District of Kentucky
Capacity, December 1993: 730.
Adjacent Camp, 296.
1993 Average Daily Population:
FCI: 1,041, Camp: 273.
Staff: 350.

Location: In the highlands of Northeastern Kentucky, 125 miles east of Lexington and 5 miles southwest of Ashland. Off State Route 716, 1 mile west of U.S. 60.

Accredited



USP ATLANTA

601 McDonough Blvd., S.E.
Atlanta, Georgia 30315-0182
404-622-6241
Fax: 404-331-2137

Southeast Region

Security Level: High/Male (adjacent Minimum/Male camp).
Judicial District: Northern District of Georgia.
Capacity, December 1993: 1,349.
Adjacent Camp, 488.
1993 Average Daily Population:
USP: 2,067, Camp: 50%.
Staff: 721.

Location: In the southeast corner of Atlanta, at the junction of Boulevard and McDonough Streets. Off Interstate 75 (Exit 88), Interstate 20 (Exit 26), or Interstate 285 (Exit 39). Atlanta is served by Hartsfield International Airport, and Greyhound.



FCI BASTROP

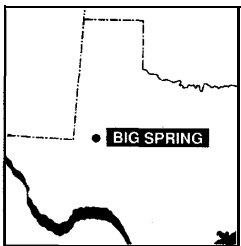
Box 730
Bastrop, Texas 78602
512-321-3903
Fax: 512-321-6565

South Central Region

Security Level: Low/Male.
Judicial District: Western District of Texas.
Capacity, December 1993: 971.
Adjacent Camp, 94.
1993 Average Daily Population:
FCI: 1,127, Camp: 25.*
Staff: 251.

Location: 30 miles southeast of Austin, 8 miles south of Elgin, and 8 miles north of Bastrop. Off Highway 95. The area is served by Austin Municipal Airport (27 miles from the facility).

Accredited



FCI BIG SPRING

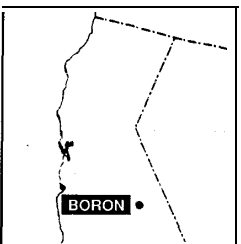
1900 Simler Avenue
Big Spring, Texas 79720-7799
915-263-8304
Fax: 915-267-5910

South Central Region

Security Level: Low/Male (adjacent Minimum/Male camp).
Judicial District: Northern District of Texas.
Capacity, December 1993: 472.
Adjacent Camp, 10%.
1993 Average Daily Population:
FCI: 1,013, Camp: 185.
Staff: 252.

Location: Midway between Dallas and El Paso on the southwest edge of Big Spring. At the intersection of Interstate 20 and U.S. Highway 80. The area is served by Midland/Odessa Airport (50 miles from Big Spring), a small municipal airport within the Big Spring Industrial Park, and Greyhound.

Accredited



FPC BORON

P.O. Box 500
Boron, California 93516
619-762-5161
Fax: 619-762-5719

Western Region

Security Level: Minimum/Male.
Judicial District: Central District of California.
Capacity, December 1993: 340.
1993 Average Daily Population: 56%.
Staff: 248.

Location: In the Mojave Desert of Southern California, 37 miles west of Barstow and 75 miles north of San Bernardino. Off State Highway 395, six miles north of the junction with Highway 5. The area is served by Ontario International Airport (90 miles from the facility), Los Angeles International Airport (110 miles away), Amtrak (service to Barstow), and Greyhound.

Accredited

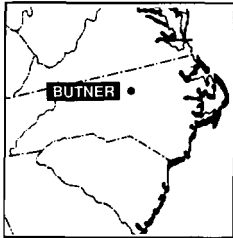
* Population was less than capacity because the facility was in the process of being activated during 1993.



FPC BRYAN
 P.O. Box 2197
 1100 Ursuline
 Bryan, Texas 77803-4951
 409-823-1879
 Fax: 409-775-5681
South Central Region

Security Level: Minimum/Female (adjacent Minimum/Female Intensive Confinement Center).
 Judicial District: Southern District of Texas.
 Capacity December 1993: 480.
 Intensive Confinement Center, 62.
 1993 Average Daily Population: FPC: 703, ICC: 117.
 Staff 143.

Location: 95 miles north of Houston and 165 miles south of Dallas. In the town of Bryan at the intersection of Ursuline Avenue and 23d Street. The area is served by Easterwood Airport in College Station, connecting through Houston Intercontinental and Dallas-Fort Worth Airports.



FCI BUTNER
 P.O. Box 1000
 Butner, North Carolina 27509
 919-575-4541
 Fax: 919-575-6341
Mid-Atlantic Region

Security Level: Low and Medium/Administrative/Male (adjacent Minimum/Male camp).
 Judicial District: Eastern District of North Carolina.
 Capacity, December 1993: 513.
 Adjacent Camp, 296.
 1993 Average Daily Population: FCI: 807, Camp: 261.
 Staff 390.

Location: Located near the Research Triangle area of Durham, Raleigh, and Chapel Hill. 5 miles off Interstate 85 on Old Highway 75. The area is served by the Raleigh-Durham Airport.

Accredited

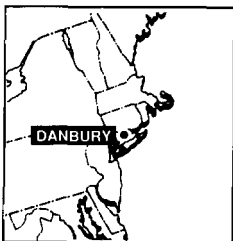


MCC CHICAGO
 71 West Van Buren
 Chicago, Illinois 60605
 312-322-0567
 Fax: 312-322-0565
North Central Region

Security Level: Administrative/Male/Female.
 Judicial District: Northern District of Illinois.
 Capacity, December 1993: 411.
 1993 Average Daily Population: 604.
 Staff: 241.

Location: Located near the U.S. District Court in downtown Chicago, at the intersection of Clark and Van Buren Streets. Chicago is served by Midway and O'Hare Airports (Midway is closest to MCC Chicago), Amtrak, and Greyhound.

Accredited



FCI DANBURY
 Route 37
 Danbury, Connecticut 06811-3099
 203-743-6471
 Fax: 203-746-0440
Northeast Region

Security Level: Low/Female (adjacent Minimum/Female camp).
 Judicial District: District of Connecticut.
 Capacity, December 1993: 520.
 Adjacent Camp, 96.
 1993 Average Daily Population: FCI: 615, Camp: 179.
 Staff: 300.

Location: In southwestern Connecticut, 70 miles from New York City. 3 miles north of Danbury on State Route 37. The area is served by Westchester County Airport (45 minutes away), New York City airports (90 minutes away), and Bonanza bus lines.

Accredited

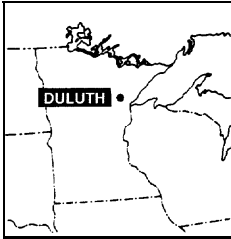


FCI DUBLIN
 8th Street — Camp Parks
 Dublin, California 94568
 510-833-7500
 Fax: 510-833-7599
Western Region

Security Level: Low/Female (adjacent Minimum/Male camp).
 Judicial District: Northern District of California.
 Capacity, December 1993: 634.
 Adjacent Camp, 225.
 1993 Average Daily Population: FCI: 1,006, Camp: 227.
 Staff: 290.

Location: 20 miles southeast of Oakland. Off Interstate 580 (Hopyard/Dougherty Road exit, proceed east to the Camp Parks Army Base). The area is served by San Francisco and Oakland airports.

Accredited



FCP DULUTH

P.O. Box 1400
Duluth, Minnesota 55814
218-722-8634
Fax: 218-722-8792

North Central Region

Security Level: Minimum/Male.
Judicial District: District of Minnesota.
Capacity December 1993: 693.
1993 Average Daily Population: 6 10.
Staff: 152.

Location: On the southwestern tip of Lake Superior, halfway between Minneapolis-St. Paul and the U.S.-Canadian border. 7 miles north of Duluth, off Highway 53 at Stebner Road. Duluth is served by Duluth International Airport and Greyhound.

Accredited



FCP EGLIN

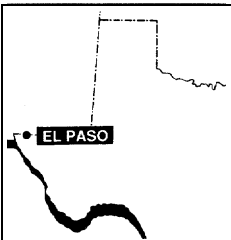
Eglin Air Force Base,
Florida 32542
904-882-8522
Fax: 904-729-8190

Southeast Region

Security Level: Minimum/Male.
Judicial District: Northern District of Florida.
Capacity, December 1993: 560.
1993 Average Daily Population: 901.
Staff: 144.

Location: In northwest Florida's panhandle, 45 miles east of Pensacola on Eglin Air Force Base. The area is served by Pensacola Airport and Greyhound, and Eglin AFB has an onsite airstrip.

Accredited



FCP EL PASO

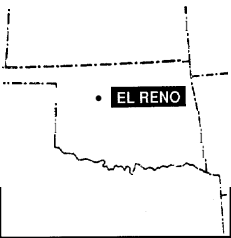
P.O. Box 16300
El Paso, Texas 79906-0300
915-566-1271
Fax: 915-540-6165

South Central Region

Security Level: Minimum/Male.
Judicial District: Western District of Texas.
Capacity, December 1993: 257.
1993 Average Daily Population: 470.
Staff: 103.

Location: The city of El Paso is located at the Texas border with Mexico and New Mexico, 30 miles east of Las Cruces, New Mexico, and 370 miles west of Midland, Texas. The facility is located on Fort Bliss, about 5 miles northeast of the Biggs Field entrance on Sgt. Simms road. El Paso is served by El Paso International Airport, Amtrak, and Greyhound.

Accredited



FCI EL RENO

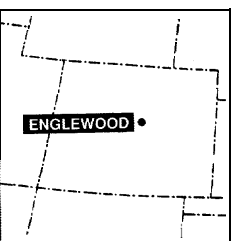
P.O. Box 1000
El Reno, Oklahoma
73036-1000
405-262-4875
Fax: 405-262-6266

South Central Region

Security Level: Medium/Male (adjacent Minimum/Male camp).
Judicial District: Western District of Oklahoma.
Capacity, December 1993: 931.
Adjacent Camp, 144.
1993 Average Daily Population: FCI: 1,717, Camp: 272.
Staff: 488.

Location: 30 miles west of Oklahoma City. Off Interstate 40 (Country Club Exit, 2 miles north to Sunset Drive, then west for 2 miles). The area is served by Will Rogers World Airport in Oklahoma City.

Accredited



FCP ENGLEWOOD

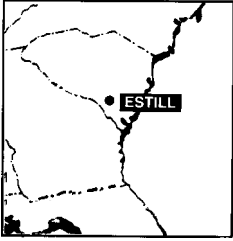
9595 West Quincy Avenue
Littleton, Colorado
80123
303-985-1566
Fax: 303-763-2553

North Central Region

Security Level: Medium/Male (adjacent Administrative/Male and Minimum/Male camp).
Judicial District: District of Colorado.
Capacity December 1993: 506.
Adjacent Camp, 74.
1993 Average Daily Population: FCI: 861, Camp: 122.
Staff: 329.

Location: 15 miles southwest of Denver. Off Interstate 285. The area is served by the Denver airport.

Accredited



FCI ESTILL

100 Prison Road
Estill, South Carolina
29918
803-625-4607
Fax: 803-625-3139

Mid-Atlantic Region

Security Level: Medium/Male (adjacent Minimum/Male camp).
Judicial District: District of South Carolina.
Capacity, December 1993: 858.
Adjacent Camp, 256.
1993 Average Daily Population:
FCI: 198*, Camp: 248.
Staff: 289.

Location: In Hampton County South Carolina, off State Road 531 about 3 miles south of the town of Estill. The area is served by the Savannah, Georgia, airport.



FCI FAIRTON

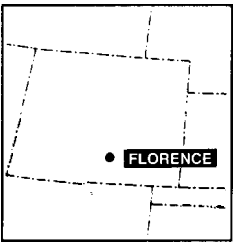
P.O. Box 280
Fairton, New Jersey
08320
609-453-1177
Fax: 609-453-4015

Northeast Region

Security Level: Medium/Male (adjacent Minimum/Male camp).
Judicial District: District of New Jersey.
Capacity, December 1993: 733.
Adjacent Camp, 49.
1993 Average Daily Population:
FCI: 1,080, Camp: 74.
Staff: 341.

Location: In south central New Jersey, 50 miles southeast of Philadelphia and 40 miles southwest of Atlantic City off Interstate 55. The area is served by Philadelphia International Airport, Atlantic City Airport, and Millville Municipal Airport.

Accredited



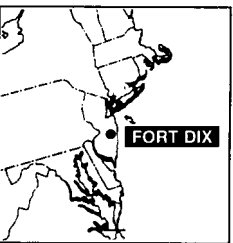
FCI FLORENCE

5880 State Highway 67
South
PO. Box 6500
Florence, Colorado 81226
719-784-9100
Fax: 719-784-9504

North Central Region

Security Level: Medium/Male (adjacent Minimum/Male camp).
Judicial District: District of Colorado.
Capacity, December 1993: 744.
Adjacent Camp, 5 12.
1993 Average Daily Population:
FCI: 931 Camp: 238.*
Staff: 370

Location: 45 miles south of Colorado Springs, Colorado, and 30 miles west of Pueblo, Colorado. Take State Highway 115 from Colorado Springs or U.S. Highway 50 from Pueblo to State Highway 115. Turn south at the intersection of State Highway 115 and State Highway 67 in Florence. Go about 2 miles south of Florence. The area is served by the Pueblo and Colorado Springs airports and by commercial buses.



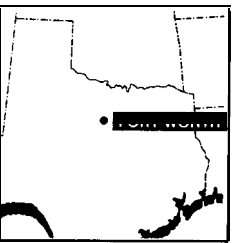
FCI FORT DIX

PO. Box 38
Fort Dix, New Jersey
08640
609-723-1100
Fax: 609-724-0779

Mid-Atlantic Region

Security Level: Low/Male
Judicial District: New Jersey
Capacity, December 1993: 1,872.
1993 Average Daily Population: 987.*
Staff 370.

Location: In Central New Jersey, approximately 45 minutes west of Philadelphia. OK Route 68, follow signs for Fort Dix/McGuire Air Force Base.



FCI FORT WORTH

3150 Horton Road
Fort Worth, Texas 76119-5996
817-535-2111
Fax: 817-531-2193

South Central Region

Security Level: Low/Male.
Judicial District: Northern District of Texas.
Capacity, December 1993: 1,056.
1993 Average Daily Population: 1,364.
Staff: 395.

Location: In north central Texas, southeast Fort Worth North of Interstate 20 and east of Interstate 35. Fort Worth is served by Dallas/Fort Worth International Airport, Amtrak, and Greyhound.

Accredited

* Population was less than capacity because the facility was in the process of being acti-



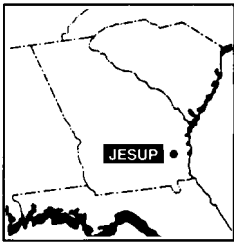
MDC GUAYNABO

PO. Box 2146
San Juan, Puerto Rico
00922
809-749-4480
Fax: 809-749-4363

Southeast Region

Security Level:
Administrative/Male/Female.
Judicial District: District of Puerto Rico.
Capacity, December 1993: 544.
1993 Average Daily Population: 440.
Staff: 268.

Location: 6 miles west of San Juan, Puerto Rico, off Highway 22 at the intersection of Roads 165 and 28. The area is served by San Juan International Airport.



FCI JESUP

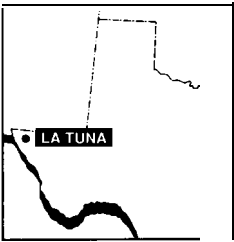
2600 Highway 301 South
Jesup, Georgia 31545
912-427-0870
Fax: 912-427-1125

Southeast Region

Security Level: Medium/Male (adjacent Minimum/Male camp).
Judicial District: Southern District of Georgia.
Capacity, December 1993: 744.
Adjacent Camp, 508.
1993 Average Daily Population: FCI: 1,203, Camp: 462.
Staff: 323.

Location: In southeast Georgia on Route 301, 65 miles southwest of Savannah, 40 miles northwest of Brunswick, and 105 miles northwest of Jacksonville, Florida. The area is served by Jacksonville and Savannah International Airports and by Brunswick Airport.

Accredited



FCI LA TUNA

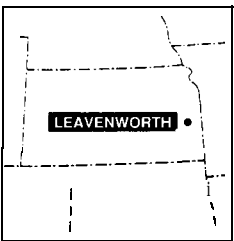
PO. Box 1000
Texas Highway 20
La Tuna, New Mexico,
Texas 88021
915-886-3422
Fax: 915-886-4977

South Central Region

Security Level: Low/Male (adjacent Minimum/Male camp).
Judicial District: Western District of Texas.
Capacity, December 1993: 528.
Adjacent Camp, 164.
1993 Average Daily Population: FCI: 995, Camp: 314.
Staff 315.

Location: On the Texas/New Mexico border adjacent to Mexico, 20 miles north of El Paso. Off Interstate 10 on State Highway 20. The area is served by El Paso International Airport.

Accredited



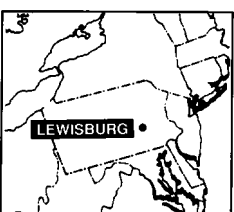
USP LEAVENWORTH

1300 Metropolitan
Leavenworth, Kansas
66048
913-682-8700
Fax: 913-682-3617

North Central Region

Security Level: High/Male (adjacent Minimum/Male camp).
Judicial District: District of Kansas.
Capacity, December 1993: 1,114.
Adjacent Camp, 324.
1993 Average Daily Population: FCI: 1,611, Camp: 371.
Staff: 543.

Location: 25 miles north of Kansas City. On Highway 73. The area is served by Kansas City International Airport (15 miles from the facility).



USP LEWISBURG

R. D. #5
Lewisburg, Pennsylvania
17837
717-523-1251
Fax: 717-524-5805

Northeast Region

Security Level: High/Male (adjacent Minimum/Male camp and Minimum/Male Intensive Confinement Center).
Judicial District: Middle District of Pennsylvania.
Capacity, December 1993: 902.
Adjacent Camp, 352. Intensive Confinement Center, 180.
1993 Average Daily Population: USP: 1,374, Camp: 213, ICC: 182.
Staff: 622.

Location: In rural central Pennsylvania outside the town of Lewisburg, 200 miles north of Washington, D.C., and 170 miles west of Philadelphia. 6 miles south of Interstate 80, 2 miles off U.S. Route 15. The area is served by Williamsport Airport.

Accredited



FMC LEXINGTON

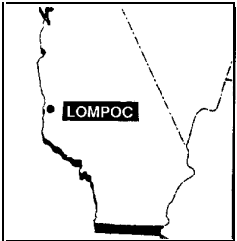
330 Leestown Road
Lexington, Kentucky
40511
606-255-6812
Fax: 606-231-6531

Mid-Atlantic Region

Security Level: Administrative/
Female.
Judicial District: Eastern District of
Kentucky.
Capacity, December 1993: 1,307.
1993 Average Daily Population: 1,916.
Staff: 510.

Location: 7 miles north of Lexington
on U.S. Highway 421. Lexington is
served by Blue Grass Field Airport and
Greyhound.

Accredited



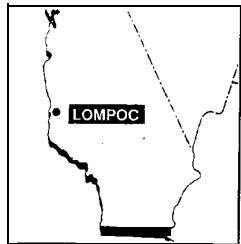
FCI LOMPOC

3600 Guard Road
Lompoc, California
93436
805-736-4154
Fax: 805-735-8084

Western Region

Security Level: Low/Male.
Judicial District: Central District of
California.
Capacity, December 1993: 472.
1993 Average Daily Population:
1,053.
Staff: 186.

Location: 175 miles northwest of Los
Angeles, adjacent to Vandenberg Air
Force Base. The area is served by Santa
Barbara Airport (60 miles south), Santa
Maria Airport (25 miles north), and
Greyhound.



USP LOMPOC

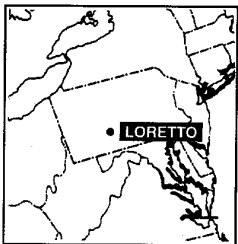
3901 Klein Boulevard
Lompoc, California
93436
805-735-2771
Fax: 805-737-0295

Western Region

Security Level: High/Male (adjacent
Minimum/Male camp).
Judicial District: Central District of
California.
Capacity, December 1993: 1,099.
Adjacent Camp, 206.
1993 Average Daily Population:
USP: 1,683, Camp: 292.
Staff: 519.

Location: See FCI Lompoc.

Accredited



FCI LORETTO

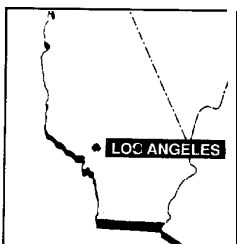
P.O. Box 1000
Loretto, Pennsylvania
15940
814-472-4140
Fax: 814-472-6046

Northeast Region

Security Level: Low/Male.
Judicial District: Western District of
Pennsylvania.
Capacity, December 1993: 477.
1993 Average Daily Population: 542.
Staff: 227.

Location: In southwest Pennsylvania
between Altoona and Johnstown,
90 miles east of Pittsburgh. Off
Route 22, midway between Inter-
state 80 and the Pennsylvania Turn-
pike via Route 220. The area is
served by Pittsburgh International
Airport, Amtrak, and Greyhound.
Altoona and Johnstown are served
by commuter airlines.

Accredited



MDC LOS ANGELES

535 N. Alameda Street
Los Angeles, California
90012
213-485-0439
Fax: 213-626-5801

Western Region

Security Level:
Administrative/Male/Female.
Judicial District: Central District of
California.
Capacity, December 1993: 728.
1993 Average Daily Population: 1,028.
Staff: 276.

Location: In downtown Los Angeles, off
the Hollywood Freeway (Highway 101)
on the corner of Alameda and Aliso
Streets. The area is served by Los
Angeles International Airport and
Amtrak.

Accredited



**FCI
MANCHESTER**

P.O. Box 3000
Manchester, Kentucky
40962
606-598-1900
Fax: 606-598-1413

Mid-Atlantic Region

Security Level: Medium/Male
(adjacent Minimum/Male camp).
Judicial District: Eastern District of
Kentucky.
Capacity, December 1993: 756.
Adjacent Camp, 512.
1993 Average Daily Population:
FCI: 946, Camp: 375.
Staff: 326.

Location: 75 miles south of
Lexington on Interstate 75 and 20 miles
east of London on the Daniel Boone
Parkway Go 3 miles north
on State Highway 421, then 1.4 miles
off 421 on Fox Hollow Road. The area
is served by the Lexington Bluegrass
Airport and the McGhee Tyson Airport
in Knoxville, Tennessee.



**FCI
MARIANNA**

3625 FCI Road
Marianna, Florida 32446
904-526-2313
Fax: 904-482-6837

Southeast Region

Security Level: Medium/Male;
High/Female (adjacent
Minimum/Female camp).
Judicial District: Northern District of
Florida.
Capacity, December 1993: 805.
Adjacent Camp, 296.
1993 Average Daily Population:
FCI: 1,275, Camp: 295.
Staff: 366.

Location: In the northern panhandle of
Florida, 65 miles west of Tallahassee
and 5 miles north of the town of
Marianna. Off Highway 167.
Marianna is served by Tallahassee
Municipal Airport and Greyhound.
Commercial airports also operate in
Dothan (35 miles northwest of the
facility), and in Panama City (54 miles
south).

Accredited



USP MARION

Rt. 5, P.O. Box 2000
Marion, Illinois 62959
618-964-1441
Fax: 618-964-1695

North Central Region

Security Level: High/Male
(adjacent Minimum/Male camp).
Judicial District: Southern District of
Illinois.
Capacity, December 1993: 440.
Adjacent Camp, 255.
1993 Average Daily Population:
USP: 353, Camp: 276.
Staff: 361.

Location: 300 miles from Chicago and
120 miles from St. Louis, 9 miles south
of the city of Marion. Off Interstate 57
via Highway 148 north, east on Little
Grassy Road. The area is served by the
Williamson County Airport.



FPC MAXWELL

Maxwell Air Force Base
Montgomery, Alabama
36112
205-834-3681
Fax: 205-269-1430

Southeast Region

Security Level: Minimum/Male.
Judicial District: Middle District of
Alabama.
Capacity, December 1993: 960.
1993 Average Daily Population: 864.
Staff: 127.

Location: On the bank of the Alabama
River, at Maxwell Air Force Base. Off
Interstates 65 and 85. Montgomery is
served by Dannelly Field.

Accredited



FCI MCKEAN

P.O. Box 5000
Bradford, Pennsylvania
16701
814-362-8900
Fax: 814-362-3287

Northeast Region

Security Level: Medium/Male (adja-
cent Minimum/Male camp).
Judicial District: Western District of
Pennsylvania.
Capacity, December 1993: 744.
Adjacent Camp, 296.
1993 Average Daily Population:
FCI: 1,116, Camp: 265.
Staff: 325.

Location: In a rural section of north-
west Pennsylvania on the edge of the
Allegheny National Forest between
Bradford and Kane, Pennsylvania,
90 miles south of Buffalo, New York.
Off Route 59, one-quarter mile east of
the intersection of State Route 59 and
US. Route 219, between Interstate 80
and New York State Hwy 17. The area
is served by the Buffalo International
Airport and Bradford Regional Airport.

Accredited



FCI MEMPHIS

1101 John A. Denie Road
Memphis, Tennessee
38134-7690
901-372-2269
Fax: 901-382-5110

South Central Region

Security Level: Medium/Male.
Judicial District: Western District of Tennessee.
Capacity, December 1993: 810.
1993 Average Daily Population: 1,304.
Staff: 305.

Location: In the northeast section of Memphis at the intersection of Interstates 40 and 240. Memphis is served by International Airport.

Accredited



MCC MIAMI

15801 S.W. 137th Avenue
Miami, Florida 33177
305-253-4400
Fax: 305-255-5581

Southeast Region

Security Level: Administrative/Male (adjacent satellite camp).
Judicial District: Southern District of Florida.
Capacity, December 1993: 496.
Adjacent Camp, 98.
1993 Average Daily Population: MCC: 729, Camp: 146.
Staff 342.

Location: In the southwest section of Dade County, 30 miles from downtown Miami. Off the Florida Turnpike (Homestead Extension, 152nd St. exit, 2.5 miles to 137th Street, going south). Miami is served by Miami International Airport.

Accredited



FCI MILAN

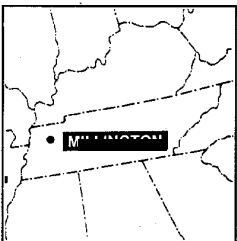
PO. Box 9999
Arkona Road
Milan, Michigan 48160
313-439-1511
Fax: 313-439-1944

Mid-Atlantic Region

Security Level: Low/Male.
Judicial District: Eastern District of Michigan.
Capacity, December 1993: 1,116.
1993 Average Daily Population: 1,474.
Staff: 418.

Location: 45 miles south of Detroit and 35 miles north of Toledo, near the town of Milan. Off U.S. 23 (exit 27). The area is served by Detroit Metro Airport.

Accredited



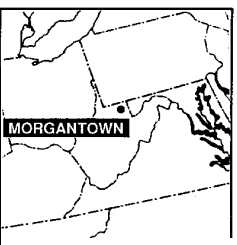
FCI MILLINGTON

6696 Navy Road
Millington, Tennessee
38053
901-872-2277
Fax: 901-873-8202

South Central Region

Security Level: Minimum/Male.
Judicial District: Western District of Tennessee.
Capacity, December 1993: 403.
1993 Average Daily Population: 420.
Staff: 83.

Location: On the U.S. Naval Air Station, Memphis, about 20 miles north of Memphis on Route 51. The area is served by Memphis International Airport (30 miles) and Greyhound.



FCI MORGANTOWN

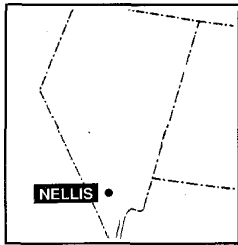
Greenbag Road
PO. Box 1000
Morgantown, West Virginia 26505
304-296-4416
Fax: 304-296-7549

Mid-Atlantic Region

Security Level: Minimum/Male.
Judicial District: Northern District of West Virginia.
Capacity, December 1993: 854.
1993 Average Daily Population: 781.
Staff: 210.

Location: In the mountainous region of north central West Virginia, on the southern edge of the city of Morgantown. Off State Highway 857 (Greenbag Road). The area is served by the Hart Field Municipal Airport and Greyhound.

Accredited



FPC NELLIS

Nellis Air Force Base,
Area II
Las Vegas, Nevada
89191-5000
702-644-5001
Fax: 702-644-7483

Western Region

Security Level: Minimum/Male.
Judicial District: District of Nevada.
Capacity, December 1993: 263.
1993 Average Daily Population: 476.
Staff: 67.

Location: 15 miles from downtown Las Vegas, on Nellis Air Force Base, Area II. Off Interstate 15. Las Vegas is served by McGarren International Airport.



MCC NEW YORK

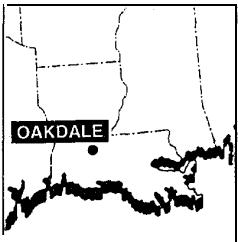
150 Park Row
New York, New York
10007
212-791-9130
Fax: 212-791-9073

Northeast Region

Security Level: Administrative/
Male/Female.
Judicial District: Southern District of
New York.
Capacity, December 1993: 523.
1993 Average Daily Population: 814.
Staff: 312.

Location: In downtown Manhattan adjacent to Foley Square (Federal court-
house), 2 blocks from the base of the
Brooklyn Bridge. New York City is
served by LaGuardia, Kennedy, and
Newark International Airports; Amtrak
(Pennsylvania Station 34th Street); and
Greyhound (42nd St. Port Authority bus
station).

Accredited



FCI OAKDALE

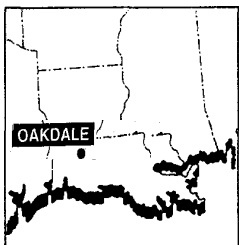
P.O. Box 5050
Oakdale, Louisiana
71463
318-335-4070
Fax: 318-335-3936

South Central Region

Security Level: Medium/Male.
Judicial District: Western District of
Louisiana.
Capacity, December 1993: 850.
1993 Average Daily Population:
1993: 1,362.
Staff: 299.

Location: In central Louisiana, 35 miles
south of Alexandria and 58 miles north
of Lake Charles. On State Highway
165, east of Route 165 on Whatley
Road. The area is served by Esler
Regional Airport (50 miles from the
facility), and Trailways (service to
Alexandria and Lake Charles).

Accredited



FDC OAKDALE

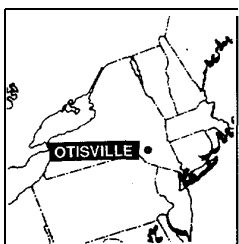
P.O. Box 5060
Oakdale, Louisiana
71463
318-335-4466
Fax: 318-335-4476

South Central Region

Security Level: Administrative/Male
(adjacent Minimum/Male camp).
Judicial District: Western District of
Louisiana.
Capacity, December 1993: 621.
Adjacent Camp, 94.
1993 Average Daily Population:
FDC: 657, Camp: 84.
Staff: 245.

See FCI Oakdale.

Accredited



FCI OTISDALE

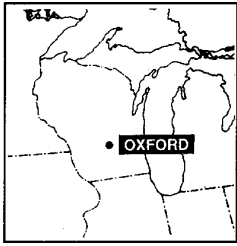
P.O. Box 600
Otisville, New York
10963
914-386-5855
Fax: 914-386-9455

Northeast Region

Security Level: Administrative/Male.
Judicial District: Southern District of
New York.
Capacity, December 1993: 631.
1993 Average Daily Population: 1,022.
Staff: 334.

Location: In the southeast part of
New York State, near the Pennsylvania
and New Jersey borders. The institu-
tion is 70 miles northwest of New
York City, near Middletown. On
Route 211. The area is served by
several airports, the closest being
Stewart International Airport at
Newburgh, New York (30 minutes
away). Bus and train service connect
Otisville to New York City.

Accredited



FCI OXFORD

Box 500
Oxford, Wisconsin
53952-0500
608-584-5511
Fax: 608-584-5315

North Central Region

Security Level: Medium/Male (adjacent Minimum/Male camp).
Judicial District: Western District of Wisconsin.
Capacity, December 1993: 586.
Adjacent Camp, 106.
1993 Average Daily Population: FCI: 997, Camp: 158.
Staff: 336.

Location: In rural central Wisconsin, 60 miles north of Madison. Off U.S. 51 (Westfield exit, proceed west on Country Trunk E to County Trunk G, south to the institution). The area is served by Dane County Regional Airport. Greyhound provides service to the nearby towns of Portage and Wisconsin Dells.

Accredited



FPC PENSACOLA

110 Raby Avenue
Pensacola, Florida
32509-5127
904-457-1911
Fax: 904-458-7295

Southeast Region

Security Level: Minimum/Male.
Judicial District: Northern District of Florida.
Capacity, December 1993: 312.
1993 Average Daily Population: 497.
Staff: 99.

Location: 175 miles west of Tallahassee and 50 miles east of Mobile, Alabama, on Saufley Field. Off Interstate 10. The area is served by Pensacola Municipal Airport and Greyhound.

Accredited



FCI PETERSBURG

P.O. Box 1000
Petersburg, Virginia
23804-1000
804-733-7881
Fax: 804-733-3728

Mid-Atlantic Region

Security Level: Medium/Male (adjacent Minimum/Male camp).
Judicial District: Eastern District of Virginia.
Capacity, December 1993: 734.
Adjacent Camp, 148.
1993 Average Daily Population: FCI: 1,059, Camp: 275.
Staff: 375.

Location: 25 miles southeast of Richmond. Off Interstate 95; take Exit 54 (Temple Avenue/Highway 144), proceed east approximately 3 miles, turn left on River Road (Highway 725). The area is served by Petersburg Municipal Airport and Richmond International Airport.

Accredited



FCI PHEONIX

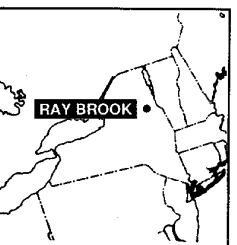
37900 N. 45th Avenue,
Dept. 1680
Phoenix, Arizona 85027
602-465-9757
Fax: 602-465-7051

Western Region

Security Level: Medium/Male (adjacent Minimum/Female camp).
Judicial District: District of Arizona.
Capacity, December 1993: 793.
Adjacent Camp, 272.
1993 Average Daily Population: FCI: 1,282, Camp: 287.
Staff: 349.

Location: 30 miles north of downtown Phoenix. Off Interstate 17 (Pioneer Road exit). The area is served by Phoenix Sky Harbor International Airport, seven regional airports, and commercial bus lines.

Accredited



FCI RAY BROOK

P.O. Box 300
Ray Brook, New York
12977
518-891-5400
Fax: 518-891-0011

Northeast Region

Security Level: Medium/Male.
Judicial District: Northern District of New York.
Capacity, December 1993: 780.
1993 Average Daily Population: 1,001.
Staff: 290.

Location: In the Adirondack Mountain region of upstate New York, midway between the villages of Lake Placid and Saranac Lake. Off Route 86. The area is served by the Adirondack Airport (Saranac Lake), Albany Airport (2-1/2 hours away), and the Burlington (Vermont) Airport (2 hours away).

Accredited



**FMC
ROCHESTER**

P.O. Box 4600
2110 East Center Street
Rochester, Minnesota
55903-4600
507-287-0674
Fax: 507-282-3741

North Central Region

Security Level:
Administrative/Male/Female.
Judicial District: District of
Minnesota.
Capacity, December 1993: 609.
1993 Average Daily Population: 827.
Staff: 469.

Location: In southeastern Minnesota, 2 miles east of downtown Rochester. Off State Highway 296 (Fourth Street). The area is served by Rochester Airport and Greyhound.



FCI SAFFORD

RR 2, Box 820
Safford, Arizona 85546-
9729
602-428-6600
Fax: 602-348-1331

Western Region

Security Level: Low/Male.
Judicial District: District of Arizona.
Capacity, December 1993: 431.
1993 Average Daily Population: 696.
Staff 183.

Location: In southeastern Arizona, 127 miles northeast of Tucson, 165 miles east of Phoenix. Off Highway 191. 7 miles south of the town of Safford. The area is served by Tucson Airport, Phoenix Airport, and Greyhound and Bridgewater Bus services to Tucson and Phoenix airports.

Accredited



**MCC SAN
DIEGO**

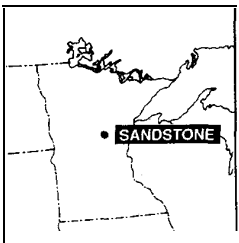
808 Union Street
San Diego, California
92101-6078
619-232-4311
Fax: 619-595-0390

Western Region

Security Level:
Administrative/Male/Female.
Judicial District: Southern District of
California.
Capacity, December 1993: 622.
1993 Average Daily Population: 1,149.
Staff: 266.

Location: In downtown San Diego, connected to the U.S. Courthouse via a secure tunnel. San Diego is served by Lindbergh Field, Amtrak, and Greyhound.

Accredited



**FCI
SANDSTONE**

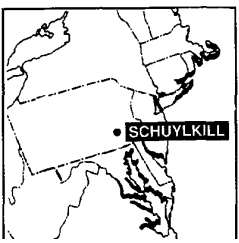
Kettle River Road
Sandstone, Minnesota
55072
612-245-2262
Fax: 612-245-0385

North Central Region

Security Level: Low/Male.
Judicial District: District of
Minnesota.
Capacity, December 1993: 452.
1993 Average Daily Population: 849.
Staff: 253.

Location: 100 miles northeast of Minneapolis/St. Paul and 70 miles southwest of Duluth. Off Interstate 35 (Sandstone exit, follow Highway 23 to Route 123 east). The area is served by Greyhound.

Accredited



**FCI
SCHUYLKILL**

P.O. Box 700
Minersville, Pennsylvania
17954
717-544-7100
Fax: 717-544-7225

Northeast Region

Security Level: Medium/Male (adja-
cent Minimum/Male camp).
Judicial District: Eastern District of
Pennsylvania.
Capacity, December 1993: 729.
Adjacent Camp, 296.
1993 Average Daily Population:
FCI: 1,079, Camp: 272.
Staff: 348.

Location: 175 miles north of Washington, D.C., and 46 miles north of Harrisburg, Pennsylvania. One-eighth mile west of Interstate 81, off State Highway 901. The area is served by Harrisburg International Airport.



FCI SEAGOVILLE

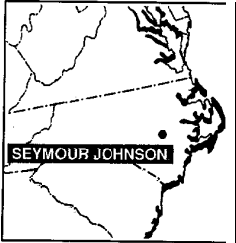
2113 North Highway 175
Seagoville, Texas 75159
214-287-2911
Fax: 214-287-4827

South Central Region

Security Level: Low/Male.
Judicial District: Northern District of Texas.
Capacity, December 1993: 805.
1993 Average Daily Population: 1,112.
Staff: 268.

Location: 11 miles southeast of Dallas, off Highway 175 (Hawn Freeway). The area is served by the Dallas-Fort Worth International Airport.

Accredited



FPC SEYMOUR JOHNSON

Caller Box 8004
Goldsboro, North Carolina 27533-8004
919-735-9711
Fax: 919-735-0169

Mid-Atlantic Region

Security Level: Minimum/Male.
Judicial District: Eastern District of North Carolina.
Capacity, December 1993: 576.
1993 Average Daily Population: 529.
Staff: 103.

Location: Near Goldsboro, North Carolina, on Seymour Johnson Air Force Base. Off Interstate highways 40 and 95 and U.S. 70. The area is served by the Raleigh/Durham International Airport (60 miles northeast of the facility), Kinston Airport (26 miles south), and Greyhound.

Accredited



FCI SHERIDAN

27072 Ballston Road
Sheridan, Oregon 97378-9601
503-843-4442
Fax: 503-843-3408

Western Region

Security Level: Medium/Male (adjacent Minimum/Male camp).
Judicial District: District of Oregon.
Capacity, December 1993: 749.
Adjacent Camp, 384.
1993 Average Daily Population: FCI: 1,257, Camp: 514.
Staff: 325.

Location: In northwestern Oregon in the heart of the South Yamhill River Valley, 90 minutes from Portland. Off Highway 18 on Ballston Road. The area is served by Portland International Airport.

Accredited



MCFP SPRINGFIELD

P.O. Box 4000
Springfield, Missouri 65808
417-862-7041
Fax: 417-837-1711

North Central Region

Security Level: Administrative/Male.
Judicial District: Western District of Missouri.
Capacity, December 1993: 1,014.
1993 Average Daily Population: 1,071
Staff: 681.

Location: In Springfield, at the corner of Sunshine Street and the Kansas Expressway. Off Interstate 44. Springfield is served by Springfield Municipal Airport, Greyhound, and Trailways.



FCI TALLADEGA

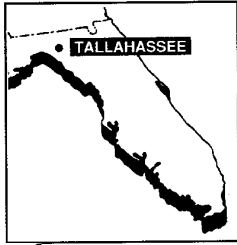
565 East Renfroe Road
Talladega, Alabama 35160
205-362-0410
Fax: 205-362-8331

Southeast Region

Security Level: Medium/Male (adjacent Minimum/Male camp).
Judicial District: Northern District of Alabama.
Capacity, December 1993: 699.
Adjacent Camp, 296.
1993 Average Daily Population: FCI: 1,028, Camp: 307.
Staff: 339.

Location: In the foothills of northern Alabama, 50 miles east of Birmingham and 100 miles west of Atlanta. Off Interstate 20 on Renfroe Road.

Accredited



✓ **Accredited**

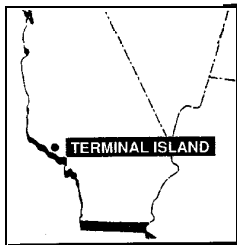
FCI TALLAHASSEE

501 Capital Circle, N.E.
Tallahassee, Florida
32301-3572
904-878-2173
Fax: 904-942-8374

Southeast Region

Security Level: Low/Administrative/
Male.
Judicial District: Northern District of
Florida.
Capacity, December 1993: 886.
1993 Average Daily Population: 1,477.
Staff: 346.

Location: Three miles east of
downtown Tallahassee. On
Highway 319 at the intersection
with Park Avenue. Tallahassee is
served by Tallahassee Regional
Airport.



✓ **Accredited**

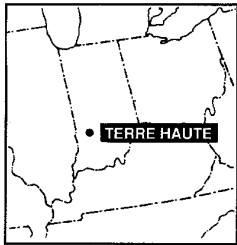
FCI TERMINAL ISLAND

1299 Seaside Avenue
Terminal Island,
California 90731
310-831-8961
Fax: 310-547-0070

Western Region

Security Level: Medium/Male.
Judicial District: Central District of
California.
Capacity, December 1993: 452.
1993 Average Daily Population: 1,235.
Staff 331.

Location: In Los Angeles Harbor
between San Pedro and Long Beach.
Off Harbor Freeway to San Pedro
(cross the Vincent Thomas Bridge and
take Seaside Avenue to the Main Gate).
The area is served by Los Angeles
International Airport and Long Beach
Airport.



✓ **Accredited**

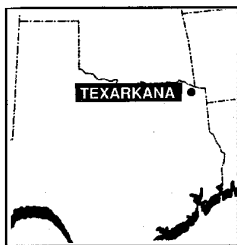
USP TERRE HAUTE

Highway 63 South
Terre Haute, Indiana
47808
812-238-1531
Fax: 812-238-9873

Mid-Atlantic Region

Security Level: High/Male
(adjacent Minimum/Male camp).
Judicial District: Southern District of
Indiana.
Capacity, December 1993: 766.
Adjacent Camp, 284.
1993 Average Daily Population:
USP: 1,395, Camp: 370.
Staff: 513.

Location: Two miles south of the city of
Terre Haute, which is 70 miles west of
Indianapolis on Interstate 70. On
Highway 63. Terre Haute is served by
Hulman Regional Airport and
Greyhound.



✓ **Accredited**

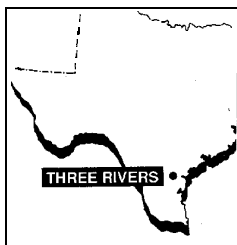
FCI TEXARKANA

Texarkana, Texas 75505
903-838-4587
Fax: 903-838-4071

South Central Region

Security Level: Low/Male (adjacent
Minimum/Male camp).
Judicial District: Eastern District of
Texas.
Capacity, December 1993: 749.
Adjacent Camp, 147.
1993 Average Daily Population:
FCI: 1,113, Camp: 292.
Staff 316.

Location: In northeast Texas near the
Arkansas border, 70 miles north of
Shreveport, Louisiana, and 175 miles
east of Dallas-Fort Worth. Off Route
59 South, on Leopard Drive.



✓ **Accredited**

FCI THREE RIVERS

P.O. Box 4000
Three Rivers, Texas
78071
512-786-3576
Fax: 512-786-4909

South Central Region

Security Level: Medium/Male (adja-
cent Minimum/Male camp).
Judicial District: Southern District of
Texas.
Capacity, December 1993: 784.
Adjacent Camp, 192.
1993 Average Daily Population:
FCI: 1,194, Camp: 354.
Staff: 299.

Location: The 302-acre site is located
about 80 miles south of San Antonio,
Texas, and 73 miles northwest of
Corpus Christi, Texas, on Interstate 37,
and 9 miles west of Three Rivers,
Texas, near the Choke Canyon
Reservoir.




FCI TUCSON

8901 South Wilmot Road
Tucson, Arizona 85706
602-574-7100
Fax: 602-670-5674

Western Region

Security Level: Medium/Male,
Administrative/Male/Female.
Judicial District: District of Arizona.
Capacity, December 1993: 389.
1993 Average Daily Population: 753.
Staff: 243.

Location: In southern Arizona, 10 miles southeast of the city of Tucson near Interstate 10 and Wilmot Road. Tucson is served by Tucson International Airport, Amtrak, and Greyhound.

 **Accredited**



FPC YANKTON

Box 680
Yankton, South Dakota
57078
605-665-3262
Fax: 605-665-4703

North Central Region

Security Level: Minimum/Male.
Judicial District: District of South Dakota.
Capacity, December 1993: 406.
1993 Average Daily Population: 509.
Staff: 126.

Location: In the southeastern corner of South Dakota, approximately 60 miles northwest of Sioux City, Iowa, and 85 miles southwest of Sioux Falls, South Dakota. Off U.S. 81 in the town of Yankton. The area is served by airports in Sioux City and Sioux Falls, as well as a municipal airport in Yankton.

IN THE WORKS

The Bureau of Prisons has undertaken new construction projects to accommodate the growing Federal inmate population and reduce the overcrowding in its current institutions. The following institutions are scheduled to come online through 1995. Please note that the estimated construction completion dates listed are projections, not fixed dates; also, once construction is completed at a new institution, that institution does not immediately begin accepting inmates, as there are necessary activation and preparatory procedures that must be enacted beforehand.

FCI BECKLEY

P.O. Box 1
Beaver, West Virginia 25813-1128
304-255-7731 Fax: 304-255-7737
Rated capacity: 1,536.
Estimated construction completion:
summer 1995.

MDC BROOKLYN (INTERIM)

100 29th Street
Brooklyn, New York 11232
718-832-4280 Fax: 718-832-4280
Rated capacity: 560.
Estimated construction completion:
spring 1994.

FCI (Low) BUTNER

Old N.C. Highway 75
Butner, North Carolina 27509
919-575-4999
Rated capacity: 992.
Estimated construction completion:
summer 1995.

FMC CARSWELL

J Street, Building 3000
Fort Worth, Texas 76127-7066
817-782-4000 Fax: 817-782-3030
Rated capacity: 450.
Estimated construction completion:
winter 1994.

FCI CUMBERLAND

14601 Burbridge Road, SE
Cumberland, Maryland 21502
301-722-1976 Fax: 301-722-0056
Rated capacity: 1,024.
Estimated construction completion:
winter 1994.

USP FLORENCE

P.O. Box 7500
5880 State Highway 67 South
Florence, Colorado 81226
719-784-9454 Fax: 719-784-5130
Rated capacity: 640.
Estimated construction completion:
spring 1994.

USP FLORENCE ADMIN. MAX.

5880 State Highway 67 South
Florence, Colorado 81226
719-784-9464 Fax: 719-784-5295
Rated capacity: 484.
Estimated construction completion:
summer 1994.

FCI GREENVILLE

P.O. Box 814
Edwardville, IL 62025
618-664-6200 Fax: 618-664-8998
Rated capacity: 1,024.
Estimated construction completion:
fall 1994.

FDC MIAMI

51 SW 1st Avenue Suite 1216
Miami, Florida 33130
305-597-4873 Fax: 305-597-4892
Rated capacity: 1,233.
Estimated construction completion:
winter 1994.


FTC OKLAHOMA CITY

4200 Highline Boulevard
Oklahoma City, Oklahoma 73108
405-231-4224 Fax: 405-231-4202
Rated capacity: 1,043.
Estimated construction completion:
winter 1994.

FCI PEKIN

P.O. Box 1199
Pekin, Illinois 61554
309-346-8588 Fax: 309-477-4685
Rated capacity: 1,024.
Estimated construction completion:
summer 1994.

COMMUNITY CORRECTIONS



The Bureau's Community Corrections and Detention Division is responsible for the development and implementation of policies and procedures related to the administration of approximately 600 community corrections and detention contract facilities nationwide. In addition to the community corrections and detention professionals located in the Bureau's Central Office in Washington, D.C., each of the Bureau's six Regional Offices has a community corrections regional administrator who oversees 13 management center administrators, as well as the activities of 33 Community Corrections Offices (CCO's) throughout the United States.

Each CCO has a community corrections manager, who is responsible for the development, administration, and routine oversight of residential and nonresidential services provided through contractual agreements. Programs and services are facilitated through contractual agreements with Federal, State, county, and city Government agencies and through contracts with private agencies. Services provided by these agencies include prerelease programs; short- and long-term detention; juvenile and adult boarding; and home confinement programs such as those using electronic monitoring.

The Bureau of Prisons is also actively involved in the expansion of new programs and facilities — including Intensive Confinement Centers (ICC's), urban work camps, transitional drug-abuse treatment pro-

grams, and comprehensive sanctions centers. As more than 27 percent of the Bureau's population consists of foreign nationals, the Detention Branch has been proactive in obtaining additional contract bedspace for this group.

ATLANTA CCM OFFICE

505 McDonough Blvd., SE
Atlanta, GA 30315
404-624-8141, Fax: 404-624-8145
Districts: Northern Florida,
Northern/Middle/Southern Georgia

BALTIMORE-MARO CCM OFFICE

11000 Junction Drive, Suite 101 -N
Annapolis Junction, MD 20701
301-317-3280, Fax: 301-317-3138
Districts: Maryland, Delaware, District of
Columbia

BOSTON CCM OFFICE

John W. McCormack Building
Rm. 1425
Boston, MA 02 109
617-223-9810, Fax: 617-223-9371
Districts: Massachusetts, Vermont,
Connecticut, Maine,
Rhode Island, New Hampshire

BROOKLYN CCM OFFICE

408 Jay Street
Brooklyn, NY 11201
718-488-6877
District: Eastern New York

CHICAGO CCM OFFICE

200 W. Adams
Suite 2915
Chicago, IL 60606
312-886-2114, Fax: 312-886-2118
Districts: Central/Northern Illinois

CINCINNATI CCM OFFICE

36 East 7th Street
Suite 2107-A
Cincinnati, OH 45202
513-684-2603, Fax: 513-684-2590
Districts: Ohio, Kentucky

DALLAS CCM OFFICE

207 South Houston Street
Room 144
Dallas, TX 75209
214-939-6566, Fax: 214-939-6572
Districts: Oklahoma, Northern Texas

DENVER CCM OFFICE

1961 Stout Street, Rm. 665
Denver, CO 80294
303-844-5176, Fax: 303-844-6189
District: Colorado

DETROIT CCM OFFICE

1850 Federal Bldg.
477 Michigan Avenue
Detroit, MI 48226
313-226-6186, Fax: 313-226-7327
Districts: Michigan, Indiana

EL PASO CCM OFFICE

208 Mesa One Building
4849 North Mesa Street
El Paso, TX 79912
915-534-6326, Fax: 915-534-6432
Districts: New Mexico, Western Texas
(Midland, Pecos, Del Rio, and El Paso
Division)

FT. LAUDERDALE CCM OFFICE

101 Northeast 3rd Avenue
Suite 501
Ft. Lauderdale, FL 33301
305-356-7047, Fax: 305-356-7951
Districts: Puerto Rico, Virgin Islands,
Southern Florida

HOUSTON CCM OFFICE

515 Rusk Street, Rm. 12016
Houston, TX 79912
713-229-2781, Fax: 713-229-2780
Districts: Southern/Eastern Texas

KANSAS CITY CCM OFFICE

U.S. Federal Courthouse
500 State Avenue, Rm. 237
Kansas City, KS 66101
913-551-5714, Fax: 913-551-5718
Districts: Northern/Southern Iowa,
Kansas, Nebraska, Western Missouri

LONG BEACH CCM OFFICE

501 West Ocean Boulevard
Suite 3260
Long Beach, CA 90802-4221
310-980-3536, Fax: 310-980-3543
District: Central California

MILWAUKEE CCM OFFICE

Reuss Federal Plaza
310 Wisconsin Avenue, Suite 1250
Milwaukee, WI 53202
414-297-1690, Fax: 414-297-1689
Districts: Eastern/Western Wisconsin

MINNEAPOLIS/St. PAUL CCM OFFICE

Federal Office Building
212 3rd Ave., S., Rm. 135
Minneapolis, MN 55401
612-334-4073, Fax: 612-334-4077
Districts: North Dakota, South Dakota,
Minnesota

MONTGOMERY CCM OFFICE

P.O. Box 171
15 Lee Street
U.S. Courthouse, Rm. B-18
Montgomery, AL 36101
205-223-7480, Fax: 205-223-7012
Districts: Southern/Middle/Northern
Alabama, Southern/Northern Mississippi

NASHVILLE CCM OFFICE

U.S. Courthouse, Rm. 599
Nashville, TN 37203
615-736-5148, Fax: 615-736-5147
Districts: Tennessee, Western Kentucky

NEW ORLEANS CCM OFFICE

701 Loyola Ave., Rm. T-3034
New Orleans, LA 70113
504-589-6646, Fax: 504-589-2378
Districts: Louisiana, Arkansas

NEW YORK CCM OFFICE

26 Federal Plaza
Rm. 3716
New York, NY 10278
212-264-9520
Districts: Southern New York, New Jersey

ORLANDO CCM OFFICE

135 W. Central Blvd., Suite 650
Orlando, FL 32801
407-648-6055, Fax: 407-648-6058
District: Middle Florida

PHILADELPHIA CCM OFFICE

1880 John F. Kennedy Boulevard
Suite 502
Philadelphia, PA 19103
215-656-6903, Fax: 215-656-6907
Districts: Eastern/Middle Pennsylvania

PHOENIX CCM OFFICE

U.S. Post Office and Federal Building,
Rm. 243
522 N. Central Ave.
Phoenix, AZ 85004-2168
602-379-4947, Fax: 602-379-4061
Districts: Southern California, Arizona

PITTSBURGH CCM OFFICE

411 7th Avenue, Room 1204
Pittsburgh, PA 15319
412-644-6560, Fax: 412-644-3408
Districts: Northern/Western New York,
Western Pennsylvania

RALEIGH CCM OFFICE

PO. Box 27743
310 New Bern Avenue, Rm. 303
Raleigh, NC 27611-7743
919-856-4548, Fax: 919-672-4777
Districts: South Carolina, North Carolina

RICHMOND CCM OFFICE

Shockoe Center
11 South 12th St., Suite 218
Richmond, VA 23219
804-771-2097, Fax: 804-925-2097
Districts: Virginia, West Virginia

SACRAMENTO CCM OFFICE

3522 Federal Building
650 Capitol Mall
Sacramento, CA 95814
916-551-2833, Fax: 916-551-1204
District: Eastern California

St. LOUIS CCM OFFICE

Old Post Office Bldg.
Rm. 2261228
815 Olive St.
St. Louis, MO 63101
314-539-2376, Fax: 314-539-2465
Districts: Southern Illinois, Eastern
Missouri

SALT LAKE CITY CCM OFFICE

U.S. Courthouse
350 S. Main Street, Rm. 503
Salt Lake City, UT 84101
801-524-4212, Fax: 801-524-3112
Districts: Utah, Wyoming, Nevada

SAN ANTONIO CCM OFFICE

615 East Houston
Room 325
San Antonio, TX 78205
210-229-6225, Fax: 210-229-6224
District: Western Texas

SAN FRANCISCO CCM OFFICE

450 Golden Gate Ave., Rm. 145458
PO. Box 36137
San Francisco, CA 94102
415-556-3794, Fax: 415-556-3239
Districts: Northern California, Guam,
Hawaii

SEATTLE CCM OFFICE

3160 Jackson Federal Bldg.
915 Second Ave.
Seattle, WA 98174
206-220-6593, Fax: 206-220-6591
Districts: Alaska, Oregon,
Western/Eastern Washington, Montana

STATISTICAL DATA: JANUARY 1, 1994

GENERAL DATA

INSTITUTION RATED CAPACITY

Total	59,848
Percent of capacity occupied	135%

INMATES UNDER BUREAU JURISDICTION

Total	89,586
In Bureau institutions	80,815
Other*.....	8,771
*Includes inmates in Community Corrections Centers, State boarders, juveniles, and other contract categories.	
Sentenced	88.8%
Unsentenced	11.2%

AVERAGE COST OF CONFINEMENT PER INMATE (FY 1993)

Daily	\$57.22
Annual	\$20,885

INMATE CHARACTERISTICS

GENDER

Male	92.3%
Female	7.7%

RACE

White	63.4%
Black	33.8%
Other	2.7%

ETHNICITY

Hispanic	27.2%
Non-Hispanic	72.8%

CITIZENSHIP

U.S.	72.2%
Mexico	8.9%
Colombia	4.3%
Cuba	3.2%
Dominican Republic	1.6%
Nigeria	1.0%
Others	7.8%

AGE

Younger than 26.....	13.9%
26-30	17.6%
31-35	19.2%
36-40	17.1%
41-45	13.1%
46-50	8.7%
51-55	5.1%
56-60	2.8%
61 or older	2.4%

TYPE OF COMMITMENTS

U.S. Code	96.3%
Probation Violation	1.2%
Parole Violation	1.5%
State Territorial	0.7%
Other	0.6%

MEDIAN MONTHS EXPECTED TO BE SERVED

All offenses	61
Drug offenses	66
Robbery	93
Property offenses	45
Extortion, fraud, and bribery	23
Violent offenses	143
Firearms, explosives, and arson	51
White-collar offenses	19
Immigration	18
Sex offenses	74
National security	54
Continuing criminal enterprise	140

SUBSTANCE ABUSE BEFORE COMMITMENT

	<i>Used in past</i>	<i>Reported problem</i>
Alcohol	64.0 %	12.8%
Cannabis	26.2 %	6.0%
Cocaine	24.2%	14.4%
Other narcotics	12.5%	6.2%
Tranquilizers	7.6%	1.7 %
Amphetamines	7.0%	2.9%
Heroin	6.8%	5.2%
Barbiturates	3.9%	1.1%
Other drugs	3.7%	1.2%
Hallucinogens	2.7%	0.3%
PCP	1.0%	0.2%
Inhalants	0.8%	0.3%

Substance abuse estimates are based on interviews of a sample of new commitments.

INMATE STATUS

DESIGNATED* PERSONS BY INSTITUTION SECURITY LEVEL

Minimum	22.6%
Low	13.3%
Medium	31.8%
High	10.6%

UNDESIGNATED PERSONS BY STATUS

Administrative	8.4%
Pretria.....	6.5%
Holddove.....	4.3%
INS.....	2.7%

*“Designated” means that an inmate has been assigned to a particular institution.

SRA* COMPARATIVE FIGURES

INMATE CHARACTERISTICS

	<i>ALL BOP</i>	<i>SRA</i>	<i>PRE-SRA</i>
Number of sentenced inmates	79,566	64,893	14,673
Average age	37	36	40
SENTENCE LENGTH			
Less than 1 year	4.9%	5.3%	3.3%
1-3 years	18.3%	21.3%	4.3%
3-5 years	14.7%	16.2%	7.8%
5-10 years	23.4%	25.7%	13.0%
10-15 years	18.0%	17.4%	20.9%
15-20 years	8.5%	6.8%	16.6%
More than 20 years.....	10.0%	6.2%	27.9%
Life	2.0%	1.2%	6.2%
	<i>ALL BOP</i>	<i>SRA</i>	<i>PRE-SRA</i>
TYPE OF OFFENSE			
Drug offenses	59.6%	64.5%	35.6%
Robbery.....	10.0%	7.5%	22.8%
Property offenses	5.7%	4.9%	9.4%
Extortion, fraud, and bribery	7.3%	6.6%	10.2%
Violent offenses	2.8%	1.3%	10.1%
Firearms, explosives, and arson	7.9%	8.6%	4.3%
White-collar offenses.....	1.2%	1.1%	1.5%
Immigration	2.6%	3.0%	0.6%
Courts or corrections	0.7%	0.7%	0.8%
National security	0.1%	0.1%	0.2%
Continuing criminal enterprise.....	0.8%	0.4%	2.7%
Miscellaneous	1.4%	1.3%	1.7%

*The Sentencing Reform Act of 1984 (SRA) provided for the development of sentencing guidelines. The guidelines took effect November 7, 1987, and apply to all offenses committed on or after that date.

STATISTICS BY INSTITUTIONAL SECURITYLEVEL

	<i>ADM.*</i>	<i>MIN.</i>	<i>LOW</i>	<i>MED.</i>	<i>HIGH</i>
SENTENCE LENGTH (MONTHS)					
Average Sentence Length	120.1	61.5	86.9	137.8	227.3
EXPECTED LENGTH OF INCARCERATION (AS % OF POPULATION)					
0-12 months	23.0%	20.9%	19.3%	15.6%	6.9%
13-59 months	34.3%	64.8%	53.0%	33.1%	20.4%
60-83 months	9.7%	9.5%	11.8%	12.8%	10.4%
84+ months	33.0%	4.7%	15.9%	38.5%	62.4%
STAFF TO INMATE RATIO					
Staff to Inmate Ratio	1 to 2.57	1 to 9.56	1 to 3.74	1 to 3.21	1 to 2.09
OFFENSE (AS % OF POPULATION)					
Drug/Liquor	56.6%	70.9%	68.1%	57.6%	28.9%
Robbery	13.3%	1.7%	4.6%	14.8%	38.8%
Property	6.4%	6.8%	5.9%	5.1%	5.2%
Extortion, Bribery, and Fraud	6.5%	13.9%	4.6%	2.5%	1.2%
Arms, Explosives, Arson	7.2%	2.5%	10.4%	11.3%	10.4%
All Other	10.0%	4.2%	6.4%	8.7%	15.5%

* Administrative facilities are institutions with special missions, such as the detention of noncitizen or pretrial offenders, the treatment of inmates with serious or chronic medical problems, or the containment of extremely dangerous, violent, or escape prone inmates. Administrative facilities are capable of holding inmates of all security categories.

FEDERAL BUREAU OF PRISONS EMPLOYEES

PERSONNEL

Personnel, Dec. 31, 1993	24,958
--------------------------------	--------

GENDER

Male	73.7%
Female	26.3%

RACE/ETHNICITY

White	70.1%
Black	18.2%
Hispanic.	9.2 %
Other.....	2.5%

EDUCATION

High School	32.7%
Technical School	5.3%
Some College.....	30.9%
College Degree.....	19.4%
Some Graduate School	3.1%
Professional Degree.....	1.8%
Master's Degree	5.3%
Ph.D.....	1.5%

AGE

18-24	2.9%
25-29	18.5%
30-34	27.3%
35-39	24.8%
40-44	13.6%
45-49	8.5%
50-55	2.9%
Older than 55	1.4%

Published annually by:
Federal Bureau of Prisons,
U.S. Department of Justice

Janet Reno, Attorney General

Kathleen M. Hawk, Director
Thomas R. Kane, Assistant Director,
Information, Policy, and Public Affairs Division

Edited by: Andrew Stephens
Feature article by: Richard Phillips

Printed by: Federal Prison Industries, Inc.
Federal Correctional Institution, Sandstone, Minnesota

U.S. Department of Justice
Federal Bureau of Prisons

Official Business
Penalty for Private Use \$300

**BULK RATE
POSTAGE & FEES PAID**

U.S. Department of Justice
Permit No. G-231

Washington, D.C. 20534

Address Correction Requested