









Animal Welfare Enforcement

Fiscal Year 1990

Report of the
Secretary of
Agriculture to
the President
of the Senate
and the Speaker
of the House of
Representatives



United States
Department of
Agriculture

Animal and
Plant Health
Inspection
Service

APHIS 41-35-006

Contents

| | |
|--------------------------------------------|-----------|
| Report of 1990 Activities | 2 |
| Introduction | 2 |
| Animal Welfare Accomplishments for FY 1990 | 2 |
| Summary | 2 |
| Inspections | 2 |
| Violations | 2 |
| Legislation | 3 |
| Regulations | 3 |
| Appropriation for FY 1990 | 3 |
| Organization and Administration of the Act | 4 |
| REAC Field Activities | 4 |
| REAC Headquarters Activities | 4 |
| Training | 4 |
| Licensing and Registration | 5 |
| Research Facilities | 5 |
| Reports From Research Facilities | 6 |
| Animal Exhibitors | 6 |
| Carriers and Intermediate Handlers | 7 |
| Licensed Dealers | 7 |
| Inspections | 8 |
| Prelicensing Inspections | 8 |
| Compliance Inspections | 8 |
| Inspections of Animals in Transit | 9 |
| Complaints | 10 |
| Investigations | 10 |
| Liaison With Other Federal Agencies | 11 |
| Other Activities | 11 |
| Public Information | 12 |
| Public Correspondence | 12 |
| Freedom of Information Act Requests | 12 |
| Legislative Recommendations | 12 |
| Glossary of Terms | 13 |

Appendix

| | |
|--------------------------------------------------------------------|-----------|
| Table 1. Number of Licensees and Registrants | 14 |
| Table 2. Animals Used in Experimentation | 15 |
| Table 3. Animals Used in Experimentation With Pain - With Drugs | 16 |
| Table 4. Animals Used in Experimentation With Pain - No Drugs | 17 |
| Table 5. Animals Used in Experimentation No pain - No drugs | 18 |

Attachments

| |
|--------------------------------------------------------------------------------------|
| <i>Animal Welfare: List of Licensed Dealers</i> |
| <i>Animal Welfare: List of Registered Research Facilities</i> |
| <i>Animal Welfare: List of Licensed Exhibitors</i> |
| <i>Animal Welfare: List of Registered Exhibitors</i> |
| <i>Animal Welfare: List of Registered Carriers and Intermediate Handlers</i> |

Report of 1990 Activities

Each year, the Secretary of Agriculture reports on administration and enforcement activities of the Animal Welfare Act (AWA) (7 U.S.C. 2131 et seq.) as required by Section 25 of the AWA. Section 25 also states that: "This report as well as any supporting documents, data, or findings shall not be released to any other persons, non-Federal agencies, or organizations unless and until it has been made public by an appropriate committee of the Senate or the House of Representatives."

The present report covers Fiscal Year (FY) 1990, which began October 1, 1989, and ended September 30, 1990.

Introduction

The 1990 Animal Welfare Program received a 20-percent increase in its appropriation over that of FY 1989. With this additional funding, the Animal and Plant Health Inspection Service (APHIS) increased animal welfare compliance inspections by 18.0 percent, increased preclicensing inspection by 9.4 percent, and increased in-transit inspections by 9.6 percent. In addition to analyzing 12,000 comments on proposed regulations, APHIS continued its efforts to increase the quality of work by presenting 7 training courses and adding 12 additional inspectors to its field force. The following tabulation summarizes the increase in animal welfare accomplishments for FY 1990:

Animal Welfare Accomplishments for FY 1990

| Activity | Accomplishments | Inspection rate per site | Increase from FY 1989 |
|-------------------------------------|-----------------|--------------------------|-----------------------|
| Total Compliance Inspections Dealer | 13,050 | 1.40 | 18.0% |
| Inspections Research Exhibitor | 5,956 | 1.39 | 17.9% |
| Inspections In-transit | 3,589 | 1.12 | 1.3% |
| Pre-license Inspections | 2,431 | 1.71 | 7.9% |
| Inspections | 1,074 | | 9.6% |
| Inspections | 2,029 | | 9.4% |

Summary

Inspections

APHIS officials conducted 13,050 inspections at 7,555 facilities (9,319 sites) licensed or registered under the AWA. These figures do not include preclicensing inspections or inspections of carriers. The average rate of inspections per site during FY 1990 was 1.40 (Table 1). This is an 18 percent increase from FY 1989. During FY 1991, we will increase both the frequency and, more importantly, the quality of inspections.

Table 1

Number of inspections made during FY 1989-90

| FY | Total facilities (Sites)* | inspections | Average inspection rate (per site) |
|------|---------------------------|-------------|------------------------------------|
| 1990 | 7,555 (9,319) | 13,050 | 1.40 |
| 1989 | 7,497 (9,052) | 11,056 | 1.22 |
| 1988 | 7,434 (8,861) | 15,296 | 1.73 |

*Research facilities have an average of 2.2 animal sites per facility.

Violations

When APHIS inspectors discover that a facility is not in compliance during an inspection, the necessary corrective measures are discussed with the owner/manager or official of the facility.

If violations are flagrant or recurrent, APHIS takes appropriate enforcement action. Table 2 shows the resolution of these enforcement actions for FY 1988 through FY 1990.

Table 2

Resolution of animal welfare cases.

| FY | Cases submitted | Suspensions, revocations, cease and desist orders | Letters of warning, warning notices |
|------|-----------------|---------------------------------------------------|-------------------------------------|
| 1990 | 63 | 51 | 252 |
| 1989 | 79 | 55 | 298 |
| 1988 | 184 | 179 | 314 |

Legislation

In 1966, Congress enacted Public Law 89-544, known as the Laboratory Animal Welfare Act. This law regulated dealers who handle dogs and cats, as well as laboratories that use dogs, cats, hamsters, guinea pigs, rabbits, and nonhuman primates in research.

The first amendment to the AWA was passed in 1970 (P.L. 91-579). This amendment authorized the Secretary to regulate other warmblooded animals when used in research, exhibition, or the wholesale pet trade.

An amendment in 1976 (P.L. 94-279) prohibited animal fighting ventures and regulated the commercial transportation of animals. In 1985, the Improved Standards for Laboratory Animals Act was enacted as part of the Food Security Act and further amended the AWA. Included in these amendments was a direction to the Secretary to issue additional standards for the use of animals in research.

Regulations

The Improved Standards for Laboratory Animals Act was passed in December 1985 as part of the Food Security Act of 1985 (Public Law 99-198). That law amended the AWA and required the Secretary of Agriculture to promulgate standards for the exercise of dogs and for a physical environment adequate to promote the psychological well-being of nonhuman primates. Additional requirements of the 1985 amendments included the establishment of Institutional Animal Care and Use Committees at research facilities; standards to ensure that pain and distress are minimized and that anesthetics, analgesics, and tranquilizers are used appropriately; and standards that require a researcher to consider alternatives to painful procedures.

On August 31, 1989, final regulations for Parts 1 and 2 (9 CFR) were published in the Federal Register to implement the 1985 amendments to the AWA. Regulations for the exercise of dogs and the psychological well-being of nonhuman primates were not included at that time. The first proposed standards in Part 3 for the exercise of dogs and the psychological well-being of nonhuman primates were published in the Federal Register on March 15, 1989. A total of 10,686 comments were received on these proposed standards. Because of the exceptionally large number of comments received, a great deal of time was required to catalog, read, and analyze them. Subsection A, dealing with the exercise of dogs, and subsection D, dealing with the provision of an environment adequate to promote the psychological well-being of nonhuman primates, were repropoed on August 15, 1990. More than 11,000 comments were received on this reproposal.¹

¹ Final Rules for Part 3, Subsections A and D were published in final form on February 15, 1991.

Revised standards for guinea pigs, hamsters, and rabbits were published in the Federal Register on July 15, 1990, and became effective on August 15, 1990. These standards increased the minimum space requirement and provided additional requirements for the transportation of these animals. A phase-in period will be allowed for facilities that are required to purchase new cages in order to comply with these changes.

USDA published notice in the April 5, 1990, Federal Register of its intent to regulate horses used for biomedical or other nonagricultural research, and other farm animals used for biomedical or other nonagricultural research, or for nonagricultural exhibition, effective June 4, 1990. Until specific regulations can be promulgated, the standards in 9 CFR, Subpart F for "other warm-blooded animals" will be applied. Specific regulations for farm animals will be proposed some time in 1991.

Appropriation for FY 1990

The FY 1990 Animal Welfare Program was appropriated \$7.46 million. Table 3 indicates the AWA appropriations for FY 1990 and the preceding 2 fiscal years, plus the adjusted appropriation.

Table 3
Appropriation for Animal Welfare in FY 1988-90

| FY | Appropriation | Appropriation available to APHIS |
|------|---------------|----------------------------------|
| 1990 | \$7.46 M | \$7.46 M |
| 1989 | \$6.19 M | \$6.19 M |
| 1988 | \$6.19 M | \$5.44 M |

Organization and Administration of the Act

USDA is charged with developing and implementing regulations to support the AWA. These regulations, which appear in Title 9, Code of Federal Regulations, Parts 1, 2, and 3, provide minimum standards for care and handling of animals. Included are requirements for handling, housing, feeding, sanitation, ventilation, shelter from extreme weather, veterinary care, and separation of species if necessary. Birds, rats, and mice are currently excluded from these regulations.

Within USDA, APHIS is responsible for administering the AWA. The Regulatory Enforcement and Animal Care (REAC) unit of APHIS has direct responsibility for administration of this program. REAC was established within APHIS in 1988 to administer and enforce the AWA and the Horse Protection Act.

The Animal Care component of REAC, a subunit whose mission is solely animal care, allows APHIS to give animal care better attention and visibility. The people who work in Animal Care have chosen to devote 100 percent of their work time to this important function. These employees are highly qualified and have an excellent professional support system and communication network. All of these individuals are highly trained, with some having specialized interest and expertise in such areas as the care of laboratory animals, zoo animals, and marine mammals.

The Regulatory Enforcement component of REAC brings together the professional investigators of the agency into a single unit. Regulatory Enforcement is an integral part of an overall approach to achieving compliance with APHIS regulations through sound enforcement and strong educational efforts.

REAC Field Activities

The Animal Care program is locally administered through sector offices in Annapolis, Maryland; Minneapolis, Minnesota; Sacramento, California; Fort Worth, Texas; and Tampa, Florida. Each sector office is staffed by a supervisory veterinary medical officer heading the Animal Care unit and a sector supervisor heading the Regulatory Enforcement unit. Licensing, registration, inspections, and investigation of complaints and alleged violations are accomplished by REAC administrative, technical, and clerical employees who are directed by the sector supervisors and based in the sector offices. The field force consists of animal care specialists, veterinary medical officers, animal care inspectors, and investigators who perform the compliance inspections and investigations.

REAC Headquarters Activities

The assistant deputy administrator for Animal Care supervises the inspection field force and the director of the Animal Care staff. The Animal Care staff provides technical support and assists in developing and providing program direction, goals, priorities, policies, procedures, and regulations in order to carry out the program in an effective and efficient manner. The staff serves as the source of the agency's expertise in the areas of laboratory animals and research facilities, horse protection, exotic and exhibit animals, and animal dealers.

The Animal Care staff, in cooperation with APHIS' Recruitment and Development group, provides program training for Animal Care personnel. This staff is also responsible for cooperating with other Federal agencies in enforcing the AWA and for maintaining liaison and working relations with regulated professional groups, industry organizations, humane groups, and other concerned groups and individuals.

The Regulatory Enforcement staff has the enforcement function for all APHIS programs. This includes but is not limited to investigation of violations of the AWA regulations and standards, the documentation of evidence, and the development of alleged violation cases for prosecution. Regulatory Enforcement personnel work closely with USDA's Office of the General Counsel in the prosecution of violators.

Training

During FY 1990, the Recruitment and Development staff, along with REAC's Animal Care staff, developed and presented 7 formal training courses for about 75 field personnel. These courses were held at various locations across the country.

All inspectors completed training courses on animal transportation and zoo animal husbandry in FY 1990. Because of the need for qualified individuals to conduct inspections of marine mammal facilities, a select group of Animal Care veterinarians received in-depth training in marine mammal husbandry, biology, and medicine. The instructors included experts from various Federal and State agencies, as well as from the private sector.

An additional orientation training course in animal welfare was given to a class of 30 veterinarians participating in the 1990 Public Veterinary Practice Career (PVPC) program. Many of these trainees have expressed an interest in joining REAC.

Courses were given on the following subjects during FY 1990: animal transportation (3), zoo animals (3), animal care to PVPC program participants, and marine mammals.

In addition to formal courses, numerous work sessions were held at the sector level to refine inspection procedures and clarify regulations. Many Animal Care personnel also attended and participated in local, regional, and national meetings addressing issues of animal care.

Steps were taken during FY 1990 toward developing advanced, indepth training in specialized fields of study. APHIS proposes to implement externship training programs in laboratory animal medicine and zoo animal medicine in the future.

Licensing and Registration

The AWA regulations require the licensing of animal dealers, exhibitors, and the operators of animal auction sales where animals regulated under the AWA are sold. Licenses are valid unless the licensee terminates the license voluntarily, fails to renew the license, or the license is suspended or revoked by an Administrative Law Judge in an enforcement proceeding. The Department terminates licenses that are not renewed within the time requirements set forth in the regulations. Following the investigation of an alleged violation, a license may be revoked or suspended by an Administrative Law Judge after a notice and opportunity for a hearing. The fees for dealers and exhibitors are determined by a graduated schedule listed in the regulations (9 CFR). Due to a change in the regulations, there was a fee increase in FY 1990. Dealers pay between \$30 and \$750, and exhibitors pay \$30 to \$300. These fees are deposited as "miscellaneous receipts" with the U.S. Treasury and do not directly support the APHIS budget.

Research Facilities

Research facilities include hospitals, colleges and universities, diagnostic laboratories, and many private firms in the pharmaceutical and biotechnology industry. The list includes both Federal and non-Federal research facilities.

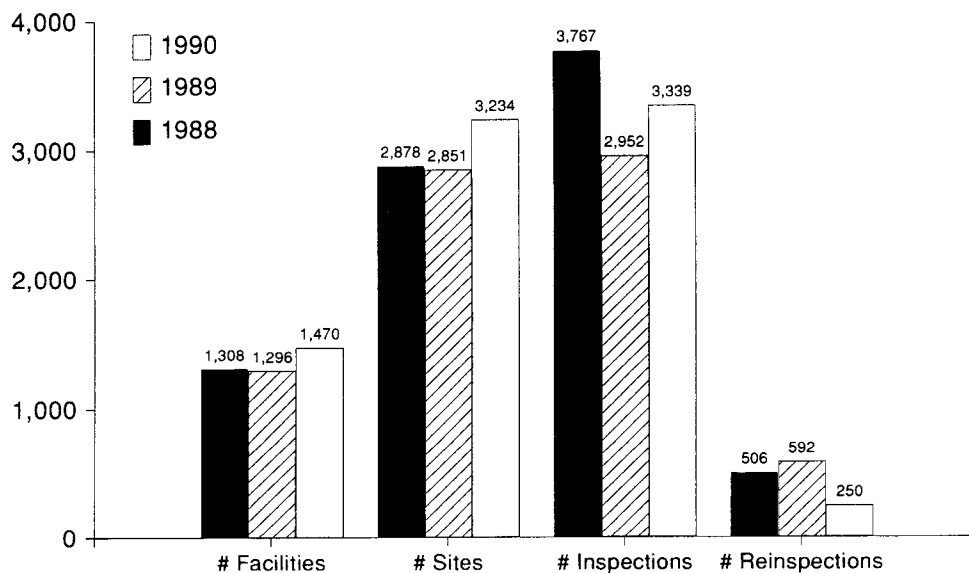
All research facilities are required to comply with the AWA regulations. Federal facilities are not registered or inspected under the AWA; however, the heads of Federal agencies are responsible for maintaining compliance with the AWA regulations and standards. Non-Federal research facilities receive unannounced inspections on a regular basis to determine compliance with regulations and standards. Listed below are the number of registered research facilities for FY 1988-90. Chart 1 shows the number of inspections of these facilities for FY 1988-90.

Registered Research Facilities, FY 1988-90

| FY | Facilities | Sites |
|------|------------|-------|
| 1990 | 1,470 | 3,234 |
| 1989 | 1,296 | 2,851 |
| 1988 | 1,308 | 2,878 |

Chart 1

Registered Research Facilities



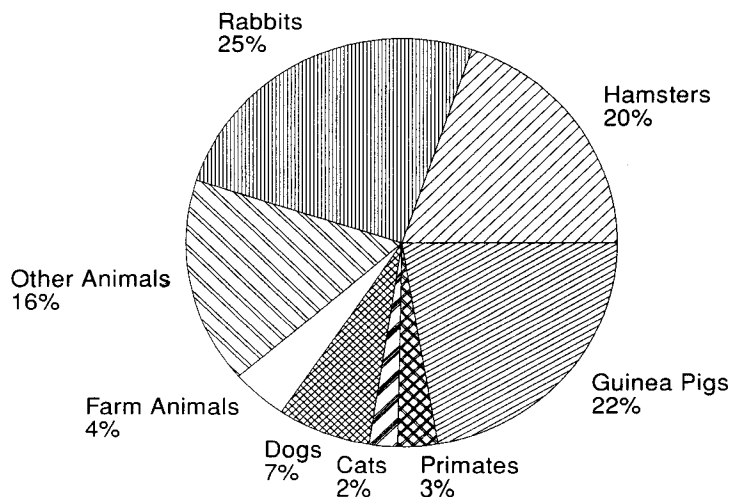
Reports From Research Facilities

Each research facility registered under the AWA and each Federal research facility is required to submit an annual report, signed and certified by the Institutional Official, covering the previous fiscal year. The report lists the numbers and species of animals used in research, testing, and experimentation and indicates whether pain-relieving drugs were administered. If pain relief was not administered, the report must explain why the use of pain-relieving drugs would have interfered with the research or experiment. The report must also assure that professionally acceptable standards, including the appropriate use of pain relieving drugs, were followed; that each principal investigator considered alternatives to painful procedures; and that the facility is adhering to the standards and regulations under the Act and that any exception to such adherence was justified by the principal investigator and approved by the Institutional Animal Care and Use Committee.

In FY 1990, 1,578,099 warmblooded animals were used in research, testing, or experimentation. This number excludes birds, rats and mice, and farm animals used in agricultural research. Chart 2 shows the number and species of animals used in research for FY 1990. Chart 3 shows the number and percentage of research animals that did not experience pain or distress, those that received drugs for the relief of pain, and those that did not receive drugs for pain relief because of interference with research or test results.

Chart 2

Animal Used in Research, Experiments, Testing, and Teaching in 1990



Results from Form 18-23

Animal Exhibitors

Licensed exhibitors operate animal acts, carnivals, circuses, public zoos, roadside zoos, and marine mammal exhibits. Most of the animals exhibited are wild or exotic species such as lions and other large cats, hoof stock, and bears. During FY 1990, 1,370 exhibitors held USDA licenses, and 45 held registrations. Licensed exhibitors are those who either obtain or dispose of their animals in commerce or exhibit them for compensation. Registered exhibitors do not buy, sell, or transport animals, and do not accept compensation. Listed below are the number of exhibitors regulated during FY 1988-90. Chart 4 shows the number of inspections for that same period.

Regulated Exhibitors FY 1988-90

| FY | Registered and licensed exhibitors |
|------|------------------------------------|
| 1990 | 1,415 |
| 1989 | 1,504 |
| 1988 | 1,475 |

Carriers and Intermediate Handlers

Carriers registered with the USDA include airlines, motor freight lines, railroads, and other shipping lines. Registered intermediate handlers include ground freight handlers.

Intermediate handlers usually provide services for animals between consignor and carrier and from carrier to consignee. They also care for animals delayed in transit.

The number of registered carriers and intermediate handlers for the past 3 years is listed below. The number of carrier and intermediate handler inspections is shown on chart 5.

Registered Carriers and Intermediate Handlers, FY 1988-90

| FY | Registered carriers | Intermediate handlers |
|------|---------------------|-----------------------|
| 1990 | 136 | 266 |
| 1989 | 145 | 282 |
| 1988 | 143 | 275 |

Licensed Dealers

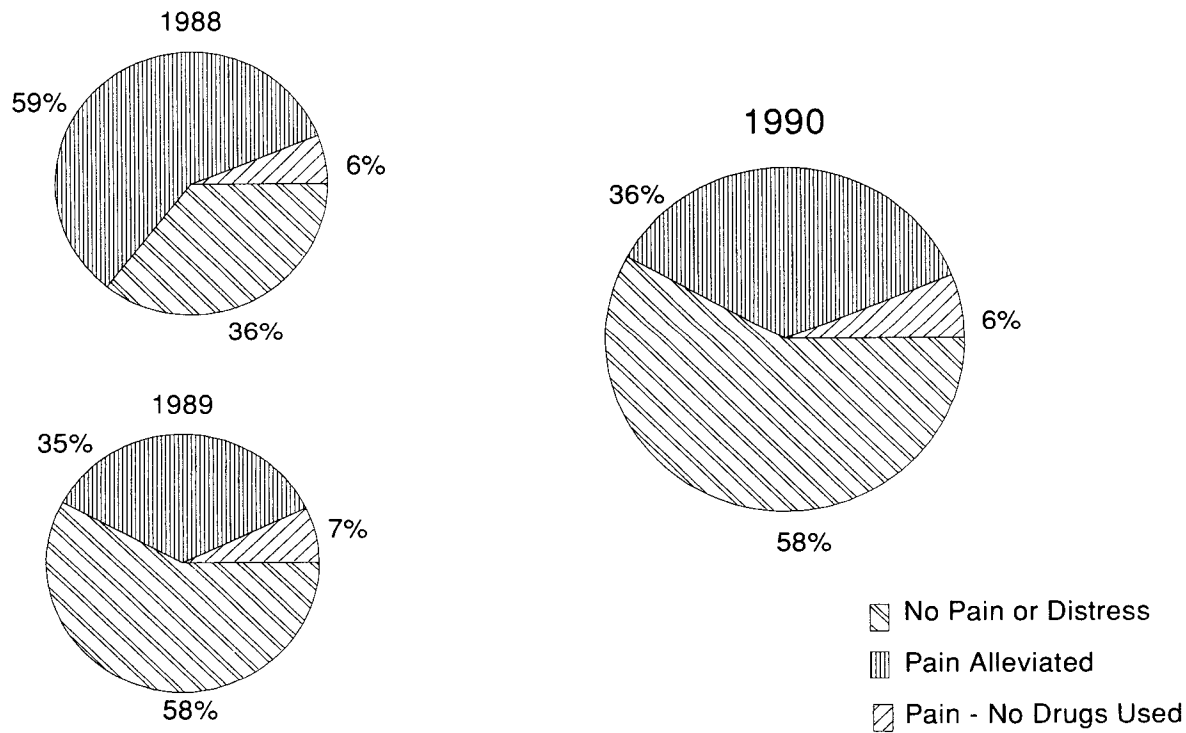
Persons selling animals for research or teaching, wild animals for exhibition, or pet animals at the wholesale level must be licensed by USDA. There are two classes of licensees. The A class licensees are breeders and deal only in animals which they breed and raise. The B class licensees include brokers, bunchers, and operators of auction sales. The number of licensed dealers for FY 1988 through FY 1990 are listed below. The number of dealer inspections for the same period is shown on chart 6.

Licensed Dealers FY 1988-90

| FY | Dealers (total) | Class A Dealers | Class B Dealers |
|------|-----------------|-----------------|-----------------|
| 1990 | 4,268 | 3,323 | 945 |
| 1989 | 4,415 | 3,259 | 1,156 |
| 1988 | 4,233 | n/a | n/a |

Chart 3

Animals Used in Experiments Involving Pain



Inspections

Because license applicants are required by law to be in full compliance with regulations and standards before a license is issued, APHIS performs precensuring inspections to determine whether an applicant is in compliance. After a license has been issued, APHIS performs unannounced inspections periodically to ensure continued compliance. APHIS conducted 2,029 precensuring inspections and 13,050 compliance inspections and reinspections in FY 1990.

Precensuring Inspections

The number of precensuring inspections performed by APHIS for FY 1988 through FY 1990 is listed below.

Precensuring Inspections of Dealers and Exhibitors FY 1988-1990

| FY | Precensuring inspections |
|------|--------------------------|
| 1990 | 2,029 |
| 1989 | 1,854 |
| 1988 | 1,913 |

Compliance Inspections

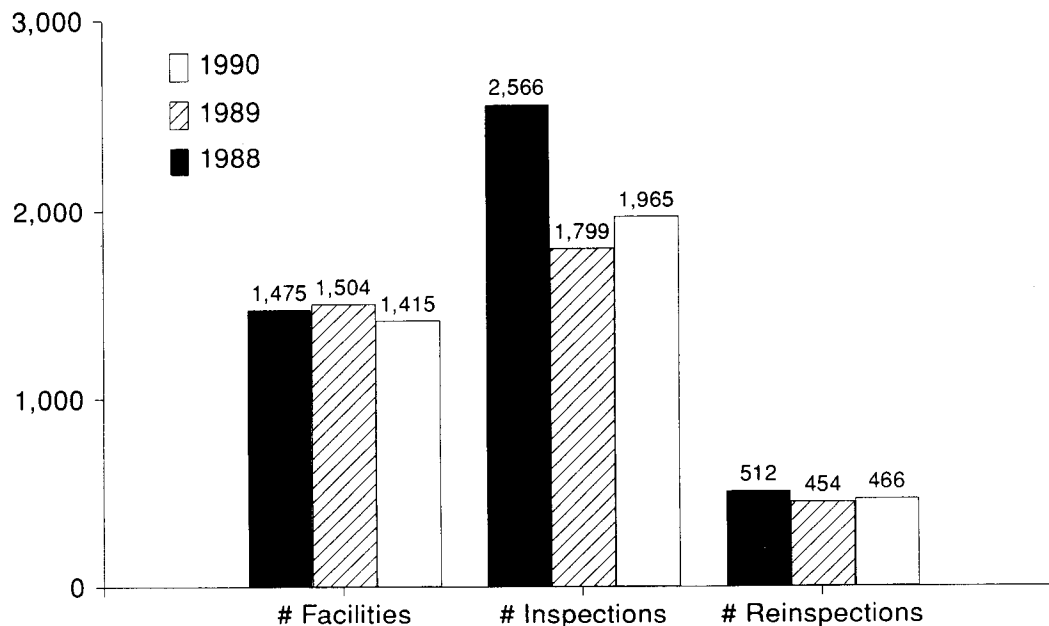
APHIS routinely makes unannounced inspections of all licensees and registrants to ascertain compliance with the regulations. If conditions are discovered that are not in compliance with the regulations when these inspections are made, APHIS establishes a deadline for correction of these items. Inspectors are required to make a reinspection following the deadline date for correction. If the conditions remain uncorrected, APHIS documents them for possible legal action. Listed below are the number of compliance inspections for dealers, exhibitors, research facilities, and intermediate handlers for FY 1988-90. Chart 7 shows the number of compliance inspections for each type of facility.

Compliance Inspections for FY 1988-90

| FY | Compliance inspections |
|------|------------------------|
| 1990 | 13,050 |
| 1989 | 11,056 |
| 1988 | 13,383 |

Chart 4

Licensed and Registered Exhibitors



Results from WBBS Reports

Inspections of Animals in Transit

APHIS conducts unannounced inspections of registered carriers and intermediate handlers for animals in transit. Registrants are required to refuse shipments of animals if the shipment does not meet regulatory standards. APHIS inspectors perform inspections to ensure humane care and handling of animals in transit.

APHIS inspections of intermediate handlers focus on ensuring that animals are provided care when there is a delay in transit. Airports and intermediate handlers receive unannounced inspections based on the volume of animals handled. Although more inspections of air carriers were done in FY 1990 than in FY 1989, the inspections of air carriers for FY 1990 were not as frequent as the agency desired, for several reasons. Seven training courses were given to field inspectors in FY 1990, and field inspectors were detailed into headquarters for 3 weeks to review and analyze comments

on proposed standards for Part 3, 9 CFR. This resulted in at least 10 weeks lost for inspection purposes. Additionally, the 1985 amendment to the AWA mandates that at least once a year, APHIS inspect all research facilities, and reinspect all deficient sites until the deficiencies are corrected. This requirement reduces our flexibility in performing inspections. We expect the frequency of air terminal inspections to increase further in FY 1991. The number of inspections of intransit shipments is listed below for FY 1988 through FY 1990.

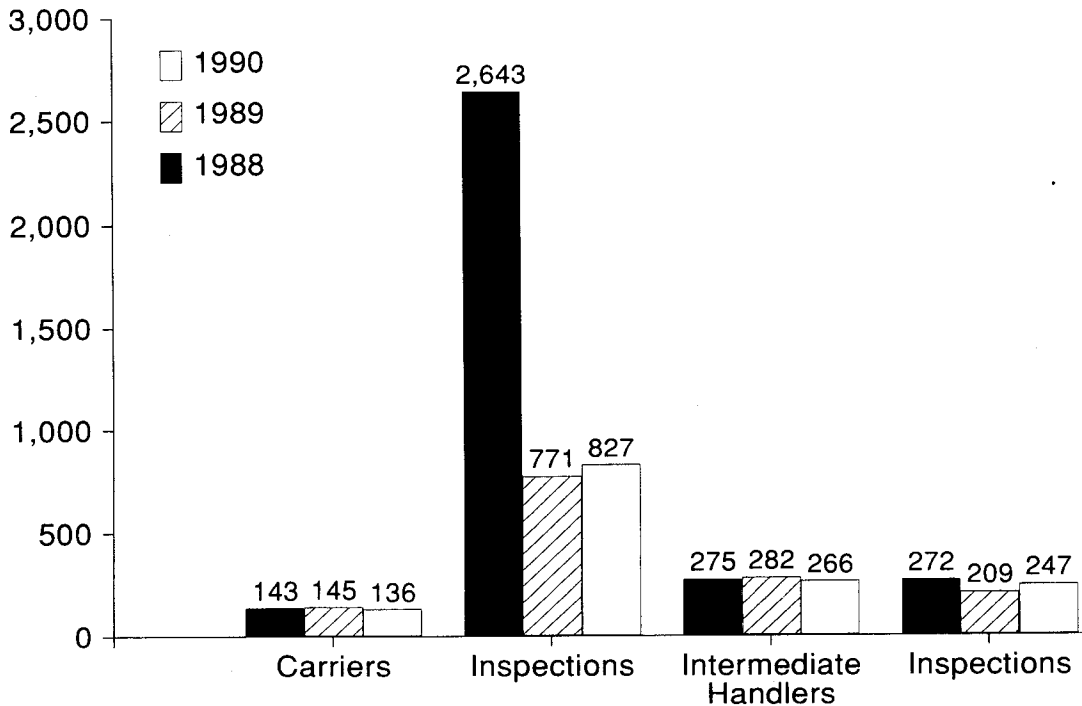
In-transit Inspections, FY 1988-90.

| FY | Intransit inspections |
|------|-----------------------|
| 1990 | 1,074 |
| 1989 | 980 |
| 1988 | 2,643 |

Chart 5

Animal Welfare Act

Carriers and Intermediate Handlers



Results from WBBS Reports

Complaints

APHIS gives high priority to complaints about licensed or registered facilities in order to ensure that regulated animals are receiving proper care. The agency also searches continually for dealers, exhibitors, or research facilities which are unlicensed or unregistered.

The number of searches made and the complaints investigated during FY 1988 through FY 1990 are indicated below.

Complaints Investigated and Searches Made, FY 1988-90

| FY | Complaints | Searches |
|------|------------|----------|
| 1990 | 657 | 1,315 |
| 1989 | 962 | 1,138 |
| 1988 | 951 | 1,320 |

Investigations

APHIS personnel conduct reviews and investigate alleged violations. When investigation reveals apparent violations, a case report and documentation are submitted to the Regulatory Enforcement staff. If, after careful review, a case appears to warrant prosecution, it is submitted to the Office of the General Counsel, which reviews the case and pursues prosecution through administrative procedures.

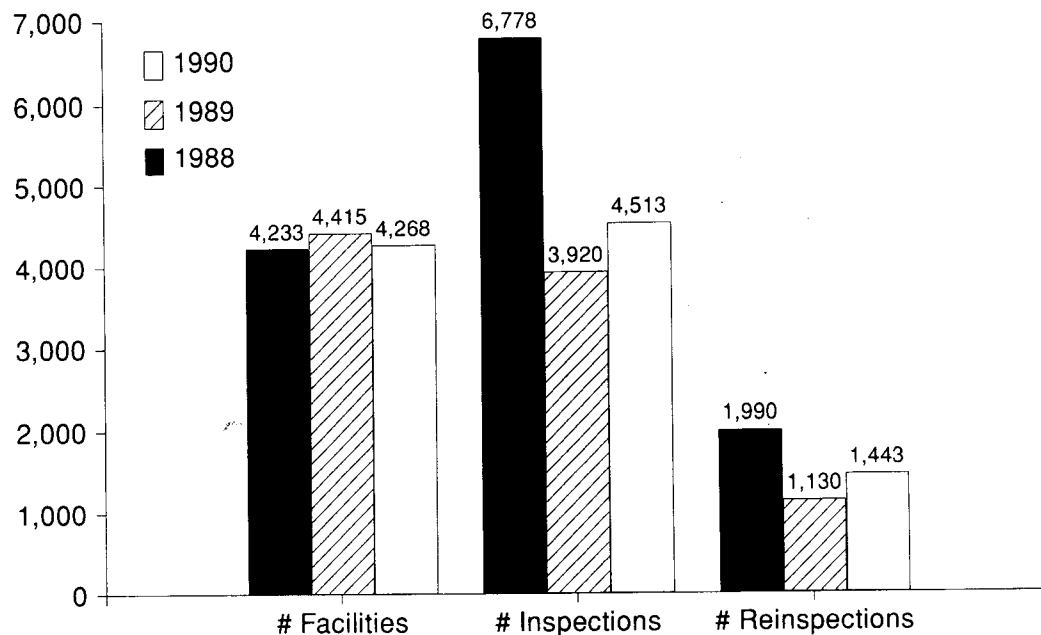
License suspensions or revocations, cease and desist orders, civil penalties, or a combination of these may be used to settle a case through administrative procedures. Official Notices of Warning are also used to close some less serious cases. Investigation activities for FY 1988 through FY 1990 are listed below.

Animal Welfare Investigation Activities FY 1988-1990

| FY | Investigation of alleged violations | Violations submitted to RE staff | Cases that reached decision and/or orders |
|------|-------------------------------------|----------------------------------|-------------------------------------------|
| 1990 | 677 | 101 | 32 |
| 1989 | 568 | 122 | 15 |
| 1988 | 639 | 411 | 33 |

Chart 6

Licensed Dealers



Liaison With Other Federal Agencies

APHIS represents USDA on the Interagency Research Animal Committee, which is composed of Federal agencies involved in the care and use of animals in biomedical research. This committee is responsible for interagency coordination of animal care and use concerns and for making contributions to policy development. It also serves as a forum for information exchange and regulation development.

The Animal Welfare Information Center of the National Agricultural Library was established by the 1985 amendment to the AWA. The mission of the center is to provide (1) information on animal care and use that could prevent unintended duplication of animal experimentation; (2) information on improving animal experimentation, including alternatives to animal use; and (3) information pertinent to training of employees. In FY 1990, the center produced 36 publications and distributed 29,000 copies of them; responded to 2,700 requests for reference or referral services; and provided 391 database searches. The center has worked closely with and provided these services to APHIS animal care personnel as well as the public.

APHIS also maintains close working relationships with the following Federal agencies in regard to regulation and enforcement of the AWA: National Institutes of Health and the Food and Drug Administration, Department of Health and Human Services; Department of Defense; Department of Veterans Affairs; Marine Mammal Commission; National Marine Fisheries Service, Department of Commerce; and U.S. Fish and Wildlife Service, Department of the Interior.

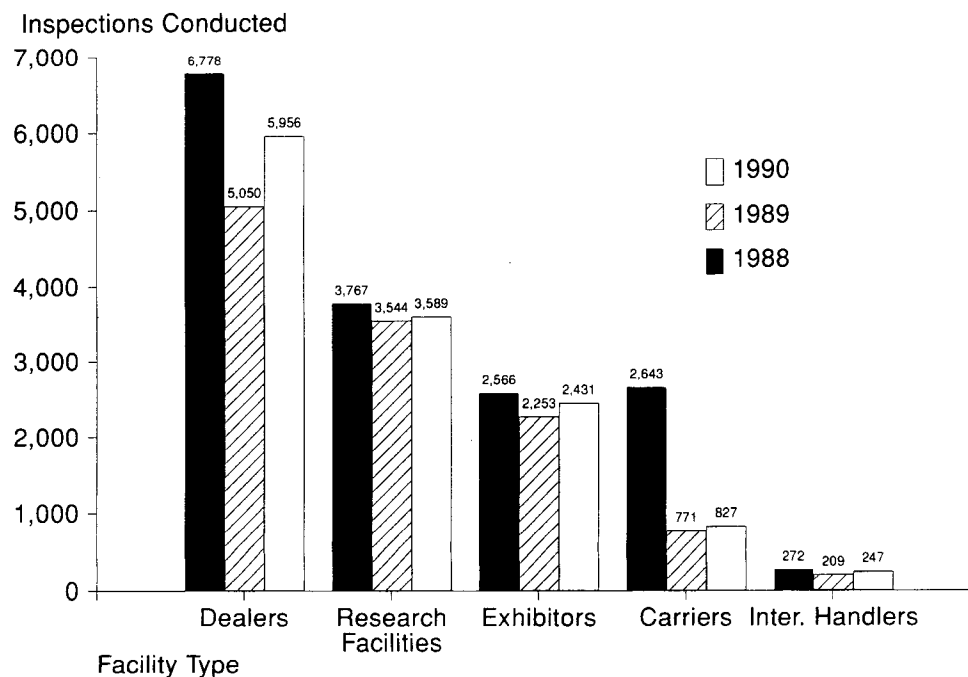
Other Activities

APHIS Animal Care personnel actively participate in organizations concerned about the humane care of animals. APHIS is represented on committees of the American Veterinary Medical Association, the American Society of Laboratory Animal Practitioners, and the American Association of Zoo Veterinarians. The agency also participates in the annual meetings of these organizations and that of the American Association of Laboratory Animal Science. APHIS maintains an active role in the American Association of Zoological Parks and Aquariums, the International Association of Aquatic Animal Medicine, and the Air Transport Association of America by having representatives attend their annual conferences and maintaining close liaison with these groups. All of these organizations have a concern for the well-being and improved husbandry and care of animals.

APHIS Animal Care is also represented in the United States Animal Health Association and has members on both its animal welfare committee and zoological committee. These committees have a broad membership that represents the public's concern in animal welfare.

Chart 7

All Licensed and Registered Facilities Compliance Inspections



Public Information

APHIS issued 38 press releases on animal welfare during FY 1990. These included reports of animal welfare compliance and new regulations.

Public Correspondence

During FY 1990, APHIS received and responded to inquiries about animal welfare from individual citizens and concerned groups. Also, APHIS received correspondence referred through the Office of the President and members of Congress. Other Federal agencies refer animal welfare concerns to APHIS for appropriate responses. Listed below are the number of animal welfare inquiries received by APHIS Executive Correspondence during FY 1988-90.

Animal Welfare Correspondence Received by APHIS FY 1988-90

| FY | Correspondence received |
|------|-------------------------|
| 1990 | 44,325 |
| 1989 | 52,078 |
| 1988 | 22,112 |

Freedom of Information Act Requests

Numerous requests for material and records available through the Freedom of Information Act are received by APHIS. In FY 1990, APHIS received requests that resulted in the release of 38,222 sheets of paper. Listed below are the number of such requests received for the past 3 fiscal years.

Freedom of Information Requests Received by APHIS FY 1988-90

| FY | FOIA requests |
|------|---------------|
| 1990 | 665 |
| 1989 | 630 |
| 1988 | 498 |

Legislative Recommendations

USDA has no recommendations for amending the AWA at this time.

Glossary of Terms

Airport Inspection - Individual airline inspections of cargo and baggage areas made at airports for compliance with the AWA regulations and standards.

Alleged Violation - A violation of the Act, regulations, or standards that has been documented as existing but has not been legally concluded.

Complaints - (1) A civil or administrative complaint: Informs the alleged violator of the AWA allegations charged against him/her. (2) A public complaint is information received from citizens, humane groups, or others concerning possible violations of the Act, regulations, or standards at animal facilities.

Compliance - Compliance is meeting all the regulatory requirements set forth in the AWA regulations and standards.

Compliance Inspection - An inspection completed, after licensing or registration, to determine the facility's compliance with the AWA regulations and standards.

Enforcement - Enforcing the AWA regulations and standards by developing alleged violation cases and taking action in the form of Letters of Warning, warning tickets, administrative complaints, hearings, trials, and other legal procedures and methods to attain compliance.

Investigation - Inquiries and examinations of certain allegation(s) that a person or facility is not complying with the AWA, regulations, or standards.

Prelicensing Inspection - Inspection made, after application for license has been submitted, to ascertain compliance with the AWA regulations and standards prior to licensing the facility.

Reinspections - Inspections made following a compliance inspection in which one or more violations were documented.

Searches - Activity associated with finding unlicensed/unregistered persons or animal facilities.

Site - The physical location where animals are used, housed, or maintained by a licensed or registered facility. A licensed/registered facility may have one or more animal sites. A site may be a room, a building, an outdoor run area, or similar type facility used to hold or work on animals.

Violation - An area or item, at a registered or licensed facility, alleged by the APHIS inspector as not being in compliance with the regulations or standards of the AWA.

Appendix

Table 1. Number of Licensees and Registrants (FY1990)

| | Registered intermediate handlers | Registered carriers | Registered dealers | Animal exhibitors Licensed | Registered | Registered research facilities |
|----------------------------|----------------------------------------|------------------------|-----------------------|-------------------------------|------------|--------------------------------------|
| Total United States | 266 | 136 | 4,268 | 1,370 | 45 | 1,470 |
| Alabama | 2 | 0 | 12 | 12 | 0 | 15 |
| Alaska | 1 | 1 | 0 | 6 | 0 | 4 |
| Arizona | 7 | 1 | 11 | 18 | 0 | 11 |
| Arkansas | 3 | 1 | 147 | 15 | 0 | 9 |
| California | 24 | 11 | 63 | 169 | 1 | 182 |
| Colorado | 9 | 3 | 38 | 17 | 2 | 25 |
| Connecticut | 4 | 3 | 8 | 18 | 0 | 23 |
| Delaware | 0 | 0 | 0 | 1 | 0 | 7 |
| District of Columbia | 0 | 1 | 0 | 0 | 0 | 8 |
| Florida | 24 | 8 | 80 | 184 | 2 | 52 |
| Georgia | 14 | 2 | 33 | 20 | 4 | 25 |
| Hawaii | 26 | 2 | 5 | 14 | 0 | 3 |
| Idaho | 0 | 1 | 2 | 8 | 0 | 5 |
| Illinois | 8 | 5 | 116 | 63 | 4 | 64 |
| Indiana | 1 | 1 | 67 | 30 | 0 | 21 |
| Iowa | 0 | 0 | 468 | 12 | 4 | 18 |
| Kansas | 0 | 1 | 599 | 19 | 2 | 26 |
| Kentucky | 4 | 0 | 17 | 5 | 2 | 7 |
| Louisiana | 1 | 0 | 20 | 12 | 0 | 12 |
| Maine | 0 | 2 | 7 | 5 | 1 | 15 |
| Maryland | 3 | 1 | 10 | 12 | 0 | 39 |
| Massachusetts | 3 | 3 | 22 | 32 | 1 | 81 |
| Michigan | 1 | 0 | 36 | 38 | 2 | 57 |
| Minnesota | 1 | 4 | 82 | 24 | 1 | 26 |
| Mississippi | 0 | 1 | 12 | 11 | 0 | 4 |
| Missouri | 14 | 3 | 1,076 | 26 | 0 | 42 |
| Montana | 0 | 0 | 7 | 8 | 0 | 3 |
| Nebraska | 1 | 1 | 209 | 13 | 0 | 14 |
| Nevada | 2 | 0 | 2 | 38 | 0 | 1 |
| New Hampshire | 1 | 0 | 4 | 9 | 0 | 4 |
| New Jersey | 5 | 0 | 19 | 22 | 1 | 70 |
| New Mexico | 2 | 2 | 4 | 8 | 1 | 11 |
| New York | 10 | 12 | 63 | 68 | 0 | 119 |
| North Carolina | 5 | 4 | 28 | 24 | 6 | 27 |
| North Dakota | 0 | 1 | 16 | 7 | 0 | 3 |
| Ohio | 3 | 1 | 54 | 40 | 5 | 71 |
| Oklahoma | 0 | 1 | 349 | 16 | 1 | 17 |
| Oregon | 6 | 2 | 61 | 19 | 0 | 19 |
| Pennsylvania | 8 | 4 | 120 | 60 | 0 | 100 |
| Puerto Rico | 1 | 6 | 8 | 8 | 1 | 11 |
| Rhode Island | 0 | 0 | 0 | 6 | 0 | 11 |
| South Carolina | 8 | 1 | 15 | 16 | 0 | 7 |
| South Dakota | 0 | 0 | 73 | 6 | 0 | 4 |
| Tennessee | 0 | 2 | 26 | 16 | 0 | 17 |
| Texas | 31 | 19 | 193 | 93 | 2 | 86 |
| Utah | 5 | 4 | 3 | 6 | 0 | 11 |
| Vermont | 0 | 0 | 9 | 2 | 0 | 3 |
| Virgin Islands | 0 | 8 | 0 | 0 | 0 | 0 |
| Virginia | 12 | 3 | 24 | 22 | 0 | 19 |
| Washington | 8 | 6 | 12 | 19 | 0 | 30 |
| West Virginia | 0 | 0 | 1 | 8 | 0 | 5 |
| Wisconsin | 8 | 4 | 37 | 64 | 1 | 23 |
| Wyoming | 0 | 0 | 0 | 1 | 1 | 3 |

Appendix

Table 2. Animals Used in Experimentation (FY 1990)

| | Number of registrants | Number of all animals | Dogs | Cats | Primates | Guinea pigs | Hamsters | Rabbits | Farm animals | Other |
|-------------------------------|-----------------------|-----------------------|----------------|---------------|---------------|----------------|----------------|----------------|---------------|----------------|
| Total United States | 1,158 | 1,578,167 | 109,992 | 33,214 | 47,177 | 353,008 | 310,991 | 399,495 | 66,702 | 257,588 |
| Total Research | 1,016 | 1,458,241 | 103,696 | 30,485 | 41,880 | 329,174 | 294,040 | 369,197 | 54,131 | 235,638 |
| Total Federal Agencies | 142 | 119,926 | 6,296 | 2,729 | 5,297 | 23,834 | 16,951 | 30,298 | 12,571 | 21,950 |
| Alabama | 11 | 9,706 | 1,970 | 366 | 456 | 1,470 | 901 | 3,574 | 269 | 700 |
| Alaska | 3 | 765 | 17 | 0 | 0 | 13 | 0 | 17 | 0 | 718 |
| Arizona | 9 | 3,017 | 641 | 91 | 127 | 0 | 1,570 | 479 | 12 | 97 |
| Arkansas | 7 | 1,901 | 364 | 65 | 10 | 398 | 97 | 282 | 35 | 650 |
| California | 127 | 115,900 | 2,245 | 1,587 | 1,036 | 23,625 | 17,837 | 53,559 | 8,247 | 7,764 |
| Colorado | 18 | 20,034 | 1,658 | 691 | 33 | 1,561 | 11,982 | 3,009 | 156 | 944 |
| Connecticut | 16 | 28,804 | 1,794 | 252 | 211 | 4,077 | 8,874 | 4,555 | 22 | 9,019 |
| Delaware | 4 | 55,529 | 844 | 28 | 93 | 18,459 | 28,133 | 3,849 | 44 | 4,079 |
| District of Columbia | 6 | 4,264 | 810 | 804 | 6 | 96 | 876 | 964 | 164 | 544 |
| Florida | 21 | 21,845 | 3,271 | 988 | 457 | 2,802 | 3,053 | 9,674 | 451 | 1,149 |
| Georgia | 15 | 29,302 | 2,203 | 527 | 1,526 | 1,880 | 9,551 | 7,948 | 959 | 4,708 |
| Hawaii | 2 | 1,883 | 0 | 4 | 0 | 110 | 1,250 | 397 | 0 | 122 |
| Idaho | 1 | 287 | 0 | 0 | 0 | 58 | 0 | 46 | 0 | 183 |
| Illinois | 42 | 51,159 | 6,045 | 1,332 | 771 | 13,924 | 11,223 | 13,594 | 2,478 | 1,792 |
| Indiana | 13 | 22,979 | 3,741 | 230 | 380 | 12,263 | 1,611 | 4,310 | 79 | 365 |
| Iowa | 14 | 45,051 | 3,021 | 1,201 | 146 | 4,743 | 27,612 | 7,632 | 0 | 696 |
| Kansas | 20 | 39,782 | 1,651 | 563 | 8 | 10,005 | 21,096 | 4,222 | 127 | 2,110 |
| Kentucky | 4 | 5,467 | 498 | 388 | 2 | 88 | 425 | 1,365 | 147 | 2,554 |
| Louisiana | 11 | 16,308 | 725 | 994 | 9,903 | 1,012 | 212 | 3,012 | 109 | 341 |
| Maine | 14 | 1,497 | 2 | 0 | 0 | 40 | 0 | 652 | 564 | 239 |
| Maryland | 20 | 41,307 | 2,862 | 953 | 985 | 13,316 | 3,263 | 10,845 | 3,038 | 6,045 |
| Massachusetts | 67 | 65,549 | 2,120 | 538 | 2,649 | 8,315 | 13,129 | 33,564 | 765 | 4,469 |
| Michigan | 35 | 32,260 | 5,316 | 1,728 | 961 | 7,868 | 2,641 | 10,904 | 378 | 2,464 |
| Minnesota | 17 | 29,695 | 4,958 | 565 | 39 | 9,267 | 6,947 | 5,712 | 972 | 1,235 |
| Mississippi | 4 | 3,223 | 946 | 118 | 6 | 128 | 262 | 652 | 480 | 631 |
| Missouri | 32 | 37,699 | 4,003 | 1,678 | 153 | 2,944 | 12,099 | 7,521 | 673 | 8,628 |
| Montana | 3 | 2,237 | 0 | 28 | 15 | 449 | 67 | 315 | 0 | 1,363 |
| Nebraska | 5 | 26,250 | 1,047 | 452 | 0 | 2,875 | 19,563 | 1,493 | 0 | 817 |
| Nevada | 1 | 1,154 | 186 | 0 | 0 | 511 | 120 | 231 | 0 | 106 |
| New Hampshire | 3 | 1,182 | 42 | 249 | 0 | 81 | 84 | 278 | 367 | 81 |
| New Jersey | 50 | 133,557 | 8,904 | 280 | 2,503 | 54,065 | 18,460 | 42,820 | 1,426 | 5,099 |
| New Mexico | 6 | 2,742 | 715 | 0 | 1,453 | 0 | 207 | 44 | 0 | 323 |
| New York | 76 | 116,618 | 6,739 | 2,789 | 1,277 | 44,623 | 29,015 | 20,019 | 3,910 | 8,246 |
| North Carolina | 18 | 43,275 | 6,441 | 2,060 | 2,354 | 5,803 | 8,968 | 9,930 | 3,657 | 4,062 |
| North Dakota | 2 | 3,076 | 50 | 20 | 0 | 65 | 1,116 | 220 | 3 | 1,602 |
| Ohio | 54 | 60,796 | 4,967 | 1,774 | 934 | 21,661 | 4,121 | 22,945 | 1,754 | 2,640 |
| Oklahoma | 11 | 4,983 | 1,077 | 351 | 274 | 484 | 361 | 1,354 | 128 | 954 |
| Oregon | 13 | 6,637 | 219 | 265 | 924 | 1,894 | 576 | 1,462 | 930 | 367 |
| Pennsylvania | 81 | 78,433 | 6,069 | 2,554 | 919 | 29,883 | 4,808 | 25,105 | 3,206 | 5,889 |
| Puerto Rico | 6 | 1,957 | 193 | 16 | 1,073 | 57 | 0 | 532 | 4 | 82 |
| Rhode Island | 9 | 1,916 | 57 | 272 | 69 | 36 | 234 | 557 | 509 | 182 |
| South Carolina | 5 | 9,895 | 574 | 476 | 14 | 290 | 844 | 1,248 | 358 | 6,091 |
| South Dakota | 3 | 370 | 50 | 17 | 12 | 13 | 231 | 47 | 0 | 0 |
| Tennessee | 11 | 8,435 | 1,499 | 155 | 542 | 1,008 | 1,775 | 3,276 | 2 | 178 |
| Texas | 62 | 57,659 | 6,460 | 930 | 4,823 | 6,069 | 6,577 | 23,602 | 3,050 | 6,148 |
| Utah | 6 | 10,743 | 481 | 247 | 0 | 2,767 | 981 | 4,068 | 71 | 2,128 |
| Vermont | 3 | 1,632 | 95 | 8 | 12 | 319 | 156 | 1,042 | 0 | 0 |
| Virgin Islands | 0 | 0 | 0 | 0 | 0 | 0 | 0 | 0 | 0 | 0 |
| Virginia | 14 | 11,831 | 1,877 | 497 | 766 | 1,566 | 1,563 | 2,593 | 362 | 2,607 |
| Washington | 21 | 145,286 | 1,296 | 315 | 1,513 | 7,844 | 5,791 | 3,584 | 9,581 | 115,362 |
| West Virginia | 3 | 1,331 | 69 | 64 | 0 | 446 | 231 | 259 | 8 | 254 |
| Wisconsin | 14 | 39,513 | 2,829 | 949 | 2,445 | 7,184 | 3,270 | 9,789 | 4,636 | 8,411 |
| Wyoming | 3 | 1,520 | 55 | 26 | 0 | 719 | 277 | 43 | 0 | 400 |

Appendix

Table 3. Animals Used in Experimentation With Pain - With Drugs (FY 1990)

| | Number of registrants | Number of all animals | Dogs | Cats | Primates | Guinea pigs | Hamsters | Rabbits | Farm animals | Other |
|-------------------------------|-----------------------|-----------------------|---------------|---------------|---------------|----------------|---------------|----------------|---------------|---------------|
| Total United States | 806 | 568,179 | 71,200 | 21,660 | 14,241 | 117,293 | 92,539 | 151,572 | 40,150 | 59,524 |
| Total Research | 689 | 518,803 | 66,046 | 19,367 | 12,507 | 109,735 | 87,479 | 134,282 | 37,421 | 51,966 |
| Total Federal Agencies | 117 | 49,376 | 5,154 | 2,293 | 1,734 | 7,558 | 5,060 | 17,290 | 2,729 | 7,558 |
| Alabama | 9 | 4,947 | 1,439 | 313 | 70 | 142 | 217 | 2,590 | 21 | 155 |
| Alaska | 3 | 37 | 17 | 0 | 0 | 3 | 0 | 3 | 0 | 14 |
| Arizona | 7 | 1,862 | 641 | 91 | 53 | 0 | 608 | 441 | 12 | 16 |
| Arkansas | 3 | 1,305 | 141 | 14 | 0 | 323 | 94 | 245 | 22 | 466 |
| California | 83 | 45,877 | 1,650 | 563 | 423 | 4,140 | 11,685 | 18,161 | 5,550 | 3,705 |
| Colorado | 10 | 3,297 | 1,236 | 455 | 2 | 392 | 442 | 512 | 156 | 102 |
| Connecticut | 10 | 14,273 | 1,505 | 117 | 169 | 2,325 | 1,322 | 1,617 | 22 | 7,196 |
| Delaware | 4 | 19,311 | 412 | 22 | 2 | 2,080 | 12,710 | 1,633 | 0 | 2,452 |
| District of Columbia | 5 | 2,774 | 809 | 804 | 6 | 59 | 24 | 660 | 101 | 311 |
| Florida | 13 | 7,742 | 1,154 | 562 | 103 | 612 | 2,049 | 2,622 | 430 | 210 |
| Georgia | 11 | 18,382 | 1,527 | 266 | 911 | 765 | 3,300 | 7,582 | 957 | 3,074 |
| Hawaii | 2 | 171 | 0 | 4 | 0 | 0 | 110 | 19 | 0 | 38 |
| Idaho | 1 | 250 | 0 | 0 | 0 | 58 | 0 | 9 | 0 | 183 |
| Illinois | 28 | 14,695 | 3,747 | 872 | 387 | 2,562 | 2,091 | 3,581 | 905 | 550 |
| Indiana | 9 | 8,087 | 2,605 | 179 | 224 | 3,684 | 204 | 1,046 | 55 | 90 |
| Iowa | 8 | 10,079 | 2,446 | 485 | 137 | 788 | 2,584 | 3,495 | 0 | 144 |
| Kansas | 7 | 1,907 | 645 | 127 | 8 | 71 | 495 | 301 | 67 | 193 |
| Kentucky | 4 | 4,113 | 355 | 340 | 2 | 24 | 317 | 506 | 19 | 2,550 |
| Louisiana | 6 | 4,689 | 258 | 152 | 689 | 802 | 0 | 2,625 | 86 | 77 |
| Maine | 4 | 162 | 0 | 0 | 0 | 0 | 0 | 6 | 91 | 65 |
| Maryland | 13 | 28,334 | 2,822 | 783 | 849 | 11,898 | 1,481 | 5,351 | 1,072 | 4,078 |
| Massachusetts | 47 | 18,065 | 1,593 | 527 | 2,049 | 2,756 | 2,947 | 6,983 | 216 | 994 |
| Michigan | 22 | 13,056 | 3,376 | 1,521 | 237 | 1,318 | 1,718 | 3,741 | 177 | 968 |
| Minnesota | 9 | 13,597 | 3,943 | 414 | 26 | 4,428 | 810 | 2,458 | 942 | 576 |
| Mississippi | 3 | 2,873 | 931 | 78 | 6 | 109 | 120 | 632 | 390 | 607 |
| Missouri | 22 | 9,238 | 1,751 | 326 | 103 | 879 | 2,199 | 2,727 | 671 | 582 |
| Montana | 3 | 1,161 | 0 | 28 | 0 | 97 | 0 | 0 | 0 | 1,036 |
| Nebraska | 4 | 1,600 | 173 | 51 | 0 | 325 | 438 | 134 | 0 | 479 |
| Nevada | 1 | 220 | 186 | 0 | 0 | 0 | 0 | 34 | 0 | 0 |
| New Hampshire | 3 | 509 | 42 | 174 | 0 | 40 | 37 | 42 | 113 | 61 |
| New Jersey | 36 | 53,418 | 3,821 | 271 | 1,031 | 24,357 | 8,379 | 13,293 | 1,228 | 1,038 |
| New Mexico | 4 | 1,286 | 378 | 0 | 747 | 0 | 10 | 25 | 0 | 126 |
| New York | 59 | 51,719 | 3,963 | 1,979 | 669 | 16,444 | 14,930 | 8,797 | 2,102 | 2,835 |
| North Carolina | 15 | 18,206 | 4,497 | 1,046 | 424 | 1,218 | 1,665 | 5,486 | 2,265 | 1,605 |
| North Dakota | 2 | 55 | 32 | 20 | 0 | 0 | 0 | 0 | 3 | 0 |
| Ohio | 40 | 19,080 | 2,563 | 1,469 | 59 | 3,053 | 1,850 | 7,627 | 1,489 | 970 |
| Oklahoma | 8 | 3,422 | 968 | 331 | 150 | 148 | 69 | 994 | 128 | 634 |
| Oregon | 9 | 4,767 | 179 | 201 | 309 | 1,564 | 559 | 1,286 | 645 | 24 |
| Pennsylvania | 47 | 33,971 | 3,687 | 2,030 | 258 | 17,273 | 1,264 | 4,749 | 2,366 | 2,344 |
| Puerto Rico | 3 | 538 | 193 | 16 | 288 | 0 | 0 | 37 | 4 | 0 |
| Rhode Island | 7 | 1,713 | 57 | 261 | 26 | 36 | 204 | 468 | 509 | 152 |
| South Carolina | 4 | 2,185 | 253 | 269 | 0 | 0 | 604 | 896 | 99 | 64 |
| South Dakota | 2 | 177 | 21 | 5 | 6 | 0 | 111 | 34 | 0 | 0 |
| Tennessee | 10 | 3,840 | 1,041 | 105 | 262 | 476 | 992 | 919 | 0 | 45 |
| Texas | 40 | 27,155 | 5,079 | 582 | 745 | 1,594 | 3,970 | 11,508 | 2,520 | 1,157 |
| Utah | 4 | 3,257 | 452 | 240 | 0 | 437 | 0 | 1,319 | 28 | 781 |
| Vermont | 2 | 1,543 | 95 | 8 | 12 | 317 | 79 | 1,032 | 0 | 0 |
| Virgin Islands | 0 | 0 | 0 | 0 | 0 | 0 | 0 | 0 | 0 | 0 |
| Virginia | 9 | 4,915 | 484 | 369 | 286 | 123 | 100 | 996 | 318 | 2,239 |
| Washington | 17 | 17,886 | 1,072 | 165 | 553 | 346 | 4,620 | 1,697 | 9,413 | 20 |
| West Virginia | 3 | 978 | 69 | 64 | 0 | 416 | 36 | 218 | 8 | 167 |
| Wisconsin | 12 | 15,199 | 1,698 | 656 | 226 | 536 | 12 | 3,144 | 2,221 | 6,706 |
| Wyoming | 2 | 880 | 40 | 12 | 0 | 717 | 23 | 1 | 0 | 87 |

Appendix

Table 5. Animals Used in Experimentation No Pain - No Drugs (FY 1990)

| | Number of registrants | Number of all animals | Dogs | Cats | Primates | Guinea pigs | Hamsters | Rabbits | Farm animals | Other |
|-------------------------------|-----------------------|-----------------------|---------------|---------------|---------------|----------------|----------------|----------------|---------------|----------------|
| Total United States | 902 | 920,364 | 37,518 | 11,332 | 31,601 | 197,733 | 190,394 | 231,352 | 25,660 | 194,774 |
| Total Research | 803 | 857,915 | 36,802 | 10,969 | 28,544 | 184,191 | 180,232 | 219,842 | 15,904 | 181,431 |
| Total Federal Agencies | 99 | 62,449 | 716 | 363 | 3,057 | 13,542 | 10,162 | 11,510 | 9,756 | 13,343 |
| Alabama | 9 | 4,759 | 531 | 53 | 386 | 1,328 | 684 | 984 | 248 | 545 |
| Alaska | 1 | 728 | 0 | 0 | 0 | 10 | 0 | 14 | 0 | 704 |
| Arizona | 3 | 1,155 | 0 | 0 | 74 | 0 | 962 | 38 | 0 | 81 |
| Arkansas | 7 | 561 | 223 | 51 | 10 | 40 | 3 | 37 | 13 | 184 |
| California | 98 | 63,765 | 543 | 1,023 | 613 | 15,155 | 5,992 | 34,336 | 2,697 | 3,406 |
| Colorado | 13 | 15,041 | 422 | 236 | 31 | 586 | 11,540 | 1,384 | 0 | 842 |
| Connecticut | 14 | 13,210 | 187 | 135 | 40 | 1,555 | 7,549 | 2,626 | 0 | 1,118 |
| Delaware | 4 | 34,250 | 431 | 6 | 91 | 14,631 | 15,423 | 1,997 | 44 | 1,627 |
| District of Columbia | 4 | 1,490 | 1 | 0 | 0 | 37 | 852 | 304 | 63 | 233 |
| Florida | 16 | 14,103 | 2,117 | 426 | 354 | 2,190 | 1,004 | 7,052 | 21 | 939 |
| Georgia | 11 | 6,859 | 676 | 155 | 615 | 1,115 | 2,302 | 360 | 2 | 1,634 |
| Hawaii | 1 | 1,414 | 0 | 0 | 0 | 110 | 1,140 | 80 | 0 | 84 |
| Idaho | 1 | 37 | 0 | 0 | 0 | 0 | 0 | 37 | 0 | 0 |
| Illinois | 36 | 33,984 | 2,243 | 460 | 368 | 9,575 | 9,132 | 9,718 | 1,246 | 1,242 |
| Indiana | 10 | 11,387 | 1,136 | 51 | 156 | 5,757 | 1,407 | 2,581 | 24 | 275 |
| Iowa | 11 | 30,475 | 465 | 716 | 9 | 3,955 | 20,641 | 4,137 | 0 | 552 |
| Kansas | 18 | 12,835 | 1,006 | 436 | 0 | 1,162 | 5,998 | 2,304 | 12 | 1,917 |
| Kentucky | 4 | 1,354 | 143 | 48 | 0 | 64 | 108 | 859 | 128 | 4 |
| Louisiana | 9 | 11,103 | 467 | 842 | 8,698 | 210 | 212 | 387 | 23 | 264 |
| Maine | 13 | 1,335 | 2 | 0 | 0 | 40 | 0 | 646 | 473 | 174 |
| Maryland | 20 | 12,563 | 40 | 170 | 136 | 1,283 | 1,782 | 5,460 | 1,725 | 1,967 |
| Massachusetts | 57 | 47,382 | 527 | 11 | 600 | 5,529 | 10,182 | 26,509 | 549 | 3,475 |
| Michigan | 26 | 18,383 | 1,940 | 207 | 699 | 5,865 | 923 | 7,052 | 201 | 1,496 |
| Minnesota | 13 | 14,947 | 1,015 | 151 | 13 | 3,964 | 6,111 | 3,004 | 30 | 659 |
| Mississippi | 2 | 350 | 15 | 40 | 0 | 19 | 142 | 20 | 90 | 24 |
| Missouri | 27 | 28,102 | 2,248 | 1,352 | 50 | 1,932 | 9,900 | 4,786 | 2 | 7,832 |
| Montana | 3 | 1,076 | 0 | 0 | 15 | 352 | 67 | 315 | 0 | 327 |
| Nebraska | 4 | 24,642 | 866 | 401 | 0 | 2,550 | 19,125 | 1,362 | 0 | 338 |
| Nevada | 1 | 934 | 0 | 0 | 0 | 511 | 120 | 197 | 0 | 106 |
| New Hampshire | 2 | 673 | 0 | 75 | 0 | 41 | 47 | 236 | 254 | 20 |
| New Jersey | 39 | 74,859 | 4,863 | 9 | 1,404 | 28,439 | 8,866 | 27,019 | 198 | 4,061 |
| New Mexico | 4 | 1,456 | 337 | 0 | 706 | 0 | 197 | 19 | 0 | 197 |
| New York | 58 | 62,733 | 2,651 | 810 | 606 | 27,703 | 13,983 | 9,915 | 1,808 | 5,257 |
| North Carolina | 18 | 23,037 | 1,942 | 1,005 | 1,926 | 4,585 | 6,005 | 3,725 | 1,392 | 2,457 |
| North Dakota | 2 | 3,021 | 18 | 0 | 0 | 65 | 1,116 | 220 | 0 | 1,602 |
| Ohio | 34 | 39,283 | 2,358 | 305 | 754 | 16,987 | 2,266 | 14,788 | 155 | 1,670 |
| Oklahoma | 9 | 1,561 | 109 | 20 | 124 | 336 | 292 | 360 | 0 | 320 |
| Oregon | 10 | 1,870 | 40 | 64 | 615 | 330 | 17 | 176 | 285 | 343 |
| Pennsylvania | 62 | 40,387 | 2,382 | 493 | 650 | 10,311 | 3,544 | 18,732 | 760 | 3,515 |
| Puerto Rico | 6 | 1,419 | 0 | 0 | 785 | 57 | 0 | 495 | 0 | 82 |
| Rhode Island | 6 | 203 | 0 | 11 | 43 | 0 | 30 | 89 | 0 | 30 |
| South Carolina | 4 | 7,710 | 321 | 207 | 14 | 290 | 240 | 352 | 259 | 6,027 |
| South Dakota | 3 | 193 | 29 | 12 | 6 | 13 | 120 | 13 | 0 | 0 |
| Tennessee | 10 | 3,303 | 444 | 50 | 280 | 532 | 783 | 1,079 | 2 | 133 |
| Texas | 48 | 29,055 | 1,374 | 348 | 4,061 | 4,198 | 2,114 | 11,454 | 530 | 4,976 |
| Utah | 5 | 7,486 | 29 | 7 | 0 | 2,330 | 981 | 2,749 | 43 | 1,347 |
| Vermont | 3 | 89 | 0 | 0 | 0 | 2 | 77 | 10 | 0 | 0 |
| Virgin Islands | 0 | 0 | 0 | 0 | 0 | 0 | 0 | 0 | 0 | 0 |
| Virginia | 13 | 6,447 | 1,294 | 128 | 436 | 1,236 | 1,463 | 1,594 | 44 | 252 |
| Washington | 13 | 120,412 | 221 | 150 | 957 | 604 | 1,083 | 1,887 | 168 | 115,342 |
| West Virginia | 3 | 353 | 0 | 0 | 0 | 30 | 195 | 41 | 0 | 87 |
| Wisconsin | 12 | 23,514 | 1,131 | 291 | 2,219 | 6,575 | 3,258 | 6,261 | 2,415 | 1,364 |
| Wyoming | 3 | 627 | 15 | 14 | 0 | 2 | 254 | 42 | 0 | 300 |