


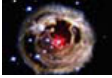












## Appropriation Summary: Exploration, Science, and Aeronautics

Millions of Dollars	FY 2003 Op Plan 9/04/03	FY 2004 Conference Report	FY 2005 President's Budget
<b><u>SPACE SCIENCE</u></b>	<b><u>3,530.6</u></b>	<b><u>3,971.2</u></b>	<b><u>4,138.3</u></b>
 <b>Solar System Exploration</b>	1,039.1	1,315.9	1,187.0
 <b>Mars Exploration</b>	500.4	595.1	690.9
 <b>Lunar Exploration</b>	—	—	70.0
 <b>Astronomical Search for Origins</b>	685.3	898.8	1,066.8
 <b>Structure and Evolution of the Universe</b>	402.0	406.0	377.7
 <b>Sun-Earth Connection</b>	479.7	755.4	745.9
<b>Institutional Support</b>	424.1	—	—
<b><u>EARTH SCIENCE</u></b>	<b><u>1,716.8</u></b>	<b><u>1,613.2</u></b>	<b><u>1,485.4</u></b>
 <b>Earth System Science</b>	1,304.1	1,522.4	1,408.5
 <b>Earth Science Applications</b>	78.0	90.8	76.9
<b>Institutional Support</b>	334.7	—	—
<b><u>BIOLOGICAL AND PHYSICAL RESEARCH</u></b>	<b><u>882.6</u></b>	<b><u>985.2</u></b>	<b><u>1,048.6</u></b>
 <b>Biological Sciences Research</b>	268.6	368.0	491.5
 <b>Physical Sciences Research</b>	241.4	357.2	300.1
 <b>Research Partnerships and Flight Support</b>	170.0	260.0	257.0
<b>Institutional Support</b>	202.6	—	—


Note: For all formats, the FY 2003 column reflects the FY 2003 Congressional Operating Plan dated 9/04/03 (not in full cost). The FY 2004 column reflects the Conference Report in full cost. FY 2005 column is in full cost.

 Indicates budget numbers in full cost.

## Appropriation Summary: Exploration, Science, and Aeronautics

Millions of Dollars	FY 2003 Op Plan 9/04/03	FY 2004 Conference Report	FY 2005 President's Budget
<b><u>AERONAUTICS</u></b>	<b><u>1,004.4</u></b>	<b><u>1,034.3</u></b>	<b><u>919.2</u></b>
 <b>Aeronautics Technology</b>	599.1	1,034.3	919.2
<b>Institutional Support</b>	405.3	—	—
<b><u>EDUCATION PROGRAMS</u></b>	<b><u>198.6</u></b>	<b><u>226.3</u></b>	<b><u>168.5</u></b>
 <b>Education Programs</b>	198.6	226.3	168.5
<b><u>TOTAL APPROPRIATION</u></b>	<b><u>7,333.0</u></b>	<b><u>7,830.2</u></b>	<b><u>7,760.0</u></b>

Note: For all formats, the FY 2003 column reflects the FY 2003 Congressional Operating Plan dated 9/04/03 (not in full cost). The FY 2004 column reflects the Conference Report in full cost. FY 2005 column is in full cost.

 Indicates budget numbers in full cost.