

FOREWORD

Law Enforcement Officers Killed and Assaulted, 2000 is a statistical compilation concerning law enforcement officers who were feloniously or accidentally killed or assaulted in the line of duty in 2000. The statistics in this year's book were reported by 8,653 agencies contributing to the FBI Uniform Crime Reporting's Law Enforcement Officers Killed and Assaulted Program. Collectively, these departments employ 441,311 officers protecting nearly 200 million people. The efforts of agencies contributing both officer killed and assaulted data are greatly appreciated, for as a result of these efforts local, state, and federal law enforcement personnel can devise and implement policies and procedures that affect officer safety.

A sampling of statistics from the participating agencies in 2000 indicate:

- ↳ The number of law enforcement officers feloniously killed in the line of duty was up 21.4 percent from the previous year's number—51 officers were slain in 2000, and 42 officers were killed in 1999.
- ↳ With regard to circumstances surrounding the killings, 13 officers were feloniously killed while responding to traffic pursuits/stops, 12 were killed in arrest situations, 10 in ambush situations, 8 while responding to disturbance calls, 6 while investigating suspicious persons/circumstances, and 2 while handling or transporting prisoners.
- ↳ Of the 47 officers feloniously slain with a firearm, 29 were wearing body armor. Twenty-five of the 47 officers who were killed with a firearm were within 5 feet of their assailant.
- ↳ The number of law enforcement officers accidentally killed increased 29.2 percent from a year ago with 65 accidental deaths in 1999 and 84 accidental deaths in 2000.
- ↳ Automobile accidents accounted for 42 of the 84 accidental deaths in 2000.
- ↳ Of the officers assaulted, 28.4 percent were injured. Personal weapons such as hands, fists, feet, etc. were used in 81.7 percent of the 56,054 assaults on law enforcement officers.
- ↳ By circumstance, disturbance calls accounted for 30.7 percent of the assaults.

The national Uniform Crime Reporting (UCR) Program would like to hear from you.

The staff at the national UCR Program are continuously striving to improve our publications. We would appreciate it if the primary user of this publication would complete the evaluation form at the end of this book and either mail it to us at the indicated address or fax it to 304-625-5394.

Table of Contents

❧ Introduction

❧ Section I—Law Enforcement Officers Killed 3

❧ Law Enforcement Officers Feloniously Killed

| | | |
|----------|---|----|
| Table 1 | Type of Weapon by State and Agency, 2000 | 9 |
| Table 2 | Region by Type of Weapon, 2000 | 12 |
| Table 3 | Region by Type of Weapon, 1991-2000 | 12 |
| Table 4 | Type of Weapon, 1991-2000 | 13 |
| Table 5 | Slain With Own Weapon, 1991-2000 | 13 |
| Table 6 | Number Slain With Own Weapon and Number Wearing Body Armor by Type of Firearm and Size of Ammunition , 2000 | 14 |
| Table 7 | Distance Between Victim Officer and Offender, 1991-2000 | 14 |
| Table 8 | Location of Fatal Firearm Wounds, 1991-2000 | 15 |
| Table 9 | Location of Fatal Firearm Wounds While Wearing Body Armor, 1991–2000 | 15 |
| Table 10 | Upper Torso Wounds While Wearing Body Armor, 1991-2000 | 16 |
| Table 11 | Type of Firearm and Size of Ammunition that Penetrated Body Armor, 1991-2000 | 16 |
| Table 12 | Time of Day, 1991-2000 | 19 |
| Figure 1 | Law Enforcement Officers Killed and Assaulted, Time of Day, 1991-2000 | 19 |
| Table 13 | Day of Week, 1991-2000 | 20 |
| Table 14 | Month, 1991-2000 | 20 |
| Table 15 | Type of Assignment by Population Group, 2000 | 21 |
| Figure 2 | Law Enforcement Officers Feloniously Killed, Percent Distribution by Region, 2000 | 22 |
| Table 16 | Region, Geographic Division, and State, 1991-2000 | 23 |
| Figure 3 | Law Enforcement Officers Feloniously Killed and Assaulted Circumstance at Scene of Incident, 1991-2000 | 27 |
| Table 17 | Region by Circumstance at Scene of Incident, 2000 | 28 |

☞ Law Enforcement Officers Feloniously Killed—Continued

| | | |
|--|--|----|
| Table 18 | | |
| Region by Circumstance at Scene of Incident, 1991-2000 | | 29 |
| Table 19 | | |
| Circumstance at Scene of Incident, 1991-2000 | | 30 |
| Table 20 | | |
| Type of Assignment by Circumstance at Scene of Incident, 2000 | | 31 |
| Table 21 | | |
| Type of Assignment by Circumstance at Scene of Incident, 1991-2000 | | 32 |
| Table 22 | | |
| Type of Weapon by Circumstance at Scene of Incident, 2000 | | 33 |
| Table 23 | | |
| Type of Weapon by Circumstance at Scene of Incident, 1991-2000 | | 34 |
| Table 24 | | |
| Profile of Victim Officers, 1991-2000 | | 37 |
| Table 25 | | |
| Profile of Known Assailants, 1991-2000 | | 38 |
| Table 26 | | |
| Disposition of Known Assailants, 1989-1998 | | 39 |

☞ Summaries of Felonious Incidents 43

☞ Law Enforcement Officers Accidentally Killed

| | | |
|---|--|----|
| Table 27 | | |
| Circumstance at Scene of Incident by State and Agency, 2000 | | 59 |
| Table 28 | | |
| Circumstance at Scene of Incident, 1991-2000 | | 64 |
| Table 29 | | |
| Time of Day, 1991-2000 | | 67 |
| Figure 4 | | |
| Law Enforcement Officers Accidentally Killed | | |
| Time of Day, 1991-2000 | | 67 |
| Table 30 | | |
| Day of Week, 1991-2000 | | 68 |
| Table 31 | | |
| Month, 1991-2000 | | 68 |
| Table 32 | | |
| Region, Geographic Division, and State, 1991-2000 | | 69 |
| Table 33 | | |
| Profile of Victim Officers, 1991-2000 | | 73 |

☞ Section II—Law Enforcement Officers Assaulted 75

| | | |
|---|--|----|
| Table 2.1 | | |
| Population Covered and Number of Reporting Agencies by Population Group, 2000 | | 76 |
| Table 34 | | |
| Region and Geographic Division, 2000 | | 77 |
| Table 35 | | |
| Type of Weapon by Region, Geographic Division, and State, 2000 | | 78 |
| Table 36 | | |
| Type of Weapon by Number of Assaults and Percent Injured, 1991-2000 | | 81 |

| | | |
|----------|---|----|
| Table 37 | Time of Day, Percent Distribution, 1991-2000 | 82 |
| Table 38 | Type of Assignment by Circumstance at Scene of Incident, Percent Distribution, 2000 | 83 |
| Table 39 | Type of Weapon by Circumstance at Scene of Incident, Percent Distribution, 2000 | 84 |
| Table 40 | Population Group by Circumstance at Scene of Incident, Percent Cleared, 2000 | 85 |
| Table 41 | Population Group, 2000 | 86 |
| Table 42 | Type of Weapon by Population Group, 2000 | 86 |

Section III—Federal Law Enforcement Officers Killed and Assaulted 87

| | | |
|----------|--|----|
| Table 43 | Number of Victims and Known Assailants by Department and Agency, 1999-2000 | 90 |
| Table 44 | Number Killed and Injured by Department and Agency, 2000 | 91 |
| Table 45 | Type of Weapon by Extent of Injury, 1996-2000 | 92 |
| Table 46 | Type of Weapon by Department, 1996-2000 | 93 |
| Table 47 | Type of Weapon by Department and Agency, 2000 | 94 |
| Table 48 | Type of Activity by Department and Agency, 2000 | 95 |
| Table 49 | Disposition of Known Assailants by Department and Agency, 2000 | 96 |
| Table 50 | Type of Weapon by Region, Geographic Division, and State, 2000 | 97 |

INTRODUCTION

This publication presents tables, charts, and narrative comments addressing the number of law enforcement officers killed and assaulted in the line of duty. The unit of count is the victim officer, not the number of incidents nor weapons employed. In tabulations pertaining to weapons used, personal weapons are considered to be any part of the body—hands, fists, feet, etc.—that can be employed as a weapon. Because of differences in data collection and reporting procedures, care must be taken when attempting any comparisons between the information presented about law enforcement officers killed and those assaulted. Furthermore, care should also be taken in any direct comparison between data in this publication and those in prior issues of *Law Enforcement Officers Killed and Assaulted* because statistics are updated annually.

SECTION I

Law Enforcement Officers Killed

Methodology

Section I contains statistics on felonious and accidental deaths of duly sworn local, state, and federal law enforcement officers meeting the following criteria: they are working in an official capacity, they have full arrest powers, they wear a badge (ordinarily), they carry a firearm (ordinarily), and they are paid from governmental funds set aside specifically for payment of sworn law enforcement representatives.

The Uniform Crime Reporting (UCR) Program receives data on officers' deaths from several sources. First, local and state law enforcement agencies participating in the UCR Program notify the national Program of duty-related deaths. Contributors submit preliminary data about any officer killed in the line of duty within their jurisdictions. In addition, FBI field divisions and legal attaché offices also report such incidents occurring in the United States and its territories, as well as those in which a United States law enforcement officer dies while assigned to duties in another country. Finally, the Bureau of Justice Assistance, administrator of the Public Safety Officers' Benefits Program, maintains contact throughout the year, supplying the national UCR Program with information regarding officers whose survivors have received benefits. This threefold reporting procedure ensures the validity and completeness of the data.

Once the national Program receives notification of a line-of-duty death, the staff send inquiries through FBI field divisions to the victim officer's employing agency to obtain additional details concerning the circumstances surrounding the incident. Additionally, the national staff furnish the agency with information concerning two federal programs that provide benefits to survivors of federal and nonfederal law enforcement officers killed in the line of duty. The national Program staff also obtain

pertinent criminal history data concerning the individuals identified in connection with felonious killings from the FBI's Interstate Identification Index.

Overview

During 2000, a total of 51 law enforcement officers fell victim to murder while performing their official duties. City police departments employed 27 of the fallen officers; county police and sheriffs' offices, 21 victims; and state agencies, 3 officers. Law enforcement agencies in 21 states and Puerto Rico lost officers through line-of-duty felonious killings. (See Table 1.) Fifty separate incidents, one of which occurred 43 years ago and another which occurred 23 years ago, claimed the lives of the 51 officers. Arrests or circumstances of exceptional means cleared 49 of these incidents.

The number of officers slain in 2000 increased 21.4 percent from the 42 officer fatalities of 1999. Five- and 10-year trends show the number of officers slain in 2000 was 16.4 percent lower than in 1996 and 28.2 percent lower than in 1991.

Victims

The data reported to the national Program about victim officers show that the average age of the 51 officers slain during 2000 was 38. Five fallen officers were under the age of 25, and 11 were between 25 and 30 years of age. Eighteen victims were aged 31 through 40, and 17 were over 40 years of age. Fifty of the officers who lost their lives in 2000 were male, and 1 was female. Thirty-nine of the officers slain were white, and 11 officers were black. Race was not reported for one victim. (See Table 24.)

On the average, victim officers in 2000 had 9 years of law enforcement experience. Twenty victim officers had served the law enforcement community more than 10 years, and 11 fallen officers had between 5 and 10 years of service. Additionally, 17 victims had 1 through 4 years of service, and 3 officers had less than 1 year of service.

Circumstances Surrounding Deaths

The data collected on the circumstances surrounding officers' deaths reveal that 13 officers were slain while conducting traffic pursuits/stops, 12 were killed during arrest situations, 10 were killed in ambush situations, and 8 were murdered upon responding to disturbance calls. Six officers were killed while investigating suspicious persons or circumstances, and 2 were slain while handling or transporting prisoners. Of the 12 officers slain during arrest situations in 2000, 2 officers were killed by burglary suspects, 2 by robbery suspects, 3 by suspects during drug-related situations, and 5 by assailants suspected of other crimes. (See Table 17.)

Types of Assignment

In 2000, the data reported to the national Program show that 39 of the 51 victims were assigned to vehicle patrol. Of those officers killed while on vehicle patrol, 31 were assigned to one-officer vehicles and 8 to two-officer vehicles. Seven of the 51 victims were performing detective duties or were on special assignment, and 5 officers were off duty but acting in an official capacity as law enforcement officers when they were killed. (See Table 20.)

From 1991 through 2000, most of the victim officers, 63.5 percent, were conducting vehicle patrols at the time of the felonious incidents that led to their death. In addition, 14.6 percent of the total victim officers were acting in an official capacity though off duty at the time of their fatal incidents. Data collected regarding the officers' assignments also reveal that during the 10-year period, 49.6 percent of the vehicle patrol officers were alone and unassisted when they were killed, 41.7 percent of the foot patrol officers were alone and unassisted, and 30.2 percent of the victim officers on other types of assignments were alone and unassisted. (See Table 21.)

Alleged Assailants

The data collected by the national UCR Program on alleged assailants reveal that a total of 65 suspects were identified in conjunction with the 50 separate incidents in which an officer was feloniously killed. Two offenders remain unidentified. Of the 65 identified suspects, 37 were under the age of 31. By gender, 63 were male and 2 were female. Race data, which were not reported for 2 suspects, indicate that 47 of the identified suspects were white, and 16 were black. (See Table 25.)

The criminal histories of the 65 identified suspects show that 52 had previous arrests; 20 of those arrests were for crimes of violence and 9 specifically for assaulting an officer or resisting arrest. Thirty of the identified suspects had prior convictions, and 20 had been apprehended for weapons violations. At the time of the killings, 12 of the identified suspects were on probation or parole. (See Table 25.)

In 2000, law enforcement agencies arrested 51 of the 65 identified suspects in conjunction with officers' felonious deaths. Victim officers justifiably killed 3 of their assailants, and persons other than the victim officers justifiably killed 6 suspects. Five subjects committed suicide after slaying the officers.

The time period for disposition data for known assailants lags 2 years behind current year's data in this publication due to sometimes lengthy court proceedings. For the 10-year period 1989 through 1998, the dispositions of the 910 persons identified in connection with officers' murders show that 720 suspects were arrested and charged, 178 died prior to their arrest, and 12 assailants remain fugitives. Further, of the 178 deceased assailants, 109 were justifiably killed, 63 committed suicide, 4 died under other circumstances, and 2 were murdered while at large. (See Table 26.)

The adjudication process determined that 500 of the 720 persons arrested and charged between 1989–1998 were guilty of murder. Of the 500 offenders found guilty of murder, 107 were sentenced to death, 236 received life imprisonment, 155 were given prison terms ranging from

18 months through 396 years, and 2 were placed on probation. Further, of these 720 arrestees, another 70 were found guilty of a lesser offense that was related to murder, and 39 were found guilty of a crime other than murder. Fifty-six arrestees were acquitted or had charges against them dismissed or nolle prossed, 24 have cases that remain pending or their dispositions are unknown at present, 16 have been committed to psychiatric institutions, and 10 died in custody before a final disposition was determined. Sentences remain indeterminate for 5 of the persons charged. (See Table 26.)

Weapons

Weapons data reported to the national Program reveal the following information. Assailants used firearms in 47 of the 51 officer killings in 2000, including the victim officer's service weapon in one instance. Of these firearms used, 33 were handguns, 10 were rifles, and 4 were shotguns. The most common handgun cartridge type used against officers was the 9 mm, which accounted for 8 of the handguns used in the officers' deaths. In addition to those killed by firearms, 3 officers were intentionally struck by vehicles, and 1 was slain with a knife. (See Tables 1 and 6.)

From 1991 through 2000, 601 or 93.3 percent of the 644 officers slain in the line of duty were killed by firearms, including 70.2 percent by handguns, 17.7 percent by rifles, and 5.4 percent by shotguns. Other weapons, i.e., knives or cutting instruments, blunt objects, etc., were used in 6.7 percent of officer deaths. (See Table 3.) Furthermore, during this 10-year period, 51 officers were slain with their own weapons, and 142 victim officers fired their service weapons. In addition, the weapons of 104 officers were stolen.

Among the 601 officers who died of gunshot wounds from 1991 to 2000, 50.4 percent were within 5 feet of their assailant at the time of the fatal attack. (See Table 7.) The data collected about location of the fatal wounds show that 48.4 percent of the firearm fatalities were a result of wounds to the head. Upper torso wounds claimed the lives of 45.6 percent of the victim officers, and wounds below the waist took the lives of 6.0 percent. (See Table 8.)

Body Armor

The data collected over the past 10 years show that 293 officers wearing body armor died from gunshot wounds—168 suffered gunshot wounds to the head, 109 to the upper torso, and 16 below the waist. (See Table 9.) Of 109 victim officers who died of upper torso gunshot wounds despite their body armor, 46 officers were killed as the result of bullets entering between the side panels or the armholes of the vests. Additionally, of these 109 officers, wounds above the vest area claimed the lives of 35 officers, and penetration by bullets that went through their vests caused the deaths of 20 officers. Eight officers died as a result of wounds in the abdominal or lower back area not protected by their vests. (See Table 10.)

During the years 1991–2000, 12 officers wearing body armor were killed by weapons other than firearms. Seven were intentionally struck by vehicles, 2 were beaten or strangled, 2 were stabbed, and 1 was struck on the head with a blunt object.

Places

By region, the data show that 32 of the 51 officer fatalities in 2000 occurred in the South. Thirteen officers were killed in the Midwest, and 4 officers were killed in the West. No officer fatalities occurred in the Northeast. Two officers were slain in Puerto Rico. (See Table 16.)

In the past 10 years, the South reported 281 officer fatalities; the West, 122; the Midwest, 118; and the Northeast, 70. Fifty-three law enforcement officers were killed in U.S. Territories.

Times

During the past decade, the data contributed by law enforcement agencies show that 59.1 percent of the felonious incidents resulting in officers' deaths occurred from 6:01 p.m.–6 a.m. The greatest number of officers were slain during the 6-hour period from 8:01 p.m.–2 a.m., and the fewest were killed during the 4-hour period from 4:01 a.m.–8 a.m. (See Table 12.)

From 1991–2000, more officers were slain on a Monday than on any other day of the week. The fewest number of fatalities occurred on a Tuesday. (See Table 13.) The monthly data for the same time frame show January and April as the months with the highest number of officer fatalities with 63 and 69, respectively. The fewest officers, 42, were murdered in November. (See Table 14.)

Accidental Deaths

According to reported data, 84 officers lost their lives in 2000 due to accidents while serving in their

official capacity. Automobile, motorcycle, and aircraft accidents claimed 55 law enforcement officers' lives, making vehicle accidents the greatest cause of accidental deaths. Fourteen officers were accidentally struck by vehicles. Three officers were accidental shooting victims, and 12 were killed in other types of accidents. (See Table 27.)

Regionally, 35 of the 84 accidental deaths occurred in the South. Twenty accidental deaths occurred in the Midwest, 15 in the West, 13 in the Northeast, and 1 in Puerto Rico. (See Table 32.)

**LAW
ENFORCEMENT
OFFICERS
FELONIOUSLY
KILLED
2000**

WEAPONS USED

Table 1

Law Enforcement Officers Feloniously Killed

Type of Weapon by State and Agency, 2000

| Agency by state | Total | Handgun | Rifle | Shotgun | Other |
|-----------------------|-----------|-----------|-----------|----------|----------|
| Total | 51 | 33 | 10 | 4 | 4 |
| ARIZONA | 1 | 1 | 0 | 0 | 0 |
| Flagstaff | 1 | 1 | 0 | 0 | 0 |
| ARKANSAS | 1 | 1 | 0 | 0 | 0 |
| Forrest City | 1 | 1 | 0 | 0 | 0 |
| CALIFORNIA | 2 | 1 | 1 | 0 | 0 |
| Long Beach | 1 | 0 | 1 | 0 | 0 |
| Vallejo | 1 | 1 | 0 | 0 | 0 |
| FLORIDA | 1 | 1 | 0 | 0 | 0 |
| Orlando | 1 | 1 | 0 | 0 | 0 |
| GEORGIA | 6 | 3 | 3 | 0 | 0 |
| Broxton | 1 | 0 | 1 | 0 | 0 |
| Camden County | 1 | 1 | 0 | 0 | 0 |
| Coffee County | 1 | 0 | 1 | 0 | 0 |
| DeKalb County Police | 1 | 1 | 0 | 0 | 0 |
| Doraville | 1 | 1 | 0 | 0 | 0 |
| Fulton County | 1 | 0 | 1 | 0 | 0 |
| ILLINOIS | 1 | 1 | 0 | 0 | 0 |
| Hampshire | 1 | 1 | 0 | 0 | 0 |
| INDIANA | 2 | 2 | 0 | 0 | 0 |
| Beech Grove | 1 | 1 | 0 | 0 | 0 |
| Oakland City | 1 | 1 | 0 | 0 | 0 |
| KANSAS | 1 | 1 | 0 | 0 | 0 |
| Brown County | 1 | 1 | 0 | 0 | 0 |
| LOUISIANA | 3 | 2 | 1 | 0 | 0 |
| East Feliciana Parish | 1 | 1 | 0 | 0 | 0 |
| Jennings | 1 | 1 | 0 | 0 | 0 |
| Vermilion Parish | 1 | 0 | 1 | 0 | 0 |

Table 1

Law Enforcement Officers Feloniously Killed

State and Agency by Type of Weapon, 2000–Continued

| Agency by state | Total | Handgun | Rifle | Shotgun | Other |
|------------------------------|-----------|---------|-------|---------|-------------|
| MARYLAND | 3 | 1 | 1 | 0 | 1 |
| Baltimore | 1 | 0 | 0 | 0 | (vehicle) 1 |
| Baltimore County Police | 1 | 0 | 1 | 0 | 0 |
| State Police, Pikesville | 1 | 1 | 0 | 0 | 0 |
| MICHIGAN | 2 | 2 | 0 | 0 | 0 |
| Detroit | 1 | 1 | 0 | 0 | 0 |
| Warren | 1 | 1 | 0 | 0 | 0 |
| MINNESOTA | 1 | 1 | 0 | 0 | 0 |
| Minneapolis | 1 | 1 | 0 | 0 | 0 |
| MISSOURI | 3 | 2 | 0 | 1 | 0 |
| Randolph County | 1 | 1 | 0 | 0 | 0 |
| St. Louis County Police | 1 | 0 | 0 | 1 | 0 |
| St. Louis Metropolitan | 1 | 1 | 0 | 0 | 0 |
| NORTH CAROLINA | 2 | 1 | 1 | 0 | 0 |
| Davidson County | 1 | 0 | 1 | 0 | 0 |
| Rich Square | 1 | 1 | 0 | 0 | 0 |
| OHIO | 2 | 1 | 0 | 0 | 1 |
| Cincinnati | 1 | 0 | 0 | 0 | (vehicle) 1 |
| Cleveland | 1 | 1 | 0 | 0 | 0 |
| SOUTH CAROLINA | 2 | 2 | 0 | 0 | 0 |
| Highway Patrol, Greenville | 1 | 1 | 0 | 0 | 0 |
| Horry County Police | 1 | 1 | 0 | 0 | 0 |
| TENNESSEE | 3 | 1 | 1 | 1 | 0 |
| Hawkins County | 1 | 0 | 1 | 0 | 0 |
| Hohenwald | 1 | 1 | 0 | 0 | 0 |
| Shelby County | 1 | 0 | 0 | 1 | 0 |
| TEXAS | 10 | 5 | 2 | 1 | 2 |
| Austin Parks | 1 | 1 | 0 | 0 | 0 |
| Department of Public Safety, | | | | | |
| San Marcos | 1 | 0 | 1 | 0 | 0 |
| Gonzales County | 1 | 1 | 0 | 0 | 0 |

Table 1

Law Enforcement Officers Feloniously Killed

State and Agency by Type of Weapon, 2000–Continued

| Agency by state | Total | Handgun | Rifle | Shotgun | Other |
|-------------------------|----------|---------|-------|---------|-------------|
| TEXAS—Continued | | | | | |
| Harris County | 3 | 1 | 0 | 1 | (vehicle) 1 |
| Irving | 1 | 1 | 0 | 0 | 0 |
| San Antonio | 1 | 1 | 0 | 0 | 0 |
| Ward County | 1 | 0 | 0 | 0 | (knife) 1 |
| Whitewright | 1 | 0 | 1 | 0 | 0 |
| WASHINGTON | 1 | 0 | 0 | 1 | 0 |
| Clallam County | 1 | 0 | 0 | 1 | 0 |
| WEST VIRGINIA | 1 | 1 | 0 | 0 | 0 |
| Nicholas County | 1 | 1 | 0 | 0 | 0 |
| WISCONSIN | 1 | 1 | 0 | 0 | 0 |
| Crandon | 1 | 1 | 0 | 0 | 0 |
| U.S. TERRITORIES | 2 | 2 | 0 | 0 | 0 |
| Puerto Rico: | | | | | |
| Toa Baja | 1 | 1 | 0 | 0 | 0 |
| Villalba | 1 | 1 | 0 | 0 | 0 |

Table 2

Law Enforcement Officers Feloniously Killed

Region by Type of Weapon, 2000

| Type of weapon | Total | Northeast | Midwest | South | West | U.S. Territories |
|-----------------------------|-----------|-----------|-----------|-----------|----------|---------------------|
| Total | 51 | 0 | 13 | 32 | 4 | 2 |
| Handgun | 33 | 0 | 11 | 18 | 2 | 2 |
| Rifle | 10 | 0 | 0 | 9 | 1 | 0 |
| Shotgun | 4 | 0 | 1 | 2 | 1 | 0 |
| Total firearms | 47 | 0 | 12 | 29 | 4 | 2 |
| Knife or cutting instrument | 1 | 0 | 0 | 1 | 0 | 0 |
| Bomb | 0 | 0 | 0 | 0 | 0 | 0 |
| Personal weapons | 0 | 0 | 0 | 0 | 0 | 0 |
| Other | 3 | 0 | 1 | 2 | 0 | 0 |

Table 3

Law Enforcement Officers Feloniously Killed

Region by Type of Weapon, 1991–2000

| Type of weapon | Total | Northeast | Midwest | South | West | U.S. Territories |
|-----------------------------|------------|-----------|------------|------------|------------|---------------------|
| Total | 644 | 70 | 118 | 281 | 122 | 53 |
| Handgun | 452 | 54 | 79 | 192 | 77 | 50 |
| Rifle | 114 | 6 | 24 | 47 | 34 | 3 |
| Shotgun | 35 | 4 | 5 | 20 | 6 | 0 |
| Total firearms | 601 | 64 | 108 | 259 | 117 | 53 |
| Knife or cutting instrument | 8 | 2 | 1 | 3 | 2 | 0 |
| Bomb | 11 | 1 | 0 | 10 | 0 | 0 |
| Personal weapons | 3 | 0 | 1 | 0 | 2 | 0 |
| Other | 21 | 3 | 8 | 9 | 1 | 0 |

Table 4

Law Enforcement Officers Feloniously Killed

Type of Weapon, 1991–2000

| Year | Total | Handgun | Rifle | Shotgun | Total firearms | Knife or cutting instrument | Bomb | Personal weapons | Other |
|--------------|------------|------------|------------|-----------|----------------|-----------------------------|-----------|------------------|-----------|
| Total | 644 | 452 | 114 | 35 | 601 | 8 | 11 | 3 | 21 |
| 1991 | 71 | 50 | 14 | 4 | 68 | 0 | 1 | 0 | 2 |
| 1992 | 64 | 44 | 9 | 2 | 55 | 1 | 1 | 1 | 6 |
| 1993 | 70 | 51 | 13 | 3 | 67 | 0 | 0 | 0 | 3 |
| 1994 | 79 | 66 | 8 | 4 | 78 | 0 | 0 | 0 | 1 |
| 1995 | 74 | 43 | 14 | 5 | 62 | 2 | 8 | 0 | 2 |
| 1996 | 61 | 50 | 6 | 1 | 57 | 1 | 0 | 1 | 2 |
| 1997 | 71 | 50 | 12 | 6 | 68 | 2 | 0 | 1 | 0 |
| 1998 | 61 | 40 | 17 | 1 | 58 | 1 | 1 | 0 | 1 |
| 1999 | 42 | 25 | 11 | 5 | 41 | 0 | 0 | 0 | 1 |
| 2000 | 51 | 33 | 10 | 4 | 47 | 1 | 0 | 0 | 3 |

Table 5

Law Enforcement Officers Feloniously Killed by Firearms

Slain With Own Weapon, 1991–2000

| Year | Total slain with firearms | Slain with own Weapon |
|--------------|---------------------------|-----------------------|
| Total | 601 | 51 |
| 1991 | 68 | 8 |
| 1992 | 55 | 4 |
| 1993 | 67 | 5 |
| 1994 | 78 | 6 |
| 1995 | 62 | 6 |
| 1996 | 57 | 4 |
| 1997 | 68 | 6 |
| 1998 | 58 | 6 |
| 1999 | 41 | 5 |
| 2000 | 47 | 1 |

Table 6

Law Enforcement Officers Feloniously Killed by FirearmsNumber Slain With Own Weapon and Number Wearing Body Armor
by Type of Firearm and Size of Ammunition, 2000

| Type of firearm Size of ammunition | Total slain with firearms | Slain while wearing body armor | Slain with own weapon |
|---------------------------------------|------------------------------|--------------------------------------|--------------------------|
| Total | 47 | 29 | 1 |
| Handgun | 33 | 19 | 1 |
| .22 Caliber | 4 | 2 | 0 |
| .25 Caliber | 1 | 1 | 0 |
| .32 Caliber | 1 | 0 | 0 |
| .357 Magnum | 1 | 1 | 0 |
| .38 Caliber | 4 | 1 | 0 |
| .380 Caliber | 3 | 1 | 0 |
| .40 Caliber | 5 | 5 | 1 |
| .44 Magnum | 1 | 1 | 0 |
| .45 Caliber | 4 | 2 | 0 |
| 9 Millimeter | 8 | 4 | 0 |
| Size not reported | 1 | 1 | 0 |
| Rifle | 10 | 6 | 0 |
| .223 Caliber | 3 | 3 | 0 |
| .270 Caliber | 1 | 0 | 0 |
| .30 Caliber | 2 | 1 | 0 |
| .30-30 Caliber | 3 | 1 | 0 |
| 7.62x39 Millimeter | 1 | 1 | 0 |
| Shotgun | 4 | 4 | 0 |
| 12 Gauge | 3 | 3 | 0 |
| 20 Gauge | 1 | 1 | 0 |

Table 7

Law Enforcement Officers Feloniously Killed by Firearms

Distance Between Victim Officer and Offender, 1991–2000

| Distance in feet | Total | 1991 | 1992 | 1993 | 1994 | 1995 | 1996 | 1997 | 1998 | 1999 | 2000 |
|-----------------------|------------|-----------|-----------|-----------|-----------|-----------|-----------|-----------|-----------|-----------|-----------|
| Total | 601 | 68 | 55 | 67 | 78 | 62 | 57 | 68 | 58 | 41 | 47 |
| 0 - 5 | 303 | 34 | 28 | 33 | 43 | 28 | 31 | 36 | 26 | 19 | 25 |
| 6 - 10 | 121 | 9 | 14 | 14 | 21 | 16 | 14 | 11 | 7 | 9 | 6 |
| 11 - 20 | 70 | 13 | 6 | 7 | 7 | 6 | 6 | 9 | 8 | 4 | 4 |
| 21 - 50 | 52 | 6 | 4 | 6 | 4 | 7 | 3 | 7 | 8 | 3 | 4 |
| Over 50 | 49 | 6 | 3 | 7 | 3 | 5 | 3 | 5 | 7 | 5 | 5 |
| Distance not reported | 6 | 0 | 0 | 0 | 0 | 0 | 0 | 0 | 2 | 1 | 3 |

Table 8

Law Enforcement Officers Feloniously Killed by Firearms

Location of Fatal Firearm Wounds, 1991–2000

| Point of entry | Total | 1991 | 1992 | 1993 | 1994 | 1995 | 1996 | 1997 | 1998 | 1999 | 2000 |
|-------------------|------------|-----------|-----------|-----------|-----------|-----------|-----------|-----------|-----------|-----------|-----------|
| Total | 601 | 68 | 55 | 67 | 78 | 62 | 57 | 68 | 58 | 41 | 47 |
| Front head | 202 | 26 | 14 | 28 | 22 | 18 | 15 | 22 | 17 | 18 | 22 |
| Rear head | 89 | 10 | 11 | 6 | 12 | 10 | 12 | 9 | 11 | 6 | 2 |
| Front upper torso | 229 | 23 | 18 | 20 | 35 | 23 | 23 | 30 | 23 | 13 | 21 |
| Rear upper torso | 45 | 5 | 8 | 5 | 4 | 5 | 3 | 6 | 3 | 4 | 2 |
| Front below waist | 27 | 3 | 4 | 6 | 4 | 5 | 2 | 1 | 2 | 0 | 0 |
| Rear below waist | 9 | 1 | 0 | 2 | 1 | 1 | 2 | 0 | 2 | 0 | 0 |

Table 9

Law Enforcement Officers Feloniously Killed by Firearms

Location of Fatal Firearm Wounds While Wearing Body Armor, 1991–2000

| Point of entry | Total | 1991 | 1992 | 1993 | 1994 | 1995 | 1996 | 1997 | 1998 | 1999 | 2000 |
|----------------------------------|------------|-----------|-----------|-----------|-----------|-----------|-----------|-----------|-----------|-----------|-----------|
| Total slain with firearms | 601 | 68 | 55 | 67 | 78 | 62 | 57 | 68 | 58 | 41 | 47 |
| Total wearing body armor | 293 | 24 | 17 | 37 | 35 | 32 | 31 | 27 | 34 | 27 | 29 |
| Head wounds | 291 | 36 | 25 | 34 | 34 | 28 | 27 | 31 | 28 | 24 | 24 |
| Wearing body armor | 168 | 13 | 11 | 22 | 22 | 20 | 19 | 10 | 16 | 16 | 19 |
| Upper torso wounds | 274 | 28 | 26 | 25 | 39 | 28 | 26 | 36 | 26 | 17 | 23 |
| Wearing body armor | 109 | 9 | 5 | 11 | 11 | 10 | 12 | 16 | 14 | 11 | 10 |
| Below waist wounds | 36 | 4 | 4 | 8 | 5 | 6 | 4 | 1 | 4 | 0 | 0 |
| Wearing body armor | 16 | 2 | 1 | 4 | 2 | 2 | 0 | 1 | 4 | 0 | 0 |

Table 10

Law Enforcement Officers Feloniously Killed by Firearms

Wounds in Upper Torso While Wearing Body Armor, 1991-2000

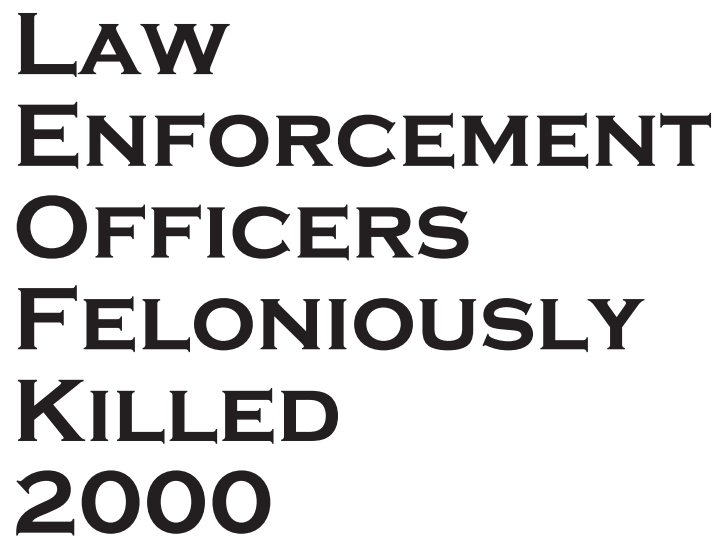
| Point of entry | Total | 1991 | 1992 | 1993 | 1994 | 1995 | 1996 | 1997 | 1998 | 1999 | 2000 |
|---|------------|----------|----------|-----------|-----------|-----------|-----------|-----------|-----------|-----------|-----------|
| Total | 109 | 9 | 5 | 11 | 11 | 10 | 12 | 16 | 14 | 11 | 10 |
| Entered between side panels of vest | 21 | 3 | 1 | 3 | 4 | 2 | 4 | 2 | 1 | 0 | 1 |
| Entered through armhole or shoulder area of vest | 25 | 1 | 1 | 2 | 2 | 3 | 2 | 2 | 1 | 6 | 5 |
| Entered above vest (front or back of neck, collarbone area) | 35 | 2 | 1 | 2 | 4 | 2 | 4 | 9 | 6 | 2 | 3 |
| Entered below vest (abdominal or lower back area) | 8 | 1 | 0 | 1 | 0 | 1 | 1 | 0 | 3 | 0 | 1 |
| Penetrated vest | 20 | 2 | 2 | 3 | 1 | 2 | 1 | 3 | 3 | 3 | 0 |

Table 11

Law Enforcement Officers Feloniously Killed by Firearms

Type of Firearm and Size of Ammunition that Penetrated Body Armor, 1991-2000

| Type of firearm Size of ammunition | Total | 1991 | 1992 | 1993 | 1994 | 1995 | 1996 | 1997 | 1998 | 1999 | 2000 |
|---------------------------------------|-----------|----------|----------|----------|----------|----------|----------|----------|----------|----------|----------|
| Total | 20 | 2 | 2 | 3 | 1 | 2 | 1 | 3 | 3 | 3 | 0 |
| Rifle | | | | | | | | | | | |
| .223 Caliber | 5 | 0 | 1 | 2 | 1 | 0 | 0 | 1 | 0 | 0 | 0 |
| .30 Caliber | 4 | 1 | 1 | 0 | 0 | 0 | 0 | 1 | 1 | 0 | 0 |
| .30-06 Caliber | 1 | 1 | 0 | 0 | 0 | 0 | 0 | 0 | 0 | 0 | 0 |
| .30-30 Caliber | 2 | 0 | 0 | 1 | 0 | 0 | 1 | 0 | 0 | 0 | 0 |
| 7.62x39 Millimeter | 8 | 0 | 0 | 0 | 0 | 2 | 0 | 1 | 2 | 3 | 0 |



**LAW
ENFORCEMENT
OFFICERS
FELONIOUSLY
KILLED
2000**



TIMES AND PLACES

Table 12

Law Enforcement Officers Feloniously Killed

Time of Day, 1991-2000

| Time | Total | 1991 | 1992 | 1993 | 1994 | 1995 | 1996 | 1997 | 1998 | 1999 | 2000 |
|-------------------|------------|-----------|-----------|-----------|-----------|-----------|-----------|-----------|-----------|-----------|-----------|
| Total | 644 | 71 | 64 | 70 | 79 | 74 | 61 | 71 | 61 | 42 | 51 |
| A.M. | | | | | | | | | | | |
| 12:01- 2 | 87 | 13 | 7 | 13 | 9 | 9 | 7 | 7 | 7 | 5 | 10 |
| 2:01- 4 | 52 | 12 | 6 | 5 | 8 | 5 | 5 | 5 | 2 | 2 | 2 |
| 4:01- 6 | 28 | 5 | 0 | 2 | 7 | 6 | 0 | 6 | 0 | 1 | 1 |
| 6:01- 8 | 22 | 0 | 4 | 0 | 3 | 3 | 3 | 1 | 6 | 1 | 1 |
| 8:01- 10 | 47 | 2 | 7 | 6 | 5 | 11 | 4 | 4 | 5 | 3 | 0 |
| 10:01 - Noon | 39 | 3 | 4 | 3 | 8 | 2 | 3 | 3 | 5 | 4 | 4 |
| P.M. | | | | | | | | | | | |
| 12:01- 2 | 54 | 6 | 5 | 5 | 3 | 2 | 5 | 14 | 5 | 3 | 6 |
| 2:01 - 4 | 51 | 3 | 2 | 4 | 8 | 7 | 3 | 6 | 6 | 5 | 7 |
| 4:01 - 6 | 49 | 7 | 4 | 3 | 6 | 4 | 7 | 5 | 4 | 5 | 4 |
| 6:01 - 8 | 37 | 4 | 3 | 4 | 9 | 2 | 4 | 2 | 2 | 2 | 5 |
| 8:01 - 10 | 87 | 8 | 10 | 8 | 7 | 11 | 10 | 8 | 10 | 8 | 7 |
| 10:01 - Midnight | 88 | 8 | 12 | 17 | 6 | 12 | 7 | 10 | 9 | 3 | 4 |
| Time not reported | 3 | 0 | 0 | 0 | 0 | 0 | 3 | 0 | 0 | 0 | 0 |

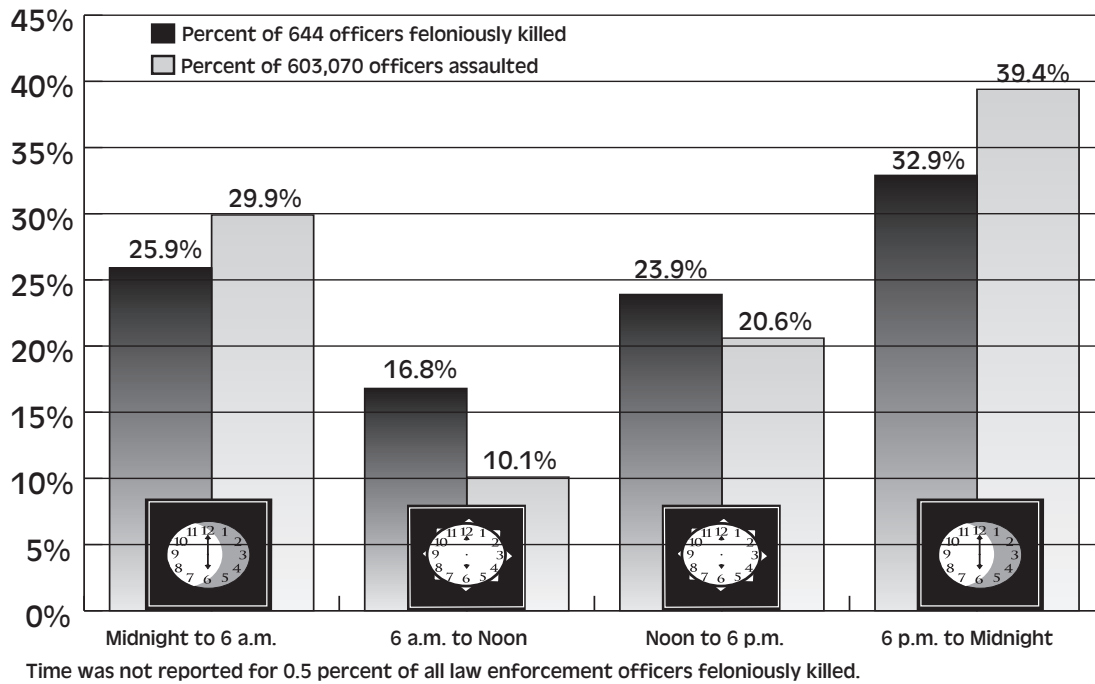


Figure 1. Law Enforcement Officers Feloniously Killed and Assaulted Time of Day, 1991-2000

Table 13

Law Enforcement Officers Feloniously Killed

Day of Week, 1991-2000

| Day | Total | 1991 | 1992 | 1993 | 1994 | 1995 | 1996 | 1997 | 1998 | 1999 | 2000 |
|--------------|------------|-----------|-----------|-----------|-----------|-----------|-----------|-----------|-----------|-----------|-----------|
| Total | 644 | 71 | 64 | 70 | 79 | 74 | 61 | 71 | 61 | 42 | 51 |
| Sunday | 74 | 16 | 4 | 10 | 8 | 7 | 5 | 9 | 5 | 4 | 6 |
| Monday | 86 | 11 | 11 | 7 | 11 | 11 | 7 | 6 | 7 | 3 | 12 |
| Tuesday | 90 | 9 | 5 | 8 | 18 | 12 | 7 | 7 | 16 | 6 | 2 |
| Wednesday | 108 | 11 | 12 | 14 | 10 | 17 | 6 | 15 | 11 | 5 | 7 |
| Thursday | 88 | 7 | 7 | 13 | 7 | 10 | 12 | 11 | 7 | 7 | 7 |
| Friday | 113 | 7 | 15 | 10 | 18 | 9 | 12 | 13 | 10 | 9 | 10 |
| Saturday | 85 | 10 | 10 | 8 | 7 | 8 | 12 | 10 | 5 | 8 | 7 |

Table 14

Law Enforcement Officers Feloniously Killed

Month, 1991-2000

| Month | Total | 1991 | 1992 | 1993 | 1994 | 1995 | 1996 | 1997 | 1998 | 1999 | 2000 |
|--------------|------------|-----------|-----------|-----------|-----------|-----------|-----------|-----------|-----------|-----------|-----------|
| Total | 644 | 71 | 64 | 70 | 79 | 74 | 61 | 71 | 61 | 42 | 51 |
| January | 63 | 12 | 4 | 3 | 6 | 4 | 11 | 6 | 9 | 4 | 4 |
| February | 52 | 6 | 4 | 12 | 9 | 3 | 3 | 8 | 1 | 3 | 3 |
| March | 53 | 5 | 5 | 6 | 4 | 5 | 7 | 6 | 3 | 6 | 6 |
| April | 69 | 12 | 6 | 4 | 5 | 20 | 1 | 9 | 4 | 5 | 3 |
| May | 50 | 3 | 6 | 4 | 5 | 7 | 6 | 5 | 9 | 3 | 2 |
| June | 44 | 6 | 3 | 6 | 8 | 2 | 2 | 1 | 7 | 3 | 6 |
| July | 48 | 3 | 4 | 6 | 2 | 5 | 9 | 4 | 7 | 3 | 5 |
| August | 55 | 4 | 6 | 6 | 8 | 9 | 2 | 9 | 6 | 1 | 4 |
| September | 54 | 6 | 9 | 0 | 10 | 6 | 7 | 7 | 4 | 1 | 4 |
| October | 61 | 3 | 4 | 10 | 5 | 7 | 7 | 8 | 2 | 9 | 6 |
| November | 42 | 5 | 7 | 4 | 9 | 3 | 2 | 4 | 5 | 1 | 2 |
| December | 53 | 6 | 6 | 9 | 8 | 3 | 4 | 4 | 4 | 3 | 6 |

Table 15

Law Enforcement Officers Feloniously Killed

Type of Assignment by Population Group, 2000

| Population group of victim officer's agency | Total | 2-Officer vehicle | 1-Officer vehicle | | Foot patrol | | Other ¹ | | Off duty |
|--|-----------|----------------------|----------------------|-----------|-------------|----------|--------------------|----------|----------|
| | | | Alone | Assisted | Alone | Assisted | Alone | Assisted | |
| Total | 51 | 8 | 19 | 12 | 0 | 0 | 2 | 5 | 5 |
| Group I (cities 250,000 and over) | 8 | 3 | 2 | 2 | 0 | 0 | 0 | 0 | 1 |
| Group II (cities 100,000 - 249,999) | 4 | 0 | 0 | 3 | 0 | 0 | 0 | 1 | 0 |
| Group III (cities 50,000 - 99,999) | 1 | 0 | 1 | 0 | 0 | 0 | 0 | 0 | 0 |
| Group IV (cities 25,000 - 49,999) | 0 | 0 | 0 | 0 | 0 | 0 | 0 | 0 | 0 |
| Group V (cities 10,000 - 24,999) | 3 | 1 | 0 | 1 | 0 | 0 | 0 | 0 | 1 |
| Group VI (cities under 10,000) | 9 | 1 | 5 | 2 | 0 | 0 | 1 | 0 | 0 |
| Suburban counties | 11 | 2 | 4 | 2 | 0 | 0 | 0 | 1 | 2 |
| Rural counties | 10 | 0 | 5 | 2 | 0 | 0 | 1 | 2 | 0 |
| State agencies | 3 | 0 | 2 | 0 | 0 | 0 | 0 | 1 | 0 |
| Federal agencies | 0 | 0 | 0 | 0 | 0 | 0 | 0 | 0 | 0 |
| U.S. Territories | 2 | 1 | 0 | 0 | 0 | 0 | 0 | 0 | 1 |

¹Includes detectives, officers on special assignments, undercover officers, and officers on other types of assignments that are not listed.

- Percent of total U.S. population
- Percent of all law enforcement officers employed
- Percent of all law enforcement officers feloniously killed²

¹Due to rounding, the percentages may not add to 100.0.

²U.S. Territories (Puerto Rico) accounted for 3.9% of law enforcement officers feloniously killed. Population and officer employee data are not available for U.S. Territories.

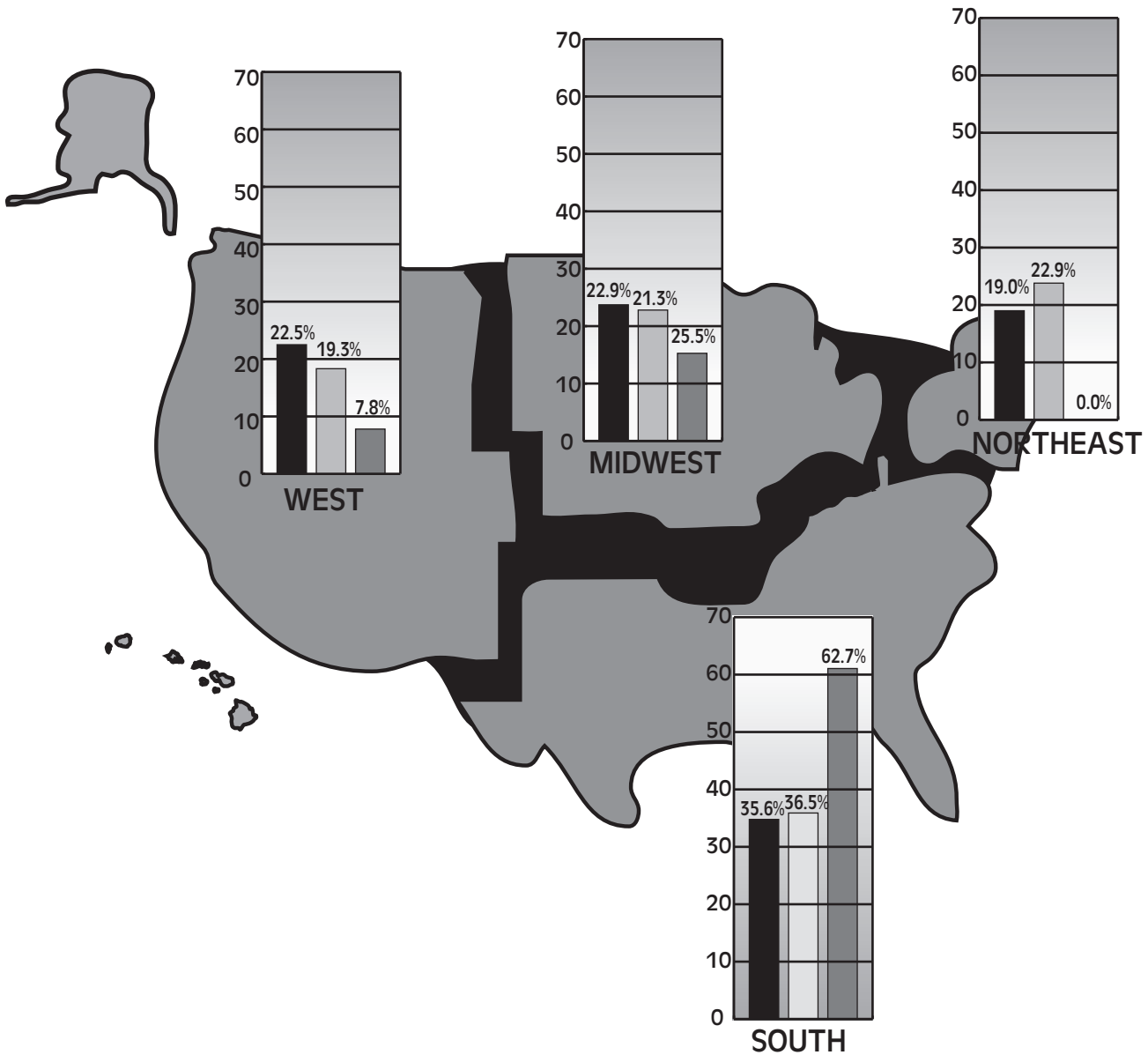


Figure 2. Law Enforcement Officers Feloniously Killed Percent Distribution¹ by Region, 2000

Table 16

Law Enforcement Officers Feloniously Killed

Region, Geographic Division, and State, 1991-2000

| Area | Total | 1991 | 1992 | 1993 | 1994 | 1995 | 1996 | 1997 | 1998 | 1999 | 2000 |
|---------------------------|------------|-----------|-----------|-----------|-----------|-----------|-----------|-----------|-----------|-----------|-----------|
| Total | 644 | 71 | 64 | 70 | 79 | 74 | 61 | 71 | 61 | 42 | 51 |
| NORTHEAST | 70 | 7 | 8 | 9 | 12 | 8 | 10 | 8 | 3 | 5 | 0 |
| New England | 16 | 2 | 1 | 1 | 6 | 1 | 0 | 3 | 0 | 2 | 0 |
| Connecticut | 3 | 1 | 1 | 0 | 0 | 0 | 0 | 0 | 0 | 1 | 0 |
| Maine | 0 | 0 | 0 | 0 | 0 | 0 | 0 | 0 | 0 | 0 | 0 |
| Massachusetts | 8 | 1 | 0 | 1 | 4 | 1 | 0 | 0 | 0 | 1 | 0 |
| New Hampshire | 4 | 0 | 0 | 0 | 1 | 0 | 0 | 3 | 0 | 0 | 0 |
| Rhode Island | 1 | 0 | 0 | 0 | 1 | 0 | 0 | 0 | 0 | 0 | 0 |
| Vermont | 0 | 0 | 0 | 0 | 0 | 0 | 0 | 0 | 0 | 0 | 0 |
| Middle Atlantic | 54 | 5 | 7 | 8 | 6 | 7 | 10 | 5 | 3 | 3 | 0 |
| New Jersey | 10 | 0 | 0 | 1 | 2 | 3 | 0 | 2 | 0 | 2 | 0 |
| New York | 27 | 3 | 4 | 3 | 3 | 2 | 6 | 3 | 3 | 0 | 0 |
| Pennsylvania | 17 | 2 | 3 | 4 | 1 | 2 | 4 | 0 | 0 | 1 | 0 |
| MIDWEST | 118 | 20 | 8 | 11 | 16 | 8 | 15 | 11 | 10 | 6 | 13 |
| East North Central | 80 | 12 | 5 | 8 | 11 | 5 | 10 | 9 | 8 | 4 | 8 |
| Illinois | 18 | 2 | 5 | 1 | 1 | 2 | 2 | 1 | 1 | 2 | 1 |
| Indiana | 15 | 1 | 0 | 4 | 1 | 0 | 0 | 4 | 2 | 1 | 2 |
| Michigan | 17 | 6 | 0 | 1 | 3 | 1 | 1 | 0 | 2 | 1 | 2 |
| Ohio | 18 | 1 | 0 | 2 | 2 | 1 | 5 | 4 | 1 | 0 | 2 |
| Wisconsin | 12 | 2 | 0 | 0 | 4 | 1 | 2 | 0 | 2 | 0 | 1 |
| West North Central | 38 | 8 | 3 | 3 | 5 | 3 | 5 | 2 | 2 | 2 | 5 |
| Iowa | 0 | 0 | 0 | 0 | 0 | 0 | 0 | 0 | 0 | 0 | 0 |
| Kansas | 8 | 1 | 0 | 0 | 0 | 2 | 1 | 1 | 1 | 1 | 1 |
| Minnesota | 10 | 2 | 1 | 1 | 2 | 0 | 2 | 1 | 0 | 0 | 1 |
| Missouri | 16 | 5 | 2 | 0 | 3 | 0 | 1 | 0 | 1 | 1 | 3 |
| Nebraska | 2 | 0 | 0 | 1 | 0 | 1 | 0 | 0 | 0 | 0 | 0 |
| North Dakota | 2 | 0 | 0 | 1 | 0 | 0 | 1 | 0 | 0 | 0 | 0 |
| South Dakota | 0 | 0 | 0 | 0 | 0 | 0 | 0 | 0 | 0 | 0 | 0 |
| SOUTH | 281 | 29 | 28 | 31 | 24 | 32 | 24 | 32 | 29 | 20 | 32 |
| South Atlantic | 130 | 12 | 14 | 14 | 14 | 10 | 11 | 14 | 16 | 10 | 15 |
| Delaware | 0 | 0 | 0 | 0 | 0 | 0 | 0 | 0 | 0 | 0 | 0 |
| District of Columbia | 12 | 0 | 0 | 2 | 3 | 2 | 0 | 3 | 2 | 0 | 0 |
| Florida | 21 | 2 | 3 | 3 | 0 | 2 | 4 | 1 | 5 | 0 | 1 |
| Georgia | 30 | 4 | 2 | 1 | 3 | 2 | 3 | 2 | 2 | 5 | 6 |
| Maryland | 9 | 0 | 2 | 1 | 0 | 2 | 0 | 1 | 0 | 0 | 3 |

Table 16

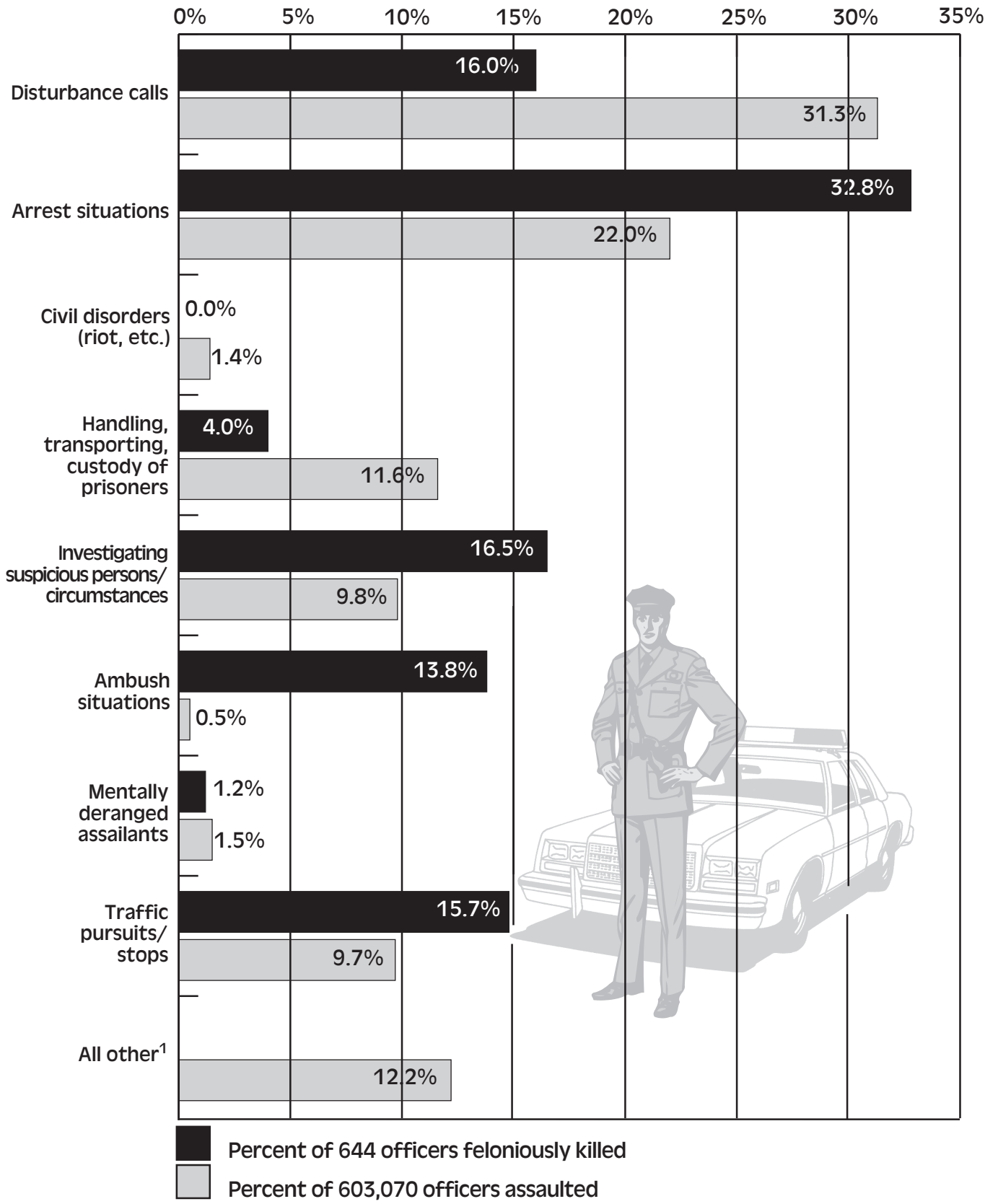
Law Enforcement Officers Feloniously Killed

Region, Geographic Division, and State, 1991-2000—Continued

| Area | Total | 1991 | 1992 | 1993 | 1994 | 1995 | 1996 | 1997 | 1998 | 1999 | 2000 |
|---------------------------------|------------|----------|-----------|-----------|-----------|-----------|----------|-----------|-----------|-----------|----------|
| South Atlantic—Continued | | | | | | | | | | | |
| North Carolina | 29 | 4 | 3 | 4 | 2 | 2 | 2 | 5 | 2 | 3 | 2 |
| South Carolina | 16 | 2 | 4 | 1 | 1 | 0 | 2 | 2 | 1 | 1 | 2 |
| Virginia | 10 | 0 | 0 | 1 | 5 | 0 | 0 | 0 | 3 | 1 | 0 |
| West Virginia | 3 | 0 | 0 | 1 | 0 | 0 | 0 | 0 | 1 | 0 | 1 |
| East South Central | | | | | | | | | | | |
| | 55 | 5 | 7 | 3 | 7 | 6 | 3 | 11 | 7 | 3 | 3 |
| Alabama | 12 | 0 | 1 | 1 | 3 | 2 | 1 | 2 | 2 | 0 | 0 |
| Kentucky | 10 | 1 | 4 | 1 | 0 | 0 | 0 | 1 | 2 | 1 | 0 |
| Mississippi | 17 | 1 | 2 | 1 | 3 | 1 | 0 | 5 | 3 | 1 | 0 |
| Tennessee | 16 | 3 | 0 | 0 | 1 | 3 | 2 | 3 | 0 | 1 | 3 |
| West South Central | | | | | | | | | | | |
| | 96 | 12 | 7 | 14 | 3 | 16 | 10 | 7 | 6 | 7 | 14 |
| Arkansas | 12 | 2 | 1 | 0 | 0 | 3 | 1 | 3 | 1 | 0 | 1 |
| Louisiana | 16 | 0 | 3 | 2 | 0 | 3 | 4 | 1 | 0 | 0 | 3 |
| Oklahoma | 12 | 0 | 0 | 1 | 0 | 8 | 1 | 0 | 0 | 2 | 0 |
| Texas | 56 | 10 | 3 | 11 | 3 | 2 | 4 | 3 | 5 | 5 | 10 |
| WEST | 122 | 7 | 13 | 11 | 18 | 23 | 6 | 15 | 14 | 11 | 4 |
| Mountain | | | | | | | | | | | |
| | 45 | 4 | 4 | 3 | 8 | 11 | 1 | 5 | 4 | 4 | 1 |
| Arizona | 17 | 2 | 1 | 1 | 1 | 5 | 1 | 1 | 1 | 3 | 1 |
| Colorado | 9 | 0 | 2 | 0 | 2 | 3 | 0 | 1 | 1 | 0 | 0 |
| Idaho | 4 | 0 | 1 | 0 | 1 | 0 | 0 | 1 | 1 | 0 | 0 |
| Montana | 1 | 0 | 0 | 0 | 1 | 0 | 0 | 0 | 0 | 0 | 0 |
| Nevada | 5 | 0 | 0 | 1 | 0 | 2 | 0 | 1 | 1 | 0 | 0 |
| New Mexico | 6 | 2 | 0 | 0 | 2 | 0 | 0 | 1 | 0 | 1 | 0 |
| Utah | 2 | 0 | 0 | 1 | 1 | 0 | 0 | 0 | 0 | 0 | 0 |
| Wyoming | 1 | 0 | 0 | 0 | 0 | 1 | 0 | 0 | 0 | 0 | 0 |
| Pacific | | | | | | | | | | | |
| | 77 | 3 | 9 | 8 | 10 | 12 | 5 | 10 | 10 | 7 | 3 |
| Alaska | 5 | 0 | 1 | 0 | 0 | 0 | 1 | 1 | 1 | 1 | 0 |
| California | 60 | 3 | 6 | 8 | 8 | 11 | 4 | 7 | 7 | 4 | 2 |
| Hawaii | 1 | 0 | 0 | 0 | 0 | 0 | 0 | 0 | 0 | 1 | 0 |
| Oregon | 4 | 0 | 2 | 0 | 0 | 0 | 0 | 1 | 1 | 0 | 0 |
| Washington | 7 | 0 | 0 | 0 | 2 | 1 | 0 | 1 | 1 | 1 | 1 |
| U.S. TERRITORIES | 53 | 8 | 7 | 8 | 9 | 3 | 6 | 5 | 5 | 0 | 2 |
| American Samoa | 0 | 0 | 0 | 0 | 0 | 0 | 0 | 0 | 0 | 0 | 0 |
| Guam | 0 | 0 | 0 | 0 | 0 | 0 | 0 | 0 | 0 | 0 | 0 |
| Mariana Islands | 1 | 0 | 0 | 0 | 0 | 1 | 0 | 0 | 0 | 0 | 0 |
| Puerto Rico | 51 | 7 | 7 | 8 | 9 | 2 | 6 | 5 | 5 | 0 | 2 |
| U.S. Virgin Islands | 1 | 1 | 0 | 0 | 0 | 0 | 0 | 0 | 0 | 0 | 0 |

**LAW
ENFORCEMENT
OFFICERS
FELONIOUSLY
KILLED
2000**

**CIRCUMSTANCES
SURROUNDING
DEATH**



¹Circumstance at scene of incident for officers feloniously killed does not include All Other.

Figure 3. Law Enforcement Officers Feloniously Killed and Assaulted Circumstance at Scene of Incident, 1991-2000

Table 17

Law Enforcement Officers Feloniously Killed

Region by Circumstance at Scene of Incident, 2000

| Circumstance at scene of incident | Total | Northeast | Midwest | South | West | U.S. Territories |
|--|-----------|-----------|-----------|-----------|----------|------------------|
| Total | 51 | 0 | 13 | 32 | 4 | 2 |
| Disturbance calls | 8 | 0 | 2 | 4 | 1 | 1 |
| Bar fights, persons with firearms, etc. | 4 | 0 | 2 | 1 | 1 | 0 |
| Family quarrels | 4 | 0 | 0 | 3 | 0 | 1 |
| Arrest situations | 12 | 0 | 2 | 8 | 1 | 1 |
| Burglaries in progress/pursuing burglary suspects | 2 | 0 | 0 | 2 | 0 | 0 |
| Robberies in progress/pursuing robbery suspects | 2 | 0 | 1 | 0 | 0 | 1 |
| Drug-related matters | 3 | 0 | 0 | 3 | 0 | 0 |
| Attempting other arrests | 5 | 0 | 1 | 3 | 1 | 0 |
| Civil disorders (mass disobedience, riot, etc.) | 0 | 0 | 0 | 0 | 0 | 0 |
| Handling, transporting, custody of prisoners | 2 | 0 | 1 | 1 | 0 | 0 |
| Investigating suspicious persons/circumstances | 6 | 0 | 1 | 5 | 0 | 0 |
| Ambush situations | 10 | 0 | 3 | 6 | 1 | 0 |
| Entrapment/premeditation | 2 | 0 | 2 | 0 | 0 | 0 |
| Unprovoked attacks | 8 | 0 | 1 | 6 | 1 | 0 |
| Mentally deranged assailants | 0 | 0 | 0 | 0 | 0 | 0 |
| Traffic pursuits/stops | 13 | 0 | 4 | 8 | 1 | 0 |

Table 18

Law Enforcement Officers Feloniously Killed

Region by Circumstance at Scene of Incident, 1991-2000

| Circumstance at scene of incident | Total | Northeast | Midwest | South | West | U.S. Territories |
|--|------------|-----------|------------|------------|------------|------------------|
| Total | 644 | 70 | 118 | 281 | 122 | 53 |
| Disturbance calls | 103 | 7 | 19 | 45 | 29 | 3 |
| Bar fights, persons with firearms, etc. | 42 | 5 | 10 | 16 | 9 | 2 |
| Family quarrels | 61 | 2 | 9 | 29 | 20 | 1 |
| Arrest situations | 211 | 32 | 36 | 83 | 35 | 25 |
| Burglaries in progress/pursuing burglary suspects | 27 | 4 | 8 | 10 | 5 | 0 |
| Robberies in progress/pursuing robbery suspects | 80 | 16 | 11 | 24 | 10 | 19 |
| Drug-related matters | 33 | 3 | 4 | 15 | 9 | 2 |
| Attempting other arrests | 71 | 9 | 13 | 34 | 11 | 4 |
| Civil disorders (mass disobedience, riot, etc.) | 0 | 0 | 0 | 0 | 0 | 0 |
| Handling, transporting, custody of prisoners | 26 | 1 | 8 | 12 | 4 | 1 |
| Investigating suspicious persons/circumstances | 106 | 15 | 24 | 40 | 22 | 5 |
| Ambush situations | 89 | 6 | 13 | 47 | 9 | 14 |
| Entrapment/premeditation | 37 | 2 | 4 | 21 | 5 | 5 |
| Unprovoked attacks | 52 | 4 | 9 | 26 | 4 | 9 |
| Mentally deranged assailants | 8 | 2 | 0 | 2 | 3 | 1 |
| Traffic pursuits/stops | 101 | 7 | 18 | 52 | 20 | 4 |

Table 19

Law Enforcement Officers Feloniously Killed

Circumstance at Scene of Incident, 1991-2000

| Circumstance at scene of incident | Total | 1991 | 1992 | 1993 | 1994 | 1995 | 1996 | 1997 | 1998 | 1999 | 2000 |
|--|------------|-----------|-----------|-----------|-----------|-----------|-----------|-----------|-----------|-----------|-----------|
| Total | 644 | 71 | 64 | 70 | 79 | 74 | 61 | 71 | 61 | 42 | 51 |
| Disturbance calls | 103 | 17 | 11 | 10 | 8 | 8 | 4 | 14 | 16 | 7 | 8 |
| Bar fights, persons with firearms, etc. | 42 | 8 | 2 | 5 | 4 | 2 | 1 | 3 | 7 | 6 | 4 |
| Family quarrels | 61 | 9 | 9 | 5 | 4 | 6 | 3 | 11 | 9 | 1 | 4 |
| Arrest situations | 211 | 14 | 27 | 28 | 33 | 21 | 26 | 22 | 16 | 12 | 12 |
| Burglaries in progress/pursuing burglary suspects | 27 | 3 | 5 | 1 | 4 | 4 | 3 | 5 | 0 | 0 | 2 |
| Robberies in progress/pursuing robbery suspects | 80 | 4 | 11 | 9 | 17 | 7 | 12 | 11 | 3 | 4 | 2 |
| Drug-related matters | 33 | 3 | 3 | 3 | 4 | 4 | 3 | 1 | 7 | 2 | 3 |
| Attempting other arrests | 71 | 4 | 8 | 15 | 8 | 6 | 8 | 5 | 6 | 6 | 5 |
| Civil disorders (mass disobedience, riot, etc.) | 0 | 0 | 0 | 0 | 0 | 0 | 0 | 0 | 0 | 0 | 0 |
| Handling, transporting, custody of prisoners | 26 | 6 | 2 | 1 | 1 | 4 | 0 | 4 | 4 | 2 | 2 |
| Investigating suspicious persons/circumstances | 106 | 10 | 7 | 15 | 15 | 17 | 13 | 10 | 6 | 7 | 6 |
| Ambush situations | 89 | 11 | 7 | 5 | 8 | 14 | 6 | 12 | 10 | 6 | 10 |
| Entrapment/premeditation | 37 | 5 | 5 | 3 | 1 | 6 | 2 | 5 | 4 | 4 | 2 |
| Unprovoked attacks | 52 | 6 | 2 | 2 | 7 | 8 | 4 | 7 | 6 | 2 | 8 |
| Mentally deranged assailants | 8 | 0 | 0 | 1 | 4 | 1 | 1 | 1 | 0 | 0 | 0 |
| Traffic pursuits/stops | 101 | 13 | 10 | 10 | 10 | 9 | 11 | 8 | 9 | 8 | 13 |

Table 20

Law Enforcement Officers Feloniously Killed

Type of Assignment by Circumstance at Scene of Incident, 2000

| Circumstance at scene of incident | Total | 2-Officer vehicle | 1-Officer vehicle | | Foot patrol | | Other ¹ | | Off duty |
|--|-----------|-------------------|-------------------|-----------|-------------|----------|--------------------|----------|----------|
| | | | Alone | Assisted | Alone | Assisted | Alone | Assisted | |
| Total | 51 | 8 | 19 | 12 | 0 | 0 | 2 | 5 | 5 |
| Disturbance calls | 8 | 1 | 3 | 3 | 0 | 0 | 0 | 0 | 1 |
| Bar fights, persons with firearms, etc. | 4 | 0 | 1 | 2 | 0 | 0 | 0 | 0 | 1 |
| Family quarrels | 4 | 1 | 2 | 1 | 0 | 0 | 0 | 0 | 0 |
| Arrest situations | 12 | 3 | 1 | 3 | 0 | 0 | 1 | 3 | 1 |
| Burglaries in progress/pursuing burglary suspects | 2 | 0 | 0 | 1 | 0 | 0 | 0 | 1 | 0 |
| Robberies in progress/pursuing robbery suspects | 2 | 1 | 0 | 0 | 0 | 0 | 0 | 0 | 1 |
| Drug-related matters | 3 | 0 | 0 | 0 | 0 | 0 | 1 | 2 | 0 |
| Attempting other arrests | 5 | 2 | 1 | 2 | 0 | 0 | 0 | 0 | 0 |
| Civil disorders (mass disobedience, riot, etc.) | 0 | 0 | 0 | 0 | 0 | 0 | 0 | 0 | 0 |
| Handling, transporting, custody of prisoners | 2 | 0 | 1 | 0 | 0 | 0 | 0 | 1 | 0 |
| Investigating suspicious persons/circumstances | 6 | 1 | 2 | 1 | 0 | 0 | 1 | 0 | 1 |
| Ambush situations | 10 | 2 | 3 | 2 | 0 | 0 | 0 | 1 | 2 |
| Entrapment/premeditation | 2 | 0 | 1 | 0 | 0 | 0 | 0 | 1 | 0 |
| Unprovoked attacks | 8 | 2 | 2 | 2 | 0 | 0 | 0 | 0 | 2 |
| Mentally deranged assailants | 0 | 0 | 0 | 0 | 0 | 0 | 0 | 0 | 0 |
| Traffic pursuits/stops | 13 | 1 | 9 | 3 | 0 | 0 | 0 | 0 | 0 |

¹Includes detectives, officers on special assignments, undercover officers, and officers on other types of assignments that are not listed.

Table 21

Law Enforcement Officers Feloniously Killed

Type of Assignment by Circumstance at Scene of Incident, 1991-2000

| Circumstance at scene of incident | Total | 2-Officer vehicle | 1-Officer vehicle | | Foot patrol | | Other ¹ | | Off duty |
|--|------------|-------------------|-------------------|------------|-------------|----------|--------------------|-----------|-----------|
| | | | Alone | Assisted | Alone | Assisted | Alone | Assisted | |
| Total | 644 | 83 | 203 | 123 | 5 | 7 | 39 | 90 | 94 |
| Disturbance calls | 103 | 19 | 30 | 39 | 1 | 0 | 2 | 5 | 7 |
| Bar fights, persons with firearms, etc. | 42 | 9 | 7 | 18 | 0 | 0 | 0 | 3 | 5 |
| Family quarrels | 61 | 10 | 23 | 21 | 1 | 0 | 2 | 2 | 2 |
| Arrest situations | 211 | 24 | 37 | 39 | 1 | 6 | 6 | 52 | 46 |
| Burglaries in progress/pursuing burglary suspects | 27 | 3 | 12 | 4 | 0 | 0 | 1 | 4 | 3 |
| Robberies in progress/pursuing robbery suspects | 80 | 9 | 13 | 13 | 0 | 2 | 1 | 5 | 37 |
| Drug-related matters | 33 | 3 | 3 | 2 | 0 | 2 | 4 | 19 | 0 |
| Attempting other arrests | 71 | 9 | 9 | 20 | 1 | 2 | 0 | 24 | 6 |
| Civil disorders (mass disobedience, riot, etc.) | 0 | 0 | 0 | 0 | 0 | 0 | 0 | 0 | 0 |
| Handling, transporting, custody of prisoners | 26 | 2 | 9 | 2 | 0 | 0 | 4 | 9 | 0 |
| Investigating suspicious persons/circumstances | 106 | 16 | 42 | 14 | 3 | 1 | 4 | 10 | 16 |
| Ambush situations | 89 | 8 | 21 | 9 | 0 | 0 | 20 | 9 | 22 |
| Entrapment/premeditation | 37 | 4 | 11 | 4 | 0 | 0 | 5 | 1 | 12 |
| Unprovoked attacks | 52 | 4 | 10 | 5 | 0 | 0 | 15 | 8 | 10 |
| Mentally deranged assailants | 8 | 0 | 1 | 3 | 0 | 0 | 0 | 4 | 0 |
| Traffic pursuits/stops | 101 | 14 | 63 | 17 | 0 | 0 | 3 | 1 | 3 |

¹Includes detectives, officers on special assignments, undercover officers, and officers on other types of assignments that are not listed.

Table 22

Law Enforcement Officers Feloniously Killed

Type of Weapon by Circumstance at Scene of Incident, 2000

| Circumstance at scene of incident | Total | Handgun | Rifle | Shotgun | Total firearms | Knife or cutting instrument | Bomb | Personal weapons | Other |
|--|-----------|-----------|-----------|----------|----------------|-----------------------------|----------|------------------|----------|
| Total | 51 | 33 | 10 | 4 | 47 | 1 | 0 | 0 | 3 |
| Disturbance calls | 8 | 3 | 1 | 3 | 7 | 1 | 0 | 0 | 0 |
| Bar fights, persons with firearms, etc. | 4 | 2 | 0 | 2 | 4 | 0 | 0 | 0 | 0 |
| Family quarrels | 4 | 1 | 1 | 1 | 3 | 1 | 0 | 0 | 0 |
| Arrest situations | 12 | 8 | 4 | 0 | 12 | 0 | 0 | 0 | 0 |
| Burglaries in progress/pursuing burglary suspects | 2 | 1 | 1 | 0 | 2 | 0 | 0 | 0 | 0 |
| Robberies in progress/pursuing robbery suspects | 2 | 2 | 0 | 0 | 2 | 0 | 0 | 0 | 0 |
| Drug-related matters | 3 | 2 | 1 | 0 | 3 | 0 | 0 | 0 | 0 |
| Attempting other arrests | 5 | 3 | 2 | 0 | 5 | 0 | 0 | 0 | 0 |
| Civil disorders (mass disobedience, riot, etc.) | 0 | 0 | 0 | 0 | 0 | 0 | 0 | 0 | 0 |
| Handling, transporting, custody of prisoners | 2 | 2 | 0 | 0 | 2 | 0 | 0 | 0 | 0 |
| Investigating suspicious persons/circumstances | 6 | 5 | 0 | 0 | 5 | 0 | 0 | 0 | 1 |
| Ambush situations | 10 | 6 | 3 | 1 | 10 | 0 | 0 | 0 | 0 |
| Entrapment/premeditation | 2 | 2 | 0 | 0 | 2 | 0 | 0 | 0 | 0 |
| Unprovoked attacks | 8 | 4 | 3 | 1 | 8 | 0 | 0 | 0 | 0 |
| Mentally deranged assailants | 0 | 0 | 0 | 0 | 0 | 0 | 0 | 0 | 0 |
| Traffic pursuits/stops | 13 | 9 | 2 | 0 | 11 | 0 | 0 | 0 | 2 |

Table 23

Law Enforcement Officers Feloniously Killed

Type of Weapon by Circumstance at Scene of Incident, 1991-2000

| Circumstance at scene of incident | Total | Handgun | Rifle | Shotgun | Total firearms | Knife or cutting instrument | Bomb | Personal weapons | Other |
|--|------------|------------|------------|-----------|----------------|-----------------------------|-----------|------------------|-----------|
| Total | 644 | 452 | 114 | 35 | 601 | 8 | 11 | 3 | 21 |
| Disturbance calls | 103 | 50 | 31 | 15 | 96 | 2 | 0 | 0 | 5 |
| Bar fights, persons with firearms, etc. | 42 | 20 | 14 | 7 | 41 | 0 | 0 | 0 | 1 |
| Family quarrels | 61 | 30 | 17 | 8 | 55 | 2 | 0 | 0 | 4 |
| Arrest situations | 211 | 165 | 32 | 11 | 208 | 1 | 0 | 1 | 1 |
| Burglaries in progress/pursuing burglary suspects | 27 | 19 | 3 | 3 | 25 | 0 | 0 | 1 | 1 |
| Robberies in progress/pursuing robbery suspects | 80 | 73 | 5 | 2 | 80 | 0 | 0 | 0 | 0 |
| Drug-related matters | 33 | 26 | 7 | 0 | 33 | 0 | 0 | 0 | 0 |
| Attempting other arrests | 71 | 47 | 17 | 6 | 70 | 1 | 0 | 0 | 0 |
| Civil disorders (mass disobedience, riot, etc.) | 0 | 0 | 0 | 0 | 0 | 0 | 0 | 0 | 0 |
| Handling, transporting, custody of prisoners | 26 | 24 | 0 | 0 | 24 | 1 | 0 | 1 | 0 |
| Investigating suspicious persons/circumstances | 106 | 86 | 9 | 2 | 97 | 2 | 2 | 0 | 5 |
| Ambush situations | 89 | 52 | 23 | 5 | 80 | 1 | 8 | 0 | 0 |
| Entrapment/premeditation | 37 | 20 | 11 | 3 | 34 | 1 | 2 | 0 | 0 |
| Unprovoked attacks | 52 | 32 | 12 | 2 | 46 | 0 | 6 | 0 | 0 |
| Mentally deranged assailants | 8 | 4 | 1 | 2 | 7 | 1 | 0 | 0 | 0 |
| Traffic pursuits/stops | 101 | 71 | 18 | 0 | 89 | 0 | 1 | 1 | 10 |

**LAW
ENFORCEMENT
OFFICERS
FELONIOUSLY
KILLED
2000**

**PROFILES OF
VICTIM OFFICERS
AND KNOWN
ASSAILANTS**

Table 24

Law Enforcement Officers Feloniously Killed

Profile of Victim Officers, 1991-2000

| Victim officers | 2000 | 1991– 1995 | 1996– 2000 | 1991– 2000 |
|--------------------------------------|-----------|---------------|---------------|---------------|
| Total | 51 | 358 | 286 | 644 |
| Age | | | | |
| Under 25 years | 5 | 27 | 17 | 44 |
| 25 - 30 years | 11 | 99 | 79 | 178 |
| 31 - 40 years | 18 | 120 | 106 | 226 |
| Over 40 years | 17 | 111 | 81 | 192 |
| Age not reported | 0 | 1 | 3 | 4 |
| Average years of age | 38 | 36 | 36 | 36 |
| Sex | | | | |
| Male | 50 | 347 | 274 | 621 |
| Female | 1 | 11 | 12 | 23 |
| Race | | | | |
| White | 39 | 303 | 233 | 536 |
| Black | 11 | 50 | 41 | 91 |
| Asian/Pacific Islander | 0 | 4 | 5 | 9 |
| American Indian/Alaskan Native | 0 | 1 | 4 | 5 |
| Race not reported | 1 | 0 | 3 | 3 |
| Years of service | | | | |
| Less than 1 year | 3 | 27 | 12 | 39 |
| 1 - 4 years | 17 | 97 | 82 | 179 |
| 5 - 10 years | 11 | 96 | 95 | 191 |
| Over 10 years | 20 | 131 | 90 | 221 |
| Years of service not reported | 0 | 7 | 7 | 14 |
| Average years of service | 9 | 10 | 9 | 9 |
| Average height | 6' | 5'11" | 5'11" | 5'11" |
| In uniform | 41 | 245 | 215 | 460 |
| Wearing protective body armor | 31 | 151 | 154 | 305 |

Table 25

Law Enforcement Officers Feloniously Killed

Profile of Known Assailants, 1991-2000

| Known assailants | 2000 | 1991– 1995 | 1996– 2000 | 1991– 2000 |
|--|-----------|---------------|---------------|---------------|
| Total | 65 | 493 | 352 | 845 |
| Age | | | | |
| Under 18 years | 4 | 71 | 28 | 99 |
| 18 - 24 years | 21 | 180 | 134 | 314 |
| 25 - 30 years | 12 | 82 | 81 | 163 |
| 31 - 40 years | 9 | 77 | 52 | 129 |
| Over 40 years | 15 | 52 | 50 | 102 |
| Age not reported | 4 | 31 | 7 | 38 |
| Average years of age | 32 | 27 | 28 | 28 |
| Sex | | | | |
| Male | 63 | 460 | 346 | 806 |
| Female | 2 | 14 | 6 | 20 |
| Sex not reported | 0 | 19 | 0 | 19 |
| Race | | | | |
| White | 47 | 245 | 190 | 435 |
| Black | 16 | 211 | 129 | 340 |
| Asian/Pacific Islander | 0 | 5 | 9 | 14 |
| American Indian/Alaskan Native | 0 | 4 | 10 | 14 |
| Race not reported | 2 | 28 | 14 | 42 |
| Criminal history | | | | |
| Prior criminal arrest | 52 | 288 | 254 | 542 |
| Convicted on prior criminal charge | 30 | 194 | 191 | 385 |
| Prior arrest for crime of violence | 20 | 168 | 101 | 269 |
| On parole or probation at time of killing | 12 | 82 | 81 | 163 |
| Prior arrest for murder | 3 | 12 | 11 | 23 |
| Prior arrest for drug law violation | 15 | 128 | 119 | 247 |
| Prior arrest for assaulting an officer or resisting arrest | 9 | 76 | 59 | 135 |
| Prior arrest for weapons violation | 20 | 139 | 109 | 248 |

Table 26

Law Enforcement Officers Feloniously Killed

Disposition of Known Assailants, 1989-1998

| | 1989– 1993 | 1994– 1998 | 1989– 1998 |
|---|---------------|---------------|---------------|
| Disposition of known assailants | | | |
| Total | 467 | 443 | 910 |
| Fugitives | 8 | 4 | 12 |
| Arrested and charged | 381 | 339 | 720 |
| Guilty of murder | 274 | 226 | 500 |
| Received death sentence | 52 | 55 | 107 |
| Received life imprisonment | 122 | 114 | 236 |
| Received prison terms (Ranging from 18 months to 396 years) | 99 | 56 | 155 |
| Received probation | 1 | 1 | 2 |
| Guilty of lesser offense related to murder | 38 | 32 | 70 |
| Guilty of crime other than murder | 21 | 18 | 39 |
| Acquitted/dismissed/nolle prossed | 29 | 27 | 56 |
| Indeterminate charge and sentence | 2 | 3 | 5 |
| Committed to psychiatric institution | 10 | 6 | 16 |
| Case pending/disposition unknown | 1 | 23 | 24 |
| Died in custody prior to sentencing | 6 | 4 | 10 |
| Deceased | 78 | 100 | 178 |
| Justifiably killed | 48 | 61 | 109 |
| by victim officer | 15 | 13 | 28 |
| by person(s) other than victim officer | 33 | 48 | 81 |
| Committed suicide | 27 | 36 | 63 |
| Murdered while at large | 2 | 0 | 2 |
| Died under other circumstances | 1 | 3 | 4 |

**LAW
ENFORCEMENT
OFFICERS
FELONIOUSLY
KILLED
2000**

**SUMMARIES OF
INCIDENTS**

Summaries of Felonious Incidents

Arizona

A 30-year-old police officer with the Flagstaff Police Department was shot and killed during a traffic stop on June 21 at approximately 4:45 a.m. The officer, with 4 years of law enforcement experience, had responded to a complaint of loud music coming from a vehicle. The officer located, pursued, and initiated a traffic stop of the vehicle. The officer is believed to have exited his vehicle, then moments later radioed that he had been shot. The suspect left the scene, and when additional officers arrived, they found the victim officer unconscious. The victim officer, who was wearing body armor, had been shot in the back as a bullet from what is believed to be a .22-caliber revolver entered through the armhole or shoulder area of his vest. He died a short time later at a local hospital. The alleged assailant, a 17-year-old male, was arrested about 16 hours after the incident and charged with First-Degree Murder.

Arkansas

On June 4 at approximately 3:40 a.m. a 5-year veteran of the Forrest City Police Department was shot and killed while working off duty as a security guard. The 33-year-old patrol officer and two other off-duty police officers were working private security at a club outside Forrest City when a fight broke out on the dance floor. The officers removed the two people involved in the fight from the building. Later, the three officers went outside to check security in the parking lot, where one of the individuals involved in the earlier fight approached the officers firing a 9 mm semiautomatic handgun. All the officers returned fire. After firing two shots, the victim officer was hit in the left shoulder. The bullet ricocheted downward and lodged in his heart. He died a short time later. One of the other officers' shots hit the suspect in the leg, but he was able to flee the scene. The 25-year-old suspect was apprehended about 2 hours later. The alleged assailant is charged with one count of Capital Murder and two counts of Attempted Capital Murder.

California

A veteran police officer with the Vallejo Police Department was slain about 2:45 p.m. on April 12 during an arrest situation of a man with an outstanding arrest warrant. The 50-year-old officer, with more than 21 years of law enforcement experience, arrived at the individual's house with another officer and a sergeant. The two officers went to the front of the house, and the sergeant went to the rear of the house. At the front of the house, the two officers met the man's wife, who told officers he wasn't home. However, she allowed the officers to search the residence for her husband. Officers first searched upstairs but did not find him. The officers then walked down a darkened stairway leading to a garage and announced themselves as Vallejo Police Department. They searched the garage but did not find the suspect. When the officers approached the doorway of the laundry room located next to the garage, the man ran toward the officers. The officers tried to take him into custody, but he resisted. With both officers holding onto the man from behind, he began walking upstairs, dragging both officers with him. During the struggle, he allegedly pulled a .357-caliber revolver from his waistband and fired two shots. He then ran to the top of the stairs and apparently fired again. One of the shots fatally struck the victim officer, who was wearing body armor, in the front of the head. The other officer ran after the suspect but could not locate him. The officer returned downstairs to render first aid to the victim officer. Meanwhile, the suspect had run into an upstairs bathroom and leaned out the bathroom window with the gun in his hand. The sergeant, who had stayed outside in the back of the house, saw the man and ordered him to drop his weapon, but he refused. The sergeant shot him once, causing him to fall about 15 feet onto the ground and to drop the gun as he fell. The sergeant attempted to handcuff the man, but he resisted again. He was able to retrieve his gun from the ground, and a struggle ensued. Only after several other officers arrived were they able to subdue the 34-year-old suspect and take him into custody. He was treated for his gunshot wound, transported to jail, and charged with one count of Murder and two counts of Attempted Murder.

A detective with the Long Beach Police Department died April 30 as the result of a gunshot wound he received on a gang assignment the previous day. At about 11 p.m. on April 29, the 33-year-old detective, who had more than 10 years of law enforcement experience, and another detective stopped their unmarked police car behind a double-parked vehicle belonging to reported gang members. Several gang members had left the vehicle, one of whom was allegedly armed with a .45-caliber pistol and was walking to the residence of a rival gang member. Apparently seeing the detectives stop their car and realizing they had either seen, or would soon see, the armed gang member, another gang member fired more than 30 shots with a .223-caliber semiautomatic rifle at the unsuspecting detectives, who were both wearing body armor. The detectives never exited their vehicle and were unable to return fire. The victim detective was shot in the front of the head. He was taken to a local hospital and died soon after. The other detective was critically wounded. Several shots passed by the detectives' vehicle, one of which entered a residence across the street and critically wounded a pregnant woman sleeping inside. A 21-year-old was arrested April 30 and charged with Revoke Parole. He cooperated with authorities and informed them of other suspects leading to several arrests. An 18-year-old was arrested May 2 and charged with Murder and Attempted Murder. In addition, on May 2, a 22-year-old was charged with Murder, and a 27-year-old was charged with False Imprisonment with Violence, Attempted Murder, and Assault with Firearm on Person. However, both men were released pending further investigation. On May 3, a 21-year-old male was arrested and charged with First-Degree Murder. Both the injured detective and the woman recovered from their injuries.

Florida

A 29-year-old Probationary Police Officer with the Orlando Police Department was shot and killed during a traffic stop on February 3. At approximately 1:30 a.m., the victim officer, with over 4 years of law enforcement experience, was backing up another officer from the department as they stopped the vehicle. There were three persons in the vehicle, including the 21-year-old driver. The officers detained one of the passengers who was wanted on local warrants and placed him in the rear of one of the police vehicles. The two officers returned to the

stopped vehicle, and the victim officer stood outside the open vehicle door while the other officer attempted to handcuff the driver. He suddenly broke free from the officer's control, apparently obtained a .40-caliber semiautomatic handgun from inside the vehicle and shot the victim officer, who was wearing body armor, in the side of the head, fatally wounding him. The man then reputedly pursued the other officer, firing more shots and hitting him six times. The suspect left the scene on foot and was arrested several hours later by canine handlers from the Florida Highway Patrol and Orange County Sheriff's Office. They found him hiding in the closet of a vacant house. The suspect was charged with Homicide of a Law Enforcement Officer and Attempted Homicide of a Law Enforcement Officer. The second officer is still recovering from injuries suffered during the shooting.

Georgia

An officer with the Broxton Police Department and a sergeant with the Coffee County Sheriff's Department were shot and killed on January 3. The 35-year-old Broxton police officer, with over 6 years of law enforcement experience, was attempting to serve a dispossessory warrant on an individual for nonpayment of rent. When the officer approached the residence and told the man that he had a paper to serve, the man slammed the door and retreated inside his home. As the veteran officer entered through the front door, the suspect exited through the rear door and fled into a wooded area behind the home. At 3 p.m., in an effort to locate the 55-year-old suspect, the officer approached the wooded area and was met with multiple rounds from a .30-30 caliber lever-action rifle. The shots hit the victim officer in the front of his head, his chest, his arms and hands, and fatally in the neck. A 53-year-old sergeant from Coffee County with 16 years of law enforcement experience arrived at approximately 3:15 p.m. in response to an officer down dispatch. Shortly after exiting his vehicle, the sergeant was hit in the chest by a shot allegedly fired by the suspect with the same .30-30 caliber lever-action rifle. The suspect fled and a manhunt ensued. He was apprehended a few hours later and has been charged with two counts of Murder of a Police Officer.

At 8:45 p.m. on March 16, a Fulton County Sheriff's deputy was fatally wounded while trying to serve an arrest

warrant for failing to appear on a charge of Impersonating a Police Officer. The 35-year-old deputy, with more than 10 years of law enforcement experience, and another deputy drove to an Atlanta address on the warrant. Finding no one there, they returned to their vehicle and prepared to leave. However, as the deputies pulled away from the curb, they noticed a car pulling in behind them; a man who fit the physical description on the warrant exited the vehicle. The deputies, who were both wearing body armor, returned to the address, exiting their vehicle at the same time. When one deputy asked the man to show his right hand, the subject reportedly opened fire on both law enforcement officers with a .223-caliber semiautomatic rifle. He fired approximately 24 shots, hitting both deputies. The victim deputy's partner was hit in the right hip, in the left arm, both legs, and in the back. The shot that hit his hip ruptured the deputy's OC gas canister, blinding him; however, he kept firing his weapon in the direction of the shooter as he ran to find cover. The first deputy was shot in the abdomen below his protective vest and in the right hand, disabling his weapon by ejecting the magazine. He was lying in the street when the 56-year-old suspect allegedly produced a 9 mm handgun and shot the victim deputy in the groin before getting into his car and driving away. The deputies were able to call for help on their radios. The victim deputy died of his injuries the next day. The other deputy is recovering. The suspect, who had prior arrests for intimidating a federal agent, attempted homicide, robbery, arson, and assault, was arrested 4 days later and charged with five counts of Murder, two counts of Aggravated Assault on a Police Officer, two counts of Obstruction of Officers-Felony, two counts of Use Firearms in Crime by Convicted Felon, Aggravated Battery on Officer-Felony, and Possession of Firearm by Convicted Felon.

At approximately 12:30 a.m. on May 13, a 24-year-old detective with the City of Doraville Police Department was killed while investigating two suspicious people in the parking lot of a night club. After exiting his patrol unit, the detective, who had nearly 4 years' law enforcement experience, told the suspects to put their hands on their vehicle. While interviewing the suspects, the detective attempted to grab a weapon he observed in one of the men's waistband, and a struggle ensued. Though the officer wrapped his arms around the armed suspect from behind, the suspect apparently was able to move the 9 mm semiautomatic handgun up under his arm and fire one shot

into the officer's chest; the round was stopped by the officer's badge and protective body armor. Reputedly, the suspect then maneuvered the gun down, firing a second round into the victim officer's upper left thigh, shattering the bone in his leg and causing the officer to fall. The officer pulled the suspect to the ground; however, the suspect was able to break free and fire a final, fatal round at close range into the front of the victim officer's head. The armed suspect then fled the scene in a vehicle. He remained at large until 5 days later when the U.S. Marshals Service assisted the police department in tracking the suspect via his cell phone. The 21-year-old male, who had a previous arrest for a DUI, was charged with Murder and Probation Violation. A second suspect, a juvenile, who was being questioned in the parking lot, is cooperating with authorities.

On August 28, at approximately 12:30 a.m., a 36-year-old sergeant with the Camden County Sheriff's Office stopped a vehicle in Woodbine that matched the description of a car possibly used in two armed robberies in Florida. After the sergeant pulled the vehicle over, the driver of the vehicle exited, and the officer, who had 11 years of law enforcement experience, asked to see his driver's license. The individual reached into his vehicle. The officer ordered him to stop and then reached for his service weapon when the man did not comply. Before the sergeant could draw his weapon, however, the man allegedly pulled a 9 mm semiautomatic handgun from the vehicle and shot the officer in the neck, then fired two more shots. One of the bullets entered the officer's bullet-proof vest, but the fatal shot circumvented the vest through the armhole area. The traffic stop and the initial shooting of the officer were captured on his patrol car's video unit. The suspect then apparently took the sergeant's 9 mm semiautomatic service weapon and fired a fourth shot into the rear of the victim officer's skull. Neither of the weapons used in the assault have been recovered. A 33-year-old male, who had an extensive criminal history and was on probation for a previous charge, was captured about 4 hours after the shooting and charged with Murder of a Law Enforcement Officer, Armed Robbery, Aggravated Assault, Possession of a Firearm by a Convicted Felon, and Possession of a Firearm/Knife During a Crime.

The 46-year-old sheriff-elect of DeKalb County was gunned down in his driveway in an execution-style killing

at approximately 11:20 p.m. on December 15. On the day of the killing, the 23-year law enforcement veteran, who until recently had been a captain with the DeKalb County Police Department, had completed sheriff's training at the Georgia Public Safety Training Center and was returning home after attending a celebration with other graduates. He exited his vehicle and was walking up his driveway when he was approached by an unknown assailant, who shot the victim repeatedly with a 9 mm semiautomatic handgun hitting him in the front head, neck, front and rear upper torso, front and rear below the waist, and arms/hands, with the fatal wound being the shot to the back. The killer fled the scene, and family members came out of the house and discovered the victim's body. The killer remains at large.

Illinois

A 20-year law enforcement veteran, including 7 years in his current position with the Hampshire Police Department, was gunned down around 9 p.m. on June 1 by an individual with whom he had a non-law enforcement relationship. The 50-year-old sergeant sat in his patrol car on a darkened dead-end street with the parking lights on and awaited his friend. When the friend arrived and parked behind the patrol car, the sergeant exited his vehicle. After walking approximately 15 yards beyond the rear of his vehicle, the sergeant was met by the parked vehicle's driver, who fired three shots at him from a .38-caliber handgun. The victim officer, who was wearing body armor, was hit once in the rear of the head and fatally twice to the left side of the head and died instantly. The subject returned to his vehicle and fled the scene. A 50-year-old male was apprehended the following day and charged with two counts of First-Degree Murder.

Indiana

At approximately 3 p.m. on February 28, a patrol officer with the Oakland City Police Department was shot and fatally wounded during a traffic stop. The victim officer, with nearly 2 years of law enforcement experience, stopped a vehicle knowing that the driver's license had been suspended. After the driver exited his vehicle, the 24-year-old man allegedly pulled a gun out of his rear left pant's pocket and shot the officer, who was wearing body armor, in the front of the head with a .25-caliber semiauto-

matic handgun. The suspect then fled the scene in his vehicle and was arrested later that day. He has been charged with Murder. The 24-year-old officer succumbed to his wound the following morning.

A 31-year-old patrol officer with the Beech Grove Police Department was shot and killed on September 29 at 9:30 p.m. in a felony traffic stop incident. The patrol officer, who had over 2 years of law enforcement experience, was in pursuit of a van that matched the description of a vehicle reported stolen approximately 2 hours earlier. The driver crashed the vehicle into a garage in a residential area; two individuals exited the van and fled on foot. The patrol officer exited his police car and pursued the driver of the van. A second officer, who was assisting the patrol officer in the chase, pursued the passenger of the van, who ran in another direction. The victim officer chased the suspect into the backyard of a residence where the man apparently drew a 9 mm semiautomatic handgun and fired at the officer four times, striking him once in the throat. The victim officer, who was wearing body armor, fired his weapon once but did not hit the man, who fled the scene. The assisting officer caught and arrested the passenger. The 20-year-old male was charged with Assisting a Criminal, Trespassing, Resisting Law Enforcement, and False Information. Several officers and a medic reported to the scene where the victim officer was found with a wound to his neck. They transported the patrol officer to a local hospital where he was pronounced dead. A tip led officers to a residence where the alleged assailant was hiding. Approximately 8 hours after the fatal shooting, the 20-year-old male was arrested and charged with Murder, Carrying a Handgun without a License, Possession of a Firearm by a Serious Violent Felon, Auto Theft, and Resisting Law Enforcement.

Kansas

A 21-year-old deputy with the Brown County Sheriff's Department was shot and killed on March 1 during an investigation of a suspicious person. The deputy, with less than 1 year of law enforcement experience, responded to a call of a juvenile near the state line. Just before 7 p.m., the deputy located the youth in Hiawatha and began questioning him. He believed the young man was being evasive and was possibly a runaway because of his age. After telephoning a sergeant and discussing the situation, the deputy

decided to transport the 16-year-old to the Sheriff's Office. At 6:59 p.m., he radioed the Sheriff's Office that he was coming in accompanied by the individual who was not under arrest. At 7 p.m., the deputy made a radio call, identified himself, and said that he had been shot while en route to the station. Allegedly, the 16-year-old passenger produced a hidden .380-caliber semiautomatic handgun, shot one round to the deputy's head and one round fatally to his neck, and then fled the scene. The officer, who was wearing body armor, was transported to the local hospital where he shortly succumbed to his wounds. The juvenile was shot and killed later that night after an exchange of gunfire at close range with officers who were closing in on him.

Louisiana

A 35-year-old sergeant with the Vermilion Parish Sheriff's Office was shot and killed on January 8 at approximately 1:15 a.m. during an attempted undercover drug buy. The incident occurred in the parking lot of a lounge in the rural town of Zwolle in Sabine Parish. The law enforcement veteran with nearly 9 years' experience and two civilian friends drove into the parking lot in the sergeant's truck. After exiting the vehicle, the sergeant, in an attempt to make an undercover drug purchase, approached a man who referred him to the suspect. An argument ensued and became very heated. One of the men reportedly pulled a knife, and the sergeant is believed to have pulled his service revolver and fired a warning shot. The suspect retreated behind the lounge and retrieved a .270-caliber semiautomatic rifle from his vehicle. The sergeant ran to his truck and attempted to flee the parking lot. The 27-year-old suspect allegedly fired five shots, one hitting the victim in the left temple area, causing immediate death. The suspect, who was reportedly under the influence of alcohol, fled the area but surrendered later that day. He was charged with one count of First-Degree Murder and two counts of Attempted Second-Degree Murder.

At approximately 9:40 p.m. on February 5, a patrol officer with the Jennings Police Department was shot and killed while responding to a 911 medical emergency call. As the 7-year veteran patrol officer and several other officers were approaching the residence, a man who was a former police officer opened the door of the residence and stated that he had killed the two persons inside. Appar-

ently, before the officers could react to the information, he opened fire on the officers with a .32-caliber handgun from inside the doorway of the residence. Five shots were fired; one struck the 30-year-old victim patrol officer fatally in the chest, and another hit his arm. A sergeant was hit in his left arm, and a reserve officer was hit in the back by a bullet, which was deflected by his body armor. The victim officer died at the hospital emergency room. The victim officer had worked in the same police department as the offender for 8 years. The two injured officers were treated and released. The suspect has been charged with three counts of First-Degree Murder and five counts of First-Degree Attempted Murder.

A 61-year-old sergeant with the East Feliciana Parish Sheriff's Office was shot in an unprovoked ambush attack about 2:50 p.m. on March 16. While working at the local jail, the sergeant heard through dispatch that an automobile accident occurred nearby and volunteered to assist the responding officer. When he arrived on scene, the sergeant, a veteran with more than 20 years of law enforcement experience, was shot in the neck at point blank range with a .22-caliber handgun. Another officer at the scene then shot and wounded the shooter. The victim officer was transported to an area hospital where he died 8 days later. Before the shooting, the suspect rammed his vehicle into an automobile carrying a person who had a restraining order against him. He rammed the car three times causing the accident. The 56-year-old man was taken to an area hospital where he received treatment for his wound. He was arrested on charges of First-Degree Murder, Attempted First-Degree Murder, Stalking, and Violation of a Protective Order.

Maryland

A Baltimore City police officer with over 4 years' law enforcement experience died of injuries he received about 8:10 p.m. on April 20 when a car driven by a man suspected to be involved in a shooting rammed the officer's marked patrol vehicle. Two officers were pursuing the shooting suspect's vehicle in a marked police car in a westbound direction. The 27-year-old victim officer was driving southbound with lights and sirens activated; he used his vehicle in an attempt to block the suspect. The suspect did not stop and rammed the victim officer's car, causing a fiery crash and trapping the victim officer under his vehicle for several hours. The victim officer died on

April 21. The 17-year-old male, who was previously arrested on a charge of Assault on Police, was taken to a hospital and later charged with First-Degree Murder, Assault by Shooting, and a handgun violation. He recovered from his injuries and was found not guilty in a jury trial.

On July 6, 1977, at approximately 2:30 p.m., a 27-year-old officer with the Baltimore County Police Department responded, along with several other officers, to a request for additional assistance involving a domestic complaint. Upon their arrival at the residence, the officers were advised by police already at the scene that an armed man had barricaded himself in his father's house. Shortly after the backup officers arrived, one of the initially responding police officers was fatally wounded by a shot from within the house. The 27-year-old officer referred to above was attempting to assist his fallen comrade when he, too, was shot. The victim officer was wearing a front panel protective vest, but a bullet from a .30-caliber semiautomatic rifle entered his right upper back. He was immediately taken to an area hospital. Members of a SWAT team were able to gain control of the situation by fatally wounding the 19-year-old shooter. The wounded officer was left paralyzed from the waist down. He continued to work for the police department until his retirement in 1990 after 21 years of service. On October 19, more than 23 years after his injury, the 51-year-old man died due to complications connected to his disability. An autopsy confirmed that his was a line-of-duty death.

On October 30 at approximately 8:40 p.m., an undercover Maryland State Police trooper working on a controlled drug purchase in conjunction with the FBI's Safe Streets Squad was shot and killed. The 37-year-old trooper, with nearly 19 years of law enforcement experience, was under surveillance by other undercover officers. He was driving a vehicle with both audio and video equipment when he met with an individual known to deal in illegal narcotics. The suspect directed the trooper to drive to his "stash house" in an area of Washington, D.C. Upon arriving, the suspect exited the trooper's vehicle and entered the house with \$3,500 of prerecorded funds the undercover trooper had given him to purchase drugs. Within approximately 3 minutes, one of the surveillance officers observed the suspect returning to the trooper's car. The trooper was monitored saying, "Here he comes." A few seconds later the trooper was heard saying to the

suspect, "Is everything all right?" The next sound the surveillance officers heard was a gunshot. They found the victim trooper slumped over in the driver's seat; he had been shot once in the side of the head with a .380-caliber semiautomatic handgun. Video surveillance in the trooper's car recorded the attack. The victim officer was taken to an area hospital where he was pronounced dead several hours later. The 22-year-old suspect fled the area after the attack, but he was arrested within 2 weeks and charged with First-Degree Murder.

Michigan

An officer with the Detroit Police Department was killed during an altercation at a gas station at approximately 7:45 p.m. on July 14. The 21-year-old police officer, who had nearly 2 years' law enforcement experience and was off duty at the time of the incident, had stopped with two of her friends to get gas. During the stop, another vehicle pulled into the station, blocking the officer's vehicle at the gas pump. When the officer asked the driver of the vehicle to move, they got into a heated argument during which the officer identified herself as a police officer and then started walking back to her vehicle. Apparently, a passenger in the vehicle blocking the officer's car also informed the driver that the woman was a police officer. However, the driver reportedly pulled out a 9 mm semiautomatic handgun and fired nine or ten shots at the officer, one of which hit her in the chest and entered her heart. The victim officer died en route to the hospital. The driver, a 21-year-old male who had a previous criminal record, was arrested on July 15 and charged with First-Degree Murder. Two additional suspects, a 21-year-old male and a 36-year-old female, were also arrested that day and charged with Accessory After the Fact to First-Degree Murder.

On October 11, at approximately 6 p.m., a 42-year-old corporal with the Warren Police Department, was fatally shot while he was interviewing a prisoner at the police station. A drug undercover unit of the Warren Police Department had arrested an individual on a controlled substance violation. Uniformed officers transported the man to the police station and took him to the detention area for booking. The veteran detective, with 19 years of law enforcement experience, entered the detention area to question the suspect. A uniformed officer was also

in the detention area during the detective's interview. The suspect drew a 9 mm semiautomatic handgun that was concealed in the front of his trousers, and the officers attempted to disarm him. He fired the weapon twice, hitting the victim detective in the throat with one of the shots and accidentally shooting himself in the head during the struggle with the second shot. The 29-year-old male died of his wound. The victim officer was transported to a local hospital where he died approximately 1 hour later.

Minnesota

On March 2, a 78-year-old retired patrol officer with the Minneapolis Police Department died as a result of wounds he had sustained in an August 17, 1957, police incident. At approximately 8:40 p.m. on the day of the incident, the victim patrol officer, a veteran with nearly 11 years of law enforcement experience, and another officer attempted to pull over a vehicle with a stolen license plate. In the subsequent chase, the three suspects in the car began firing at the officers with a .45-caliber semiautomatic handgun and a .300-caliber rifle with armor-piercing ammunition. The suspects crashed their vehicle during the pursuit, locking bumpers with a third vehicle. The suspects exited their car and continued firing at the officers, killing the second officer immediately and wounding the victim officer. The three males attempted to leave the scene and ran over the victim officer and then hijacked a female driver and her car as they fled. The victim officer sustained injuries in almost every area of his body. Other officers located the three suspects approximately 28 days after the shooting and killed two of the suspects in the ensuing gun battle. The third suspect committed suicide in jail in 1958. In total, the suspects killed two police officers and the female hostage and wounded another officer. After multiple corrective surgeries and several blood transfusions, the victim officer succumbed to an illness resulting from the injuries he received over 42 years earlier.

Missouri

A 36-year-old deputy with 2 months of service to the Randolph County Sheriff's Office was shot and killed in an ambush attack at the county jail in Huntsville on June 22. At approximately 12:30 a.m., a man and woman entered the Randolph County jail through the public

entrance door. Apparently, the man produced a .22-caliber revolver and shot the deputy in the head. The victim officer, who was unarmed in accordance with jail policy, died instantly. The man is then believed to have shot the jail supervisor twice in the head. He, then, reportedly located a set of jail keys and attempted to free one of the inmates. Unable to find the correct key, he returned to the jail supervisor and demanded the correct keys. Still unable to free the inmate, the man apparently shot the jail supervisor two more times in the head. The jail supervisor died later at a local hospital. The alleged murderer, a 19-year-old male, and his 27-year-old female accomplice fled the scene, but were captured 9 hours later in Kansas. The pair have each been charged with two counts of First-Degree Murder and one count each of Aiding Escape of a Prisoner, First-Degree Burglary, and Armed Criminal Action.

A 29-year-old police officer with the St. Louis Metropolitan Police Department was shot and killed at approximately 2 p.m. on August 8 when he and another officer arrested a suspect who was wanted for shooting a police officer from a neighboring jurisdiction. The officers spotted the suspect while they were on patrol. They exited their vehicle, drew their weapons, and ordered the suspect to raise his hands, then lie face down on the pavement. The suspect complied, and the officers handcuffed him in the rear seat of the police vehicle and double handcuffed him to the seat belt. The victim officer stood in the street between the police vehicle and the suspect's car while the other officer entered the passenger side of the police vehicle to use the radio to notify a supervisor that the arrest had been made. The suspect then apparently removed a .45-caliber semiautomatic handgun from behind his back and fired 5 shots at the officers. The victim officer was struck once in the left side of the upper chest where the bullet entered between the side panels of his body armor. He staggered several feet and collapsed on the sidewalk. The victim officer, who had nearly 7 years of law enforcement experience, died at the scene. The other officer exited the patrol car and moved to the rear of the vehicle and shot into the interior of the car where the suspect was still handcuffed. The 20-year-old male dove through the rear passenger door window and fell to the ground as the officer radioed to request assistance and then reloaded his weapon. Within minutes, backup officers arrived at the scene and arrested the suspect who was still double handcuffed to the seat belt that was dangling out-

side the window of the vehicle. The suspect was charged with First-Degree Murder, First-Degree Assault on a Law Enforcement Officer, Armed Criminal Action, and Violation of the Missouri Controlled Substance Law.

After responding to a disturbance call concerning a dispute between a tenant and his roommate, a 44-year-old sergeant with the St. Louis County Police Department was shot and killed at 2 p.m. on October 31. When the tenant's efforts to evict his roommate had failed, the police were called. Upon their arrival, the responding officers knocked on the front and rear doors of the residence, and announcing their presence, they all entered through the rear door, which was barricaded from the inside. Clearing the basement, the 13-year police veteran, leading the two other officers, ascended a stairwell in an effort to locate the tenant when someone fired a 12-gauge pump shotgun down the stairs at the officers. A shot entered through the armhole of the victim sergeant's body armor and mortally wounded him in the chest. The victim sergeant returned five shots and the other officers returned seven; all of which missed the shooter. The officers carried the victim out of the residence and summoned the St. Louis Tactical Team. After a short standoff during which attempts to talk to the individual failed, the Tactical Team introduced chemical agents into the residence, resulting in the arrest of a 42-year-old male. He was subsequently charged with First-Degree Murder, Armed Criminal Action, First-Degree Assault Against a Law Enforcement Officer, and Violation of the Missouri Controlled Substance Law.

North Carolina

A line patrol deputy with the Davidson County Sheriff's Office was shot and killed at approximately 1 p.m. on January 27 while attempting to serve a trespassing warrant. The 30-year-old deputy, with nearly 3 years of law enforcement experience, waited at the subject's residence in Lexington as the man went into a bedroom to get a coat. He returned with a 12-gauge pump shotgun and shot the officer, who was wearing body armor, twice in the back below the belt line. Apparently, he then returned to the bedroom, retrieved a 7.62x39 mm semiautomatic rifle, and shot the officer behind the left ear. Other officers responded to a report of gun shots fired and found the wounded deputy. He was transported to a local hospital where he was pronounced dead. The 22-year-old man led

officers on a high-speed chase before crashing his vehicle and committing suicide by shooting himself.

The 61-year-old chief of the Rich Square Police Department was killed just before 4 p.m. on July 16 by an apparent gunshot wound to the front of the head. Though the chief did not call in a traffic stop, an investigation determined that the 22-year veteran of law enforcement attempted to stop a vehicle that had allegedly been involved in the theft of gasoline at a local convenience store. A witness saw a 20-to-30-year-old male leaning over the victim officer's body; the man appeared to be going through the chief's pockets. The same individual was observed leaving the scene in a vehicle that matched the description of the vehicle wanted in connection with the gasoline theft. Upon discovering the victim officer lying next to his patrol car and bleeding from his wound, a citizen used the patrol car radio to summon help. Crime scene investigation disclosed that the chief's service weapon and wallet were missing. Based on the results of an autopsy, the firearm used in the crime appears to have been a large caliber handgun, possibly a .45-caliber. However, the investigation continues as the assailant remains at large.

Ohio

A 32-year-old patrol officer with the Cleveland Police Department was fatally wounded while conducting a traffic stop at approximately 11 a.m. on June 25. The driver of the stopped vehicle had exited his car and was standing beside it as the 6-year veteran of law enforcement approached him. When the officer turned his head to use his portable radio, the man apparently fired one shot from a .45-caliber semiautomatic handgun, striking the victim officer, who was wearing body armor, in the front of the head. He died at a local hospital the following day. The 29-year-old male fled the scene but was arrested later that day in Columbus. The alleged assailant was charged with Aggravated Murder/Prior Calculation and Design, Aggravated Murder of a Police Officer, Carrying a Concealed Weapon, and Having a Weapon While Under a Disability.

On September 1 at approximately 12:40 a.m., a 40-year-old police officer with the Cincinnati Police Division was killed while initiating a traffic stop. The victim officer, who had 4 years of law enforcement experience, observed a male, who appeared to be too young to

have a driver's license, exit a convenience store and enter the driver's side of a parked vehicle. The officer stopped the youth and requested to see a driver's license, but the juvenile apparently began backing the vehicle erratically, nearly striking nearby pedestrians. Several times the victim officer ordered the youth to stop, but he would not comply. In an effort to stop the vehicle, the officer reached into the car and tried to turn off the ignition switch. The 12-year-old male pulled out of the parking lot and entered a public street at a high rate of speed with the victim officer hanging onto the side of the vehicle. The officer managed to draw his service weapon and fire at the suspect, striking him once in the chest. The officer clung to the moving vehicle for more than 480 feet before he was thrown from it. He slid several feet and then struck the back of his head on the tailpipe of a vehicle stopped at an intersection. The officer died at the scene. The young driver struck another vehicle and sped to his residence where he told family members that he had been shot by a police officer. He was taken to a local hospital where he died approximately 3 hours later.

Puerto Rico¹

At approximately 12:45 in the afternoon on November 17, a veteran with more than 14 years of law enforcement experience was shot and killed while investigating a domestic disturbance. The 40-year-old agent with the Police of Puerto Rico in Villalba was returning from a court appearance when he and another agent responded to assist a sergeant who had stopped a vehicle in which he had observed an act of domestic violence. The sergeant had pulled the car over after observing the female passenger striking the driver. The woman told the sergeant that she was defending herself because the driver had tried to strangle her. At this point, the driver fled in his vehicle to the home of his mother-in-law with the agents in pursuit. As the agents approached the residence, shots from a .38-caliber revolver were fired from a window, two of which fatally struck the victim agent in the upper torso. The second agent was wounded in the cheek, but survived the attack. As the suspect fled the house, he also apparently shot his mother-in-law twice in the abdomen. Responding officers apprehended the 28-year-old suspect; he

was charged with First-Degree Murder, two counts of Attempted Homicide, Carrying a Firearm without a Permit, Carrying a Loaded Firearm without a Permit, and Domestic Violence.

South Carolina

A corporal with the Horry County Police Department was shot and killed while investigating a suspicious person or circumstance between Conway and Myrtle Beach at approximately 3:15 a.m. on June 5. The 44-year-old corporal with nearly 7 years of law enforcement experience notified the dispatcher about a suspicious vehicle in a parking lot. At least two men are believed to have been in or near the vehicle. The officer requested backup, and although he had turned on the blue lights of his patrol vehicle, he had not turned on the power to his video camera. The officer approached one of the men and informed him that he was going to be arrested. The individual, who may not have had a license and may have been under the influence of alcohol or crack cocaine, tackled the officer and knocked him to the ground. The man began to beat the officer in the head, arms, and upper torso, it is surmised, with the officer's flashlight. The same individual is believed to have taken the officer's .40-caliber semiautomatic handgun and fatally shot the victim officer, who was wearing body armor, in the side of the head. The alleged murderer apparently attempted to handcuff the officer but was able to cuff only one wrist before fleeing the scene. A 40-year-old male was arrested the same day and charged with Murder in connection with the officer's death. The following day, a 29-year-old male, with an extensive criminal history was also arrested and charged with Murder. This second male has subsequently been tried and sentenced to death.

Just before noon on December 6, a 28-year-old trooper with the South Carolina Highway Patrol was slain while attempting to stop a man and a woman who had been illegally riding a motor scooter on an interstate highway. When the driver of the scooter realized he was being pursued, he had turned off the interstate onto a frontage road in Greenville. The trooper, who had over 2 years' law enforcement service, followed the subjects and pulled

²The written summation from the "Analysis of Law Enforcement Officers Killed and Assaulted Questionnaire was not completed on one of the two feloniously slain officers from the Puerto Rico Police Department. However, all available information provided on the questionnaire is included where applicable in the tables of Section I.

his patrol vehicle alongside the scooter. Without warning, the driver apparently began firing a 9 mm semiautomatic handgun into the trooper's vehicle. Despite his body armor, the trooper was hit five times. Bullets entered through the shoulder area of his vest, severing his spine and entering both lungs and his heart. The man, who was wanted in connection with several robberies, fled the scene. He was captured approximately 3 hours later after being wounded in a gun battle with police. The 33-year-old parolee recovered and was charged with Murder, Possession of a Firearm During the Commission of a Violent Crime, Assault and Battery with Intent to Kill, and six counts of Assault with Intent to Kill. His female companion was arrested and charged with Accessory After the Fact to Murder.

Tennessee

A 45-year-old deputy with the Shelby County Sheriff's Office with nearly 3 years of law enforcement experience was shot and killed in an unprovoked attack at 11:30 a.m. on March 8. Traveling through an unincorporated area in Memphis en route to an unrelated call, the officer pulled over when a woman flagged him down to report an armed person. As soon as the officer stopped his vehicle, a man, who was standing more than 50 feet away and armed with a 12-gauge pump-action shotgun, fired at the female and the officer, striking both individuals. One of the assailant's three shots injured the woman; another shot hit the victim officer in the front of the head, fatally wounding him. The officer, who was wearing body armor, never exited his vehicle. Law enforcement officers responding to the scene wounded the suspect. Prior to the shooting, the man allegedly killed his wife and set fire to his house. When firefighters arrived, he reportedly fired two shotgun blasts, killing two firefighters. The 41-year-old suspect was transported to a local hospital where he was treated for his wounds. He was arrested and charged with four counts of First-Degree Murder, one count of Attempted Murder, and one count of Arson.

At approximately 6 p.m. on July 13, a 53-year-old deputy with the Hawkins County Sheriff's Department was shot down in Treadway during a police standoff with a burglary suspect. Earlier in the day, officers were dispatched to a burglary scene where a witness gave the description of a man who was eventually tracked to his

residence by a K-9 unit. When confronted by the officers at his residence, the man pulled a rifle and told the officers to leave his property. The officers obtained arrest warrants, and a tactical unit, of which the deputy was a member, was called to negotiate the suspect's surrender. Brandishing his weapon, the suspect threatened responding officers that he would kill them if they crossed his property line. Terminating negotiations, he barricaded himself in his home. In an effort to subdue the suspect, responding officers decided to use tear gas. Subsequently, the deputy, with nearly 19 years' law enforcement experience, fired two rounds of tear gas from an outbuilding approximately 15 yards from the suspect's residence. As the deputy, who was wearing body armor, fired the rounds, the suspect allegedly shot him in the front of the head with a .30-30-caliber lever-action rifle, killing him instantly and preventing an accompanying officer from retreating. A standoff ensued, and other area SWAT teams arrived to assist. Under the cover of darkness, the suspect escaped from the residence and walked into a wooded area occupied by members of the Johnson City SWAT Team. The 48-year-old man, who had a number of prior drug- and alcohol-related charges, was arrested around 3 a.m. on July 14 and charged with two counts of First-Degree Murder, two counts of Aggravated Assault on a Police Officer, Attempted Aggravated Burglary, and Vandalism.

A 32-year-old patrol officer with the Hohenwald Police Department was shot and killed while responding to a business's silent alarm on November 27 at approximately 12:20 in the morning. The patrol officer, who had been with the department for about a year and a half, was checking a motorcycle dealership on foot and peered through the large front display window. As he turned to walk away from the window, a gunman stood up from behind a counter inside the shop and fired three times from a .40-caliber semiautomatic handgun through the plate glass window at the officer. One shot bypassed the victim's body armor by striking through the armhole and fatally wounding the patrol officer in the front chest area. The officer was flown to a nearby medical center where he died in surgery. As a result of investigation, an 18-year-old male was arrested the same day and charged with First-Degree Murder, First-Degree Attempted Murder, and Burglary.

Texas

A patrol officer with the San Antonio Police Department with 9 years of law enforcement experience was shot and killed at 6:45 p.m. on March 24 during an arrest situation in which he was trying to locate a person who had outstanding warrants. The subject, who was wanted on an active felony warrant and other misdemeanor warrants, and his girlfriend were in a local motel. The girlfriend's sister called the sheriff's office and told the dispatcher the man's location. The information was relayed to the San Antonio Police Department dispatcher, but the dispatcher mistakenly gave the incorrect name to officers. Two officers, both wearing body armor, went to the motel and checked the register. Although they did not find the name provided, they did find a similar name. The officers knocked on the motel room door, and a man opened the door concealing a .40-caliber semiautomatic handgun. When the officers asked to speak to the individual in question, the man tried to shut the door, but the victim officer stopped the door from closing. The 31-year-old victim officer and the man both pushed on the door from opposite sides; then the man let the door go and stepped back. He shot at the victim officer twice, striking him fatally once in the front of the head, before diving to the floor on one side of the bed in the room. The other officer dove to the floor while firing at the suspect four times. The 20-year-old male committed suicide by shooting himself once in the head. The victim officer died at a hospital a short time later.

A 49-year-old officer with the Austin Parks Police Department was shot and killed during a traffic stop at approximately 3:20 p.m. on May 28. The officer, with 3 years of law enforcement experience, was driving a marked police vehicle when he narrowly avoided hitting a car that pulled directly into his path. The officer initiated a traffic stop of the vehicle, and when he approached the driver's window, the driver reportedly fired three shots from a .380-caliber semiautomatic handgun. The victim officer was struck once in the neck and fatally twice in the chest. The suspect then returned to his vehicle and fled the scene. He was spotted later that day in Katy. During the ensuing police pursuit, the suspect's car was disabled and he escaped on foot. As the police closed in on him, the 28-year-old alleged murderer, who had an extensive

criminal history and was under the influence of narcotics and alcohol at the time of the incident, shot and killed himself.

A 26-year-old deputy with the Harris County Sheriff's Department died on July 22 from injuries he sustained from being struck by a vehicle in an incident that occurred on June 19. At approximately 2 o'clock on the morning of the incident, the off-duty deputy heard gunshots outside a nightclub in Houston and went to investigate the suspicious persons. The deputy, who had 3 years' law enforcement experience, followed two suspects, who were in two separate vehicles, in his personal vehicle to a nearby intersection. After exiting his vehicle, the deputy drew his gun and approached the passenger side of the first vehicle. Somehow he was then dragged through the intersection. The deputy fell or was knocked from the vehicle, only to be run over by the second vehicle. Though it is unknown how many times either driver fired a weapon, the victim officer shot his own service weapon 3 times, two rounds of which struck the second driver's car. Both drivers fled the scene in their vehicles, and the victim officer was later hospitalized for the injuries he sustained when the car ran over him. A 23-year-old male, who was reportedly under the influence of alcohol at the time he was driving the second vehicle that struck the officer, was arrested on June 26 and subsequently charged with Murder. The victim deputy died 4 weeks later from a massive heart attack caused by a blood clot that formed as a result of his injuries. Though the suspect's original charge of Murder was dismissed, he was later found guilty on the charge of Criminal Negligent Homicide.

A 28-year-old trooper with the Department of Public Safety, San Marcos, was shot at approximately 10:30 a.m. on August 3 when he initiated a traffic stop near Kyle for a driver who was not using a seatbelt. While the trooper was still in his vehicle, the suspect exited his vehicle and displayed a .223-caliber semiautomatic rifle. The victim officer, with nearly 6 years of law enforcement experience, ordered the suspect to drop his weapon and then fired at the subject twice when the subject refused to relinquish his rifle. The suspect fired two rounds, one of which penetrated the trooper's windshield and struck the victim officer, who was wearing body armor, under his left eye. The trooper was transported to a local hospital where he

died on August 7. Responding officers arrested a 72-year-old male within minutes of the shooting and charged him with Capital Murder of a Peace Officer.

On October 23 at approximately 2 p.m., a veteran with 12 years of law enforcement service was shot and killed while responding to a domestic disturbance call. The 38-year-old deputy sheriff with the Harris County Sheriff's Department had answered a report of a disturbed male at a residence and was attempting to ascertain what the problem was from the man in question. The man produced a 20-gauge semiautomatic shotgun and shot the deputy twice—a fatal wound to the head and in the neck above his protective vest. A second deputy, also responding to the scene, encountered the 70-year-old suspect who then turned the shotgun on the second officer as well. The deputy drew his service weapon and fired eight shots, mortally wounding the suspect. A life-flight helicopter transported the stricken deputy from the scene to a local hospital where he was pronounced dead shortly after arrival.

At approximately 4:20 p.m. on October 29, a 48-year-old deputy sheriff with the Ward County Sheriff's Department was stabbed to death while responding to a family disturbance. Apparently, when the deputy arrived on the scene, a 29-year-old suspect was in the process of fatally stabbing his wife with a knife. Since there were no witnesses, it is surmised that the deputy stepped in to restrain the suspect and was stabbed multiple times in the chest area during the struggle. Despite his wounds, the deputy managed to fire his service weapon and fatally wound his attacker. The deputy, a 23-year veteran of law enforcement, died at the scene.

At about 6:30 a.m. on December 4, a deputy who had been with the Harris County Sheriff's Department for more than 3 years was fatally shot while investigating suspicious persons. Along with another officer, the 38-year-old deputy responded to a report of suspicious persons outside a residence. Upon arrival, the deputies surprised two males who were stripping an automobile. The suspects ran in different directions, and the two deputies pursued them on foot. The victim officer caught up with the first suspect and was attempting to handcuff him when the thief apparently pulled out a .40-caliber automatic handgun and shot the deputy multiple times. Although the victim was wearing body armor, one shot

struck him fatally in the front of the head. The alleged assailant, who had accidentally shot himself in the hand during the scuffle, escaped. Subsequent investigation revealed he had carjacked a vehicle and fled the area. At approximately 6:40 a.m., the deputy sheriff was pronounced dead at the scene. The 22-year-old alleged assailant was arrested approximately 75 miles from the scene of the shooting and charged with Capital Murder.

A 40-year-old sergeant narcotics investigator with the Gonzales County Sheriff's Department was shot in the chest about 11:40 p.m. on December 5 while serving as a part of a narcotics task force. Members of the task force were assisting the Luling Police Department to serve a search warrant at a residence when the sergeant, a law enforcement veteran with nearly 18 years of experience, was fatally shot with a .38-caliber revolver. Upon approaching the door of the trailer residence, the officers spoke to a man inside. Reportedly, he opened the door and began firing at the officers, striking the victim one time. The 50-year-old male then immediately surrendered to police. The wounded sergeant was transported to an area hospital where he was pronounced dead at 1 a.m. on December 6. The alleged shooter was arrested and charged with First-Degree Homicide, Aggravated Assault, and drug offenses.

A 53-year-old corporal with the Whitewright Police Department was shot and killed at approximately 1:30 a.m. on December 23 following a traffic pursuit. The corporal, with over 3 years' law enforcement experience, and his brother, a recently commissioned reserve police officer, began pursuing a vehicle that was being driven erratically. The pursuit ended in a rural area where the corporal reported that the driver pulled his pickup truck off the road and stopped it in the middle of a field. The victim officer stopped the patrol car on the country road approximately 200 yards from the suspect's vehicle. The man allegedly exited his truck and fired two rounds from a .30-caliber lever-action rifle toward the patrol car, where the two officers were inside waiting their requested backup. One fatal shot hit the corporal in the face. The alleged killer, who has a history of prior arrests for Driving Under the Influence, fled the scene but was arrested at a nearby residence a few hours later. The 51-year-old suspect has been charged with Capital Murder of a Police Officer.

At approximately 6:30 p.m. on December 24, a 29-year-old patrol officer with the Irving Police Department responded to a suspicious circumstances call and found an armed robbery in progress at a local sporting goods store. As the 6-year law enforcement veteran approached the rear loading dock area, several armed men came out of the store and opened fire on him. The officer, who was wearing body armor, was shot 11 times, 6 times in the head with a handgun of unknown type and caliber. Then, he was apparently dragged out of his patrol car so that the suspects could move it out of the way of their vehicle. They ran over him as they fled in an unknown direction. Employees at the sporting goods store reported that the robbers were very disciplined, clearly following a prearranged plan. The men were wearing uniforms, and they had communications equipment, including scanners. They took with them weapons and cash stolen from the store. Within hours of the murder, witnesses identified the suspects through photo line-ups as seven convicts who had escaped from the Connally Unit of the Texas Department of Corrections on December 13, taking numerous guns with them. An intense manhunt was initiated. Four of the suspects were later located in Colorado Springs, Colorado, on January 22, 2001. Three of the men were arrested, and the fourth died from a self-inflicted gunshot wound. The other three fugitives were apprehended 2 days later in the same city. Ranging in age from 23 to 39, all six men were charged with Capital Murder.

Washington

At approximately 12:40 p.m. on August 5, a deputy with the Clallam County Sheriff's Department was dispatched to a disturbance call at a residence near Port Angeles where an ambush situation claimed his life. The 48-year-old deputy, a law enforcement veteran with 21 years' experience, was the first to arrive at the residence of a man who was known to the officer through previous law enforcement contact and who had been referred for mental evaluation on two previous occasions. After exiting his police vehicle, the deputy, who was wearing protective body armor, approached the front door of the home and advised his dispatcher that he did not observe anyone outside the residence. As the deputy came within 5 feet of the door, the man who lived at the home allegedly partially opened the door and fired a single shot from a 12-gauge semiautomatic shotgun into the victim officer's face. A

few minutes later, two other deputies arrived. The man retreated within the residence, and the deputies were able to remove the victim officer's body so that responding paramedics could administer first aid. The victim officer was then transported to the local hospital where he was pronounced dead. Meanwhile, a 25-hour standoff ensued between the gunman and a mounting presence of law enforcement, ending only after the Washington State Patrol SWAT Team forced the man out of his home with the use of tear gas. The 53-year-old man, who was under the influence of a controlled substance, was arrested on August 6 and charged with Aggravated Murder in the First Degree.

West Virginia

On September 11, a 28-year-old deputy with the Nicholas County Sheriff's Office arrested and transported to the sheriff's office in Summersville an offender for a Driving Under the Influence (DUI) violation. At approximately 12:15 a.m., while processing the prisoner, the deputy, who had over 2 years of law enforcement experience, answered an incoming telephone call. While he was distracted with the telephone call, his prisoner apparently pulled a .22-caliber revolver from his boot and pointed it at the deputy. The deputy deflected the weapon, and it discharged into the ceiling. A struggle ensued, and the man pinned the deputy, who was wearing body armor, to the floor and fatally shot the victim officer in the forehead. The entire incident was captured by the office's video camera, including the killer's flight from the scene. The 47-year-old male, who had an extensive arrest history including violations for DUI, assault, unlawful wounding, and firearms possession, was located and arrested 2 days later. Based on a tip, law enforcement from the FBI, the West Virginia State Police, and the Nicholas County Sheriff's Office found the man in a wooded area close to his brother's residence in Craigsville. He was arrested without incident and charged with First-Degree Murder and Felon in Possession of a Firearm.

Wisconsin

On July 15 at 5:30 p.m., a sergeant with the Crandon Police Department was gunned down while responding to a 911 call regarding shots fired in Nashville. Upon arriving at the scene, the 38-year-old sergeant assisted officers from both Forest County and Langlade County Sheriffs'

Departments in establishing a perimeter around the residence of a man who had shot and killed his neighbor. As the sergeant, who was wearing body armor, made a covert approach to the residence, a man fired six rounds from a .44-caliber revolver through the side of the mobile home. One round struck the 13-year veteran of law enforcement in the arms and hands, and a second round struck him fatally in the front of the head. Apparently, the man then ran to the victim officer's body, removed the sergeant's service weapon from his hand, as well as two magazines from his duty belt, and retreated back into the residence. During the course of the incident, officers fired 19 shots at the suspect and his residence, but he remained barricaded in his home for approximately 2 hours, continuing

to fire at police and preventing the removal of the bodies of both the man's neighbor and the victim sergeant. Even though he was wearing protective body armor, a Kevlar helmet, and a gas mask, the suspect finally surrendered after the release of three tear gas canisters into his residence. The 41-year-old suspect, who had no known criminal history, was taken into custody and transported to a medical facility where he received treatment for two gunshot wounds he sustained during the standoff. He was arrested and charged with two counts of First-Degree Intentional Homicide, six counts of Attempted First-Degree Homicide, and six counts of First-Degree Reckless Endangerment.

**LAW
ENFORCEMENT
OFFICERS
ACCIDENTALLY
KILLED
2000**

**CIRCUMSTANCES
SURROUNDING
DEATH**

Table 27

Law Enforcement Officers Accidentally Killed

Circumstance at Scene of Incident by State and Agency, 2000

| Agency by state | Total | Automobile accidents | Motorcycle accidents | Aircraft accidents | Struck by vehicles | Accidental shootings | Other accidental |
|------------------------------|-----------|----------------------|----------------------|--------------------|--------------------|----------------------|-------------------------|
| Total | 84 | 42 | 6 | 7 | 14 | 3 | 12 |
| ARIZONA | 2 | 2 | 0 | 0 | 0 | 0 | 0 |
| Department of Public Safety: | | | | | | | |
| Page | 1 | 1 | 0 | 0 | 0 | 0 | 0 |
| Phoenix | 1 | 1 | 0 | 0 | 0 | 0 | 0 |
| ARKANSAS | 1 | 0 | 0 | 0 | 1 | 0 | 0 |
| State Police, Little Rock | 1 | 0 | 0 | 0 | 1 | 0 | 0 |
| CALIFORNIA | 9 | 3 | 1 | 2 | 2 | 0 | 1 |
| Chino | 1 | 0 | 0 | 0 | 1 | 0 | 0 |
| Highway Patrol, | | | | | | | |
| Oceanside | 1 | 0 | 0 | 0 | 1 | 0 | 0 |
| Los Angeles | 2 | 1 | 0 | 0 | 0 | 0 | (fall) 1 |
| Orange County | 1 | 0 | 1 | 0 | 0 | 0 | 0 |
| San Bernardino | 1 | 1 | 0 | 0 | 0 | 0 | 0 |
| San Francisco | 2 | 0 | 0 | 2 | 0 | 0 | 0 |
| U.S. Marshals Service, | | | | | | | |
| Fresno | 1 | 1 | 0 | 0 | 0 | 0 | 0 |
| COLORADO | 1 | 0 | 1 | 0 | 0 | 0 | 0 |
| Denver | 1 | 0 | 1 | 0 | 0 | 0 | 0 |
| CONNECTICUT | 1 | 1 | 0 | 0 | 0 | 0 | 0 |
| Middletown | 1 | 1 | 0 | 0 | 0 | 0 | 0 |
| FLORIDA | 2 | 1 | 0 | 0 | 0 | 0 | 1 |
| Orlando | 1 | 1 | 0 | 0 | 0 | 0 | 0 |
| Osceola County | 1 | 0 | 0 | 0 | 0 | 0 | 1 |
| GEORGIA | 4 | 3 | 0 | 0 | 1 | 0 | (horse fell on victim)0 |
| Atlanta | 1 | 0 | 0 | 0 | 1 | 0 | 0 |
| Clarke County | 1 | 1 | 0 | 0 | 0 | 0 | 0 |
| Jefferson County | 1 | 1 | 0 | 0 | 0 | 0 | 0 |
| Sylvania | 1 | 1 | 0 | 0 | 0 | 0 | 0 |

Table 27

Law Enforcement Officers Accidentally Killed

Circumstance at Scene of Incident by State and Agency, 2000—Continued

| Agency by state | Total | Automobile accidents | Motorcycle accidents | Aircraft accidents | Struck by vehicles | Accidental shootings | Other accidental |
|--|----------|----------------------|----------------------|--------------------|--------------------|----------------------|-------------------------------|
| ILLINOIS | 3 | 1 | 0 | 0 | 0 | 0 | 2 |
| Chicago | 1 | 0 | 0 | 0 | 0 | 0 | (drowning) 1 |
| Edward's County | 1 | 0 | 0 | 0 | 0 | 0 | (carbon monoxide poisoning) 1 |
| Hamilton County | 1 | 1 | 0 | 0 | 0 | 0 | 0 |
| INDIANA | 3 | 1 | 0 | 0 | 1 | 0 | 1 |
| Fort Wayne | 1 | 1 | 0 | 0 | 0 | 0 | 0 |
| State Police, Bremen | 1 | 0 | 0 | 0 | 1 | 0 | 0 |
| Vigo County | 1 | 0 | 0 | 0 | 0 | 0 | (fall) 1 |
| KANSAS | 3 | 0 | 0 | 2 | 0 | 0 | 1 |
| Topeka | 2 | 0 | 0 | 2 | 0 | 0 | 0 |
| Wichita | 1 | 0 | 0 | 0 | 0 | 0 | (bomb squad training) 1 |
| KENTUCKY | 1 | 1 | 0 | 0 | 0 | 0 | 0 |
| Division of Vehicle Enforcement, Frankfort | 1 | 1 | 0 | 0 | 0 | 0 | 0 |
| LOUISIANA | 4 | 2 | 1 | 0 | 0 | 0 | 1 |
| Calcasieu Parish | 1 | 1 | 0 | 0 | 0 | 0 | 0 |
| Department of Wildlife & Fisheries, Minden | 1 | 0 | 0 | 0 | 0 | 0 | (drowning) 1 |
| New Iberia | 1 | 0 | 1 | 0 | 0 | 0 | 0 |
| St. Martin Parish | 1 | 1 | 0 | 0 | 0 | 0 | 0 |
| MARYLAND | 5 | 5 | 0 | 0 | 0 | 0 | 0 |
| Baltimore | 3 | 3 | 0 | 0 | 0 | 0 | 0 |
| Prince George's County Police | 1 | 1 | 0 | 0 | 0 | 0 | 0 |
| Worcester County | 1 | 1 | 0 | 0 | 0 | 0 | 0 |
| MASSACHUSETTS | 4 | 0 | 0 | 0 | 2 | 0 | 2 |
| Fall River | 1 | 0 | 0 | 0 | 0 | 0 | (fall) 1 |
| Medfield | 1 | 0 | 0 | 0 | 1 | 0 | 0 |
| State Police, Framingham | 1 | 0 | 0 | 0 | 0 | 0 | (Hepatitis C) 1 |
| Yarmouth | 1 | 0 | 0 | 0 | 1 | 0 | 0 |

Table 27

Law Enforcement Officers Accidentally Killed

Circumstance at Scene of Incident by State and Agency, 2000—Continued

| Agency by state | Total | Automobile accidents | Motorcycle accidents | Aircraft accidents | Struck by vehicles | Accidental shootings | Other accidental |
|----------------------------------|----------|----------------------|----------------------|--------------------|--------------------|----------------------|------------------|
| MICHIGAN | 4 | 2 | 0 | 0 | 2 | 0 | 0 |
| Cass County | 1 | 1 | 0 | 0 | 0 | 0 | 0 |
| DeWitt Township | 1 | 0 | 0 | 0 | 1 | 0 | 0 |
| Huron County | 1 | 1 | 0 | 0 | 0 | 0 | 0 |
| State Police, Paw Paw | 1 | 0 | 0 | 0 | 1 | 0 | 0 |
| MINNESOTA | 1 | 0 | 0 | 0 | 1 | 0 | 0 |
| State Patrol, St. Paul | 1 | 0 | 0 | 0 | 1 | 0 | 0 |
| MISSISSIPPI | 2 | 1 | 0 | 0 | 1 | 0 | 0 |
| Jackson County | 1 | 0 | 0 | 0 | 1 | 0 | 0 |
| Louisville | 1 | 1 | 0 | 0 | 0 | 0 | 0 |
| NEW JERSEY | 1 | 0 | 0 | 0 | 0 | 1 | 0 |
| West Deptford Township | 1 | 0 | 0 | 0 | 0 | 1 | 0 |
| NEW YORK | 4 | 4 | 0 | 0 | 0 | 0 | 0 |
| New York City | 2 | 2 | 0 | 0 | 0 | 0 | 0 |
| State Police, Kingston | 2 | 2 | 0 | 0 | 0 | 0 | 0 |
| NORTH CAROLINA | 2 | 2 | 0 | 0 | 0 | 0 | 0 |
| Craven County | 1 | 1 | 0 | 0 | 0 | 0 | 0 |
| Greene County | 1 | 1 | 0 | 0 | 0 | 0 | 0 |
| OHIO | 2 | 2 | 0 | 0 | 0 | 0 | 0 |
| Clay Township | 1 | 1 | 0 | 0 | 0 | 0 | 0 |
| Highway Patrol, Milan | 1 | 1 | 0 | 0 | 0 | 0 | 0 |
| OKLAHOMA | 2 | 2 | 0 | 0 | 0 | 0 | 0 |
| Highway Patrol, Oklahoma City | 1 | 1 | 0 | 0 | 0 | 0 | 0 |
| Oklahoma City | 1 | 1 | 0 | 0 | 0 | 0 | 0 |
| OREGON | 1 | 0 | 0 | 0 | 0 | 1 | 0 |
| Clackamas County | 1 | 0 | 0 | 0 | 0 | 1 | 0 |

Table 27

Law Enforcement Officers Accidentally Killed

Circumstance at Scene of Incident by State and Agency, 2000—Continued

| Agency by state | Total | Automobile accidents | Motorcycle accidents | Aircraft accidents | Struck by vehicles | Accidental shootings | Other accidental |
|--|----------|----------------------|----------------------|--------------------|--------------------|----------------------|---------------------------------|
| PENNSYLVANIA | 2 | 1 | 0 | 0 | 1 | 0 | 0 |
| Philadelphia | 1 | 0 | 0 | 0 | 1 | 0 | 0 |
| State Police, Erie | 1 | 1 | 0 | 0 | 0 | 0 | 0 |
| RHODE ISLAND | 1 | 0 | 0 | 0 | 0 | 1 | 0 |
| Providence | 1 | 0 | 0 | 0 | 0 | 1 | 0 |
| SOUTH CAROLINA | 2 | 2 | 0 | 0 | 0 | 0 | 0 |
| Edgefield County Highway Patrol, Greenville | 1 | 1 | 0 | 0 | 0 | 0 | 0 |
| | 1 | 1 | 0 | 0 | 0 | 0 | 0 |
| SOUTH DAKOTA | 1 | 1 | 0 | 0 | 0 | 0 | 0 |
| Bureau of Indian Affairs, Oglala Lakota Nation | 1 | 1 | 0 | 0 | 0 | 0 | 0 |
| TENNESSEE | 6 | 2 | 2 | 0 | 1 | 0 | 1 |
| Alcoa | 1 | 0 | 1 | 0 | 0 | 0 | 0 |
| Chattanooga | 1 | 1 | 0 | 0 | 0 | 0 | 0 |
| Hendersonville | 1 | 0 | 1 | 0 | 0 | 0 | 0 |
| Highway Patrol, Jackson | 1 | 1 | 0 | 0 | 0 | 0 | 0 |
| Knox County | 1 | 0 | 0 | 0 | 1 | 0 | 0 |
| Parsons | 1 | 0 | 0 | 0 | 0 | 0 | (utility pole 1 fell on victim) |
| TEXAS | 3 | 2 | 1 | 0 | 0 | 0 | 0 |
| Bryan | 1 | 0 | 1 | 0 | 0 | 0 | 0 |
| Dallas | 1 | 1 | 0 | 0 | 0 | 0 | 0 |
| Trinity County | 1 | 1 | 0 | 0 | 0 | 0 | 0 |
| UTAH | 2 | 0 | 0 | 1 | 1 | 0 | 0 |
| Highway Patrol, Salt Lake City | 1 | 0 | 0 | 1 | 0 | 0 | 0 |
| Salt Lake City | 1 | 0 | 0 | 0 | 1 | 0 | 0 |
| WEST VIRGINIA | 1 | 0 | 0 | 0 | 0 | 0 | 1 |
| Morgantown | 1 | 0 | 0 | 0 | 0 | 0 | (bicycle 1 training) |

Table 27

Law Enforcement Officers Accidentally Killed

Circumstance at Scene of Incident by State and Agency, 2000—Continued

| Agency by state | Total | Automobile accidents | Motorcycle accidents | Aircraft accidents | Struck by vehicles | Accidental shootings | Other accidental |
|-------------------------|----------|----------------------|----------------------|--------------------|--------------------|----------------------|------------------|
| WISCONSIN | 3 | 0 | 0 | 2 | 0 | 0 | 1 |
| Marinette County | 1 | 0 | 0 | 0 | 0 | 0 | (drowning)1 |
| Milwaukee County | 2 | 0 | 0 | 2 | 0 | 0 | 0 |
| U.S. TERRITORIES | 1 | 1 | 0 | 0 | 0 | 0 | 0 |
| Puerto Rico, Caguas | 1 | 1 | 0 | 0 | 0 | 0 | 0 |

Table 28

Law Enforcement Officers Accidentally Killed

Circumstance at Scene of Incident, 1991-2000

| Circumstance at scene of incident | Total | 1991 | 1992 | 1993 | 1994 | 1995 | 1996 | 1997 | 1998 | 1999 | 2000 |
|---|------------|-----------|-----------|-----------|-----------|-----------|-----------|-----------|-----------|-----------|-----------|
| Total | 643 | 53 | 66 | 59 | 62 | 59 | 51 | 63 | 81 | 65 | 84 |
| Automobile accidents | 358 | 24 | 34 | 38 | 32 | 33 | 33 | 33 | 48 | 41 | 42 |
| Motorcycle accidents | 46 | 6 | 5 | 1 | 8 | 3 | 4 | 4 | 3 | 6 | 6 |
| Aircraft accidents | 58 | 7 | 5 | 9 | 10 | 8 | 0 | 4 | 4 | 4 | 7 |
| Struck by vehicles | 99 | 8 | 11 | 4 | 7 | 10 | 7 | 15 | 14 | 9 | 14 |
| Traffic stops, roadblocks, etc. | 38 | 5 | 6 | 1 | 3 | 1 | 4 | 4 | 4 | 3 | 7 |
| Directing traffic, assisting motorists, etc. | 61 | 3 | 5 | 3 | 4 | 9 | 3 | 11 | 10 | 6 | 7 |
| Accidental shootings | 25 | 1 | 3 | 5 | 2 | 2 | 2 | 1 | 3 | 3 | 3 |
| Crossfires, mistaken for subject, firearm mishaps | 17 | 1 | 3 | 2 | 1 | 2 | 1 | 1 | 3 | 2 | 1 |
| Training sessions | 7 | 0 | 0 | 3 | 1 | 0 | 1 | 0 | 0 | 1 | 1 |
| Self-inflicted, cleaning mishaps (not apparent or confirmed suicides) | 1 | 0 | 0 | 0 | 0 | 0 | 0 | 0 | 0 | 0 | 1 |
| Other accidental (falls, drownings, etc.) | 57 | 7 | 8 | 2 | 3 | 3 | 5 | 6 | 9 | 2 | 12 |

**LAW
ENFORCEMENT
OFFICERS
ACCIDENTALLY
KILLED
2000**

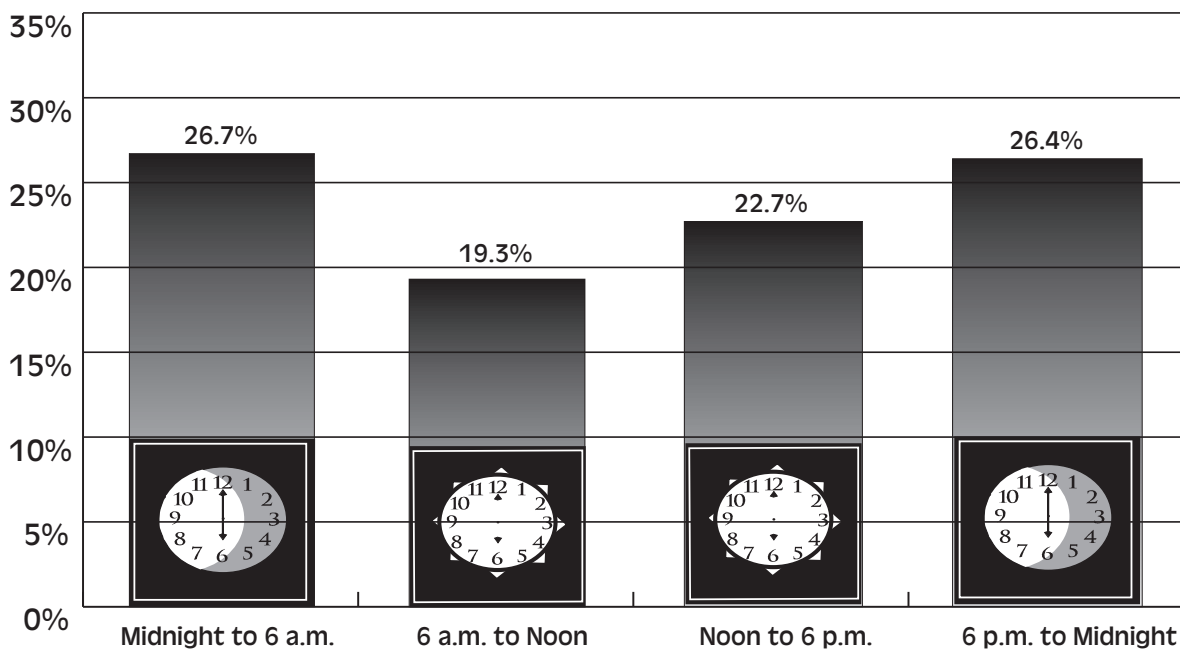
TIMES AND PLACES

Table 29

Law Enforcement Officers Accidentally Killed

Time of Day, 1991-2000

| Time | Total | 1991 | 1992 | 1993 | 1994 | 1995 | 1996 | 1997 | 1998 | 1999 | 2000 |
|-------------------|------------|-----------|-----------|-----------|-----------|-----------|-----------|-----------|-----------|-----------|-----------|
| Total | 643 | 53 | 66 | 59 | 62 | 59 | 51 | 63 | 81 | 65 | 84 |
| A.M. | | | | | | | | | | | |
| 12:01 - 2 | 73 | 4 | 10 | 8 | 4 | 6 | 6 | 9 | 7 | 8 | 11 |
| 2:01 - 4 | 57 | 4 | 3 | 7 | 4 | 8 | 3 | 5 | 8 | 6 | 9 |
| 4:01 - 6 | 42 | 4 | 3 | 5 | 5 | 2 | 5 | 2 | 4 | 7 | 5 |
| 6:01 - 8 | 36 | 2 | 4 | 2 | 3 | 3 | 3 | 2 | 8 | 4 | 5 |
| 8:01 - 10 | 44 | 5 | 2 | 1 | 2 | 7 | 6 | 5 | 3 | 5 | 8 |
| 10:01 - Noon | 44 | 4 | 4 | 9 | 2 | 6 | 1 | 3 | 6 | 4 | 5 |
| P.M. | | | | | | | | | | | |
| 12:01 - 2 | 51 | 5 | 6 | 6 | 0 | 3 | 5 | 3 | 5 | 9 | 9 |
| 2:01 - 4 | 54 | 3 | 3 | 3 | 9 | 4 | 3 | 5 | 11 | 5 | 8 |
| 4:01 - 6 | 41 | 1 | 2 | 3 | 4 | 2 | 5 | 9 | 9 | 4 | 2 |
| 6:01 - 8 | 45 | 7 | 4 | 3 | 2 | 3 | 3 | 5 | 9 | 3 | 6 |
| 8:01 - 10 | 50 | 4 | 11 | 5 | 9 | 1 | 3 | 3 | 4 | 2 | 8 |
| 10:01 - Midnight | 75 | 4 | 10 | 5 | 12 | 10 | 7 | 9 | 5 | 6 | 7 |
| Time not reported | 31 | 6 | 4 | 2 | 6 | 4 | 1 | 3 | 2 | 2 | 1 |



Due to rounding, the percentages may not add to 100.0.
Time was not reported for 4.8 percent of all law enforcement officers accidentally killed.

**Figure 4. Law Enforcement Officers Accidentally Killed
Time of Day, 1991-2000**

Table 30

Law Enforcement Officers Accidentally Killed

Day of Week, 1991-2000

| Day | Total | 1991 | 1992 | 1993 | 1994 | 1995 | 1996 | 1997 | 1998 | 1999 | 2000 |
|--------------|------------|-----------|-----------|-----------|-----------|-----------|-----------|-----------|-----------|-----------|-----------|
| Total | 643 | 53 | 66 | 59 | 62 | 59 | 51 | 63 | 81 | 65 | 84 |
| Sunday | 83 | 10 | 9 | 6 | 8 | 7 | 6 | 8 | 13 | 10 | 6 |
| Monday | 83 | 4 | 10 | 5 | 8 | 13 | 8 | 6 | 10 | 13 | 6 |
| Tuesday | 95 | 5 | 11 | 11 | 9 | 7 | 8 | 8 | 14 | 7 | 15 |
| Wednesday | 86 | 8 | 6 | 11 | 7 | 10 | 7 | 8 | 14 | 3 | 12 |
| Thursday | 97 | 13 | 11 | 5 | 8 | 4 | 6 | 12 | 10 | 13 | 15 |
| Friday | 98 | 8 | 10 | 11 | 10 | 6 | 8 | 10 | 14 | 8 | 13 |
| Saturday | 101 | 5 | 9 | 10 | 12 | 12 | 8 | 11 | 6 | 11 | 17 |

Table 31

Law Enforcement Officers Accidentally Killed

Month, 1991-2000

| Month | Total | 1991 | 1992 | 1993 | 1994 | 1995 | 1996 | 1997 | 1998 | 1999 | 2000 |
|--------------|------------|-----------|-----------|-----------|-----------|-----------|-----------|-----------|-----------|-----------|-----------|
| Total | 643 | 53 | 66 | 59 | 62 | 59 | 51 | 63 | 81 | 65 | 84 |
| January | 58 | 2 | 6 | 3 | 9 | 5 | 4 | 4 | 9 | 6 | 10 |
| February | 58 | 2 | 4 | 7 | 4 | 7 | 8 | 8 | 8 | 3 | 7 |
| March | 44 | 7 | 4 | 3 | 4 | 3 | 4 | 3 | 6 | 5 | 5 |
| April | 42 | 6 | 3 | 2 | 4 | 4 | 5 | 6 | 6 | 3 | 3 |
| May | 56 | 4 | 8 | 3 | 3 | 7 | 4 | 4 | 5 | 9 | 9 |
| June | 58 | 6 | 7 | 4 | 1 | 8 | 6 | 5 | 7 | 5 | 9 |
| July | 68 | 5 | 4 | 15 | 7 | 9 | 2 | 3 | 7 | 6 | 10 |
| August | 50 | 7 | 5 | 3 | 8 | 6 | 2 | 5 | 3 | 4 | 7 |
| September | 41 | 4 | 3 | 1 | 2 | 3 | 1 | 7 | 9 | 4 | 7 |
| October | 69 | 4 | 11 | 8 | 4 | 2 | 9 | 7 | 8 | 7 | 9 |
| November | 50 | 4 | 4 | 7 | 10 | 3 | 2 | 7 | 5 | 4 | 4 |
| December | 49 | 2 | 7 | 3 | 6 | 2 | 4 | 4 | 8 | 9 | 4 |

Table 32

Law Enforcement Officers Accidentally Killed

Region, Geographic Division, and State, 1991-2000

| Area | Total | 1991 | 1992 | 1993 | 1994 | 1995 | 1996 | 1997 | 1998 | 1999 | 2000 |
|---------------------------|------------|-----------|-----------|-----------|-----------|-----------|-----------|-----------|-----------|-----------|-----------|
| Total | 643 | 53 | 66 | 59 | 62 | 59 | 51 | 63 | 81 | 65 | 84 |
| NORTHEAST | 70 | 9 | 8 | 3 | 5 | 8 | 7 | 8 | 3 | 6 | 13 |
| New England | 24 | 4 | 2 | 0 | 1 | 5 | 1 | 2 | 1 | 2 | 6 |
| Connecticut | 5 | 2 | 0 | 0 | 0 | 0 | 0 | 1 | 1 | 0 | 1 |
| Maine | 3 | 0 | 0 | 0 | 1 | 0 | 1 | 0 | 0 | 1 | 0 |
| Massachusetts | 13 | 2 | 1 | 0 | 0 | 4 | 0 | 1 | 0 | 1 | 4 |
| New Hampshire | 1 | 0 | 0 | 0 | 0 | 1 | 0 | 0 | 0 | 0 | 0 |
| Rhode Island | 1 | 0 | 0 | 0 | 0 | 0 | 0 | 0 | 0 | 0 | 1 |
| Vermont | 1 | 0 | 1 | 0 | 0 | 0 | 0 | 0 | 0 | 0 | 0 |
| Middle Atlantic | 46 | 5 | 6 | 3 | 4 | 3 | 6 | 6 | 2 | 4 | 7 |
| New Jersey | 11 | 0 | 2 | 2 | 0 | 1 | 1 | 2 | 0 | 2 | 1 |
| New York | 22 | 2 | 3 | 1 | 3 | 1 | 3 | 2 | 2 | 1 | 4 |
| Pennsylvania | 13 | 3 | 1 | 0 | 1 | 1 | 2 | 2 | 0 | 1 | 2 |
| MIDWEST | 114 | 6 | 7 | 16 | 14 | 11 | 6 | 14 | 9 | 11 | 20 |
| East North Central | 77 | 3 | 5 | 9 | 12 | 7 | 3 | 10 | 8 | 5 | 15 |
| Illinois | 15 | 0 | 2 | 3 | 1 | 1 | 0 | 5 | 0 | 0 | 3 |
| Indiana | 16 | 1 | 0 | 1 | 2 | 0 | 1 | 2 | 3 | 3 | 3 |
| Michigan | 18 | 0 | 2 | 1 | 4 | 3 | 1 | 1 | 0 | 2 | 4 |
| Ohio | 15 | 1 | 1 | 0 | 4 | 3 | 1 | 1 | 2 | 0 | 2 |
| Wisconsin | 13 | 1 | 0 | 4 | 1 | 0 | 0 | 1 | 3 | 0 | 3 |
| West North Central | 37 | 3 | 2 | 7 | 2 | 4 | 3 | 4 | 1 | 6 | 5 |
| Iowa | 4 | 0 | 0 | 3 | 0 | 0 | 0 | 1 | 0 | 0 | 0 |
| Kansas | 8 | 1 | 0 | 1 | 0 | 3 | 0 | 0 | 0 | 0 | 3 |
| Minnesota | 5 | 0 | 0 | 1 | 0 | 0 | 1 | 0 | 0 | 2 | 1 |
| Missouri | 16 | 2 | 2 | 2 | 2 | 1 | 1 | 3 | 1 | 2 | 0 |
| Nebraska | 3 | 0 | 0 | 0 | 0 | 0 | 1 | 0 | 0 | 2 | 0 |
| North Dakota | 0 | 0 | 0 | 0 | 0 | 0 | 0 | 0 | 0 | 0 | 0 |
| South Dakota | 1 | 0 | 0 | 0 | 0 | 0 | 0 | 0 | 0 | 0 | 1 |
| SOUTH | 310 | 26 | 40 | 26 | 30 | 31 | 22 | 23 | 41 | 36 | 35 |
| South Atlantic | 145 | 12 | 19 | 14 | 17 | 14 | 11 | 6 | 18 | 18 | 16 |
| Delaware | 2 | 0 | 0 | 0 | 0 | 0 | 2 | 0 | 0 | 0 | 0 |
| District of Columbia | 4 | 0 | 0 | 0 | 1 | 1 | 1 | 0 | 1 | 0 | 0 |
| Florida | 46 | 6 | 7 | 5 | 3 | 6 | 0 | 4 | 6 | 7 | 2 |
| Georgia | 24 | 2 | 1 | 3 | 5 | 0 | 3 | 1 | 3 | 2 | 4 |

Table 32

Law Enforcement Officers Accidentally Killed

Region, Geographic Division, and State, 1991-2000—Continued

| Area | Total | 1991 | 1992 | 1993 | 1994 | 1995 | 1996 | 1997 | 1998 | 1999 | 2000 |
|---------------------------------|------------|-----------|-----------|-----------|-----------|----------|-----------|-----------|-----------|-----------|-----------|
| South Atlantic—Continued | | | | | | | | | | | |
| Maryland | 16 | 1 | 2 | 1 | 2 | 1 | 1 | 0 | 3 | 0 | 5 |
| North Carolina | 19 | 0 | 2 | 3 | 2 | 3 | 1 | 1 | 2 | 3 | 2 |
| South Carolina | 20 | 2 | 6 | 1 | 2 | 1 | 2 | 0 | 1 | 3 | 2 |
| Virginia | 11 | 1 | 1 | 1 | 1 | 2 | 1 | 0 | 2 | 2 | 0 |
| West Virginia | 3 | 0 | 0 | 0 | 1 | 0 | 0 | 0 | 0 | 1 | 1 |
| East South Central | | | | | | | | | | | |
| | 55 | 5 | 5 | 4 | 3 | 6 | 5 | 5 | 5 | 8 | 9 |
| Alabama | 17 | 2 | 3 | 2 | 0 | 4 | 2 | 1 | 1 | 2 | 0 |
| Kentucky | 5 | 1 | 0 | 0 | 0 | 0 | 1 | 1 | 1 | 0 | 1 |
| Mississippi | 10 | 0 | 0 | 2 | 2 | 1 | 0 | 1 | 1 | 1 | 2 |
| Tennessee | 23 | 2 | 2 | 0 | 1 | 1 | 2 | 2 | 2 | 5 | 6 |
| West South Central | | | | | | | | | | | |
| | 110 | 9 | 16 | 8 | 10 | 11 | 6 | 12 | 18 | 10 | 10 |
| Arkansas | 17 | 2 | 2 | 1 | 0 | 1 | 0 | 3 | 7 | 0 | 1 |
| Louisiana | 31 | 3 | 3 | 1 | 2 | 2 | 4 | 2 | 4 | 6 | 4 |
| Oklahoma | 10 | 0 | 1 | 0 | 0 | 2 | 0 | 1 | 3 | 1 | 2 |
| Texas | 52 | 4 | 10 | 6 | 8 | 6 | 2 | 6 | 4 | 3 | 3 |
| WEST | 130 | 11 | 10 | 11 | 13 | 9 | 12 | 16 | 22 | 11 | 15 |
| Mountain | | | | | | | | | | | |
| | 43 | 0 | 6 | 4 | 6 | 3 | 2 | 5 | 9 | 3 | 5 |
| Arizona | 16 | 0 | 2 | 2 | 2 | 1 | 0 | 0 | 5 | 2 | 2 |
| Colorado | 5 | 0 | 0 | 1 | 0 | 0 | 1 | 1 | 0 | 1 | 1 |
| Idaho | 1 | 0 | 0 | 0 | 0 | 1 | 0 | 0 | 0 | 0 | 0 |
| Montana | 0 | 0 | 0 | 0 | 0 | 0 | 0 | 0 | 0 | 0 | 0 |
| Nevada | 7 | 0 | 2 | 0 | 0 | 0 | 1 | 2 | 2 | 0 | 0 |
| New Mexico | 2 | 0 | 1 | 0 | 0 | 0 | 0 | 1 | 0 | 0 | 0 |
| Utah | 8 | 0 | 1 | 0 | 2 | 1 | 0 | 1 | 1 | 0 | 2 |
| Wyoming | 4 | 0 | 0 | 1 | 2 | 0 | 0 | 0 | 1 | 0 | 0 |
| Pacific | | | | | | | | | | | |
| | 87 | 11 | 4 | 7 | 7 | 6 | 10 | 11 | 13 | 8 | 10 |
| Alaska | 3 | 0 | 1 | 0 | 2 | 0 | 0 | 0 | 0 | 0 | 0 |
| California | 62 | 7 | 2 | 4 | 5 | 4 | 9 | 7 | 11 | 4 | 9 |
| Hawaii | 6 | 2 | 0 | 0 | 0 | 2 | 0 | 1 | 0 | 1 | 0 |
| Oregon | 8 | 0 | 0 | 2 | 0 | 0 | 1 | 3 | 0 | 1 | 1 |
| Washington | 8 | 2 | 1 | 1 | 0 | 0 | 0 | 0 | 2 | 2 | 0 |
| U.S. TERRITORIES | | | | | | | | | | | |
| | 19 | 1 | 1 | 3 | 0 | 0 | 4 | 2 | 6 | 1 | 1 |
| American Samoa | 1 | 0 | 0 | 0 | 0 | 0 | 0 | 0 | 1 | 0 | 0 |
| Guam | 0 | 0 | 0 | 0 | 0 | 0 | 0 | 0 | 0 | 0 | 0 |
| Mariana Islands | 0 | 0 | 0 | 0 | 0 | 0 | 0 | 0 | 0 | 0 | 0 |
| Puerto Rico | 17 | 1 | 1 | 3 | 0 | 0 | 4 | 2 | 4 | 1 | 1 |
| U.S. Virgin Islands | 1 | 0 | 0 | 0 | 0 | 0 | 0 | 0 | 1 | 0 | 0 |

**LAW
ENFORCEMENT
OFFICERS
ACCIDENTALLY
KILLED
2000**

**PROFILE OF
VICTIM OFFICERS**

Table 33

Law Enforcement Officers Accidentally Killed

Profile of Victim Officers, 1991-2000

| Victim officers | 2000 | 1991- 1995 | 1996- 2000 | 1991- 2000 |
|--------------------------------|--------------|---------------|---------------|---------------|
| Total | 84 | 299 | 344 | 643 |
| Age | | | | |
| Under 25 years | 7 | 19 | 30 | 49 |
| 25 - 30 years | 18 | 79 | 82 | 161 |
| 31 - 40 years | 26 | 112 | 113 | 225 |
| Over 40 years | 33 | 86 | 116 | 202 |
| Age not reported | 0 | 3 | 3 | 6 |
| Average years of age | 38 | 36 | 37 | 37 |
| Sex | | | | |
| Male | 80 | 285 | 322 | 607 |
| Female | 4 | 14 | 22 | 36 |
| Race | | | | |
| White | 74 | 260 | 295 | 555 |
| Black | 8 | 28 | 33 | 61 |
| Asian/Pacific Islander | 1 | 5 | 6 | 11 |
| American Indian/Alaskan Native | 1 | 3 | 7 | 10 |
| Race not reported | 0 | 3 | 3 | 6 |
| Years of service | | | | |
| Less than 1 year | 4 | 17 | 20 | 37 |
| 1 - 4 years | 21 | 75 | 94 | 169 |
| 5 - 10 years | 19 | 99 | 83 | 182 |
| Over 10 years | 40 | 101 | 137 | 238 |
| Years of service not reported | 0 | 7 | 10 | 17 |
| Average years of service | 11 | 9 | 10 | 10 |
| Average height | 5'11" | 5'11" | 5'11" | 5'11" |

SECTION II

Law Enforcement Officers Assaulted

Methodology

Section II contains data pertaining to assaults on sworn city, county, and state law enforcement officers. The information is collected monthly from UCR Program participants who compile and submit their data by one of two means: either directly to the FBI or through their state UCR Programs.

Law enforcement agencies report the number of assaults resulting in serious injury or instances where a weapon was used that could have caused serious injury or death. Other assaults are recorded only if they involved more than verbal abuse or minor resistance to an arrest.

The data in Section II are based on information reported to the national UCR Program by 8,653 law enforcement agencies. The contributing agencies provided the national Program with 12 months of officer assault statistics and an annual number of police officers employed. These agencies offered services to nearly 200 million inhabitants or 71.0 percent of the Nation's total population. Table 2.1 shows the summary of the population coverage and number of agencies represented. Tables 40 through 42 are presentations by population groups. In 2000, data for the District of Columbia, Illinois, Kansas, Montana, Vermont, and West Virginia were not available for inclusion in the tabulations.

Overview

Data collected from 8,653 of the Nation's law enforcement agencies in 2000 showed that 56,054 officers, or an average of 12.7 of every 100 law enforcement officers, were assaulted in the line of duty. This rate was 5.0 percent greater than the 1999 rate (12.1 per 100 officers), 1.4 percent greater than the 1996 rate (12.5 per 100 officers), and 20.2 percent lower than the 1991 rate (15.9 per 100 officers).

Regionally, the South, the most populous region, recorded an assault rate of 14.8 per 100 officers. The Northeast recorded a rate of 12.7; the West, a rate of 11.1; and the Midwest, an assault rate of 10.2 assaults per 100 officers. (See Table 34.)

The assault rate for city population groupings ranged from 18.0 per 100 officers in cities with populations of 250,000 and over to 7.5 assaults per 100 officers in cities with populations under 10,000. The assault rate for suburban counties was 11.4 assaults per 100 officers, and the rate for the rural counties was 5.7 assaults per 100 officers. (See Table 41.)

Injuries

Data reported to the national Program show that assaults resulted in personal injury to 15,915 law enforcement officers in 2000. The injury rate was 3.6 per 100 officers, up slightly from the 1999 injury rate of 3.4 per 100 officers.

By geographic region, the South had 4.0 assaults with injury for every 100 officers. The Northeast recorded a rate of 3.9; the Midwest, a rate of 3.3; and the West, a rate of 3.0 assaults per 100 officers. (See Table 34.)

Within the population groups, law enforcement agencies in cities with populations 100,000 to 249,999 inhabitants had the greatest assault injury rate, 5.5 per 100 officers. The lowest rate, 1.7 per 100 officers, was recorded in the rural counties. (See Table 41.)

Weapons

The data for 2000 show that 81.7 percent of assaults on law enforcement officers were committed with personal weapons—hands, fists, feet, etc. (See Table 35.) Of the

assaults with these weapons, 29.3 percent resulted in injuries. Firearms were used in 3.0 percent of all assaults; of the officers assaulted with firearms, 12.3 percent were injured. (See Table 36.) Assaults with knives or cutting instruments accounted for 1.8 percent of the assaults on law enforcement officers, and 17.1 percent of these victims received injuries. Officers who were attacked with other dangerous weapons made up the remaining 13.5 percent, with 27.9 percent of those victims receiving injuries.

Circumstances

Assault data reported in 2000 show that 30.7 percent of officer assaults occurred when officers were responding to disturbance calls (family quarrels, person with a firearm, bar fights, etc.), more than any other circumstance, in 2000. Officers attempting arrests when assaulted made up 18.8 percent of the total (1.4 percent by burglary suspects, 0.9 percent by robbery suspects, and the remaining 16.5 percent by suspects involved in varying arrest situations). Assaults occurring while the officers were handling, transporting, or maintaining custody of prisoners accounted for 12.1 percent, 11.1 percent of the assaults took place while making traffic pursuits or stops, and 10.4 percent occurred while investigating suspicious persons or circumstances. The remainder of the assaults took place while the officers were performing various other duties. (See Table 38.)

Types of Assignment

Data concerning type of officer assignment show that during 2000, 80.6 percent of the total law enforcement officers assaulted were on vehicle patrol at the time they were attacked: 58.9 percent were assigned to 1-officer vehicles and 21.8 percent were assigned to 2-officer vehicles. Additionally, of the total number of officers assaulted, 5.9 percent were on detective or special assignment, and 13.5 percent were performing other duties. Fellow officers were on the scene assisting 71.6 percent of the victims. (See Table 38.)

Times

As in previous years, most assaults on law enforcement officers in 2000 occurred during the evening and early morning shifts. During the hours of 6 p.m. and 4 a.m., 62.8 percent of all assaults took place. (See Table 37.)

Clearances

Of all reported assaults on law enforcement officers in 2000, 90.0 percent were cleared by arrest or exceptional means. Assaults occurring during disturbance calls (family quarrels, person with a firearm, etc.) were the circumstance most frequently cleared (93.0 percent). The circumstance with the lowest clearance rate, 71.6 percent, was civil disorders. (See Table 40.)

Table 2.1

Law Enforcement Officers Assaulted

Population Covered and Number of Reporting Agencies by Population Group, 2000

| Population group of victim officer's agency | Population covered | Number of reporting agencies |
|---|--------------------|------------------------------|
| Total | 199,724,763 | 8,653 |
| Group I (cities 250,000 and over) | 37,934,020 | 61 |
| Group II (cities 100,000 - 249,999) | 21,381,198 | 143 |
| Group III (cities 50,000 - 99,999) | 21,073,944 | 308 |
| Group IV (cities 25,000 - 49,999) | 19,055,427 | 547 |
| Group V (cities 10,000 - 24,999) | 20,179,611 | 1,280 |
| Group VI (cities under 10,000) ¹ | 15,423,332 | 4,385 |
| Suburban counties ² | 45,044,924 | 573 |
| Rural counties ² | 19,632,307 | 1,356 |

¹Includes universities and colleges to which no population is attributed.

²Includes state police to which no population is attributed.

Table 34

Law Enforcement Officers Assaulted
Region and Geographic Division, 2000

| Area | Total ¹ | Rate per 100 officers | Assaults with injury | Rate per 100 officers | Number of reporting agencies | Population covered | Number of officers |
|--------------------|--------------------|-----------------------------|----------------------------|-----------------------------|------------------------------------|-----------------------|--------------------------|
| Total | 56,054 | 12.7 | 15,915 | 3.6 | 8,653 | 199,724,763 | 441,311 |
| NORTHEAST | 9,354 | 12.7 | 2,892 | 3.9 | 1,727 | 29,873,804 | 73,436 |
| New England | 2,183 | 11.8 | 560 | 3.0 | 442 | 8,297,999 | 18,469 |
| Middle Atlantic | 7,171 | 13.0 | 2,332 | 4.2 | 1,285 | 21,575,805 | 54,967 |
| MIDWEST | 7,374 | 10.2 | 2,392 | 3.3 | 2,121 | 38,494,699 | 72,644 |
| East North Central | 4,346 | 9.1 | 1,531 | 3.2 | 1,157 | 24,369,455 | 47,594 |
| West North Central | 3,028 | 12.1 | 861 | 3.4 | 964 | 14,125,244 | 25,050 |
| SOUTH | 26,395 | 14.8 | 7,165 | 4.0 | 3,400 | 77,515,176 | 178,482 |
| South Atlantic | 16,637 | 17.7 | 4,123 | 4.4 | 1,483 | 40,578,539 | 93,996 |
| East South Central | 2,069 | 8.9 | 692 | 3.0 | 603 | 9,995,965 | 23,131 |
| West South Central | 7,689 | 12.5 | 2,350 | 3.8 | 1,314 | 26,940,672 | 61,355 |
| WEST | 12,931 | 11.1 | 3,466 | 3.0 | 1,405 | 53,841,084 | 116,749 |
| Mountain | 3,982 | 12.2 | 1,028 | 3.1 | 607 | 15,452,003 | 32,653 |
| Pacific | 8,949 | 10.6 | 2,438 | 2.9 | 798 | 38,389,081 | 84,096 |

¹Regional and divisional totals do not include data for the District of Columbia, Illinois, Kansas, Vermont, and West Virginia, which were not available for inclusion in this tabulation.

Table 35

Law Enforcement Officers Assaulted

Type of Weapon by Region, Geographic Division, and State, 2000

| Area | Total | Firearm | Knife or cutting instrument | Other dangerous weapon | Personal weapons | Number of reporting agencies | Population covered | Number of officers |
|---|---------------|--------------|-----------------------------|------------------------|------------------|------------------------------|--------------------|--------------------|
| Total | 56,054 | 1,705 | 994 | 7,559 | 45,796 | 8,653 | 199,724,763 | 441,311 |
| Percent distribution¹ | 100.0 | 3.0 | 1.8 | 13.5 | 81.7 | | | |
| NORTHEAST | 9,354 | 199 | 114 | 1,092 | 7,949 | 1,727 | 29,873,804 | 73,436 |
| New England | 2,183 | 7 | 15 | 267 | 1,894 | 442 | 8,297,999 | 18,469 |
| Connecticut | 543 | 4 | 4 | 53 | 482 | 99 | 3,297,378 | 7,439 |
| Maine | 231 | 0 | 0 | 15 | 216 | 129 | 1,267,169 | 1,825 |
| Massachusetts | 518 | 1 | 7 | 26 | 484 | 83 | 2,040,235 | 5,561 |
| New Hampshire | 198 | 1 | 2 | 42 | 153 | 88 | 651,368 | 1,194 |
| Rhode Island | 693 | 1 | 2 | 131 | 559 | 43 | 1,041,849 | 2,450 |
| Vermont ² | | | | | | | | |
| Middle Atlantic | 7,171 | 192 | 99 | 825 | 6,055 | 1,285 | 21,575,805 | 54,967 |
| New Jersey | 2,891 | 41 | 38 | 408 | 2,404 | 484 | 8,150,729 | 21,500 |
| New York | 1,464 | 9 | 15 | 62 | 1,378 | 318 | 6,673,754 | 17,565 |
| Pennsylvania | 2,816 | 142 | 46 | 355 | 2,273 | 483 | 6,751,322 | 15,902 |
| MIDWEST | 7,374 | 271 | 145 | 837 | 6,121 | 2,121 | 38,494,699 | 72,644 |
| East North Central | 4,346 | 144 | 86 | 416 | 3,700 | 1,157 | 24,369,455 | 47,594 |
| Illinois ² | | | | | | | | |
| Indiana | 1,137 | 38 | 16 | 68 | 1,015 | 149 | 4,199,276 | 7,154 |
| Michigan | 1,164 | 51 | 41 | 147 | 925 | 518 | 9,728,459 | 18,609 |
| Ohio | 1,582 | 47 | 25 | 167 | 1,343 | 250 | 6,183,264 | 12,374 |
| Wisconsin | 463 | 8 | 4 | 34 | 417 | 240 | 4,258,456 | 9,457 |
| West North Central | 3,028 | 127 | 59 | 421 | 2,421 | 964 | 14,125,244 | 25,050 |
| Iowa | 505 | 7 | 20 | 83 | 395 | 227 | 2,895,825 | 4,337 |
| Kansas ² | | | | | | | | |
| Minnesota | 108 | 4 | 3 | 15 | 86 | 279 | 4,382,471 | 7,006 |
| Missouri | 2,095 | 105 | 29 | 287 | 1,674 | 183 | 4,266,912 | 9,065 |
| Nebraska | 206 | 9 | 6 | 23 | 168 | 127 | 1,407,079 | 2,852 |
| North Dakota | 53 | 0 | 0 | 1 | 52 | 70 | 575,681 | 889 |
| South Dakota | 61 | 2 | 1 | 12 | 46 | 78 | 597,276 | 901 |

Table 35

Law Enforcement Officers Assaulted

Type of Weapon by Region, Geographic Division, and State, 2000—Continued

| Area | Total | Firearm | Knife or cutting instrument | Other dangerous weapon | Personal weapons | Number of reporting agencies | Population covered | Number of officers |
|-----------------------------------|---------------|------------|-----------------------------|------------------------|------------------|------------------------------|--------------------|--------------------|
| SOUTH | 26,395 | 734 | 508 | 3,823 | 21,330 | 3,400 | 77,515,176 | 178,482 |
| South Atlantic | 16,637 | 422 | 297 | 2,479 | 13,439 | 1,483 | 40,578,539 | 93,996 |
| Delaware | 256 | 4 | 0 | 43 | 209 | 48 | 208,820 | 1,218 |
| District of Columbia ² | | | | | | | | |
| Florida | 8,969 | 187 | 188 | 1,372 | 7,222 | 346 | 15,231,476 | 36,049 |
| Georgia | 631 | 44 | 15 | 101 | 471 | 301 | 5,849,204 | 14,201 |
| Maryland | 3,154 | 54 | 33 | 317 | 2,750 | 117 | 4,294,523 | 10,857 |
| North Carolina | 2,064 | 80 | 41 | 190 | 1,753 | 337 | 6,987,142 | 15,007 |
| South Carolina | 352 | 25 | 7 | 48 | 272 | 86 | 1,028,600 | 2,873 |
| Virginia | 1,211 | 28 | 13 | 408 | 762 | 248 | 6,978,774 | 13,791 |
| West Virginia ² | | | | | | | | |
| East South Central | 2,069 | 99 | 57 | 507 | 1,406 | 603 | 9,995,965 | 23,131 |
| Alabama | 275 | 5 | 5 | 57 | 208 | 215 | 3,220,885 | 6,716 |
| Kentucky | 201 | 6 | 2 | 16 | 177 | 11 | 710,877 | 1,576 |
| Mississippi | 261 | 10 | 2 | 36 | 213 | 94 | 1,588,535 | 3,313 |
| Tennessee | 1,332 | 78 | 48 | 398 | 808 | 283 | 4,475,668 | 11,526 |
| West South Central | 7,689 | 213 | 154 | 837 | 6,485 | 1,314 | 26,940,672 | 61,355 |
| Arkansas | 66 | 3 | 2 | 11 | 50 | 1 | 184,560 | 545 |
| Louisiana | 2,041 | 33 | 17 | 90 | 1,901 | 160 | 3,830,659 | 13,858 |
| Oklahoma | 846 | 43 | 23 | 106 | 674 | 302 | 3,450,654 | 6,140 |
| Texas | 4,736 | 134 | 112 | 630 | 3,860 | 851 | 19,474,799 | 40,812 |
| WEST | 12,931 | 501 | 227 | 1,807 | 10,396 | 1,405 | 53,841,084 | 116,749 |
| Mountain | 3,982 | 179 | 98 | 564 | 3,141 | 607 | 15,452,003 | 32,653 |
| Arizona | 1,829 | 102 | 39 | 259 | 1,429 | 71 | 4,648,179 | 9,608 |
| Colorado | 715 | 21 | 14 | 115 | 565 | 171 | 3,844,234 | 9,071 |
| Idaho | 211 | 6 | 4 | 20 | 181 | 118 | 1,271,895 | 2,326 |
| Montana ² | | | | | | | | |
| Nevada | 509 | 14 | 11 | 50 | 434 | 36 | 1,998,257 | 4,433 |
| New Mexico | 537 | 26 | 24 | 106 | 381 | 41 | 1,310,099 | 2,472 |
| Utah | 132 | 7 | 2 | 9 | 114 | 105 | 1,887,579 | 3,704 |
| Wyoming | 49 | 3 | 4 | 5 | 37 | 65 | 491,760 | 1,039 |

Table 35

Law Enforcement Officers Assaulted

Type of Weapon by Region, Geographic Division, and State, 2000—Continued

| Area | Total | Firearm | Knife or cutting instrument | Other dangerous weapon | Personal weapons | Number of reporting agencies | Population covered | Number of officers |
|----------------|--------------|---------|-----------------------------|------------------------|------------------|------------------------------|--------------------|--------------------|
| Pacific | 8,949 | 322 | 129 | 1,243 | 7,255 | 798 | 38,389,081 | 84,096 |
| Alaska | 96 | 5 | 0 | 22 | 69 | 27 | 569,086 | 965 |
| California | 6,989 | 254 | 98 | 1,002 | 5,635 | 437 | 28,987,911 | 68,955 |
| Hawaii | 236 | 5 | 12 | 26 | 193 | 3 | 1,066,019 | 2,480 |
| Oregon | 496 | 24 | 4 | 49 | 419 | 119 | 2,580,855 | 3,734 |
| Washington | 1,132 | 34 | 15 | 144 | 939 | 212 | 5,185,210 | 7,962 |

¹Due to rounding, the percentages may not add to 100.0²Data for the District of Columbia, Illinois, Kansas, Montana, Vermont, and West Virginia were not available for inclusion in this tabulation.

Table 36

Law Enforcement Officers Assaulted

Type of Weapon by Number of Assaults and Percent Injured, 1991-2000

| | Total ¹ | Firearm | Knife or cutting instrument | Other dangerous weapon | Personal weapons | Number of reporting agencies | Population covered | Number of officers |
|---------------------|--------------------|---------|-----------------------------------|------------------------------|---------------------|------------------------------------|-----------------------|--------------------------|
| 1991 Total assaults | 64,803 | 3,619 | 1,536 | 7,197 | 52,451 | 9,075 | 191,868,370 | 407,327 |
| Percent injured | 37.1 | 30.2 | 30.2 | 43.0 | 36.9 | | | |
| 1992 Total assaults | 81,150 | 4,445 | 2,093 | 8,599 | 66,013 | 10,653 | 215,494,026 | 456,177 |
| Percent injured | 36.5 | 25.5 | 30.3 | 40.9 | 36.9 | | | |
| 1993 Total assaults | 62,933 | 3,880 | 1,486 | 7,155 | 50,412 | 8,814 | 197,550,998 | 424,054 |
| Percent injured | 36.3 | 27.7 | 31.6 | 36.2 | 37.1 | | | |
| 1994 Total assaults | 64,967 | 3,174 | 1,510 | 7,197 | 53,086 | 10,246 | 215,500,906 | 469,426 |
| Percent injured | 35.8 | 26.6 | 29.3 | 36.7 | 36.4 | | | |
| 1995 Total assaults | 57,762 | 2,354 | 1,356 | 6,414 | 47,638 | 8,503 | 191,759,197 | 428,379 |
| Percent injured | 30.1 | 19.3 | 23.9 | 31.1 | 30.7 | | | |
| 1996 Total assaults | 46,608 | 1,878 | 871 | 5,069 | 38,790 | 7,803 | 165,263,526 | 371,964 |
| Percent injured | 32.1 | 24.8 | 30.7 | 39.4 | 31.5 | | | |
| 1997 Total assaults | 52,149 | 2,110 | 971 | 5,800 | 43,268 | 8,120 | 184,824,864 | 411,015 |
| Percent injured | 30.4 | 23.1 | 25.4 | 32.1 | 30.6 | | | |
| 1998 Total assaults | 60,673 | 2,126 | 1,098 | 7,415 | 50,034 | 8,153 | 193,098,427 | 452,361 |
| Percent injured | 30.7 | 20.7 | 23.7 | 30.2 | 31.3 | | | |
| 1999 Total assaults | 55,971 | 1,772 | 999 | 7,560 | 45,640 | 9,832 | 207,124,112 | 462,782 |
| Percent injured | 28.0 | 11.9 | 17.5 | 27.1 | 29.0 | | | |
| 2000 Total assaults | 56,054 | 1,705 | 994 | 7,559 | 45,796 | 8,653 | 199,724,763 | 441,311 |
| Percent injured | 28.4 | 12.3 | 17.1 | 27.9 | 29.3 | | | |

¹Prior years' assault figures have been adjusted subsequent to publication.

Table 37

Law Enforcement Officers Assaulted

Time of Day, Percent Distribution, 1991-2000

| Time | Total | 1991 | 1992 | 1993 | 1994 | 1995 | 1996 | 1997 | 1998 | 1999 | 2000 |
|-----------------------------------|------------------------------|----------------|----------------|----------------|----------------|---------------|---------------|---------------|---------------|---------------|---------------|
| Total | 603,070 | 64,803 | 81,150 | 62,933 | 64,967 | 57,762 | 46,608 | 52,149 | 60,673 | 55,971 | 56,054 |
| Percent distribution ¹ | 100.0 | 100.0 | 100.0 | 100.0 | 100.0 | 100.0 | 100.0 | 100.0 | 100.0 | 100.0 | 100.0 |
| A.M. | | | | | | | | | | | |
| 12:01 - 2 | 95,905 15.9 | 11,106 17.1 | 14,245 17.6 | 10,170 16.2 | 10,164 15.6 | 9,008 15.6 | 7,251 15.6 | 7,971 15.3 | 8,986 14.8 | 8,426 15.1 | 8,578 15.3 |
| 2:01 - 4 | 61,366 10.2 | 7,225 11.1 | 8,876 10.9 | 6,756 10.7 | 6,488 10.0 | 5,672 9.8 | 4,582 9.8 | 5,013 9.6 | 5,858 9.7 | 5,371 9.6 | 5,525 9.9 |
| 4:01 - 6 | 23,336 3.9 | 2,730 4.2 | 3,252 4.0 | 2,489 4.0 | 2,577 4.0 | 2,194 3.8 | 1,750 3.8 | 1,894 3.6 | 2,240 3.7 | 2,020 3.6 | 2,190 3.9 |
| 6:01 - 8 | 13,335 2.2 | 1,415 2.2 | 1,725 2.1 | 1,294 2.1 | 1,475 2.3 | 1,241 2.1 | 915 2.0 | 1,072 2.1 | 1,505 2.5 | 1,331 2.4 | 1,362 2.4 |
| 8:01 - 10 | 20,430 3.4 | 1,927 3.0 | 2,383 2.9 | 1,951 3.1 | 2,191 3.4 | 1,899 3.3 | 1,601 3.4 | 1,846 3.5 | 2,355 3.9 | 2,060 3.7 | 2,217 4.0 |
| 10:01 - Noon | 26,911 4.5 | 2,556 3.9 | 3,168 3.9 | 2,700 4.3 | 2,990 4.6 | 2,682 4.6 | 2,008 4.3 | 2,333 4.5 | 3,021 5.0 | 2,675 4.8 | 2,778 5.0 |
| P.M. | | | | | | | | | | | |
| 12:01 - 2 | 31,657 5.2 | 2,985 4.6 | 3,828 4.7 | 3,239 5.1 | 3,435 5.3 | 3,127 5.4 | 2,546 5.5 | 2,772 5.3 | 3,246 5.3 | 3,006 5.4 | 3,473 6.2 |
| 2:01 - 4 | 39,857 6.6 | 3,801 5.9 | 4,761 5.9 | 4,192 6.7 | 4,252 6.5 | 3,868 6.7 | 3,281 7.0 | 3,659 7.0 | 4,225 7.0 | 4,053 7.2 | 3,765 6.7 |
| 4:01 - 6 | 52,871 8.8 | 5,329 8.2 | 6,804 8.4 | 5,311 8.4 | 5,741 8.8 | 5,097 8.8 | 4,143 8.9 | 4,719 9.0 | 5,505 9.1 | 5,152 9.2 | 5,070 9.0 |
| 6:01 - 8 | 63,600 10.5 | 6,610 10.2 | 8,134 10.0 | 6,609 10.5 | 6,832 10.5 | 6,139 10.6 | 5,082 10.9 | 5,727 11.0 | 6,553 10.8 | 6,012 10.7 | 5,902 10.5 |
| 8:01 - 10 | 81,162 13.5 | 8,726 13.5 | 11,058 13.6 | 8,354 13.3 | 8,636 13.3 | 7,780 13.5 | 6,319 13.6 | 7,108 13.6 | 8,125 13.4 | 7,697 13.8 | 7,359 13.1 |
| 10:01 - Midnight | 92,640 15.4 | 10,393 16.0 | 12,916 15.9 | 9,868 15.7 | 10,186 15.7 | 9,055 15.7 | 7,130 15.3 | 8,035 15.4 | 9,054 14.9 | 8,168 14.6 | 7,835 14.0 |

¹Due to rounding, the percentages may not add to 100.0.

Table 38

Law Enforcement Officers Assaulted

Type of Assignment by Circumstance at Scene of Incident, Percent Distribution, 2000

| Circumstance at scene of incident | Total | 2-Officer vehicle | 1-Officer vehicle | | Detective/special assignment | | Other | |
|--|---------------|-------------------|-------------------|---------------|------------------------------|--------------|--------------|--------------|
| | | | Alone | Assisted | Alone | Assisted | Alone | Assisted |
| Total | 56,054 | 12,204 | 12,578 | 20,425 | 1,123 | 2,172 | 2,207 | 5,345 |
| Percent of assignment ¹ | 100.0 | 100.0 | 100.0 | 100.0 | 100.0 | 100.0 | 100.0 | 100.0 |
| Disturbance calls (family quarrels, bar fights, person with firearm, etc.) | 17,224 | 4,077 | 3,701 | 7,767 | 168 | 262 | 306 | 943 |
| Percent of assignment | 30.7 | 33.4 | 29.4 | 38.0 | 15.0 | 12.1 | 13.9 | 17.6 |
| Burglaries in progress/pursuing burglary suspects | 787 | 203 | 175 | 323 | 19 | 24 | 23 | 20 |
| Percent of assignment | 1.4 | 1.7 | 1.4 | 1.6 | 1.7 | 1.1 | 1.0 | 0.4 |
| Robberies in progress/pursuing robbery suspects | 516 | 160 | 98 | 173 | 8 | 34 | 20 | 23 |
| Percent of assignment | 0.9 | 1.3 | 0.8 | 0.8 | 0.7 | 1.6 | 0.9 | 0.4 |
| Attempting other arrests | 9,239 | 1,978 | 2,075 | 3,434 | 199 | 582 | 273 | 698 |
| Percent of assignment | 16.5 | 16.2 | 16.5 | 16.8 | 17.7 | 26.8 | 12.4 | 13.1 |
| Civil disorders (mass disobedience, riot, etc.) | 799 | 107 | 112 | 206 | 38 | 61 | 34 | 241 |
| Percent of assignment | 1.4 | 0.9 | 0.9 | 1.0 | 3.4 | 2.8 | 1.5 | 4.5 |
| Handling, transporting, custody of prisoners | 6,779 | 962 | 1,212 | 1,673 | 236 | 368 | 580 | 1,748 |
| Percent of assignment | 12.1 | 7.9 | 9.6 | 8.2 | 21.0 | 16.9 | 26.3 | 32.7 |
| Investigating suspicious persons/circumstances | 5,834 | 1,739 | 1,413 | 1,701 | 135 | 287 | 163 | 396 |
| Percent of assignment | 10.4 | 14.2 | 11.2 | 8.3 | 12.0 | 13.2 | 7.4 | 7.4 |
| Ambush situations | 189 | 46 | 50 | 48 | 5 | 8 | 22 | 10 |
| Percent of assignment | 0.3 | 0.4 | 0.4 | 0.2 | 0.4 | 0.4 | 1.0 | 0.2 |
| Mentally deranged assailants | 781 | 141 | 141 | 394 | 11 | 23 | 11 | 60 |
| Percent of assignment | 1.4 | 1.2 | 1.1 | 1.9 | 1.0 | 1.1 | 0.5 | 1.1 |
| Traffic pursuits/stops | 6,234 | 1,522 | 1,745 | 2,461 | 78 | 155 | 72 | 201 |
| Percent of assignment | 11.1 | 12.5 | 13.9 | 12.0 | 6.9 | 7.1 | 3.3 | 3.8 |
| All other | 7,672 | 1,269 | 1,856 | 2,245 | 226 | 368 | 703 | 1,005 |
| Percent of assignment | 13.7 | 10.4 | 14.8 | 11.0 | 20.1 | 16.9 | 31.9 | 18.8 |

¹Due to rounding, the percentages may not add to 100.0.

Table 39

Law Enforcement Officers Assaulted

Type of Weapon by Circumstance at Scene of Incident, Percent Distribution, 2000

| Circumstance at scene of incident | Total | Firearm | Knife or cutting instrument | Other dangerous weapon | Personal weapons |
|--|---------------|--------------|-----------------------------|------------------------|------------------|
| Total | 56,054 | 1,705 | 994 | 7,559 | 45,796 |
| Percent distribution ¹ | 100.0 | 3.0 | 1.8 | 13.5 | 81.7 |
| Disturbance calls (family quarrels, bar fights, person with firearm, etc.) | 17,224 | 541 | 469 | 1,567 | 14,647 |
| Percent distribution | 100.0 | 3.1 | 2.7 | 9.1 | 85.0 |
| Burglaries in progress/ pursuing burglary suspects | 787 | 37 | 25 | 157 | 568 |
| Percent distribution | 100.0 | 4.7 | 3.2 | 19.9 | 72.2 |
| Robberies in progress/ pursuing robbery suspects | 516 | 105 | 7 | 114 | 290 |
| Percent distribution | 100.0 | 20.3 | 1.4 | 22.1 | 56.2 |
| Attempting other arrests | 9,239 | 192 | 105 | 1,058 | 7,884 |
| Percent distribution | 100.0 | 2.1 | 1.1 | 11.5 | 85.3 |
| Civil disorders (mass disobedience, riot, etc.) | 799 | 9 | 8 | 264 | 518 |
| Percent distribution | 100.0 | 1.1 | 1.0 | 33.0 | 64.8 |
| Handling, transporting, custody of prisoners | 6,779 | 28 | 34 | 509 | 6,208 |
| Percent distribution | 100.0 | 0.4 | 0.5 | 7.5 | 91.6 |
| Investigating suspicious persons/circumstances | 5,834 | 220 | 117 | 754 | 4,743 |
| Percent distribution | 100.0 | 3.8 | 2.0 | 12.9 | 81.3 |
| Ambush situations | 189 | 54 | 3 | 57 | 75 |
| Percent distribution | 100.0 | 28.6 | 1.6 | 30.2 | 39.7 |
| Mentally deranged assailants | 781 | 31 | 60 | 109 | 581 |
| Percent distribution | 100.0 | 4.0 | 7.7 | 14.0 | 74.4 |
| Traffic pursuits/stops | 6,234 | 201 | 52 | 1,888 | 4,093 |
| Percent distribution | 100.0 | 3.2 | 0.8 | 30.3 | 65.7 |
| All other | 7,672 | 287 | 114 | 1,082 | 6,189 |
| Percent distribution | 100.0 | 3.7 | 1.5 | 14.1 | 80.7 |

¹Due to rounding, the percentages may not add to 100.0.

Table 40

Law Enforcement Officers Assaulted

Population Group by Circumstance at Scene of Incident, Percent Cleared, 2000

| Circumstance at scene of incident | Total | Group I | Group II | Group III | Group IV | Group V | Group VI | Suburban counties | Rural counties |
|--|---------------|---------------|--------------|--------------|--------------|--------------|--------------|-------------------|----------------|
| Total | 56,054 | 17,260 | 6,860 | 5,825 | 4,001 | 3,905 | 3,843 | 12,429 | 1,931 |
| Percent cleared | 90.0 | 90.7 | 91.5 | 90.0 | 87.8 | 88.9 | 89.4 | 90.0 | 87.3 |
| Disturbance calls (family quarrels, bar fights, person with firearm, etc.) | 17,224 | 5,193 | 2,233 | 2,057 | 1,321 | 1,434 | 1,239 | 3,111 | 636 |
| Percent cleared | 93.0 | 93.5 | 94.4 | 93.1 | 90.5 | 89.9 | 93.3 | 92.7 | 95.8 |
| Burglaries in progress/pursuing burglary suspects | 787 | 208 | 106 | 127 | 62 | 56 | 36 | 171 | 21 |
| Percent cleared | 85.4 | 90.4 | 96.2 | 82.7 | 61.3 | 69.6 | 83.3 | 87.7 | 95.2 |
| Robberies in progress/pursuing robbery suspects | 516 | 245 | 64 | 46 | 28 | 27 | 8 | 90 | 8 |
| Percent cleared | 85.7 | 82.0 | 95.3 | 87.0 | 96.4 | 85.2 | 100.0 | 85.6 | 62.5 |
| Attempting other arrests | 9,239 | 2,896 | 1,147 | 1,031 | 788 | 761 | 765 | 1,601 | 250 |
| Percent cleared | 90.5 | 92.8 | 90.7 | 88.7 | 87.4 | 92.5 | 87.8 | 90.4 | 83.6 |
| Civil disorders (mass disobedience, riot, etc.) | 799 | 274 | 94 | 78 | 56 | 70 | 39 | 159 | 29 |
| Percent cleared | 71.6 | 41.2 | 95.7 | 84.6 | 96.4 | 77.1 | 84.6 | 88.1 | 75.9 |
| Handling, transporting, custody of prisoners | 6,779 | 1,796 | 634 | 559 | 464 | 419 | 426 | 2,152 | 329 |
| Percent cleared | 89.6 | 93.9 | 92.1 | 90.3 | 90.3 | 88.8 | 89.0 | 85.2 | 89.4 |
| Investigating suspicious persons/circumstances | 5,834 | 2,472 | 704 | 648 | 431 | 284 | 293 | 867 | 135 |
| Percent cleared | 88.7 | 89.8 | 89.1 | 88.9 | 87.0 | 85.9 | 86.3 | 88.5 | 83.0 |
| Ambush situations | 189 | 61 | 19 | 27 | 11 | 19 | 20 | 27 | 5 |
| Percent cleared | 73.5 | 70.5 | 52.6 | 77.8 | 81.8 | 89.5 | 90.0 | 63.0 | 80.0 |
| Mentally deranged assailants | 781 | 206 | 106 | 85 | 47 | 71 | 65 | 166 | 35 |
| Percent cleared | 82.6 | 78.2 | 79.2 | 89.4 | 85.1 | 91.5 | 86.2 | 81.3 | 80.0 |
| Traffic pursuits/stops | 6,234 | 1,958 | 763 | 599 | 396 | 385 | 476 | 1,402 | 255 |
| Percent cleared | 90.0 | 90.1 | 88.7 | 89.5 | 91.2 | 90.1 | 89.3 | 91.4 | 85.5 |
| All other | 7,672 | 1,951 | 990 | 568 | 397 | 379 | 476 | 2,683 | 228 |
| Percent cleared | 88.1 | 88.7 | 90.5 | 86.1 | 76.8 | 83.4 | 85.1 | 91.5 | 72.4 |

Table 41

Law Enforcement Officers Assaulted

Population Group, 2000

| Population group of victim officer's agency | Total | Rate per 100 officers | Assaults with injury | Rate per 100 officers |
|--|---------------|-----------------------------|----------------------------|-----------------------------|
| Total | 56,054 | 12.7 | 15,915 | 3.6 |
| Group I (cities 250,000 and over) | 17,260 | 18.0 | 4,422 | 4.6 |
| Group II (cities 100,000 - 249,999) | 6,860 | 17.1 | 2,195 | 5.5 |
| Group III (cities 50,000 - 99,999) | 5,825 | 15.6 | 1,703 | 4.6 |
| Group IV (cities 25,000 - 49,999) | 4,001 | 11.6 | 1,122 | 3.3 |
| Group V (cities 10,000 - 24,999) | 3,905 | 10.0 | 1,192 | 3.1 |
| Group VI (cities under 10,000) | 3,843 | 7.5 | 1,185 | 2.3 |
| Suburban counties | 12,429 | 11.4 | 3,503 | 3.2 |
| Rural counties | 1,931 | 5.7 | 593 | 1.7 |

Table 42

Law Enforcement Officers Assaulted

Type of Weapon by Population Group, 2000

| Population group of victim officer's agency | Total | Firearm | Knife or cutting instrument | Other dangerous weapon | Personal weapons |
|--|---------------|--------------|-----------------------------------|------------------------------|---------------------|
| Total | 56,054 | 1,705 | 994 | 7,559 | 45,796 |
| Percent distribution ¹ | 100.0 | 3.0 | 1.8 | 13.5 | 81.7 |
| Group I (cities 250,000 and over) | 17,260 | 729 | 299 | 2,317 | 13,915 |
| Group II (cities 100,000 - 249,999) | 6,860 | 159 | 157 | 938 | 5,606 |
| Group III (cities 50,000 - 99,999) | 5,825 | 120 | 87 | 789 | 4,829 |
| Group IV (cities 25,000 - 49,999) | 4,001 | 69 | 83 | 509 | 3,340 |
| Group V (cities 10,000 - 24,999) | 3,905 | 78 | 74 | 583 | 3,170 |
| Group VI (cities under 10,000) | 3,843 | 102 | 60 | 484 | 3,197 |
| Suburban counties | 12,429 | 302 | 174 | 1,622 | 10,331 |
| Rural counties | 1,931 | 146 | 60 | 317 | 1,408 |

¹Due to rounding, the percentages may not add to 100.0.

SECTION III

Federal Law Enforcement Officers Killed and Assaulted

Methodology

Criminal justice officers who are killed or assaulted in the line of duty and who are employed by the U.S. Departments of the Interior, Justice, and Treasury; the U.S. Capitol Police; and the U.S. Postal Service are addressed in Section III of this publication. Within these five federal entities are 11 agencies, bureaus, or services, which employ the majority of the personnel who are responsible for protecting governmental officials and enforcing and investigating violations of federal laws. The national UCR Program annually contacts these departments and requests information on the officers who were killed or assaulted in the line of duty.

The tabulations in Section III concern assaults on federal officers and differ somewhat from assaults on the other law enforcement officers addressed in this publication. The circumstance categories are tailored to depict the unique duties performed by federal criminal justice personnel. Regardless of the extent or even the absence of personal injury, all reports of assaults or threats to assault are included in the compilations.

Overview

Federal law enforcement agencies reported 528 assaults on officers in 2000. Of those, 124 federal officers sustained personal injuries, and none were killed in the line of duty. (See Tables 43 and 44.)

Of the 528 total officers assaulted in 2000, the greatest percentage (62.3 percent) were employed by the Department of Justice (DOJ). Slightly over 19 percent (19.1) of the total officers assaulted worked with the Department of the Interior (DOI), 14.4 percent were employed by the Department of the Treasury (DOT), 2.8 percent worked with the U.S. Postal Service, and 1.3 percent were employed by the U.S. Capitol Police. (See Table 43.)

Personal weapons (such as hands, fists, feet, etc.) were used in 32.4 percent of the assaults on federal officers in 2000. Firearms were used in 10.6 percent of the assaults, and vehicles were used as weapons in 9.5 percent of the reported attacks. Of the total number of officers assaulted, 1.3 percent were assaulted with knives, 1.1 percent were attacked with blunt objects, and less than 1 percent (0.9) with bombs (explosive instruments). According to reports, offenders used other types of weapons in another 34.3 percent of the incidents, and 9.8 percent of recorded assaults were threats. (See Table 47.)

More federal officers, 45.5 percent, were assaulted while on patrol or guard duty than while engaged in any other activity during 2000. Those conducting investigations or searches accounted for 22.5 percent, and federal officers who were making arrests or serving summonses comprised 10.2 percent of the assault total. In addition, 4.4 percent of the victims were attacked while they were on protection duty, 2.8 percent were maintaining custody of prisoners, and 2.7 percent were on office duty. Nearly 12 percent (11.9) were performing other duties at the time of the incidents. (See Table 48.)

In 2000, the region with the largest number of reported assaults on federal officers, the West, recorded 64.1 percent of the total. The data submitted by federal agencies indicate that assaults in the South accounted for 25.2 percent of the total; those in the Northeast, 5.5 percent; and those in the Midwest, 4.2 percent. Assaults on federal officers assigned in the U.S. Territories accounted for 1.1 percent. The locales of the assaults on 55 Drug Enforcement Administration (DEA) officers were not available. (See Table 50.)

A total of 198 assailants were identified in connection with the assaults on 286 of the 528 federal officers in 2000. Data were not available for the offenders who

assaulted the 242 Immigration and Naturalization Service (INS) officers. Of the 198 assailants who were identified, disposition information was reported for 191 individuals. According to the dispositions, 78.5 percent of the 191 have been charged with assaulting a federal officer. Of those assailants charged, 28.0 percent were found guilty, and 49.3 percent of those charged were awaiting trial at the time of publication. (See Tables 43 and 49.)

Five-year Totals

Based on the data that were available from 1996 through 2000, a total of 2,992 federal officers were assaulted, 743 of whom suffered injuries. During the 5-year period, 12 federal officers lost their lives in the line of duty. (See Table 45.) In 1996, the FBI lost one agent. One agent with the INS was killed in the line of duty in 1996, another in 1997, and 3 agents in 1998. The Bureau of Indian Affairs (BIA) lost a tribal police officer in both 1996 and 1997. Two U.S. Capitol Police officers lost their lives in 1998. One National Park Service ranger was killed in 1998 and another in 1999.

Summary of Assaults by Department

Department of the Interior

In 2000, the DOI reported 101 officer assaults. Ninety-nine of the officers assaulted were employed by the National Park Service, and of these, 27 were injured. Two officers with the BIA were assaulted resulting in an injury to one of the officers. (See Tables 43 and 44.)

Of the 101 officers attacked, 53.5 percent of the attacks were committed with personal weapons (hands, fists, feet, etc.), 15.8 percent with firearms, 13.9 percent with vehicles, and 7.9 percent with other dangerous weapons. Threats accounted for 8.9 percent of the assaults reported by the DOI. (See Table 47.)

At the time of the attacks, 37.6 percent of the 101 DOI officers assaulted were making arrests or serving summonses, and 16.8 percent were on protection duty. Officers who were performing investigations or searches accounted for 12.9 percent. Another 9.9 percent of those assaulted had custody of prisoners, 5.9 percent were on patrol or guard duty, and 16.8 percent were performing other duties. (See Table 48.)

A total of 79 assailants were linked to the 101 assaults perpetrated against DOI officers. (See Table 43.)

Department of Justice

The data reported by the DOJ show that 329 federal officers were attacked in 2000. Of the 329 reported assaults, 73.6 percent were committed against INS officers. Overall, 66 DOJ officers suffered injuries from the assaults. (See Tables 43 and 44.)

The available data show that personal weapons (hands, fists, feet, etc.) accounted for 19.1 percent and firearms for 11.2 percent of the weapons used in the attacks against DOJ officers in 2000. Another 8.2 percent of these assaults were committed with vehicles. Bombs (explosive devices) and blunt objects each accounted for 1.5 percent of the weapons used, and knives were used in 1.2 percent of the assaults. Other dangerous weapons accounted for another 51.4 percent. Threats composed 5.8 percent of the DOJ's assault total. (See Table 47.)

The greatest percentage of officers, 66.9 percent, were on patrol or guard duty when assaulted. Those conducting investigations or searches comprised 13.4 percent of the total number of DOJ officers assaulted. Those making arrests or serving summonses accounted for 4.6 percent of the total, officers on office duty accounted for 2.7 percent, and those having custody of prisoners comprised 1.2 percent. The remaining 11.2 percent of the DOJ assault victims were performing other duties. (See Table 48.)

Nineteen assailants were apprehended in connection with the 25 assaults reported by the FBI, and the DEA identified 5 attackers out of the 55 assaults it reported. Disposition information was not available for the known assailants for the 242 assaults against INS officers in 2000. Seven assailants were identified for the 7 attacks committed against officers of the U.S. Marshals Service. (See Tables 43 and 49.)

Department of the Treasury

In 2000, the DOT reported 76 assaults, 19 of which resulted in personal injury. Within the various branches of the DOT, 55 of the 76 attacks were committed against U.S. Customs Service officers. Customs Service officers

accounted for 13 of the 19 DOT officers who were injured. Twelve officers from the Secret Service were assaulted, 4 of whom suffered injury. Seven officers with the Bureau of Alcohol, Tobacco and Firearms were attacked, 1 of whom sustained injuries from the assault. Two officers with the Treasury Inspector General for Tax Administration were assaulted, resulting in injury for 1 of the officers. (See Tables 43 and 44.)

The reported data show that among the weapons used in the assaults against DOT officers, personal weapons (hands, fists, feet, etc.) accounted for 53.9 percent and vehicles for 6.6 percent. Knives were used in 3.9 percent of the attacks, firearms in 2.6 percent, and other types of weapons in 2.6 percent. Another 30.3 percent of the assaults were attributed to threats. (See Table 47.)

At the time of the assaults, 77.6 percent of the officers were conducting investigations or searches, 5.3 percent were on patrol or guard duty, and 3.9 percent were on protection duty. The remaining victims, 13.2 percent, were performing other duties. (See Table 48.)

Sixty-seven assailants were identified in connection with assaults on DOT officers. Of these, 46 assailants were responsible for attacking U.S. Customs Service officers. (See Table 49.)

U.S. Capitol Police

The U.S. Capitol Police reported that 7 officers were assaulted in 2000, 1 of whom was injured by the attacker. According to reported weapons data, 4 Capitol Police officers were assaulted with personal weapons (hands, fists, feet, etc.). Two of the officers were attacked with other dangerous weapons and 1 with a vehicle. Four of the 7 victims were on patrol or guard duty, and 3 were on protection duty. Nine assailants have been identified in the 7 assaults. (See Tables 43, 44, 47, 48, and 49.)

U.S. Postal Service

In 2000, the U.S. Postal Service reported 15 assaults on its postal inspectors and security police officers collectively. Of those attacked, 10 suffered personal injury. Nine officers were attacked with personal weapons (hands, fists, feet, etc.), 3 with vehicles, 1 with a firearm, and 1 with a blunt object. One assault was attributed to a threat. (See Tables 43, 44, and 47.)

At the time of the attacks, 6 officers were on patrol or guard duty, 3 were conducting investigations or searches, and 3 were on office duty. One of the officers was maintaining custody of prisoners, 1 was making arrests or serving summonses, and another 1 was performing other duties. A total of 12 assailants were identified in connection with these assaults. (See Table 48.)

Table 43

Assaults on Federal Officers

Number of Victims and Known Assailants by Department and Agency, 1999-2000

| Department Agency | Victims | | Known assailants | |
|--|------------|------------|---------------------|--------------|
| | 1999 | 2000 | 1999 | 2000 |
| Total | 627 | 528 | 465 | 198 |
| Department of the Interior | 103 | 101 | 90 | 79 |
| Bureau of Indian Affairs | 37 | 2 | 36 | 1 |
| National Park Service | 66 | 99 | 54 | 78 |
| Department of Justice | 384 | 329 | 262 | 31 |
| Drug Enforcement Administration | 73 | 55 | 28 | 5 |
| Federal Bureau of Investigation | 59 | 25 | 47 | 19 |
| Immigration and Naturalization Service | 214 | 242 | 152 | ^a |
| U.S. Marshals Service | 38 | 7 | 35 | 7 |
| Department of the Treasury | 121 | 76 | 98 | 67 |
| Bureau of Alcohol, Tobacco and Firearms | 13 | 7 | 5 | 7 |
| Internal Revenue Service | 0 | 0 | 0 | 0 |
| Treasury Inspector General for Tax Administration | 9 | 2 | 3 | 2 |
| U.S. Customs Service | 76 | 55 | 70 | 46 |
| U.S. Secret Service | 23 | 12 | 20 | 12 |
| U.S. Capitol Police | 6 | 7 | 6 | 9 |
| U.S. Postal Service | 13 | 15 | 9 | 12 |

^aThe Immigration and Naturalization Service did not report known assailant information for 2000.

Table 44

Assaults on Federal Officers

Number Killed and Injured by Department and Agency, 2000

| Department Agency | Killed | | Injured | |
|--|----------|-----------------|----------|-----------------|
| | Firearm | Other weapon | Firearm | Other weapon |
| Total | 0 | 0 | 5 | 119 |
| Department of the Interior | 0 | 0 | 1 | 27 |
| Bureau of Indian Affairs | 0 | 0 | 0 | 1 |
| National Park Service | 0 | 0 | 1 | 26 |
| Department of Justice | 0 | 0 | 4 | 62 |
| Drug Enforcement Administration | 0 | 0 | 0 | 5 |
| Federal Bureau of Investigation | 0 | 0 | 0 | 7 |
| Immigration and Naturalization Service | 0 | 0 | 2 | 45 |
| U.S. Marshals Service | 0 | 0 | 2 | 5 |
| Department of the Treasury | 0 | 0 | 0 | 19 |
| Bureau of Alcohol, Tobacco and Firearms | 0 | 0 | 0 | 1 |
| Internal Revenue Service | 0 | 0 | 0 | 0 |
| Treasury Inspector General for Tax Administration | 0 | 0 | 0 | 1 |
| U.S. Customs Service | 0 | 0 | 0 | 13 |
| U.S. Secret Service | 0 | 0 | 0 | 4 |
| U.S. Capitol Police | 0 | 0 | 0 | 1 |
| U.S. Postal Service | 0 | 0 | 0 | 10 |

Table 45

Assaults on Federal Officers

Type of Weapon by Extent of Injury, 1996-2000

| Extent of injury | Total | Firearm | Knife or cutting instrument | Blunt object | Bomb | Vehicle | Personal weapons | Threat | Other |
|-------------------------|--------------|------------|-----------------------------------|-----------------|-----------|------------|---------------------|------------|------------|
| Total | 2,992 | 450 | 50 | 39 | 36 | 307 | 1,013 | 459 | 638 |
| 1996^a | 556 | 113 | 11 | 3 | 2 | 43 | 162 | 159 | 63 |
| Killed | 3 | 2 | 0 | 0 | 0 | 0 | 1 | 0 | 0 |
| Injured | 116 | 22 | 2 | 2 | 0 | 14 | 69 | 0 | 7 |
| Not injured | 437 | 89 | 9 | 1 | 2 | 29 | 92 | 159 | 56 |
| 1997 | 628 | 115 | 10 | 8 | 28 | 67 | 193 | 69 | 138 |
| Killed | 2 | 2 | 0 | 0 | 0 | 0 | 0 | 0 | 0 |
| Injured | 157 | 9 | 6 | 5 | 6 | 16 | 89 | 0 | 26 |
| Not injured | 469 | 104 | 4 | 3 | 22 | 51 | 104 | 69 | 112 |
| 1998 | 653 | 66 | 9 | 13 | 1 | 92 | 253 | 88 | 131 |
| Killed | 6 | 6 | 0 | 0 | 0 | 0 | 0 | 0 | 0 |
| Injured | 175 | 3 | 0 | 4 | 0 | 26 | 129 | 0 | 13 |
| Not injured | 472 | 57 | 9 | 9 | 1 | 66 | 124 | 88 | 118 |
| 1999 | 627 | 100 | 13 | 9 | 0 | 55 | 234 | 91 | 125 |
| Killed | 1 | 1 | 0 | 0 | 0 | 0 | 0 | 0 | 0 |
| Injured | 171 | 32 | 3 | 4 | 0 | 13 | 108 | 0 | 11 |
| Not injured | 455 | 67 | 10 | 5 | 0 | 42 | 126 | 91 | 114 |
| 2000 | 528 | 56 | 7 | 6 | 5 | 50 | 171 | 52 | 181 |
| Killed | 0 | 0 | 0 | 0 | 0 | 0 | 0 | 0 | 0 |
| Injured | 124 | 5 | 1 | 4 | 0 | 12 | 80 | 0 | 22 |
| Not injured | 404 | 51 | 6 | 2 | 5 | 38 | 91 | 52 | 159 |

^aInformation on officer assaults for the National Park Service is not available for 1996.

Table 46

Assaults on Federal Officers

Type of Weapon by Department, 1996-2000

| Department | Total | Firearm | Knife or cutting instrument | Blunt object | Bomb | Vehicle | Personal weapons | Threat | Other |
|---------------------------------------|--------------|------------|-----------------------------------|-----------------|-----------|------------|---------------------|------------|------------|
| Total | 2,992 | 450 | 50 | 39 | 36 | 307 | 1,013 | 459 | 638 |
| Department of the Interior | 484 | 38 | 14 | 17 | 1 | 69 | 269 | 52 | 24 |
| 1996 ^a | 36 | 2 | 2 | 1 | 1 | 4 | 25 | 0 | 1 |
| 1997 | 115 | 6 | 4 | 5 | 0 | 14 | 67 | 13 | 6 |
| 1998 | 129 | 10 | 6 | 9 | 0 | 19 | 59 | 23 | 3 |
| 1999 | 103 | 4 | 2 | 2 | 0 | 18 | 64 | 7 | 6 |
| 2000 | 101 | 16 | 0 | 0 | 0 | 14 | 54 | 9 | 8 |
| Department of Justice | 1,671 | 373 | 20 | 12 | 16 | 130 | 389 | 157 | 574 |
| 1996 | 320 | 106 | 7 | 1 | 1 | 16 | 57 | 72 | 60 |
| 1997 | 338 | 97 | 2 | 2 | 10 | 32 | 60 | 12 | 123 |
| 1998 | 300 | 46 | 3 | 0 | 0 | 33 | 102 | 8 | 108 |
| 1999 | 384 | 87 | 4 | 4 | 0 | 22 | 107 | 46 | 114 |
| 2000 | 329 | 37 | 4 | 5 | 5 | 27 | 63 | 19 | 169 |
| Department of the Treasury | 722 | 32 | 10 | 8 | 19 | 88 | 285 | 248 | 32 |
| 1996 | 171 | 2 | 2 | 1 | 0 | 16 | 61 | 87 | 2 |
| 1997 | 149 | 11 | 0 | 1 | 18 | 17 | 52 | 44 | 6 |
| 1998 | 205 | 8 | 0 | 3 | 1 | 36 | 81 | 57 | 19 |
| 1999 | 121 | 9 | 5 | 3 | 0 | 14 | 50 | 37 | 3 |
| 2000 | 76 | 2 | 3 | 0 | 0 | 5 | 41 | 23 | 2 |
| U.S. Capitol Police | 26 | 3 | 0 | 0 | 0 | 8 | 9 | 1 | 5 |
| 1996 | 4 | 0 | 0 | 0 | 0 | 3 | 1 | 0 | 0 |
| 1997 | 2 | 1 | 0 | 0 | 0 | 1 | 0 | 0 | 0 |
| 1998 | 7 | 2 | 0 | 0 | 0 | 3 | 1 | 0 | 1 |
| 1999 | 6 | 0 | 0 | 0 | 0 | 0 | 3 | 1 | 2 |
| 2000 | 7 | 0 | 0 | 0 | 0 | 1 | 4 | 0 | 2 |
| U.S. Postal Service | 89 | 4 | 6 | 2 | 0 | 12 | 61 | 1 | 3 |
| 1996 | 25 | 3 | 0 | 0 | 0 | 4 | 18 | 0 | 0 |
| 1997 | 24 | 0 | 4 | 0 | 0 | 3 | 14 | 0 | 3 |
| 1998 | 12 | 0 | 0 | 1 | 0 | 1 | 10 | 0 | 0 |
| 1999 | 13 | 0 | 2 | 0 | 0 | 1 | 10 | 0 | 0 |
| 2000 | 15 | 1 | 0 | 1 | 0 | 3 | 9 | 1 | 0 |

^aInformation on officer assaults for the National Park Service is not available for 1996.

Table 47

Assaults on Federal Officers

Type of Weapon by Department and Agency, 2000

| Department Agency | Total | Firearm | Knife or cutting instrument | Blunt object | Bomb | Vehicle | Personal weapons | Threat | Other |
|--|------------|-----------|-----------------------------------|-----------------|----------|-----------|---------------------|-----------|------------|
| Total | 528 | 56 | 7 | 6 | 5 | 50 | 171 | 52 | 181 |
| Department of the Interior | 101 | 16 | 0 | 0 | 0 | 14 | 54 | 9 | 8 |
| Bureau of Indian Affairs | 2 | 0 | 0 | 0 | 0 | 2 | 0 | 0 | 0 |
| National Park Service | 99 | 16 | 0 | 0 | 0 | 12 | 54 | 9 | 8 |
| Department of Justice | 329 | 37 | 4 | 5 | 5 | 27 | 63 | 19 | 169 |
| Drug Enforcement Administration | 55 | 9 | 0 | 0 | 3 | 7 | 3 | 12 | 21 |
| Federal Bureau of Investigation | 25 | 4 | 0 | 1 | 0 | 3 | 12 | 5 | 0 |
| Immigration and Naturalization Service | 242 | 22 | 4 | 4 | 2 | 16 | 44 | 2 | 148 |
| U.S. Marshals Service | 7 | 2 | 0 | 0 | 0 | 1 | 4 | 0 | 0 |
| Department of the Treasury | 76 | 2 | 3 | 0 | 0 | 5 | 41 | 23 | 2 |
| Bureau of Alcohol, Tobacco and Firearms | 7 | 1 | 0 | 0 | 0 | 0 | 0 | 5 | 1 |
| Internal Revenue Service | 0 | 0 | 0 | 0 | 0 | 0 | 0 | 0 | 0 |
| Treasury Inspector General for Tax Administration | 2 | 0 | 0 | 0 | 0 | 0 | 1 | 1 | 0 |
| U.S. Customs Service | 55 | 1 | 3 | 0 | 0 | 2 | 33 | 16 | 0 |
| U.S. Secret Service | 12 | 0 | 0 | 0 | 0 | 3 | 7 | 1 | 1 |
| U.S. Capitol Police | 7 | 0 | 0 | 0 | 0 | 1 | 4 | 0 | 2 |
| U.S. Postal Service | 15 | 1 | 0 | 1 | 0 | 3 | 9 | 1 | 0 |

Table 48

Assaults on Federal Officers

Department and Agency by Type of Activity, 2000

| Department Agency | Total | Arrests/ summons | Court duty | Custody of prisoners | Investi- gations/ searches | Protec- tion duty | Office duty | Patrol/ guard duty | Other |
|--|------------|---------------------|---------------|----------------------------|----------------------------------|-------------------------|----------------|--------------------------|-----------|
| Total | 528 | 54 | 0 | 15 | 119 | 23 | 14 | 240 | 63 |
| Department of the Interior | 101 | 38 | 0 | 10 | 13 | 17 | 1 | 6 | 16 |
| Bureau of Indian Affairs | 2 | 0 | 0 | 0 | 0 | 0 | 0 | 2 | 0 |
| National Park Service | 99 | 38 | 0 | 10 | 13 | 17 | 1 | 4 | 16 |
| Department of Justice | 329 | 15 | 0 | 4 | 44 | 0 | 9 | 220 | 37 |
| Drug Enforcement Administration | 55 | 0 | 0 | 1 | 31 | 0 | 1 | 1 | 21 |
| Federal Bureau of Investigation | 25 | 3 | 0 | 2 | 9 | 0 | 4 | 1 | 6 |
| Immigration and Naturalization Service | 242 | 12 | 0 | 1 | 0 | 0 | 4 | 215 | 10 |
| U.S. Marshals Service | 7 | 0 | 0 | 0 | 4 | 0 | 0 | 3 | 0 |
| Department of the Treasury | 76 | 0 | 0 | 0 | 59 | 3 | 1 | 4 | 9 |
| Bureau of Alcohol, Tobacco and Firearms | 7 | 0 | 0 | 0 | 0 | 0 | 0 | 0 | 7 |
| Internal Revenue Service | 0 | 0 | 0 | 0 | 0 | 0 | 0 | 0 | 0 |
| Treasury Inspector General for Tax Administration | 2 | 0 | 0 | 0 | 1 | 0 | 1 | 0 | 0 |
| U.S. Customs Service | 55 | 0 | 0 | 0 | 55 | 0 | 0 | 0 | 0 |
| U.S. Secret Service | 12 | 0 | 0 | 0 | 3 | 3 | 0 | 4 | 2 |
| U.S. Capitol Police | 7 | 0 | 0 | 0 | 0 | 3 | 0 | 4 | 0 |
| U.S. Postal Service | 15 | 1 | 0 | 1 | 3 | 0 | 3 | 6 | 1 |

Table 49

Assaults on Federal Officers

Disposition of Known Assailants by Department and Agency, 2000

| Department Agency | Total | Persons not charged | | | Persons charged | | | | |
|--|------------|---------------------|-----------------------------------|-------------------------|-----------------|----------------------------------|-------------------|--------------------------|-----------|
| | | Deceased | Pending prosecutive opinion | Prosecution declined | Fugitive | Incompetent to stand trial | Awaiting trial | Dismissed/ not guilty | Guilty |
| Total | 191 | 1 | 16 | 24 | 7 | 1 | 74 | 26 | 42 |
| Department of the Interior | 79 | 0 | 2 | 10 | 3 | 1 | 42 | 5 | 16 |
| Bureau of Indian Affairs | 1 | 0 | 0 | 0 | 0 | 0 | 1 | 0 | 0 |
| National Park Service | 78 | 0 | 2 | 10 | 3 | 1 | 41 | 5 | 16 |
| Department of Justice | 24 | 1 | 4 | 2 | 3 | 0 | 6 | 3 | 5 |
| Drug Enforcement Administration | 5 | 0 | 2 | 0 | 0 | 0 | 1 | 2 | 0 |
| Federal Bureau of Investigation | 19 | 1 | 2 | 2 | 3 | 0 | 5 | 1 | 5 |
| Immigration and Naturalization Service ¹ | | | | | | | | | |
| U.S. Marshals Service ² | | | | | | | | | |
| Department of the Treasury | 67 | 0 | 10 | 12 | 1 | 0 | 16 | 10 | 18 |
| Bureau of Alcohol, Tobacco and Firearms | 7 | 0 | 3 | 0 | 1 | 0 | 1 | 0 | 2 |
| Internal Revenue Service | 0 | 0 | 0 | 0 | 0 | 0 | 0 | 0 | 0 |
| Treasury Inspector General for Tax Administration | 2 | 0 | 0 | 0 | 0 | 0 | 2 | 0 | 0 |
| U.S. Customs Service | 46 | 0 | 7 | 12 | 0 | 0 | 9 | 8 | 10 |
| U.S. Secret Service | 12 | 0 | 0 | 0 | 0 | 0 | 4 | 2 | 6 |
| U.S. Capitol Police | 9 | 0 | 0 | 0 | 0 | 0 | 4 | 5 | 0 |
| U.S. Postal Service | 12 | 0 | 0 | 0 | 0 | 0 | 6 | 3 | 3 |

¹The Immigration and Naturalization Service did not report disposition information for known assailants.²The U.S. Marshals Service did not report disposition information for 7 known assailants.

Table 50

Assaults on Federal Officers

Type of Weapon Used by Region, Geographic Division, and State, 2000

| Area | Total | Firearm | Knife or cutting instrument | Blunt Object | Bomb | Vehicle | Personal weapons | Threat | Other |
|---------------------------|------------|-----------|-----------------------------------|-----------------|----------|-----------|---------------------|-----------|------------|
| Total¹ | 473 | 47 | 7 | 6 | 3 | 46 | 171 | 34 | 159 |
| NORTHEAST | 26 | 0 | 0 | 1 | 0 | 6 | 15 | 3 | 1 |
| New England | 6 | 0 | 0 | 0 | 0 | 1 | 2 | 3 | 0 |
| Connecticut | 0 | 0 | 0 | 0 | 0 | 0 | 0 | 0 | 0 |
| Maine | 0 | 0 | 0 | 0 | 0 | 0 | 0 | 0 | 0 |
| Massachusetts | 4 | 0 | 0 | 0 | 0 | 1 | 2 | 1 | 0 |
| New Hampshire | 2 | 0 | 0 | 0 | 0 | 0 | 0 | 2 | 0 |
| Rhode Island | 0 | 0 | 0 | 0 | 0 | 0 | 0 | 0 | 0 |
| Vermont | 0 | 0 | 0 | 0 | 0 | 0 | 0 | 0 | 0 |
| Middle Atlantic | 20 | 0 | 0 | 1 | 0 | 5 | 13 | 0 | 1 |
| New Jersey | 7 | 0 | 0 | 0 | 0 | 2 | 5 | 0 | 0 |
| New York | 8 | 0 | 0 | 1 | 0 | 1 | 6 | 0 | 0 |
| Pennsylvania | 5 | 0 | 0 | 0 | 0 | 2 | 2 | 0 | 1 |
| MIDWEST | 20 | 6 | 0 | 0 | 0 | 2 | 9 | 3 | 0 |
| East North Central | 11 | 6 | 0 | 0 | 0 | 1 | 3 | 1 | 0 |
| Illinois | 0 | 0 | 0 | 0 | 0 | 0 | 0 | 0 | 0 |
| Indiana | 0 | 0 | 0 | 0 | 0 | 0 | 0 | 0 | 0 |
| Michigan | 10 | 6 | 0 | 0 | 0 | 0 | 3 | 1 | 0 |
| Ohio | 1 | 0 | 0 | 0 | 0 | 1 | 0 | 0 | 0 |
| Wisconsin | 0 | 0 | 0 | 0 | 0 | 0 | 0 | 0 | 0 |
| West North Central | 9 | 0 | 0 | 0 | 0 | 1 | 6 | 2 | 0 |
| Iowa | 1 | 0 | 0 | 0 | 0 | 0 | 1 | 0 | 0 |
| Kansas | 0 | 0 | 0 | 0 | 0 | 0 | 0 | 0 | 0 |
| Minnesota | 3 | 0 | 0 | 0 | 0 | 0 | 2 | 1 | 0 |
| Missouri | 5 | 0 | 0 | 0 | 0 | 1 | 3 | 1 | 0 |
| Nebraska | 0 | 0 | 0 | 0 | 0 | 0 | 0 | 0 | 0 |
| North Dakota | 0 | 0 | 0 | 0 | 0 | 0 | 0 | 0 | 0 |
| South Dakota | 0 | 0 | 0 | 0 | 0 | 0 | 0 | 0 | 0 |

Table 50

Assaults on Federal Officers

Type of Weapon Used by Region, Geographic Division, and State, 2000—Continued

| Area | Total | Firearm | Knife or cutting instrument | Blunt Object | Bomb | Vehicle | Personal weapons | Threat | Other |
|---------------------------|------------|-----------|-----------------------------------|-----------------|----------|-----------|---------------------|-----------|------------|
| SOUTH | 119 | 9 | 3 | 0 | 1 | 10 | 72 | 10 | 14 |
| South Atlantic | 69 | 4 | 2 | 0 | 0 | 6 | 46 | 7 | 4 |
| Delaware | 0 | 0 | 0 | 0 | 0 | 0 | 0 | 0 | 0 |
| District of Columbia | 30 | 1 | 0 | 0 | 0 | 4 | 21 | 2 | 2 |
| Florida | 13 | 2 | 2 | 0 | 0 | 0 | 7 | 2 | 0 |
| Georgia | 1 | 0 | 0 | 0 | 0 | 0 | 0 | 1 | 0 |
| Maryland | 10 | 1 | 0 | 0 | 0 | 2 | 6 | 1 | 0 |
| North Carolina | 8 | 0 | 0 | 0 | 0 | 0 | 6 | 1 | 1 |
| South Carolina | 0 | 0 | 0 | 0 | 0 | 0 | 0 | 0 | 0 |
| Virginia | 7 | 0 | 0 | 0 | 0 | 0 | 6 | 0 | 1 |
| West Virginia | 0 | 0 | 0 | 0 | 0 | 0 | 0 | 0 | 0 |
| East South Central | 4 | 0 | 0 | 0 | 0 | 2 | 1 | 0 | 1 |
| Alabama | 1 | 0 | 0 | 0 | 0 | 0 | 1 | 0 | 0 |
| Kentucky | 0 | 0 | 0 | 0 | 0 | 0 | 0 | 0 | 0 |
| Mississippi | 1 | 0 | 0 | 0 | 0 | 1 | 0 | 0 | 0 |
| Tennessee | 2 | 0 | 0 | 0 | 0 | 1 | 0 | 0 | 1 |
| West South Central | 46 | 5 | 1 | 0 | 1 | 2 | 25 | 3 | 9 |
| Arkansas | 0 | 0 | 0 | 0 | 0 | 0 | 0 | 0 | 0 |
| Louisiana | 2 | 0 | 0 | 0 | 0 | 1 | 1 | 0 | 0 |
| Oklahoma | 1 | 0 | 0 | 0 | 0 | 0 | 1 | 0 | 0 |
| Texas | 43 | 5 | 1 | 0 | 1 | 1 | 23 | 3 | 9 |
| WEST | 303 | 31 | 4 | 5 | 2 | 28 | 74 | 17 | 142 |
| Mountain | 156 | 10 | 1 | 3 | 2 | 12 | 28 | 10 | 90 |
| Arizona | 145 | 8 | 0 | 2 | 2 | 11 | 23 | 9 | 90 |
| Colorado | 0 | 0 | 0 | 0 | 0 | 0 | 0 | 0 | 0 |
| Idaho | 0 | 0 | 0 | 0 | 0 | 0 | 0 | 0 | 0 |
| Montana | 2 | 0 | 0 | 0 | 0 | 1 | 1 | 0 | 0 |
| Nevada | 3 | 0 | 0 | 0 | 0 | 0 | 2 | 1 | 0 |
| New Mexico | 5 | 2 | 1 | 1 | 0 | 0 | 1 | 0 | 0 |
| Utah | 1 | 0 | 0 | 0 | 0 | 0 | 1 | 0 | 0 |
| Wyoming | 0 | 0 | 0 | 0 | 0 | 0 | 0 | 0 | 0 |

Table 50

Assaults on Federal Officers

Type of Weapon Used by Region, Geographic Division, and State, 2000—Continued

| Area | Total | Firearm | Knife or cutting instrument | Blunt Object | Bomb | Vehicle | Personal weapons | Threat | Other |
|-------------------------|------------|----------|-----------------------------------|-----------------|----------|----------|---------------------|----------|----------|
| Pacific | 147 | 21 | 3 | 2 | 0 | 16 | 46 | 7 | 52 |
| Alaska | 0 | 0 | 0 | 0 | 0 | 0 | 0 | 0 | 0 |
| California | 138 | 21 | 3 | 2 | 0 | 15 | 41 | 4 | 52 |
| Hawaii | 4 | 0 | 0 | 0 | 0 | 1 | 3 | 0 | 0 |
| Oregon | 0 | 0 | 0 | 0 | 0 | 0 | 0 | 0 | 0 |
| Washington | 5 | 0 | 0 | 0 | 0 | 0 | 2 | 3 | 0 |
| U.S. TERRITORIES | 5 | 1 | 0 | 0 | 0 | 0 | 1 | 1 | 2 |
| American Samoa | 0 | 0 | 0 | 0 | 0 | 0 | 0 | 0 | 0 |
| Guam | 0 | 0 | 0 | 0 | 0 | 0 | 0 | 0 | 0 |
| Mariana Islands | 0 | 0 | 0 | 0 | 0 | 0 | 0 | 0 | 0 |
| Puerto Rico | 5 | 1 | 0 | 0 | 0 | 0 | 1 | 1 | 2 |
| U.S. Virgin Islands | 0 | 0 | 0 | 0 | 0 | 0 | 0 | 0 | 0 |

¹Locales were not reported for 55 officers with the Drug Enforcement Administration.

Evaluation Form For
Law Enforcement Officers Killed and Assaulted, 2000

1. For what purpose did you use this issue of *Law Enforcement Officers Killed and Assaulted*?

2. Was the publication adequate for that purpose?

Quite adequate

Somewhat adequate

Quite inadequate

Adequate

Not adequate

3. Are there presentations not included that you would find particularly useful?

4. What changes, if any, would you recommend for subsequent issues?

5. Can you point out specific table notes or presentations which are not clear or additional terms which need to be defined?

6. In what capacity did you use *Law Enforcement Officers Killed and Assaulted*?

Criminal justice/law enforcement
agency employee (*specify functional area*)

Other government employee

Private citizen

Educator

Researcher

Student

Legislator

Media

Other (*specify*) _____

7. Add any additional comments you care to make.

| | | |
|--------------------------|------------------|-----------------|
| Name | Telephone | |
| Number and Street | | |
| City | State | Zip Code |

----- *Fold Here* -----

U.S. Department of Justice
 Federal Bureau of Investigation
 Washington, D.C. 20535

PLACE
 STAMP
 HERE

**Uniform Crime Reports
 Programs Support Section
 Criminal Justice Information Services Division
 Federal Bureau of Investigation
 1000 Custer Hollow Road
 Clarksburg, West Virginia 26306**

----- *Fold Here* -----