


Data Dictionary for Experimental Sites Reporting Template

Academic Year 2003-2004


Tips on Navigating the Reporting Template

Demographics Sheet


1. Institution

 The full name of your institution

2. Eight-digit OPEID

 The full and complete OPEID for your institution. If you are reporting from and for your main campus, the final two digits of your OPEID will be “00”. Subsequently, please provide data for the campus corresponding to this OPEID only.


3. Excluding students who benefited from PLUS loans only, the unduplicated total number of Title IV aid recipients for academic year 2003-2004.

 Total number of students who received Title IV Aid at your institution for the 2003-2004 award year. If a student received aid in more than one period (semester, trimester, etc.) during the 2003-2004 award year, count them only once. If the student benefited from PLUS loans only, and no other forms of Title IV aid, *do not* include them in your unduplicated count.


4. Excluding PLUS loans, the total Title IV volume of aid for academic year 2003-2004

 The total dollar volume of Title IV aid provided to students at your institution for the 2003-2004 award year. Do not include PLUS loans.

5. Excluding students who benefited from PLUS loans only, the unduplicated total number of FFEL/Direct Stafford loan borrowers for academic year 2003-2004.

 Total number of students who received FFEL/Direct Stafford loans at your institution for the 2003-2004 award year. If a student received separate loans in more than one period (semester, trimester, etc.) during the 2003-2004 award year, count them only once. If the student benefited from PLUS loans ONLY, and no other form of FFEL/Direct lending, *do not* include them in your unduplicated count. The count you report here cannot exceed the value you reported for question 3.

6. Excluding PLUS loans, the total FFEL/Direct Stafford loan volume for academic year 2003-2004.


 The total dollar volume of FFEL/Direct Stafford loans benefiting students at your institution for the 2003-2004 award year. *Do not* include the dollar volume of PLUS loans. The value you report here, in sum with the values you report for questions 8 and 10 of this sheet, cannot exceed the value you reported for question 4.

7. Unduplicated total number of Pell recipients for academic year 2003-2004.


 Total Number of students who received Pell Grants at your institution for the 2003-2004 award year. If a student received separate Pell Grants in more than one period (semester,

trimester, etc.) during the 2003-2004 award year, count them only once. The count you record for this question cannot exceed that which you reported for question 3.


8. Total Pell volume for academic year 2003-2004.

 The total dollar volume of Pell Grants benefiting students at your institution for the 2003-2004 award year. If a student received separate Pell Grants in more than one period (semester, trimester, etc.) during the 2003-2004 award year, sum the dollar volume of the individual Pell Grants. The value you report here, in sum with the values you report for questions 6 and 10 of this sheet, cannot exceed the value you reported for question 4.

9. Unduplicated total number of campus-based aid recipients for academic year 2003-2004.

 The total number of individuals receiving campus-based aid at your institution in academic year 2003-2004. Count each recipient only once, regardless of how many separate awards they may have received in academic year 2003-2004. The count you record for this question cannot exceed that which you reported for question 3.

10. Total campus-based aid volume for academic year 2003-2004.

 The total dollar volume of campus-based aid at your institution in academic year 2003-2004. If a student received separate awards in more than one period (semester, trimester, etc.) during the 2003-2004 award year, sum the dollar volume of the individual awards. The value you report here, in sum with the values you report for questions 6 and 8 of this sheet, cannot exceed the value you reported for question 4.

11. Institution's official 2002 cohort default rate.

 Your institution's official cohort default rate for 2002.

12. Name of Experimental Sites Coordinator.


 The name of the Experimental Sites Initiative Coordinator at your institution.

13. Email address of Experimental Sites Coordinator.


 The business email address of the Experimental Sites Initiative Coordinator at your institution.

Loan Proration


1. Provide a description, a brief rationale and conclusions about this experiment. Please enter text in the box provided for this purpose.

 Please tell us how you conducted this experiment at your institution. Did you make any decisions about whether you would give prorated loans to some students who met the loan proration requirement? Did you make a decision to not prorate loans for any student who met the loan proration requirement? Or, did you decide to perform loan prorations on a case-by-case basis? Please describe your policies/results regarding this experiment.


2. Number of students who could have been subject to loan proration **in their graduating term** during academic year 2003-2004.

 The count of students who, in their graduating term during academic year 2003-2004, *could* have been subject to loan proration. Thus, include in your sum students in their graduating term who did have their loans prorated as well those who, under the conditions of this experiment, did not have their loans prorated. The count you report here cannot exceed the value you reported for question 5 of the demographic worksheet.


2a. Number of students in **2)** whose loans were prorated.

 The count of students who, in their graduating term during academic year 2003-2004, *did have their loans prorated*. The value you report here, in sum with the value you report for question 2b of this sheet, cannot exceed the value you reported for question 2.


2a1. Number of students in 2a receiving four-year degrees.

 The count of students who, in their graduating term during academic year 2003-2004, *did have their loans prorated* and received a traditional four-year degree (B.S, B.A., etc.). The value you report here, in sum with the values you report for questions 2a2, 2a3 and 2a4 of this sheet, cannot exceed the value you reported for question 2a.


2a2. Number of students in 2a receiving other degrees (A.A, technical, etc.).

 The count of students who, in their graduating term during academic year 2003-2004, *did have their loans prorated* and received a non-traditional degree (A.A, technical, etc.). The value you report here, in sum with the values you report for questions 2a1, 2a3 and 2a4 of this sheet, cannot exceed the value you reported for question 2a.


2a3. Number of students in 2a who withdrew from your institution.

 The count of students who, *in what would have been their graduating term* during academic year 2003-2004, *did have their loans prorated* and withdrew. The value you report here, in sum with the values you report for questions 2a1, 2a2 and 2a4 of this sheet, cannot exceed the value you reported for question 2a.


2a3i. Total Title IV funds returned for students in 2a3.

 The total dollar value of Title IV funds returned for students who, *in what would have been their graduating term* during academic year 2003-2004, *did have their loans prorated* and withdrew.


2a4. Number of students in 2a who completed term, but did not graduate or withdraw.

 The count of students who, *in what would have been their graduating term* during academic year 2003-2004, *did have their loans prorated*, but *did not* graduate or withdraw. The value you report here, in sum with the values you report for questions 2a1, 2a2 and 2a3 of this sheet, cannot exceed the value you reported for question 2a.


2b. Number of students in **2)** whose loans were not prorated.

 The count of students who, in their graduating term during academic year 2003-2004, *did not have their loans prorated*. The value you report here, in sum with the value you report for question 2a of this sheet, cannot exceed the value you reported for question 2.


2b1. Number of students in 2b receiving four-year degrees.

 The count of students who, in their graduating term during academic year 2003-2004, *did not have their loans prorated* and received a traditional four-year degree (B.S, B.A., etc.). The value you report here, in sum with the values you report for questions 2b2, 2b3 and 2b4 of this sheet, cannot exceed the value you reported for question 2b.


2b2. Number of students in 2b receiving other degrees (A.A, technical, etc.).

 The count of students who, in their graduating term during academic year 2003-2004, *did not have their loans prorated* and received a non-traditional degree (A.A, technical, etc.). The value you report here, in sum with the values you report for questions 2b1, 2b3 and 2b4 of this sheet, cannot exceed the value you reported for question 2b.


2b3. Number of students in 2b who withdrew from your institution.

 The count of students who, *in what would have been their graduating term* during academic year 2003-2004, *did not have their loans prorated* and withdrew. The value you report here, in sum with the values you report for questions 2b1, 2b2 and 2b4 of this sheet, cannot exceed the value you reported for question 2b.

2b3i. Total Title IV funds returned for students in 2b3.


 The total dollar value of Title IV funds returned for students who, *in what would have been their graduating term* during academic year 2003-2004, *did not have their loans prorated* and withdrew.

2b4. Number of students in 2b who completed term, but did not graduate or withdraw.


 The count of students who, *in what would have been their graduating term* during academic year 2003-2004, *did not have their loans prorated*, but did *not* graduate or withdraw. The value you report here, in sum with the values you report for questions 2b1, 2b2 and 2b3 of this sheet, cannot exceed the value you reported for question 2b.

Overaward Tolerance

1. Provide a description, a brief rationale and conclusions about this experiment. Please enter text in the box provided for this purpose.

 Please tell us how you conducted this experiment at your institution. Please describe your policies/results regarding your use of the overaward tolerance in this experiment.

2. Total number of students receiving overawards of \$300 or less in academic year 2003-2004.

 Total number of subsidized Stafford loan borrowers who received overawards of \$300 or less in academic year 2003-2004. This is an unduplicated count. If a student received an overaward in more than one period during the academic year (semester, trimester, etc.), count them only once. Do not include PLUS only borrowers. The count you report in response to this question cannot exceed the value you reported for question 3 of the Demographic worksheet.

3. Total Stafford loan volume for students in 2), excluding PLUS loans.

📖 The total dollar volume of FFEL/Direct Stafford loans benefiting students at your institution in the 2003-2004 award year who received an overaward. *Do not* include the dollar volume of PLUS loans.

4. Total volume of overawards for students in 2).

📖 The summed, total dollar value of overawards received by students in question 2. The value you report for this question cannot exceed the value you reported for question 3 of this worksheet

Loan Fees in Cost of Attendance

1. Provide a description, a brief rationale and conclusions about this experiment. Please enter text in the box provided for this purpose.

📖 Please tell us how you conducted this experiment at your institution. Please describe your policies/results regarding your use of the loan fees in the COA calculation for loan borrowers.

2. Total number of students for whom loan fees are included as part of the COA, **excluding** PLUS loans.

📖 Total number of FFEL/Direct Stafford loan borrowers for whom loan fees were included as part of the cost of attendance calculation. This is an unduplicated count. Do not include any student more than once in this count. Do not include PLUS only borrowers. The count you report in response to this question cannot exceed the value you reported for question 3 of the Demographic worksheet.

3. Total loan volume for students in 2).

📖 The total dollar volume of FFEL/Direct Stafford loan students at your institution *who had loan fees included as part of their cost of attendance* in the 2003-2004 award year. *Do not* include the dollar volume of PLUS loans. The value you report here cannot exceed the value you reported for question 6 of the Demographic worksheet.

4. Total dollar amount of loan fees included in cost of attendance for students in 2).


📖 The total dollar amount of loan fees included in the cost of attendance calculation for students at your institution *who had loan fees included as part of their cost of attendance* in the 2003-2004 award year.

5. Total number of students for whom loan fees were NOT included in cost of attendance.


📖 Total number of FFEL/Direct Stafford loan borrowers for whom loan fees were NOT included as part of the cost of attendance calculation. This is an unduplicated count. Do not

include any student more than once in this count. Do not include PLUS only borrowers. The count you report in response to this question cannot exceed the value you reported for question 5 of the Demographic worksheet.

6. Total # of students that did NOT have loan fees included in their COA, who received the maximum annual loan limit for the award year

 Total number of FFEL/Direct Stafford loan borrowers for whom loan fees were NOT included as part of the cost of attendance calculation, *but did receive their annual loan limit for this award year*. This is an unduplicated count. Do not include any student more than once in this count. Do not include PLUS only borrowers. The count you report in response to this question cannot exceed the value you reported for question 5 of the Demographic worksheet. It also cannot exceed the number you reported for question 5 of this Loan Fees in COA worksheet.

7. Total # of students who *could have* had loan fees included in their cost of attendance.


 Total number of FFEL/Direct Stafford loan borrowers for whom loan fees *could have been* included as part of the cost of attendance calculation in award year 2003-2004. This is an unduplicated count that should approximately equal the sum of students who did, and did not, have loan fees included in their COA calculation. Do not include any student more than once in this count. Do not include PLUS only borrowers. The count you report in response to this question cannot exceed the value you reported for question 5 of the Demographic worksheet. It also cannot be *less than* the number you reported for question 2 of this Loan Fees in COA worksheet.

8. Methods of informing students, when requested, that loan fees may be included in cost of attendance. Please specify:


 Describe the method of informing students that loan fees may be included in cost of attendance in the text box provided.

Credit of Title IV Aid to Institutional Charges


1. Provide a description, a brief rationale and conclusions about this experiment. Please enter text in the box provided for this purpose.

 Please tell us how you conducted this experiment at your institution. Please describe your policies/results regarding Crediting Title IV aid to Non-Allowable Institutional Charges for the 2003-2004 award year.


2. Predominant method of informing students of the Crediting of Title IV aid to institutional charges.

 Please select the one method that your institution *most frequently* uses to inform students of the application of their Title IV aid to non-allowable institutional charges.


3. Total number of students for whom Title IV aid was used to pay otherwise non-allowable institutional charges in academic year 2003-2004.

 The total, unduplicated count of students who took advantage of the option to use Title IV aid funds to pay otherwise non-allowable institutional charges (eg., library fines, parking fines, etc.) in academic year 2003-2004. The number you report here cannot exceed the value you reported for question 3 on the Demographic worksheet.


3a. Total volume of Title IV aid for students in 3).

 The sum of Title IV aid, excluding PLUS loans, awarded to students taking advantage of the option to use Title IV aid to pay otherwise non-allowable institutional charges in academic year 2003-2004. The sum of aid you report here cannot exceed the value you reported for question 4 on the Demographic worksheet.


3b. Total dollar amount of otherwise non-allowable institutional charges (only) for students in 3).

 For students who took advantage of the option to apply Title IV aid to otherwise non-allowable institutional charges, what was the sum of these charges?


3c. Total number of students in 3) who either graduated in academic year 2003-2004, or are continuing their studies in academic year 2004-2005.

 For students who took advantage of the option to apply Title IV aid to otherwise non-allowable institutional charges, how many graduated or persist in their academic pursuits? The unduplicated count you report here must not exceed the value you reported in question 3 of this Institutional Charges worksheet.


4. Total number of students *declining* the application of Title IV aid to non-allowable institutional charges in academic year 2003-2004. (Note that **3**) plus **4**) should equal a number very close to the total number of aid recipients)

 The total, unduplicated count of students who *declined* the option to use Title IV aid funds to pay otherwise non-allowable institutional charges (eg., library fines, parking fines, etc.) in academic year 2003-2004. The number you report here cannot exceed the value you reported for question 3 on the Demographic worksheet.


4a. The total volume of Title IV aid for students in 4).

 The sum of Title IV aid, excluding PLUS loans, awarded to students *who declined* the option to use Title IV aid to pay otherwise non-allowable institutional charges in academic year 2003-2004. The sum of aid you report here cannot exceed the value you reported for question 4 on the Demographic worksheet.


4b. Total dollar amount of otherwise non-allowable institutional charges (only) for students in 4).

 For students who *declined* the option to apply Title IV aid to otherwise non-allowable institutional charges, what was the sum of the institutional charges that *could have been* covered by Title IV aid under the conditions of this experiment?

4c. Total number of students in 4) who either graduated in academic year 2003-2004, or are continuing their studies in academic year 2004-2005.

 For students who *declined* the option to apply Title IV aid to otherwise non-allowable institutional charges, how many graduated or persist in their academic pursuits? The unduplicated count you report here must not exceed the value you reported in question 4 of this Institutional Charges worksheet.

5. The total number of students who took advantage of the crediting of Title IV aid to otherwise non-allowable institutional charges for multiple terms in academic year 2003-2004.

 For students who took advantage of the option to apply Title IV aid to otherwise non-allowable institutional charges, how many did so *more than once* during the 2003-2004 academic year?

Credit Title IV Aid to Prior Award Year Charges


1. Provide a description, a brief rationale and conclusions about this experiment. Please enter text in the box provided for this purpose.

 Please tell us how you conducted this experiment at your institution. Please describe your policies/results regarding the Crediting of Title IV Aid to Prior Award Year Charges for the 2003-2004 award year.

2. Predominant method of informing students of the Crediting of Title IV aid to Prior Award Year charges.

 Please select the one method that your institution *most frequently* uses to inform students of the application of their Title IV aid to Prior Award Year charges.

3. Total number of students for whom Title IV aid received in academic year 2003-2004 was used to pay charges incurred in the previous award year.

 The total, unduplicated count of students who took advantage of the option to use Title IV aid funds to pay charges incurred in the previous award year. The number you report here cannot exceed the value you reported for question 3 on the Demographic worksheet.

3a. Total volume of Title IV aid for students in 3).

📖 The sum of Title IV aid, excluding PLUS loans, awarded to students taking advantage of the option to use Title IV aid to pay charges incurred in the previous award year. The sum of aid you report here cannot exceed the value you reported for question 4 on the Demographic worksheet.

3b. Total dollar amount of Title IV aid for students in 3) used to pay charges incurred in the previous award year.

📖 For students who took advantage of the option to apply Title IV aid to charges incurred in the previous award year, what was the sum of these charges?

3c. Total number of students in 3) who either graduated in academic year 2003-2004, or are continuing their studies in academic year 2004-2005.

📖 For students who took advantage of the option to apply Title IV aid to charges incurred in the previous award year, how many graduated or persist in their academic pursuits? The unduplicated count you report here must not exceed the value you reported in question 3 of this Prior Award Year Charges worksheet.

4. Total number of students *declining* the application of Title IV aid received in academic year 2003-2004 to charges incurred in the previous award year.

📖 The total, unduplicated count of students who *declined* the option to use Title IV funds awarded for academic year 2003-2004 to pay for charges incurred in the previous award year. The number you report here cannot exceed the value you reported for question 3 on the Demographic worksheet.


4a. Total volume of Title IV aid for students in 4).

📖 The sum of Title IV aid, excluding PLUS loans, awarded to students *declining* the option to use Title IV aid to pay charges incurred in the previous award year. The sum of aid you report here cannot exceed the value you reported for question 4 on the Demographic worksheet.

4b. Total dollar amount of charges incurred in the previous award year by students in 4) that *could have been* covered by Title IV aid if the student had chosen to do so.

📖 For students who *declined* the option to apply Title IV aid to charges incurred in the previous award year, what was the sum of the charges that could have been covered by Title IV aid had these students elected to do so?

4c. Total number of students in 4) who either graduated in academic year 2003-2004, or are continuing their studies in academic year in academic year 2004-2005.


 For students who *declined* the option to apply Title IV aid to charges incurred in the previous award year, how many graduated or persist in their academic pursuits? The unduplicated count you report here must not exceed the value you reported in question 4 of this Prior Award Year Charges worksheet.

Multiple Disbursements for Single Term Loans


1. Provide a description, a brief rationale and conclusions about this experiment. Please enter text in the box provided for this purpose.

 Please tell us how you conducted this experiment at your institution. Please describe your policies/results regarding the Multiple Disbursement for Single Term Loans experiment.


2. Total number of students with single-term loans (excluding PLUS) in academic year 2003-2004.

 Please provide the unduplicated count of students with single-term loans at your institution in academic year 2003-2004. If a student received single-term loans in more than one term during this academic year, count them only once. Note that the count you provide here cannot be less than the sum of the responses you will provide to questions 2b and 2d on this Multiple Disbursements worksheet.


2a. Total amount of loan funds (excluding PLUS) for students in 2).

 Excluding the value of PLUS loans, provide the sum total dollar value of all Stafford loans in academic year 2003-2004 provided to students who received at least one single-term loan.


2b. Number of students in 2) officially or unofficially withdrawing before midpoint of term.

 The total count of students who received at least one single-term loan who withdrew before the midpoint of the term in which they received the single-term loan. Your response to this question, plus your response to question 2d of this Multiple Disbursement worksheet, cannot exceed the count you provided in question 2.

2c. Total amount of loan funds returned for students in 2b).


 Please report the total volume of loan funds returned for students withdrawing during the term in which they received a single-term loan.

2d. Total number of students in 2) who either graduated or completed the term


 The total count of students who received at least one single-term loan whom either graduated in, or completed the term in which they received the single-term loan. Your response to this question, plus your response to question 2b of this Multiple Disbursement worksheet, cannot exceed the count you provided in question 2.

Thirty Day Delay for First Time, First Year Borrowers


1. Provide a description, a brief rationale and conclusions about this experiment. Please enter text in the box provided for this purpose.

 Please tell us how you conducted this experiment at your institution. Please describe your policies/results regarding this experiment.


2. Total number of freshmen (first-year, first-time) students enrolled in academic year 2003-2004.

 The total count of first-year, first-time students enrolled in your institution during academic year 2003-2004. Do *not* restrict this count to borrowers only.

2a. Total number of students in 2) withdrawing at any point in their first term.

 The total count of first-year, first-time students enrolled in your institution during academic year 2003-2004 who withdrew at any point in their first term. Do *not* restrict this count to borrowers only. Your response to this question cannot be greater than your response to question 2.


2b. Total number of students in 2) withdrawing within 30 days of enrollment.

 The total count of first-year, first-time students enrolled in your institution during academic year 2003-2004 who withdrew during the first 30 days of their first term. Do *not* restrict this count to borrowers only. Your response to this question cannot be greater than your response to question 2. Additionally, your response to this question cannot be greater than your response to question 2a.


3. Total number of first-year, first-time Stafford *borrowers* (exclude PLUS only borrowers) in academic year 2003-2004.

 The total count of first-year, first-time Stafford *borrowers* – excluding PLUS only borrowers - at your institution during academic year 2003-2004. *Restrict* this count to borrowers only.


3a. Total loan volume for students in 3).

 The total loan volume for the first-year, first-time Stafford *borrowers* – excluding PLUS only borrowers – that you counted for question 3.


3b. The total number of student borrowers in 3) withdrawing at any point in their first term.

 The total count of first-year, first-time *borrowers* enrolled in your institution during academic year 2003-2004 who withdrew at any point in their first term. *Restrict* this count to borrowers only. Your response to this question cannot be greater than the value you provided in question 3, nor can it be less than the value you will provide for question 3c.


3c. The total number of student borrowers in 3) withdrawing within 30 days of enrollment.

 The total count of first-year, first-time *borrowers* at your institution during academic year 2003-2004 who withdrew during the first 30 days of their first term. *Restrict* this count to borrowers only. Your response to this cannot be greater than your response to question 3. Additionally, your response to this question cannot be greater than your response to question 3b.


3d. Total volume of loan funds returned for students in 3b.

 The total volume of loan funds returned for first-year, first-time borrowers at your institution in academic year 2003-2004 who withdrew at any point in their first term.

3e. Total volume of loan funds returned for students in 3c)


 The total volume of loan funds returned by first-year, first-time borrowers at your institution in academic year 2003-2004 who withdrew within 30 days of the beginning of their first term. Note that the value you report here should not exceed that which you reported for question 3d).

4. Do you believe that the issuance of short-term, emergency loans have (choose one: Increased at your institution; Stayed about the same; Decreased at your institution).


 Please provide only one response. It is understood that your response may represent an “educated guess”.

Entrance Loan Counseling


1. Provide a description, a brief rationale and conclusions about this experiment. Please enter text in the box provided for this purpose.

 Please tell us how you conducted this experiment at your institution. Please describe your policies/results regarding this experiment.


2. Do you conduct entrance counseling, or do you provide information in an alternate method?

 You may choose only one response.


3. Total number of first-time, FFEL/Direct Stafford borrowers (exclude PLUS only borrowers) in the Fall of 2003.

 Total number of first-time, FFEL/Direct Stafford borrowers (exclude students who benefited from PLUS only) in the Fall of 2003. Your response may not exceed the count you provided for question 5 of the Demographic worksheet.


4. Total FFEL/Direct Stafford loan volume for students in 3).

 Excluding PLUS loans, the total loan volume for first-time, FFEL/Direct Stafford loan borrowers at your institution in the Fall of 2003. Your response may not exceed the value you provided in response to question 6 of the Demographic worksheet.

5. Are only certain groups of students in 3) required to undergo entrance counseling?


 You will be required to answer “Yes” or “No”. If you answer “Yes”, then you should identify these groups of students in the text box provided for this purpose on the right of the Entrance Loan Counseling worksheet.

6. When entrance loan counseling is conducted the predominant medium is ...

 You will be provided with a list of popular mediums. Please choose the one that is most frequently used at your institution. “Other” is a valid response, however, if you do answer “Other”, then you should elaborate in the text box provided for this purpose.

Exit Loan Counseling


1. Provide a description, a brief rationale and conclusions about this experiment. Please enter text in the box provided for this purpose.

 Please tell us how you conducted this experiment at your institution. Please describe your policies/results regarding this experiment.


2. Does your institution conduct exit counseling?

 You will be provided with the option of responding “Yes” or “No”.


3. Total number of final-term borrowers in academic year 2003-2004.

 Please provide the total count of borrowers at your institution in academic year 2003-2004 who were in their final-term. By final-term, it is meant the term immediately preceding graduation, or the term of withdrawal (official or unofficial). Your response to this question may not exceed the count you provided for question 5) on the Demographic worksheet.


4. Total number of borrowers in 3) who graduated.

 Of the total count of borrowers at your institution in academic year 2003-2004 who were in their final-term, how many graduated? Note that your response to this question should not exceed your response to question 3 on this Exit Loan Counseling worksheet. The sum of your responses to this question and question 5 cannot exceed your response to question 3.


5. Total number of borrowers in 3) who withdrew (officially or unofficially).

 Of the total count of borrowers at your institution in academic year 2003-2004 who were in their final-term, how many withdrew? Note that your response to this question should not exceed your response to question 3 on this Exit Loan Counseling worksheet. The sum of your responses to this question and question 4 cannot exceed your response to question 3.

6. Total cumulative debt for borrowers in 3).

 For the total count of borrowers at your institution in academic year 2003-2004 who were in their final-term, please provide their total loan volume/debt (exclude PLUS) incurred over the duration of their academic careers.

7. When exit counseling is conducted, is it predominantly ...

 You will be provided with a number of choices. Please choose the one medium that is most frequently employed at your institution. A valid response is "Other". If you choose to respond in this manner, please describe the medium/procedure in the text box provided for this purpose.

8. Are students in 3) surveyed on their knowledge of repayment obligations?

 You may respond "Yes" or "No".