

Apprehensions by Field Offices

| | | | | | | | |
|------------|-------|----|-------|----|---|----|-------|
| Japanese | 2,027 | 2 | 2,029 | 14 | 0 | 14 | 2,043 |
| Italians | 141 | 0 | 141 | 1 | 0 | 1 | 142 |
| Total | 2,349 | 3 | 2,352 | 31 | 0 | 31 | 2,383 |
| LOUISVILLE | | | | | | | |
| German | 17 | 0 | 17 | 1 | 0 | 1 | 18 |
| Japanese | 1 | 0 | 1 | 0 | 0 | 0 | 1 |
| Italians | None | | | | | | |
| Total | 18 | 0 | 18 | 1 | 0 | 1 | 19 |
| MEMPHIS | | | | | | | |
| German | 8 | 0 | 8 | 0 | 0 | 0 | 8 |
| Japanese | None | | | | | | |
| Italians | 1 | 0 | 1 | 0 | 0 | 0 | 1 |
| Total | 9 | 0 | 9 | 0 | 0 | 0 | 9 |
| MIAMI | | | | | | | |
| German | 152 | 1 | 153 | 2 | 0 | 2 | 155 |
| Japanese | 29 | 0 | 29 | 0 | 0 | 0 | 29 |
| Italians | 212 | 0 | 212 | 0 | 0 | 0 | 212 |
| Total | 393 | 1 | 394 | 2 | 0 | 2 | 396 |
| MILWAUKEE | | | | | | | |
| German | 101 | 0 | 101 | 1 | 0 | 1 | 102 |
| Japanese | None | | | | | | |
| Italians | 1 | 0 | 1 | 0 | 0 | 0 | 1 |
| Total | 102 | 0 | 102 | 1 | 0 | 1 | 103 |
| NEWARK | | | | | | | |
| German | 595 | 21 | 617 | 3 | 0 | 3 | 620 |
| Japanese | 47 | 0 | 47 | 1 | 0 | 1 | 48 |
| Italians | 30 | 0 | 30 | 0 | 0 | 0 | 30 |
| Russians | 1 | 0 | 1 | 0 | 0 | 0 | 1 |
| Total | 674 | 21 | 695 | 4 | 0 | 4 | 699 |
| NEW HAVEN | | | | | | | |
| German | 62 | 1 | 63 | 0 | 0 | 0 | 63 |
| Japanese | 31 | 0 | 31 | 0 | 0 | 0 | 31 |
| Italians | 29 | 1 | 30 | 0 | 0 | 0 | 30 |
| Total | 142 | 2 | 144 | 0 | 0 | 0 | 144 |

Apprehensions by Field Office

| | | | | | | | |
|----------------------|--------------|-----------|--------------|-----------|----------|-----------|--------------|
| NEW ORLEANS | | | | | | | |
| Germans | 46 | 0 | 46 | 0 | 0 | 0 | 46 |
| Japanese | 9 | 0 | 9 | 0 | 0 | 0 | 9 |
| Italians | 232 | 1 | 233 | 0 | 0 | 0 | 233 |
| Total | 287 | 1 | 288 | 0 | 0 | 0 | 288 |
| NEW YORK | | | | | | | |
| Germans | 1,730 | 32 | 1,762 | 4 | 0 | 4 | 1,766 |
| Japanese | 380 | 0 | 380 | 8 | 0 | 8 | 388 |
| Italians | 400 | 0 | 400 | 5 | 0 | 5 | 405 |
| Rumanians | 3 | 0 | 3 | 0 | 0 | 0 | 3 |
| Hungarians | 5 | 0 | 5 | 0 | 0 | 0 | 5 |
| Total | 2,518 | 32 | 2,550 | 17 | 0 | 17 | 2,567 |
| NORFOLK | | | | | | | |
| Germans | 13 | 0 | 13 | 0 | 0 | 0 | 13 |
| Japanese | 31 | 0 | 31 | 0 | 0 | 0 | 31 |
| Italians | 12 | 0 | 12 | 0 | 0 | 0 | 12 |
| Total | 56 | 0 | 56 | 0 | 0 | 0 | 56 |
| OKLAHOMA CITY | | | | | | | |
| Germans | 9 | 0 | 9 | 0 | 0 | 0 | 9 |
| Japanese | None | | | | | | |
| Italians | 1 | 0 | 1 | 0 | 0 | 0 | 1 |
| Total | 10 | 0 | 10 | 0 | 0 | 0 | 10 |
| OMAHA | | | | | | | |
| Germans | 2 | 0 | 2 | 1 | 0 | 1 | 3 |
| Japanese | 3 | 0 | 3 | 0 | 0 | 0 | 3 |
| Italians | 1 | 0 | 1 | 0 | 0 | 0 | 1 |
| Total | 6 | 0 | 6 | 1 | 0 | 1 | 7 |
| PHILADELPHIA | | | | | | | |
| Germans | 263 | 4 | 267 | 10 | 0 | 10 | 277 |
| Japanese | 30 | 0 | 30 | 1 | 0 | 1 | 31 |
| Italians | 75 | 0 | 75 | 0 | 0 | 0 | 75 |
| Rumanians | 1 | 0 | 1 | 0 | 0 | 0 | 1 |
| Hungarians | 1 | 0 | 1 | 0 | 0 | 0 | 1 |
| Total | 370 | 4 | 374 | 11 | 0 | 11 | 385 |

Appointments by Field Office

| | | | | | | | |
|---------------------|------------|-----------|------------|----------|----------|----------|------------|
| INDIANAPOLIS | | | | | | | |
| Germans | 37 | 0 | 37 | 1 | 0 | 1 | 10 |
| Japanese | 0 | 0 | 0 | 0 | 0 | 0 | 0 |
| Italians | 31 | 0 | 31 | 0 | 0 | 0 | 31 |
| Total | 133 | 0 | 133 | 1 | 0 | 1 | 41 |
| PITTSBURGH | | | | | | | |
| Germans | 15 | 32 | 77 | 7 | 0 | 7 | 91 |
| Japanese | None | | | | | | |
| Italians | 33 | 0 | 33 | 1 | 0 | 1 | 34 |
| Total | 73 | 32 | 110 | 8 | 0 | 8 | 125 |
| PORTLAND | | | | | | | |
| Germans | 130 | 0 | 130 | 1 | 0 | 1 | 131 |
| Japanese | 103 | 0 | 103 | 1 | 0 | 1 | 104 |
| Italians | 33 | 0 | 33 | 0 | 0 | 0 | 33 |
| Americans | 1 | 0 | 1 | 0 | 0 | 0 | 1 |
| Total | 267 | 0 | 267 | 2 | 0 | 2 | 269 |
| PROVIDENCE | | | | | | | |
| Germans | 0 | 0 | 0 | 0 | 0 | 0 | 0 |
| Japanese | None | | | | | | |
| Italians | 2 | 0 | 2 | 0 | 0 | 0 | 2 |
| Total | 10 | 0 | 10 | 0 | 0 | 0 | 10 |
| RICHMOND | | | | | | | |
| Germans | 27 | 0 | 27 | 0 | 0 | 0 | 27 |
| Japanese | None | | | | | | |
| Italians | 28 | 0 | 28 | 0 | 0 | 0 | 28 |
| Total | 55 | 0 | 55 | 0 | 0 | 0 | 55 |
| ST. LOUIS | | | | | | | |
| Germans | 42 | 0 | 42 | 4 | 0 | 4 | 46 |
| Japanese | 1 | 0 | 1 | 0 | 0 | 0 | 1 |
| Italians | 10 | 0 | 10 | 0 | 0 | 0 | 10 |
| Total | 53 | 0 | 53 | 4 | 0 | 4 | 57 |
| ST. PAUL | | | | | | | |
| Germans | 19 | 0 | 19 | 0 | 0 | 0 | 19 |
| Japanese | 2 | 0 | 2 | 0 | 0 | 0 | 2 |
| Italians | None | | | | | | |
| Total | 21 | 0 | 21 | 0 | 0 | 0 | 21 |

180

Applications by Field Office

| | | | | | | | |
|----------------------|--------------|----------|--------------|-----------|----------|-----------|--------------|
| SAN FRANCISCO | | | | | | | |
| German | 35 | 0 | 35 | 10 | 0 | 10 | 35 |
| Japanese | 184 | 1 | 185 | 2 | 0 | 2 | 185 |
| Italians | 16 | 0 | 16 | 2 | 0 | 2 | 16 |
| Total | 235 | 1 | 236 | 12 | 0 | 12 | 216 |
| SAN ANTONIO | | | | | | | |
| German | 34 | 0 | 34 | 2 | 0 | 2 | 34 |
| Japanese | 2 | 0 | 2 | 0 | 0 | 0 | 2 |
| Italians | 17 | 0 | 17 | 0 | 0 | 0 | 17 |
| Total | 53 | 0 | 53 | 2 | 0 | 2 | 53 |
| SAN DIEGO | | | | | | | |
| German | 37 | 0 | 37 | 0 | 0 | 0 | 37 |
| Japanese | 270 | 0 | 270 | 0 | 0 | 0 | 270 |
| Italians | 6 | 0 | 6 | 0 | 0 | 0 | 6 |
| Total | 313 | 0 | 313 | 0 | 0 | 0 | 313 |
| SAN FRANCISCO | | | | | | | |
| German | 313 | 5 | 313 | 5 | 0 | 5 | 313 |
| Japanese | 620 | 1 | 620 | 1 | 0 | 1 | 620 |
| Italians | 159 | 0 | 159 | 0 | 0 | 0 | 159 |
| Total | 1,092 | 6 | 1,092 | 21 | 0 | 21 | 1,112 |
| SAN JUAN | | | | | | | |
| German | 21 | 0 | 21 | 1 | 0 | 1 | 22 |
| Japanese | 1 | 0 | 1 | 0 | 0 | 0 | 1 |
| Italians | 7 | 0 | 7 | 2 | 0 | 2 | 9 |
| Total | 29 | 0 | 29 | 3 | 0 | 3 | 32 |
| SAN LEANDE | | | | | | | |
| German | 62 | 0 | 62 | 0 | 0 | 0 | 62 |
| Japanese | 6 | 0 | 6 | 0 | 0 | 0 | 6 |
| Italians | 33 | 0 | 33 | 0 | 0 | 0 | 33 |
| Total | 101 | 0 | 101 | 0 | 0 | 0 | 101 |
| SAN LUIS | | | | | | | |
| German | 112 | 0 | 112 | 2 | 0 | 2 | 114 |
| Japanese | 113 | 0 | 113 | 7 | 0 | 7 | 120 |
| Italians | 21 | 0 | 21 | 0 | 0 | 0 | 21 |
| Total | 246 | 0 | 246 | 9 | 0 | 9 | 255 |

Apprehensions by Field Offices

| | | | | | | | | |
|-------------------------|-----------|----------|-----------|----------|----------|----------|----------|-----------|
| SIoux FALLS | | | | | | | | |
| Germans | 10 | | | | | | | |
| Japanese | 1 | 1 | 11 | 0 | | | | |
| Italians | | 0 | 1 | 0 | 0 | 0 | 0 | 11 |
| None | | | | | | | | 1 |
| Total | 11 | 1 | 12 | 0 | 0 | 0 | 0 | 12 |
| SPRINGFIELD | | | | | | | | |
| Germans | 9 | 0 | | | | | | |
| Japanese | 2 | 0 | 9 | 0 | 0 | 0 | 0 | 9 |
| Italians | 4 | 0 | 4 | 0 | 0 | 0 | 0 | 4 |
| Total | 15 | 0 | 13 | 0 | 0 | 0 | 0 | 13 |
| WASHINGTON FIELD | | | | | | | | |
| Germans | 12 | 0 | | | | | | |
| Japanese | 9 | 0 | 12 | 0 | 0 | 0 | 0 | 12 |
| Italians | 3 | 0 | 3 | 0 | 0 | 0 | 0 | 3 |
| Hungarians | 1 | 0 | 1 | 0 | 0 | 0 | 0 | 1 |
| Total | 27 | 0 | 27 | 0 | 0 | 0 | 0 | 27 |

JOHN EDGAR HOOVER
DIRECTOR



Federal Bureau of Investigation
United States Department of Justice
Washington, D. C.

HES:em
5:30 p.m.

May 4, 1943

MEMORANDUM FOR THE DIRECTOR

RE: APPREHENSIONS OF ENEMY ALIENS

- Mr. Tolson
- Mr. E. A. Tamm _____
- Mr. Clegg _____
- Mr. Foxworth _____
- Mr. Glavin _____
- Mr. Ladd
- Mr. Nichols
- Mr. Rosen _____
- Mr. Carson _____
- Mr. Drayton _____
- Mr. Quinn Tamm _____
- Mr. Hendon _____
- Mr. Coffey _____
- Mr. Harbo _____
- Tele. Room _____
- Mr. Nease _____
- Mr. Tracy _____

With reference to my previous memoranda reflecting the apprehension of enemy aliens and American citizens with enemy sympathies, there is attached hereto a supplemental summary report reflecting the results of information received from the Field.

Respectfully,

DML
D. M. Ladd

Enclosure

*Quint advised Detent ion -
Government*

1 ENCL. 12
12 53

RECORDED
&
INDEXED
p 2

55 MAY 17 1943

700-2-3921

| | |
|----|-------------|
| 12 | MAY 11 1943 |
|----|-------------|

[Handwritten signature]

APPREHENSIONS

| | <u>Arrests of All Aliens Reported</u> | | | <u>Arrests of All Citizens Reported</u> | | | <u>Grand Total</u> |
|------------|---------------------------------------|-------------------|---------------|---|-------------------|--------------------|--------------------|
| | <u>Previous</u> | <u>Additional</u> | <u>Total</u> | <u>Previous</u> | <u>Additional</u> | <u>Total</u> | |
| Germans | 5363 | 115 | 5478 | 115 | 0 | 115 | 5,593 |
| Japanese | 5166 | 15 | 5181 | 477 | 22 | 499 | 5,680 |
| Italians | 2277 | 4 | 2281 | 26 | 0 | 26 | 2,307 |
| Rumanians | 11 | 0 | 11 | 0 | 0 | 0 | 11 |
| Hungarians | 11 | 0 | 11 | 0 | 0 | 0 | 11 |
| Bulgarians | <u>1</u> | <u>0</u> | <u>1</u> | <u>0</u> | <u>0</u> | <u>0</u> | <u>1</u> |
| Total | <u>12,829</u> | <u>134</u> | <u>12,963</u> | <u>618</u> | <u>22</u> | <u>640</u> | <u>13,602</u> |
| | | | | | | <u>Grand Total</u> | <u>13,602</u> |

100-7-3921

APPREHENSIONS BY FIELD OFFICES

| | <u>ARRESTS OF ALL ALIENS REPORTED</u> | | | <u>ARRESTS OF ALL CITIZENS REPORTED</u> | | | Grand Total |
|-------------------|---------------------------------------|------------|-------|---|------------|-------|-------------|
| | Previous | Additional | Total | Previous | Additional | Total | |
| ALBANY | | | | | | | |
| Germans | 70 | 0 | 70 | 0 | 0 | 0 | 70 |
| Japanese | 3 | 0 | 3 | 0 | 0 | 0 | 3 |
| Italians | 41 | 0 | 41 | 0 | 0 | 0 | 41 |
| Total | 114 | 0 | 114 | 0 | 0 | 0 | 114 |
| ATLANTA | | | | | | | |
| Germans | 42 | 0 | 42 | 0 | 0 | 0 | 42 |
| Japanese | 3 | 0 | 3 | 0 | 0 | 0 | 3 |
| Italians | 32 | 0 | 32 | 0 | 0 | 0 | 32 |
| Rumanians | 1 | 0 | 1 | 0 | 0 | 0 | 1 |
| Total | 78 | 0 | 78 | 0 | 0 | 0 | 78 |
| BALTIMORE | | | | | | | |
| Germans | 50 | 0 | 50 | 2 | 0 | 2 | 52 |
| Japanese | 1 | 0 | 1 | 0 | 0 | 0 | 1 |
| Italians | 41 | 0 | 41 | 1 | 0 | 1 | 42 |
| Hungarians | 1 | 0 | 1 | 0 | 0 | 0 | 1 |
| Total | 93 | 0 | 93 | 3 | 0 | 3 | 96 |
| BIRMINGHAM | | | | | | | |
| Germans | 28 | 0 | 28 | 0 | 0 | 0 | 28 |
| Japanese | 3 | 0 | 3 | 0 | 0 | 0 | 3 |
| Italians | 22 | 0 | 22 | 0 | 0 | 0 | 22 |
| Total | 53 | 0 | 53 | 0 | 0 | 0 | 53 |
| BOSTON | | | | | | | |
| Germans | 49 | 1 | 50 | 0 | 0 | 0 | 50 |
| Japanese | 10 | 0 | 10 | 0 | 0 | 0 | 10 |
| Italians | 24 | 0 | 24 | 0 | 0 | 0 | 24 |
| Total | 83 | 1 | 84 | 0 | 0 | 0 | 84 |
| BUFFALO | | | | | | | |
| Germans | 44 | 0 | 44 | 0 | 0 | 0 | 44 |
| Japanese | 5 | 0 | 5 | 0 | 0 | 0 | 5 |
| Italians | 19 | 0 | 19 | 0 | 0 | 0 | 19 |
| Total | 68 | 0 | 68 | 0 | 0 | 0 | 68 |

ENCLOSURE 100-2-3721

Apprehensions by Field Offices

- 2 -

| | | | | | | | |
|------------|------|----|-----|------|---|---|-----|
| BUTTE | | | | | | | |
| Germans | 26 | 0 | 26 | 0 | 0 | 0 | 26 |
| Japanese | 18 | 0 | 18 | 0 | 0 | 0 | 18 |
| Italians | 12 | 0 | 12 | 0 | 0 | 0 | 12 |
| Total | 56 | 0 | 56 | 0 | 0 | 0 | 56 |
| CHARLOTTE | | | | | | | |
| Germans | 27 | 0 | 27 | 0 | 0 | 0 | 27 |
| Japanese | None | | | None | | | |
| Italians | 18 | 0 | 18 | 0 | 0 | 0 | 18 |
| Total | 45 | 0 | 45 | 0 | 0 | 0 | 45 |
| CHICAGO | | | | | | | |
| Germans | 233 | 11 | 244 | 2 | 0 | 2 | 246 |
| Japanese | 8 | 0 | 8 | 1 | 0 | 1 | 9 |
| Italians | 7 | 0 | 7 | 0 | 0 | 0 | 7 |
| Total | 248 | 11 | 259 | 3 | 0 | 3 | 262 |
| CINCINNATI | | | | | | | |
| Germans | 61 | 0 | 61 | 0 | 0 | 0 | 61 |
| Japanese | 1 | 0 | 1 | 0 | 0 | 0 | 1 |
| Italians | 25 | 0 | 25 | 0 | 0 | 0 | 25 |
| Total | 87 | 0 | 87 | 0 | 0 | 0 | 87 |
| CLEVELAND | | | | | | | |
| Germans | 65 | 1 | 66 | 0 | 0 | 0 | 66 |
| Japanese | 5 | 0 | 5 | 0 | 0 | 0 | 5 |
| Italians | 46 | 1 | 47 | 2 | 0 | 2 | 49 |
| Rumanians | 2 | 0 | 2 | 0 | 0 | 0 | 2 |
| Hungarians | 3 | 0 | 3 | 0 | 0 | 0 | 3 |
| Total | 121 | 2 | 123 | 2 | 0 | 2 | 125 |
| DALLAS | | | | | | | |
| Germans | 54 | 0 | 54 | 1 | 0 | 1 | 55 |
| Japanese | 13 | 0 | 13 | 3 | 0 | 3 | 16 |
| Italians | 33 | 0 | 33 | 0 | 0 | 0 | 33 |
| Total | 100 | 0 | 100 | 4 | 0 | 4 | 104 |
| DENVER | | | | | | | |
| Germans | 13 | 0 | 13 | 0 | 0 | 0 | 13 |
| Japanese | 14 | 0 | 14 | 0 | 0 | 0 | 14 |
| Italians | 1 | 0 | 1 | 0 | 0 | 0 | 1 |
| Total | 28 | 0 | 28 | 0 | 0 | 0 | 28 |

194

Apprehensions by Field Offices

| | | | | | | | |
|--------------|------|----|-----|-----|----|-----|-------|
| DES MOINES | | | | | | | |
| Germans | 17 | 0 | 17 | 0 | 0 | 0 | 17 |
| Japanese | 1 | 0 | 1 | 0 | 0 | 0 | 1 |
| Italians | 1 | 0 | 1 | 0 | 0 | 0 | 1 |
| Total | 19 | 0 | 19 | 0 | 0 | 0 | 19 |
| DETROIT | | | | | | | |
| Germans | 60 | 4 | 64 | 2 | 0 | 2 | 66 |
| Japanese | None | | | | | | |
| Italians | 5 | 0 | 5 | 1 | 0 | 1 | 6 |
| Rumanians | 2 | 0 | 2 | 0 | 0 | 0 | 2 |
| Bulgarians | 1 | 0 | 1 | 0 | 0 | 0 | 1 |
| Total | 68 | 4 | 72 | 3 | 0 | 3 | 75 |
| EL PASO | | | | | | | |
| Germans | 25 | 0 | 25 | 1 | 0 | 1 | 26 |
| Japanese | 33 | 0 | 33 | 0 | 0 | 0 | 33 |
| Italians | 17 | 0 | 17 | 0 | 0 | 0 | 17 |
| Total | 75 | 0 | 75 | 1 | 0 | 1 | 76 |
| GRAND RAPIDS | | | | | | | |
| Germans | 13 | 0 | 13 | 1 | 0 | 1 | 14 |
| Japanese | None | | | | | | |
| Italians | None | | | | | | |
| Total | 13 | 0 | 13 | 1 | 0 | 1 | 14 |
| HONOLULU | | | | | | | |
| Germans | 72 | 4 | 72 | 44 | 0 | 44 | 116 |
| Japanese | 725 | 12 | 737 | 413 | 22 | 435 | 1,172 |
| Italians | 14 | 0 | 14 | 3 | 0 | 3 | 17 |
| Total | 811 | 12 | 823 | 460 | 22 | 482 | 1,305 |
| HOUSTON | | | | | | | |
| Germans | 173 | 0 | 173 | 0 | 0 | 0 | 173 |
| Japanese | 62 | 0 | 62 | 0 | 0 | 0 | 62 |
| Italians | 63 | 0 | 63 | 1 | 0 | 1 | 64 |
| Total | 298 | 0 | 298 | 1 | 0 | 1 | 299 |

Apprehensions by Field Offices

| | | | | | | | |
|--------------|------|---|-----|----|---|----|-----|
| HUNTINGTON | | | | | | | |
| Germans | 11 | 0 | 11 | 0 | 0 | 0 | 11 |
| Japanese | 3 | 0 | 3 | 0 | 0 | 0 | 3 |
| Italians | 4 | 0 | 4 | 2 | 0 | 2 | 6 |
| Total | 18 | 0 | 18 | 2 | 0 | 2 | 20 |
| INDIANAPOLIS | | | | | | | |
| Germans | 24 | 0 | 24 | 0 | 0 | 0 | 24 |
| Japanese | None | | | | | | |
| Italians | 5 | 0 | 5 | 0 | 0 | 0 | 5 |
| Total | 29 | 0 | 29 | 0 | 0 | 0 | 29 |
| JACKSON | | | | | | | |
| Germans | 7 | 0 | 7 | 0 | 0 | 0 | 7 |
| Japanese | None | | | | | | |
| Italians | 1 | 0 | 1 | 0 | 0 | 0 | 1 |
| Total | 8 | 0 | 8 | 0 | 0 | 0 | 8 |
| JUNEAU | | | | | | | |
| Germans | 2 | 0 | 2 | 0 | 0 | 0 | 2 |
| Japanese | 9 | 0 | 9 | 0 | 0 | 0 | 9 |
| Italians | None | | | | | | |
| Total | 11 | 0 | 11 | 0 | 0 | 0 | 11 |
| KANSAS CITY | | | | | | | |
| Germans | 33 | 0 | 33 | 0 | 0 | 0 | 33 |
| Japanese | 1 | 0 | 1 | 0 | 0 | 0 | 1 |
| Italians | 6 | 0 | 6 | 0 | 0 | 0 | 6 |
| Total | 40 | 0 | 40 | 0 | 0 | 0 | 40 |
| KNOXVILLE | | | | | | | |
| Germans | 1 | 0 | 1 | 0 | 0 | 0 | 1 |
| Japanese | None | | | | | | |
| Italians | None | | | | | | |
| Total | 1 | 0 | 1 | 0 | 0 | 0 | 1 |
| LITTLE ROCK | | | | | | | |
| Germans | 6 | 0 | 6 | 0 | 0 | 0 | 6 |
| Japanese | 1 | 0 | 1 | 0 | 0 | 0 | 1 |
| Italians | 1 | 0 | 1 | 0 | 0 | 0 | 1 |
| Total | 8 | 0 | 8 | 0 | 0 | 0 | 8 |
| LOS ANGELES | | | | | | | |
| Germans | 181 | 1 | 182 | 16 | 0 | 16 | 198 |

191

Apprehensions by Field Offices

- 5 -

| | | | | | | | |
|------------|-------|----|-------|----|---|----|-------|
| Japanese | 2,027 | 2 | 2,029 | 14 | 0 | 14 | 2,043 |
| Italians | 141 | 0 | 141 | 1 | 0 | 1 | 142 |
| Total | 2,349 | 3 | 2,352 | 31 | 0 | 31 | 2,383 |
| LOUISVILLE | | | | | | | |
| Germans | 17 | 0 | 17 | 1 | 0 | 1 | 18 |
| Japanese | 1 | 0 | 1 | 0 | 0 | 0 | 1 |
| Italians | None | | | | | | |
| Total | 18 | 0 | 18 | 1 | 0 | 1 | 19 |
| MEMPHIS | | | | | | | |
| Germans | 8 | 0 | 8 | 0 | 0 | 0 | 8 |
| Japanese | None | | | | | | |
| Italians | 1 | 0 | 1 | 0 | 0 | 0 | 1 |
| Total | 9 | 0 | 9 | 0 | 0 | 0 | 9 |
| MIAMI | | | | | | | |
| Germans | 152 | 1 | 153 | 2 | 0 | 2 | 155 |
| Japanese | 29 | 0 | 29 | 0 | 0 | 0 | 29 |
| Italians | 212 | 0 | 212 | 0 | 0 | 0 | 212 |
| Total | 393 | 1 | 394 | 2 | 0 | 2 | 396 |
| MILWAUKEE | | | | | | | |
| Germans | 101 | 0 | 101 | 1 | 0 | 1 | 102 |
| Japanese | None | | | | | | |
| Italians | 1 | 0 | 1 | 0 | 0 | 0 | 1 |
| Total | 102 | 0 | 102 | 1 | 0 | 1 | 103 |
| NEWARK | | | | | | | |
| Germans | 596 | 21 | 617 | 3 | 0 | 3 | 620 |
| Japanese | 47 | 0 | 47 | 1 | 0 | 1 | 48 |
| Italians | 30 | 0 | 30 | 0 | 0 | 0 | 30 |
| Rumanians | 1 | 0 | 1 | 0 | 0 | 0 | 1 |
| Total | 674 | 21 | 695 | 4 | 0 | 4 | 699 |
| NEW HAVEN | | | | | | | |
| Germans | 82 | 1 | 83 | 0 | 0 | 0 | 83 |
| Japanese | 31 | 0 | 31 | 0 | 0 | 0 | 31 |
| Italians | 29 | 1 | 30 | 0 | 0 | 0 | 30 |
| Total | 142 | 2 | 144 | 0 | 0 | 0 | 144 |

197

Apprehensions by Field Office

| | | | | | | | |
|---------------|-------|----|-------|----|---|----|-------|
| NEW ORLEANS | | | | | | | |
| Germans | 46 | 0 | 46 | 0 | 0 | 0 | 46 |
| Japanese | 9 | 0 | 9 | 0 | 0 | 0 | 9 |
| Italians | 232 | 1 | 233 | 0 | 0 | 0 | 233 |
| Total | 287 | 1 | 288 | 0 | 0 | 0 | 288 |
| NEW YORK | | | | | | | |
| Germans | 1,730 | 32 | 1,762 | 4 | 0 | 4 | 1,766 |
| Japanese | 380 | 0 | 380 | 8 | 0 | 8 | 388 |
| Italians | 400 | 0 | 400 | 5 | 0 | 5 | 405 |
| Rumanians | 3 | 0 | 3 | 0 | 0 | 0 | 3 |
| Hungarians | 5 | 0 | 5 | 0 | 0 | 0 | 5 |
| Total | 2,518 | 32 | 2,550 | 17 | 0 | 17 | 2,567 |
| NORFOLK | | | | | | | |
| Germans | 13 | 0 | 13 | 0 | 0 | 0 | 13 |
| Japanese | 31 | 0 | 31 | 0 | 0 | 0 | 31 |
| Italians | 12 | 0 | 12 | 0 | 0 | 0 | 12 |
| Total | 56 | 0 | 56 | 0 | 0 | 0 | 56 |
| OKLAHOMA CITY | | | | | | | |
| Germans | 9 | 0 | 9 | 0 | 0 | 0 | 9 |
| Japanese | None | | | | | | |
| Italians | 1 | 0 | 1 | 0 | 0 | 0 | 1 |
| Total | 10 | 0 | 10 | 0 | 0 | 0 | 10 |
| OMAHA | | | | | | | |
| Germans | 2 | 0 | 2 | 1 | 0 | 1 | 3 |
| Japanese | 3 | 0 | 3 | 0 | 0 | 0 | 3 |
| Italians | 1 | 0 | 1 | 0 | 0 | 0 | 1 |
| Total | 6 | 0 | 6 | 1 | 0 | 1 | 7 |
| PHILADELPHIA | | | | | | | |
| Germans | 263 | 4 | 267 | 10 | 0 | 10 | 277 |
| Japanese | 30 | 0 | 30 | 1 | 0 | 1 | 31 |
| Italians | 75 | 0 | 75 | 0 | 0 | 0 | 75 |
| Rumanians | 1 | 0 | 1 | 0 | 0 | 0 | 1 |
| Hungarians | 1 | 0 | 1 | 0 | 0 | 0 | 1 |
| Total | 370 | 4 | 374 | 11 | 0 | 11 | 385 |

Apprehensions by Field Office

- 7 -

| | | | | | | | |
|------------|------|----|-----|---|---|---|-----|
| PHOENIX | | | | | | | |
| Germans | 39 | 0 | 39 | 1 | 0 | 1 | 40 |
| Japanese | 68 | 0 | 68 | 3 | 0 | 3 | 71 |
| Italians | 31 | 0 | 31 | 0 | 0 | 0 | 31 |
| Total | 138 | 0 | 138 | 4 | 0 | 4 | 142 |
| PITTSBURGH | | | | | | | |
| Germans | 45 | 32 | 77 | 7 | 0 | 7 | 84 |
| Japanese | None | | | | | | |
| Italians | 33 | 0 | 33 | 1 | 0 | 1 | 34 |
| Total | 78 | 32 | 110 | 8 | 0 | 8 | 118 |
| PORTLAND | | | | | | | |
| Germans | 130 | 0 | 130 | 1 | 0 | 1 | 131 |
| Japanese | 103 | 0 | 103 | 1 | 0 | 1 | 104 |
| Italians | 33 | 0 | 33 | 0 | 0 | 0 | 33 |
| Rumanians | 1 | 0 | 1 | 0 | 0 | 0 | 1 |
| Total | 267 | 0 | 267 | 2 | 0 | 2 | 269 |
| PROVIDENCE | | | | | | | |
| Germans | 8 | 0 | 8 | 0 | 0 | 0 | 8 |
| Japanese | None | | | | | | |
| Italians | 2 | 0 | 2 | 0 | 0 | 0 | 2 |
| Total | 10 | 0 | 10 | 0 | 0 | 0 | 10 |
| RICHMOND | | | | | | | |
| Germans | 29 | 0 | 29 | 0 | 0 | 0 | 29 |
| Japanese | None | | | | | | |
| Italians | 26 | 0 | 26 | 0 | 0 | 0 | 26 |
| Total | 55 | 0 | 55 | 0 | 0 | 0 | 55 |
| ST. LOUIS | | | | | | | |
| Germans | 42 | 0 | 42 | 4 | 0 | 4 | 46 |
| Japanese | 1 | 0 | 1 | 0 | 0 | 0 | 1 |
| Italians | 10 | 0 | 10 | 0 | 0 | 0 | 10 |
| Total | 53 | 0 | 53 | 4 | 0 | 4 | 57 |
| ST. PAUL | | | | | | | |
| Germans | 19 | 0 | 19 | 0 | 0 | 0 | 19 |
| Japanese | 2 | 0 | 2 | 0 | 0 | 0 | 2 |
| Italians | None | | | | | | |
| Total | 21 | 0 | 21 | 0 | 0 | 0 | 21 |

199

Apprehensions by Field Office

- 8 -

SALT LAKE CITY

| | | | | | | | |
|----------|-----|---|-----|----|---|----|-----|
| Germans | 35 | 0 | 35 | 0 | 0 | 0 | 35 |
| Japanese | 154 | 1 | 155 | 10 | 0 | 10 | 165 |
| Italians | 16 | 0 | 16 | 2 | 0 | 2 | 18 |
| Total | 205 | 1 | 206 | 12 | 0 | 12 | 218 |

SAN ANTONIO

| | | | | | | | |
|----------|----|---|----|---|---|---|----|
| Germans | 34 | 0 | 34 | 2 | 0 | 2 | 36 |
| Japanese | 9 | 0 | 9 | 0 | 0 | 0 | 9 |
| Italians | 17 | 0 | 17 | 0 | 0 | 0 | 17 |
| Total | 60 | 0 | 60 | 2 | 0 | 2 | 62 |

SAN DIEGO

| | | | | | | | |
|----------|-----|---|-----|---|---|---|-----|
| Germans | 37 | 0 | 37 | 0 | 0 | 0 | 37 |
| Japanese | 270 | 0 | 270 | 2 | 0 | 2 | 272 |
| Italians | 6 | 0 | 6 | 0 | 0 | 0 | 6 |
| Total | 313 | 0 | 313 | 2 | 0 | 2 | 315 |

SAN FRANCISCO

| | | | | | | | |
|----------|-------|---|-------|----|---|----|-------|
| Germans | 313 | 5 | 318 | 6 | 0 | 6 | 324 |
| Japanese | 620 | 0 | 620 | 13 | 0 | 13 | 633 |
| Italians | 449 | 1 | 450 | 5 | 0 | 5 | 455 |
| Total | 1,382 | 6 | 1,388 | 24 | 0 | 24 | 1,412 |

SAN JUAN

| | | | | | | | |
|----------|----|---|----|---|---|---|----|
| Germans | 21 | 0 | 21 | 1 | 0 | 1 | 22 |
| Japanese | 1 | 0 | 1 | 0 | 0 | 0 | 1 |
| Italians | 7 | 0 | 7 | 2 | 0 | 2 | 9 |
| Total | 29 | 0 | 29 | 3 | 0 | 3 | 32 |

SAVANNAH

| | | | | | | | |
|----------|-----|---|-----|---|---|---|-----|
| Germans | 62 | 0 | 62 | 0 | 0 | 0 | 62 |
| Japanese | 6 | 0 | 6 | 0 | 0 | 0 | 6 |
| Italians | 33 | 0 | 33 | 0 | 0 | 0 | 33 |
| Total | 101 | 0 | 101 | 0 | 0 | 0 | 101 |

SEATTLE

| | | | | | | | |
|----------|-----|---|-----|---|---|---|-----|
| Germans | 112 | 0 | 112 | 2 | 0 | 2 | 114 |
| Japanese | 413 | 0 | 413 | 7 | 0 | 7 | 420 |
| Italians | 32 | 0 | 32 | 0 | 0 | 0 | 32 |
| Total | 557 | 0 | 557 | 9 | 0 | 9 | 566 |

200

Apprehensions by Field Offices

SIOUX FALLS

| | | | | | | | |
|----------|------|---|----|---|---|---|----|
| Germans | 10 | 1 | 11 | 0 | 0 | 0 | 11 |
| Japanese | 1 | 0 | 1 | 0 | 0 | 0 | 1 |
| Italians | None | | | | | | |
| Total | 11 | 1 | 12 | 0 | 0 | 0 | 12 |

SPRINGFIELD

| | | | | | | | |
|----------|----|---|----|---|---|---|----|
| Germans | 9 | 0 | 9 | 0 | 0 | 0 | 9 |
| Japanese | 2 | 0 | 2 | 0 | 0 | 0 | 2 |
| Italians | 4 | 0 | 4 | 0 | 0 | 0 | 4 |
| Total | 15 | 0 | 15 | 0 | 0 | 0 | 15 |

WASHINGTON FIELD

| | | | | | | | |
|------------|----|---|----|---|---|---|----|
| Germans | 12 | 0 | 12 | 0 | 0 | 0 | 12 |
| Japanese | 9 | 0 | 9 | 0 | 0 | 0 | 9 |
| Italians | 5 | 0 | 5 | 0 | 0 | 0 | 5 |
| Hungarians | 1 | 0 | 1 | 0 | 0 | 0 | 1 |
| Total | 27 | 0 | 27 | 0 | 0 | 0 | 27 |

SUBJECT

FILE #

| Serial | Xerox | Pages | | Exemptions |
|--------|---------|-------------|------|-----------------------|
| | | Act. | Rel. | |
| 3931 | 7/6/43 | ENC-5 1 | | REFER TO ARMY |
| 3932 | 7/6/43 | ENC-1 1 | | REFER TO ARMY |
| 3933 | 7/7/43 | 1 | 1 | |
| 3934 | 7/7/43 | 1 | 1 | |
| 3935 | 6/30/43 | ENC-2 1 | 3 | |
| 3936 | 7/14/43 | 3 | 3 | |
| 3937 | 7/23/43 | 2 | 2 | |
| 3938 | 6/30/43 | ENC-11 1 | 12 | |
| 3939 | 7/13/43 | 1 | | REFER TO ARMY |
| 3939 | 7/29/43 | 2 | 1 | XXXXXXXXXX |
| 3940 | 8/3/43 | ENC-2 1 | 3 | |
| | | | | |
| | | | | |
| | | | | |
| | | | | |
| | | | | |
| | | | | |
| | | | | |
| | | | | |
| | | | | |
| | | | | |
| | | | | |
| | | | | |

JOHN EDGAR HOOVER
DIRECTOR

C-287



Federal Bureau of Investigation
United States Department of Justice
Washington, D. C.

May 5, 1943

- Mr. Tolson ✓
- Mr. E. A. Tamm
- Mr. Clegg
- Mr. Glavin
- Mr. Ladd ✓
- Mr. Nichols ✓
- Mr. Rosen
- Mr. Tracy
- Mr. Carson
- Mr. Coffey
- Mr. Hendon
- Mr. Kramer
- Mr. McGuire ✓
- Mr. Harbo
- Mr. Quinn Tamm
- Tele. Room
- Mr. Nease

HWS:zmm

MEMORANDUM FOR THE DIRECTOR

RE: DISPOSITION OF ALIEN ENEMY CASES

With reference to my previous memoranda regarding the dispositions made of cases of alien enemies apprehended under the Presidential Proclamations of December 7 and 8, 1941, relating to aliens of German, Japanese, and Italian nationalities, and under the Presidential Proclamation of July 17, 1942, pertaining to aliens of Rumanian, Hungarian, and Bulgarian nationalities, there is attached hereto a supplemental summary report reflecting the number of dispositions received as of May 5, 1943, for aliens of these nationalities.

Respectfully,

D. M. Ladd
D. M. Ladd
JMM

Attachment

1 ENCL. 12
ff



RECORDED
&
INDEXED

100-2-3922

| | |
|----|-------------|
| 12 | MAY 10 1943 |
|----|-------------|

[Handwritten signature]

205

0 Custodial Detention - General

ff

DISPOSITION OF GERMAN, JAPANESE, AND ITALIAN ALIEN ENTRY CASES AS OF MAY 5, 1943

| | <u>GERMANS</u> | | <u>JAPANESE</u> | | <u>ITALIANS</u> | | <u>TOTALS</u> | |
|--------------------------|----------------|----------|-----------------|----------|-----------------|----------|---------------|----------|
| | Number | Per Cent | Number | Per Cent | Number | Per Cent | Number | Per Cent |
| Aliens apprehended | 5,478 | | 5,181 | | 2,281 | | 12,940 | |
| Released without hearing | 1,255 | 22.91 | 220 | 4.25 | 1,417 | 62.12 | 2,892 | 22.35 |

Dispositions ordered by the Attorney General:

| | | | | | | | | |
|------------|-------|-------|-------|-------|-----|-------|-------|-------|
| Internment | 1,789 | 32.65 | 2,181 | 42.10 | 211 | 9.25 | 4,181 | 32.38 |
| Parole | 1,435 | 26.19 | 1,455 | 28.08 | 375 | 16.44 | 3,265 | 25.23 |
| Release | 509 | 9.29 | 428 | 8.26 | 227 | 9.95 | 1,164 | 8.92 |

Dispositions ordered by the Military Authorities in Hawaii and Alaska:

| | | | | | | | | |
|----------------------|-----|------|-----|-------|----|------|-----|------|
| Internment | 17 | .31 | 612 | 11.81 | 0 | | 629 | 4.86 |
| Parole | 26 | .49 | 59 | 1.15 | 6 | .26 | 91 | .20 |
| Release | 7 | .13 | 9 | .17 | 1 | .04 | 17 | .14 |
| Deceased | 7 | .13 | 8 | .15 | 1 | .04 | 16 | .13 |
| Repatriated | 2 | .04 | 31 | .60 | 9 | .40 | 42 | .32 |
| Dispositions awaited | 431 | 7.86 | 178 | 3.43 | 34 | 1.50 | 643 | 4.97 |

Totals 5,478 5,181 2,281 12,940

COPIES DESTROYED
R442 AUG 2 1952

ENCLOSURE

204

DISPOSITION OF HUNGARIAN, BULGARIAN, AND ROMANIAN ALIEN ENTRY CASES OF MAY 5, 1943

| | <u>HUNGARIANS</u> | | <u>BULGARIANS</u> | | <u>ROMANIANS</u> | | <u>TOTALS</u> | |
|--|-------------------|----------|-------------------|----------|------------------|----------|---------------|----------|
| | Number | Per Cent | Number | Per Cent | Number | Per Cent | Number | Per Cent |
| Aliens apprehended | 11 | | 1 | | 11 | | 23 | |
| Released without hearing | 2 | 18.18 | 0 | | 1 | 9.09 | 3 | 13.04 |
| Dispositions ordered by the Attorney General: | | | | | | | | |
| Internment | 1 | 9.09 | 1 | 100.00 | 2 | 18.18 | 4 | 17.39 |
| Parole | 3 | 27.27 | 0 | | 2 | 18.18 | 5 | 21.74 |
| Release | 3 | 27.27 | 0 | | 3 | 27.27 | 6 | 26.08 |
| Dispositions ordered by the Military Authorities in Hawaii and Alaska: | | | | | | | | |
| Internment | 0 | | 0 | | 0 | | 0 | |
| Parole | 0 | | 0 | | 0 | | 0 | |
| Release | 0 | | 0 | | 0 | | 0 | |
| Deceased | 0 | | 0 | | 0 | | 0 | |
| Repatriated | 0 | | 0 | | 0 | | 0 | |
| Dispositions awaited | 2 | 18.18 | 0 | | 3 | 27.27 | 5 | 21.74 |
| Totals | 11 | | 1 | | 11 | | 23 | |

HWS: zmn

May 10, 1943

PERSONAL AND [REDACTED]
VIA DIPLOMATIC AIR COURIER POUCH

[REDACTED]
Legal Attache
The American Embassy
London, England

Confidential Report on Government

RE: DISPOSITION OF ALIEN ENEMY CASES

Mr. Tolson lear [REDACTED]

Mr. E. A. Tamm

Mr. Clegg _____ As of possible interest to you, there are being transmitted
Mr. Coffey erwith copies of statistics dated May 5, 1943, reflecting the dispositions
Mr. Glavin hich have been received in the cases of alien enemies who have been appre-
Mr. Ladd hended by the Bureau under the Alien Enemy Control Program.

Mr. Nichols _____

Very truly yours,

Mr. Rosen _____

Mr. Tracy _____

Mr. Carson _____

Mr. Harbo _____

Mr. Hendon _____

Mr. McGuire _____

Mr. Mumford _____

Mr. Piper _____

Mr. Quinn Tamm _____

Mr. Nease _____

Miss Gandy _____

COMMUNICATIONS SECTION
MAILED 7
MAY 11 1943
Enclosure
FEDERAL BUREAU OF INVESTIGATION
U. S. DEPARTMENT OF JUSTICE

RECORDED
COMMUNICATIONS SECTION
MAILED 7
MAY 12 1943 P.M.
FEDERAL BUREAU OF INVESTIGATION
U. S. DEPARTMENT OF JUSTICE

John Edgar Hoover
Director
MAY 12 1943
FEDERAL BUREAU OF INVESTIGATION
U. S. DEPARTMENT OF JUSTICE

26 MAY 19 1943

HWS:zmm

May 10, 1943

PERSONAL AND [REDACTED]
VIA DIPLOMATIC AIR COURIER POUCH

[REDACTED]
Legal Attache
The American Embassy
London, England

RE: INTERNAL SECURITY
ALIEN ENEMY CONTROL

Mr. Tolson

Mr. E. A. Tamm

Mr. Clegg

Mr. Coffey

Mr. Glavin

Mr. Ladd

Mr. Nichols

Mr. Rosen

Mr. Tracy

Mr. Carson

Mr. Harbo

Mr. Hendon

Mr. McGuire

Mr. Mumford

Mr. Piper

Mr. Quinn Tamm

Mr. Nease

Miss Gandy

As of possible interest to you, there are attached copies of statistics dated May 4, 1943, reflecting the number of individuals apprehended under the Alien Enemy Control Program by the various Field Offices of this Bureau. 5

COMMUNICATIONS SECTION
MAILED 7
MAY 12 1943 P.M.
Enclosure
FEDERAL BUREAU OF INVESTIGATION
DEPARTMENT OF JUSTICE
Mr. Burton

RECORDED 100-2-3924
Very truly yours,
FEDERAL BUREAU OF INVESTIGATION
MAY 14 1943
John Edgar Hoover
Director
DEPARTMENT OF JUSTICE

8 MAY 19 1943

Original of [unclear] [unclear]

RAG:fm

May 25, 1943

PERSONAL AND [REDACTED]

SAC, San Antonio

Summary RE: CUSTODIAL DETENTION CARDS

Dear Sir:

There follows hereafter a list of the individuals for whom active custodial detention cards are maintained in the Bureau together with the address of each individual. This list does not include alien enemies or individuals who have been inducted into the Armed Forces inasmuch as these cards should have been placed in the investigative files.

It is desired that you check this list against your confidential custodial detention card file in order to determine whether any discrepancy exists between your records and the records maintained at the Bureau. In the event such a discrepancy exists, the Bureau should be advised by separate letter bearing the appropriate caption for each case.

ALIENS

German

None

Communist

*0 Custodial Detention Cards
MAY 26*

3925

In order that this list may be accurate, it is believed that the full name in each case should be listed on the custodial detention card. Therefore, wherever the full name has not as yet been ascertained, an effort should be made to obtain this information in order that the custodial detention card may be complete. With regard to ██████████, who is listed under the classification "Unknown Citizenship", an effort should be made to obtain his citizenship status at the earliest possible moment.

It is expected that the check made against your confidential custodial detention card file will be made in a thorough manner in order that no discrepancy will exist.

Very truly yours,

John Edgar Hoover
Director

Mr. Tolson _____
Mr. E. A. Tamm _____
Mr. Clegg _____
Mr. Coffey _____
Mr. Glavin _____
Mr. Ladd _____
Mr. Nichols _____
Mr. Rosen _____
Mr. Tracy _____
Mr. Carson _____
Mr. Harbo _____
Mr. Hendon _____
Mr. McGuire _____
Mr. Mumford _____
Mr. Piper _____
Mr. Quinn Tamm _____
Mr. Nease _____
Miss Gandy _____

3225

(A). ALIEN ENEMY PAROLEES. -- The Bureau has recently received a copy of certain instructions relative to alien enemy parolees, which were issued to all District Directors of the Immigration and Naturalization Service. For your information, a summary of these instructions is set out:

The Immigration and Naturalization Service has directed that thorough investigations be conducted at irregular intervals in the cases of all alien enemy parolees (with the exception of those within War Relocation Centers) to determine whether the aliens are complying with the conditions of parole and the alien enemy regulations. The frequency of these investigations should be determined by the particular circumstances of each case, but not more than six months should elapse between such investigations in any individual case. The investigation should be along the lines suggested by the information which was presented or developed at the alien enemy hearing, and should include appropriate inquiry of the likely sources of information concerning the conduct and activity of the alien enemies. Included in the report of such investigation, there should be a recommendation by the investigating officer as to whether or not parole of the alien enemy should be continued. In the event of a violation of parole, or if some reason for another hearing is indicated, a copy of the report should be immediately furnished the appropriate United States Attorney.

In every instance where an investigation is proposed by a local office of the Immigration and Naturalization Service, the appropriate FBI Field Office should be notified by letter that such an investigation is planned for a specified date at least ten days in advance of the date of the notification letter. The notification to the FBI Field Office will state that the inquiry will proceed as scheduled except upon the receipt within that ten day period of a written request from the FBI Field Office to defer the investigation on the ground that it would interfere in some manner with action which the FBI might be taking or contemplating in connection with the case of the alien enemy. Also included in the letter of notification should be a request for any information in the possession of the FBI which might be pertinent to the parole status of the alien and which has not previously been made known to the Immigration and Naturalization Service.

Walden 10/11/43

ORIGINAL FILED IN 66-03-11

TORY
BUY
UNITED
STATES
WAR
BONDS
AND
STAMPS

100-3-
NOT RECORDED

273
OCT 9 1943

5-12-43

BUREAU BULLETIN NO. 23
Second Series 1943

- 2 -

In any case where the FBI Field Office requests that investigation by the Immigration and Naturalization Service be deferred, this request should be complied with. In the event no request for deferment is received, the investigation should be conducted as contemplated, but any information discovered which might be of value to the FBI in the discharge of its functions should be promptly transmitted to the appropriate FBI Field Office.

It will be noted from the above summary that the Immigration and Naturalization Service intends to investigate the activities of alien enemy parolees for the primary purpose of determining whether or not they have complied with the terms of their paroles, and not with the thought in mind of securing information as to their continued engaging in subversive activities. Furthermore, the local offices of the Immigration and Naturalization Service have been instructed to forward any information which they may secure relative to an alien enemy parolee's engaging in subversive activities to the appropriate Field Office of the Bureau. The Immigration and Naturalization Service has jurisdiction over such investigations since that service has been charged with the administration of the paroles of alien enemies.

Field Offices should, therefore, furnish all pertinent information relative to alien enemies thus being investigated to the appropriate offices of the Immigration and Naturalization Service upon the receipt of requests for this information. Care should be taken, of course, that the identities of confidential informants of the Bureau are properly protected. Each Field Office should also make adequate arrangements with the Immigration and Naturalization Service in its Field Division to be promptly advised of any information coming to the attention of that service which would indicate that any alien enemy parolee has engaged in subversive activities subsequent to his parole, since the investigation of such activities is still within the primary jurisdiction of the Bureau and will not be carried on by the Immigration and Naturalization Service.

HWS:slm
6/2/43

JUN -3 1943

MEMORANDUM FOR THE ASSISTANT GENERAL

In connection with the apprehension of German, Japanese, Italian, Rumanian, Hungarian and Bulgarian individuals, there is attached hereto a summary report reflecting the number of apprehensions by Field Offices.

Respectfully,
J. Edgar Hoover

John Edgar Hoover
Director

Enclosure

- Mr. Tolson _____
- Mr. E. A. Tamm _____
- Mr. Clegg _____
- Mr. Coffey _____
- Mr. Glavin _____
- Mr. Ladd _____
- Mr. Nichols _____
- Mr. Rosen _____
- Mr. Tracy _____
- Mr. Carson _____
- Mr. Harbo _____
- Mr. Hendon _____
- Mr. McGuire _____
- Mr. Mumford _____
- Mr. Piper _____
- Mr. Quinn Tamm _____
- Mr. Nease _____
- Miss Gandy _____

FROM D. O.
DATE 7-05-43
BY [Signature]

RECORDED

100-3926
RECEIVED
JUN 2 1943
52 AM

5
ENCLOSURE
147 D70

*Used over
by [Signature]*

[Handwritten initials]

[Handwritten initials]

JUN 4 1943

Vertical handwritten text on the left margin

APPROXIMATIONS

December 7, 1941 to June 1, 1943

| | <u>Arrests of All Aliens Reported</u> | | | <u>Arrests of All Citizens Reported</u> | | | <u>Grand Total</u> |
|--------------|---------------------------------------|-------------------|--------------|---|-------------------|--------------|----------------------------------|
| | <u>Previous</u> | <u>Additional</u> | <u>Total</u> | <u>Previous</u> | <u>Additional</u> | <u>Total</u> | |
| Germans | 5,478 | 62 | 5,540 | 115 | 1 | 116 | 5,656 |
| Japanese | 5,181 | 25 | 5,206 | 499 | 28 | 527 | 5,733 |
| Italians | 2,281 | 0 | 2,281 | 26 | 0 | 26 | 2,307 |
| Romanians | 11 | 0 | 11 | 0 | 0 | 0 | 11 |
| Hungarians | 11 | 0 | 11 | 0 | 0 | 0 | 11 |
| Bulgarians | 1 | 0 | 1 | 0 | 0 | 0 | 1 |
| Total | 12,963 | 87 | 13,050 | 640 | 29 | 669 | <u>13,719</u> |
| | | | | | | | <u>Grand Total</u> <u>13,719</u> |

ENCLOSURE

100-2-3929

273

ARRESTIONS BY FIELD OFFICES

December 7, 1941 to June 1, 1943

| | <u>ARRESTS OF ALL ALIENS REPORTED</u> | | | <u>ARRESTS OF ALL CITIZENS REPORTED</u> | | | Grand Total |
|-------------------|---------------------------------------|------------|------------|---|------------|----------|-------------|
| | Previous | Additional | Total | Previous | Additional | Total | |
| <u>ALBANY</u> | | | | | | | |
| Germans | 70 | 2 | 72 | None | | | 72 |
| Japanese | 3 | 0 | 3 | None | | | 3 |
| Italians | 41 | 0 | 41 | None | | | 41 |
| Total | 114 | 2 | 116 | None | | | 116 |
| <u>ATLANTA</u> | | | | | | | |
| Germans | 42 | 0 | 42 | None | | | 42 |
| Japanese | 3 | 0 | 3 | None | | | 3 |
| Italians | 32 | 0 | 32 | None | | | 32 |
| Rumanians | 1 | 0 | 1 | None | | | 1 |
| Total | 78 | 0 | 78 | None | | | 78 |
| <u>BALTIMORE</u> | | | | | | | |
| Germans | 50 | 0 | 50 | 2 | 0 | 2 | 52 |
| Japanese | 1 | 0 | 1 | None | | | 1 |
| Italians | 41 | 0 | 41 | 1 | 0 | 1 | 42 |
| Hungarians | 1 | 0 | 1 | None | | | 1 |
| Total | 93 | 0 | 93 | 3 | 0 | 3 | 96 |
| <u>BIRMINGHAM</u> | | | | | | | |
| Germans | 23 | 0 | 23 | None | | | 23 |
| Japanese | 3 | 0 | 3 | None | | | 3 |
| Italians | 22 | 0 | 22 | None | | | 22 |
| Total | 53 | 0 | 53 | None | | | 53 |
| <u>BOSTON</u> | | | | | | | |
| Germans | 50 | 0 | 50 | None | | | 50 |
| Japanese | 10 | 0 | 10 | None | | | 10 |
| Italians | 24 | 0 | 24 | None | | | 24 |
| Total | 84 | 0 | 84 | None | | | 84 |

ENCLOSURE

100 - 2 - 3924

21

December 7, 1941 to June 1, 1943

| | | | | | | | | | |
|-------------------|------------|-----------|------------|-------------|----------|----------|--|--|------------|
| BUFFALO | | | | | | | | | |
| Germans | 44 | 0 | 44 | None | | | | | 44 |
| Japanese | 5 | 0 | 5 | None | | | | | 5 |
| Italians | 19 | 0 | 19 | None | | | | | 19 |
| Total | 68 | 0 | 68 | None | | | | | 68 |
| PITTSBURGH | | | | | | | | | |
| Germans | 26 | 1 | 27 | None | | | | | 27 |
| Japanese | 13 | 0 | 13 | None | | | | | 13 |
| Italians | 12 | 0 | 12 | None | | | | | 12 |
| Total | 56 | 0 | 57 | None | | | | | 57 |
| CHARLOTTE | | | | | | | | | |
| Germans | 27 | 0 | 27 | None | | | | | 27 |
| Japanese | None | 0 | 18 | None | | | | | 18 |
| Italians | 18 | 0 | 18 | None | | | | | 18 |
| Total | 45 | 0 | 45 | None | | | | | 45 |
| CHICAGO | | | | | | | | | |
| Germans | 244 | 11 | 255 | 2 | 0 | 2 | | | 257 |
| Japanese | 8 | 0 | 8 | 1 | 0 | 1 | | | 9 |
| Italians | 7 | 0 | 7 | None | | | | | 7 |
| Total | 259 | 11 | 270 | 3 | 0 | 3 | | | 273 |
| CINCINNATI | | | | | | | | | |
| Germans | 61 | 0 | 61 | None | | | | | 61 |
| Japanese | 1 | 0 | 1 | None | | | | | 1 |
| Italians | 25 | 0 | 25 | None | | | | | 25 |
| Total | 87 | 0 | 87 | None | | | | | 87 |
| CLEVELAND | | | | | | | | | |
| Germans | 66 | 1 | 67 | None | | | | | 67 |
| Japanese | 5 | 0 | 5 | None | | | | | 5 |
| Italians | 47 | 0 | 47 | 2 | 0 | 2 | | | 49 |
| Rumanians | 2 | 0 | 2 | None | | | | | 2 |
| Hungarians | 3 | 0 | 3 | None | | | | | 3 |
| Total | 123 | 1 | 124 | 2 | 0 | 2 | | | 126 |

215

December 7, 1941 to June 1, 1943

- 3 -

| | | | | | | | |
|---------------------|------------|----------|------------|-------------|----------|----------|------------|
| <u>DALLAS</u> | | | | | | | |
| Germans | 54 | 0 | 54 | 1 | 0 | 1 | 55 |
| Japanese | 13 | 0 | 13 | 3 | 0 | 3 | 16 |
| Italians | 33 | 0 | 33 | None | | | 33 |
| Total | 100 | 0 | 100 | 4 | 0 | 4 | 104 |
| <u>DAYTON</u> | | | | | | | |
| Germans | 13 | 0 | 13 | None | | | 13 |
| Japanese | 14 | 0 | 14 | None | | | 14 |
| Italians | 1 | 0 | 1 | None | | | 1 |
| Total | 28 | 0 | 28 | None | | | 28 |
| <u>DES MOINES</u> | | | | | | | |
| Germans | 17 | 0 | 17 | None | | | 17 |
| Japanese | 1 | 0 | 1 | None | | | 1 |
| Italians | 1 | 0 | 1 | None | | | 1 |
| Total | 19 | 0 | 19 | None | | | 19 |
| <u>EVANSTON</u> | | | | | | | |
| Germans | 64 | 0 | 64 | 2 | 0 | 2 | 66 |
| Japanese | None | | | | | | |
| Italians | 5 | 0 | 5 | 1 | 0 | 1 | 6 |
| Rumanians | 2 | 0 | 2 | None | | | 2 |
| Bulgarians | 1 | 0 | 1 | None | | | 1 |
| Total | 72 | 0 | 72 | 3 | 0 | 3 | 75 |
| <u>EL PASO</u> | | | | | | | |
| Germans | 25 | 0 | 25 | 1 | 0 | 1 | 26 |
| Japanese | 33 | 0 | 33 | None | | | 33 |
| Italians | 17 | 0 | 17 | None | | | 17 |
| Total | 75 | 0 | 75 | 1 | 0 | 1 | 76 |
| <u>GRANT RAPIDS</u> | | | | | | | |
| Germans | 13 | 0 | 13 | 1 | 0 | 1 | 14 |
| Japanese | None | | | | | | |
| Italians | None | | | | | | |
| Total | 13 | 0 | 13 | 1 | 0 | 1 | 14 |

December 7, 1941 to June 1, 1943

- 4 -

MEMPHIS

| | | | | | | | |
|----------|-----|----|-----|-----|----|-----|-------|
| Germans | 72 | 1 | 73 | 44 | 1 | 45 | 113 |
| Japanese | 737 | 20 | 757 | 435 | 28 | 463 | 1,220 |
| Italians | 14 | 0 | 14 | 3 | 0 | 3 | 17 |
| Total | 823 | 21 | 844 | 480 | 29 | 511 | 1,355 |

HONOLULU

| | | | | | | | |
|----------|-----|---|-----|------|---|---|-----|
| Germans | 173 | 0 | 173 | None | | | 173 |
| Japanese | 62 | 0 | 62 | None | | | 62 |
| Italians | 63 | 0 | 63 | 1 | 0 | 1 | 64 |
| Total | 298 | 0 | 298 | 1 | 0 | 1 | 299 |

HUNTSVILLE

| | | | | | | | |
|----------|----|---|----|------|---|---|----|
| Germans | 11 | 0 | 11 | None | | | 11 |
| Japanese | 3 | 0 | 3 | None | | | 3 |
| Italians | 4 | 0 | 4 | 2 | 0 | 2 | 6 |
| Total | 18 | 0 | 18 | 2 | 0 | 2 | 20 |

INDIANAPOLIS

| | | | | | | | |
|----------|------|---|----|------|--|--|----|
| Germans | 24 | 3 | 27 | None | | | 27 |
| Japanese | None | 0 | | None | | | |
| Italians | 5 | 0 | 5 | None | | | 5 |
| Total | 29 | 3 | 32 | None | | | 32 |

JACKSON

| | | | | | | | |
|----------|------|---|---|------|--|--|---|
| Germans | 7 | 0 | 7 | None | | | 7 |
| Japanese | None | 0 | | None | | | |
| Italians | 1 | 0 | 1 | None | | | 1 |
| Total | 8 | 0 | 8 | None | | | 8 |

JUNIATA

| | | | | | | | |
|----------|------|---|----|------|--|--|----|
| Germans | 2 | 0 | 2 | None | | | 2 |
| Japanese | 9 | 0 | 9 | None | | | 9 |
| Italians | None | 0 | | None | | | |
| Total | 11 | 0 | 11 | None | | | 11 |

217

December 7, 1941 to June 1, 1943

| | | | | | | | |
|--------------------|--------------|----------|--------------|-------------|----------|-----------|--------------|
| <u>KANSAS CITY</u> | | | | | | | |
| Germans | 33 | 0 | 33 | None | | | 33 |
| Japanese | 1 | 0 | 1 | None | | | 1 |
| Italians | 6 | 0 | 6 | None | | | 6 |
| Total | 40 | 0 | 40 | None | | | 40 |
| <u>KNOXVILLE</u> | | | | | | | |
| Germans | 1 | 0 | 1 | None | | | 1 |
| Japanese | None | | | | | | |
| Italians | None | | | | | | |
| Total | 1 | 0 | 1 | None | | | 1 |
| <u>LITTLE ROCK</u> | | | | | | | |
| Germans | 6 | 0 | 6 | None | | | 6 |
| Japanese | 1 | 0 | 1 | None | | | 1 |
| Italians | 1 | 0 | 1 | None | | | 1 |
| Total | 8 | 0 | 8 | None | | | 8 |
| <u>LOS ANGELES</u> | | | | | | | |
| Germans | 182 | 0 | 182 | 16 | 0 | 16 | 198 |
| Japanese | 2,029 | 0 | 2,029 | 14 | 0 | 14 | 2,043 |
| Italians | 141 | 0 | 141 | 1 | 0 | 1 | 142 |
| Total | 2,352 | 0 | 2,352 | 31 | 0 | 31 | 2,383 |
| <u>LOUISVILLE</u> | | | | | | | |
| Germans | 17 | 0 | 17 | 1 | 0 | 1 | 18 |
| Japanese | 1 | 0 | 1 | None | | | 1 |
| Italians | None | | | | | | |
| Total | 18 | 0 | 18 | 1 | 0 | 1 | 19 |
| <u>MEMPHIS</u> | | | | | | | |
| Germans | 8 | 0 | 8 | None | | | 8 |
| Japanese | None | | | | | | |
| Italians | 1 | 0 | 1 | None | | | 1 |
| Total | 9 | 0 | 9 | None | | | 9 |

21

December 7, 1941 to June 1, 1943

- 6 -

MIAMI

| | | | | | | | |
|--------------|------------|----------|------------|----------|----------|----------|------------|
| Germans | 153 | 1 | 154 | 2 | 0 | 2 | 156 |
| Japanese | 29 | 0 | 29 | None | | | 29 |
| Italians | 212 | 0 | 212 | None | | | 212 |
| Total | 394 | 1 | 395 | 2 | 0 | 2 | 397 |

MILWAUKEE

| | | | | | | | |
|--------------|------------|----------|------------|----------|----------|----------|------------|
| Germans | 101 | 2 | 103 | 1 | 0 | 1 | 104 |
| Japanese | None | | | | | | |
| Italians | 1 | 0 | 1 | None | | | 1 |
| Total | 102 | 2 | 104 | 1 | 0 | 1 | 105 |

NEWARK

| | | | | | | | |
|--------------|------------|-----------|------------|----------|----------|----------|------------|
| Germans | 617 | 13 | 630 | 3 | 0 | 3 | 633 |
| Japanese | 47 | 0 | 47 | 1 | 0 | 1 | 48 |
| Italians | 30 | 0 | 30 | None | | | 30 |
| Rumanians | 1 | 0 | 1 | None | | | 1 |
| Total | 695 | 13 | 708 | 4 | 0 | 4 | 712 |

NEW HAVEN

| | | | | | | | |
|--------------|------------|----------|------------|-------------|--|--|------------|
| Germans | 83 | 0 | 83 | None | | | 83 |
| Japanese | 31 | 0 | 31 | None | | | 31 |
| Italians | 30 | 0 | 30 | None | | | 30 |
| Total | 144 | 0 | 144 | None | | | 144 |

NEW ORLEANS

| | | | | | | | |
|--------------|------------|----------|------------|-------------|--|--|------------|
| Germans | 46 | 0 | 46 | None | | | 46 |
| Japanese | 9 | 0 | 9 | None | | | 9 |
| Italians | 233 | 0 | 233 | None | | | 233 |
| Total | 288 | 0 | 288 | None | | | 288 |

NEW YORK

| | | | | | | | |
|--------------|--------------|-----------|--------------|-----------|----------|-----------|--------------|
| Germans | 1,762 | 21 | 1,783 | 4 | 0 | 4 | 1,787 |
| Japanese | 380 | 0 | 380 | 8 | 0 | 8 | 388 |
| Italians | 400 | 0 | 400 | 5 | 0 | 5 | 405 |
| Rumanians | 3 | 0 | 3 | None | | | 3 |
| Hungarians | 5 | 0 | 5 | None | | | 5 |
| Total | 2,550 | 21 | 2,571 | 17 | 0 | 17 | 2,588 |

217

December 7, 1941 to June 1, 1943

- 7 -

| | | | | | | | |
|--------------------|------|---|-----|------|---|----|-----|
| <u>INDONESIA</u> | | | | | | | |
| Germans | 13 | 0 | 13 | None | | | 13 |
| Japanese | 31 | 0 | 31 | None | | | 31 |
| Italians | 12 | 0 | 12 | None | | | 12 |
| Total | 56 | 0 | 56 | None | | | 56 |
| <u>CELEBES</u> | | | | | | | |
| Germans | 9 | 0 | 9 | None | | | 9 |
| Japanese | None | | | | | | |
| Italians | 1 | 0 | 1 | None | | | 1 |
| Total | 10 | 0 | 10 | None | | | 10 |
| <u>SUMBA</u> | | | | | | | |
| Germans | 2 | 0 | 2 | 1 | 0 | 1 | 3 |
| Japanese | 3 | 0 | 3 | None | | | 3 |
| Italians | 1 | 0 | 1 | None | | | 1 |
| Total | 6 | 0 | 6 | 1 | 0 | 1 | 7 |
| <u>PHILIPPINES</u> | | | | | | | |
| Germans | 267 | 4 | 271 | 10 | 0 | 10 | 281 |
| Japanese | 30 | 0 | 30 | 1 | 0 | 1 | 31 |
| Italians | 75 | 0 | 75 | None | | | 75 |
| Rumanians | 1 | 0 | 1 | None | | | 1 |
| Hungarians | 1 | 0 | 1 | None | | | 1 |
| Total | 374 | 4 | 378 | 11 | 0 | 11 | 399 |
| <u>INDONESIA</u> | | | | | | | |
| Germans | 39 | 0 | 39 | 1 | 0 | 1 | 40 |
| Japanese | 68 | 1 | 69 | 3 | 0 | 3 | 72 |
| Italians | 51 | 0 | 51 | None | | | 51 |
| Total | 158 | 1 | 159 | 4 | 0 | 4 | 163 |
| <u>INDONESIA</u> | | | | | | | |
| Germans | 77 | 0 | 77 | 7 | 0 | 7 | 84 |
| Japanese | None | | | | | | |
| Italians | 33 | 0 | 33 | 1 | 0 | 1 | 34 |
| Total | 110 | 0 | 110 | 8 | 0 | 8 | 118 |

December 7, 1941 to June 1, 1943

- 8 -

PORTLAND

| | | | | | | | |
|--------------|------------|----------|------------|----------|----------|----------|------------|
| Germans | 130 | 0 | 130 | 1 | 0 | 1 | 131 |
| Japanese | 103 | 0 | 103 | 1 | 0 | 1 | 104 |
| Italians | 33 | 0 | 33 | None | | | 33 |
| Rumanians | 1 | 0 | 1 | None | | | 1 |
| Total | 267 | 0 | 267 | 2 | 0 | 2 | 269 |

SEASIDE

| | | | | | | | |
|--------------|-----------|----------|-----------|-------------|--|--|-----------|
| Germans | 8 | 0 | 8 | None | | | 8 |
| Japanese | None | 1 | 1 | None | | | 1 |
| Italians | 2 | 0 | 2 | None | | | 2 |
| Total | 10 | 1 | 11 | None | | | 11 |

RICHMOND

| | | | | | | | |
|--------------|-----------|----------|-----------|-------------|--|--|-----------|
| Germans | 29 | 0 | 29 | None | | | 29 |
| Japanese | None | 0 | 26 | None | | | 26 |
| Italians | 26 | 0 | 26 | None | | | 26 |
| Total | 55 | 0 | 55 | None | | | 55 |

ST. LOUIS

| | | | | | | | |
|--------------|-----------|----------|-----------|----------|----------|----------|-----------|
| Germans | 42 | 1 | 43 | 4 | 0 | 4 | 47 |
| Japanese | 1 | 0 | 1 | None | | | 1 |
| Italians | 10 | 0 | 10 | None | | | 10 |
| Total | 53 | 1 | 54 | 4 | 0 | 4 | 58 |

ST. PAUL

| | | | | | | | |
|--------------|-----------|----------|-----------|-------------|--|--|-----------|
| Germans | 19 | 0 | 19 | None | | | 19 |
| Japanese | 2 | 0 | 2 | None | | | 2 |
| Italians | None | 0 | | | | | |
| Total | 21 | 0 | 21 | None | | | 21 |

SALT LAKE CITY

| | | | | | | | |
|--------------|------------|----------|------------|-----------|----------|-----------|------------|
| Germans | 35 | 0 | 35 | None | | | 35 |
| Japanese | 155 | 0 | 155 | 10 | 0 | 10 | 165 |
| Italians | 16 | 0 | 16 | 2 | 0 | 2 | 18 |
| Total | 206 | 0 | 206 | 12 | 0 | 12 | 218 |

221

December 7, 1941 to June 1, 1943

- 9 -

| | | | | | | | |
|----------------------|-------|---|-------|------|---|----|-------|
| <u>SAN ANTONIO</u> | | | | | | | |
| German | 34 | 0 | 34 | 2 | 0 | 2 | 36 |
| Japanese | 9 | 0 | 9 | None | | | 9 |
| Italians | 17 | 0 | 17 | None | | | 17 |
| Total | 60 | 0 | 60 | 2 | 0 | 2 | 62 |
| <u>SAN DIEGO</u> | | | | | | | |
| German | 37 | 0 | 37 | None | | | 37 |
| Japanese | 270 | 0 | 270 | 2 | 0 | 2 | 272 |
| Italians | 6 | 0 | 6 | None | | | 6 |
| Total | 313 | 0 | 313 | 2 | 0 | 2 | 315 |
| <u>SAN FRANCISCO</u> | | | | | | | |
| German | 318 | 0 | 318 | 6 | 0 | 6 | 324 |
| Japanese | 620 | 3 | 623 | 13 | 0 | 13 | 636 |
| Italians | 450 | 1 | 451 | 5 | 0 | 5 | 456 |
| Total | 1,388 | 4 | 1,392 | 24 | 0 | 24 | 1,416 |
| <u>SAN JUAN</u> | | | | | | | |
| German | 21 | 0 | 21 | 1 | 0 | 1 | 22 |
| Japanese | 1 | 0 | 1 | None | | | 1 |
| Italians | 5 | 0 | 5 | 2 | 0 | 2 | 7 |
| Total | 29 | 0 | 29 | 3 | 0 | 3 | 32 |
| <u>SAVANNAH</u> | | | | | | | |
| German | 62 | 0 | 62 | None | | | 62 |
| Japanese | 6 | 0 | 6 | None | | | 6 |
| Italians | 33 | 0 | 33 | None | | | 33 |
| Total | 101 | 0 | 101 | None | | | 101 |
| <u>SEATTLE</u> | | | | | | | |
| German | 112 | 0 | 112 | 2 | 0 | 2 | 114 |
| Japanese | 413 | 0 | 413 | 7 | 0 | 7 | 420 |
| Italians | 32 | 0 | 32 | None | | | 32 |
| Total | 557 | 0 | 557 | 9 | 0 | 9 | 566 |

222

December 7, 1941 to June 1, 1943

- 10 -

SIXTY DAYS

| | | | | | |
|--------------|-----------|----------|-----------|-------------|-----------|
| Germans | 11 | 0 | 11 | None | 11 |
| Japanese | 1 | 0 | 1 | None | 1 |
| Italians | None | | | | |
| Total | 12 | 0 | 12 | None | 12 |

SHEPHERD FIELD

| | | | | | |
|--------------|-----------|----------|-----------|-------------|-----------|
| Germans | 9 | 1 | 10 | None | 10 |
| Japanese | 2 | 0 | 2 | None | 2 |
| Italians | 4 | 0 | 4 | None | 4 |
| Total | 15 | 1 | 16 | None | 16 |

WASHINGTON FIELD

| | | | | | |
|--------------|-----------|----------|-----------|-------------|-----------|
| Germans | 12 | 0 | 12 | None | 12 |
| Japanese | 9 | 0 | 9 | None | 9 |
| Italians | 5 | 0 | 5 | None | 5 |
| Hungarians | 1 | 0 | 1 | None | 1 |
| Total | 27 | 0 | 27 | None | 27 |

223



Federal Bureau of Investigation
United States Department of Justice
Washington, D. C.

- Mr. Tolson
- Mr. E. A. Tamm
- Mr. Clegg
- Mr. Glavin
- Mr. Ladd
- Mr. Nichols
- Mr. Rosen
- Mr. Tracy
- Mr. Carson
- Mr. Coffey
- Mr. Hendon
- Mr. Kramer
- Mr. McGuire
- Mr. Harbo
- Mr. Quinn Tamm
- Tele. Room
- Mr. Nease
- Miss Beahm
- Miss Gandy

HWS:zmm

June 1, 1943

MEMORANDUM FOR THE DIRECTOR

RE: DISPOSITION OF ALIEN ENEMY CASES

With reference to my previous memoranda regarding the dispositions made of cases of alien enemies apprehended under the Presidential Proclamations of December 7 and 8, 1941, relating to aliens of German, Japanese, and Italian nationalities, and under the Presidential Proclamation of July 17, 1942, pertaining to aliens of Rumanian, Hungarian, and Bulgarian nationalities, there is attached hereto a supplemental summary report reflecting the number of dispositions received as of June 1, 1943, for aliens of these nationalities.

Respectfully,

D. M. Ladd
D. M. Ladd

Attachment

RECORDED

100-2-3927

B I

4 JUN 3 1943

Deal

EX-31

S
100-2-3927
d 35d132



52 JUN 9 1943

224

DISPOSITION OF GERMAN, JAPANESE, AND ITALIAN ALIEN ENEMY CASES AS OF JUNE 1, 1943

225

| | <u>GERMANS</u> | | <u>JAPANESE</u> | | <u>ITALIANS</u> | | <u>TOTALS</u> | |
|--|----------------|----------|-----------------|----------|-----------------|----------|---------------|----------|
| | Number | Per Cent | Number | Per Cent | Number | Per Cent | Number | Per Cent |
| Aliens apprehended | 5,540 | | 5,206 | | 2,281 | | 13,027 | |
| Released without hearing | 1,255 | 22.65 | 221 | 4.25 | 1,417 | 62.12 | 2,893 | 22.21 |
| Dispositions ordered by the Attorney General: | | | | | | | | |
| Internment | 1,835 | 33.12 | 2,154 | 41.38 | 199 | 8.73 | 4,188 | 32.15 |
| Parole | 1,470 | 26.53 | 1,490 | 28.62 | 383 | 16.79 | 3,343 | 25.66 |
| Release | 520 | 9.39 | 427 | 8.20 | 233 | 10.21 | 1,180 | 9.06 |
| Dispositions ordered by the Military Authorities in Hawaii and Alaska: | | | | | | | | |
| Internment | 17 | .31 | 621 | 11.92 | 0 | | 638 | 4.90 |
| Parole | 27 | .49 | 61 | 1.17 | 6 | .26 | 94 | .72 |
| Release | 7 | .13 | 11 | .21 | 1 | .04 | 19 | .15 |
| Deceased | 9 | .16 | 8 | .15 | 1 | .04 | 18 | .13 |
| Repatriated | 2 | .04 | 31 | .60 | 9 | .40 | 42 | .32 |
| Dispositions awaited | 398 | 7.18 | 182 | 3.50 | 32 | 1.41 | 612 | 4.70 |
| Totals | 5,540 | | 5,206 | | 2,281 | | 13,027 | |

ENCLOSURE

CONFIDENTIAL

DISPOSITION OF HUNGARIAN, BULGARIAN, AND ROMANIAN ALIEN ENTRY CASES OF JUNE 1, 1943

| | HUNGARIANS | | BULGARIANS | | ROMANIANS | | TOTALS | |
|--------------------------|------------|----------|------------|----------|-----------|----------|--------|----------|
| | Number | Per Cent | Number | Per Cent | Number | Per Cent | Number | Per Cent |
| Aliens apprehended | 11 | | 1 | | 11 | | 23 | |
| Released without hearing | 2 | 18.18 | 0 | | 1 | 9.09 | 3 | 13.04 |

Dispositions ordered by the Attorney General:

| | | | | | | | | |
|------------|---|-------|---|--------|---|-------|---|-------|
| Internment | 1 | 9.09 | 1 | 100.00 | 2 | 18.18 | 4 | 17.39 |
| Parole | 3 | 27.27 | 0 | | 2 | 18.18 | 5 | 21.74 |
| Release | 3 | 27.27 | 0 | | 3 | 27.27 | 6 | 26.08 |

Dispositions ordered by the Military Authorities in Hawaii and Alaska:

| | | | | | | | | |
|----------------------|-----------|-------|----------|--|-----------|-------|-----------|-------|
| Internment | 0 | | 0 | | 0 | | 0 | |
| Parole | 0 | | 0 | | 0 | | 0 | |
| Release | 0 | | 0 | | 0 | | 0 | |
| Deceased | 0 | | 0 | | 0 | | 0 | |
| Repatriated | 0 | | 0 | | 0 | | 0 | |
| Dispositions awaited | 2 | 18.18 | 0 | | 3 | 27.27 | 5 | 21.74 |
| Totals | 11 | | 1 | | 11 | | 23 | |

JOHN EDGAR HOOVER
DIRECTOR

CC-287

Mr. Tolson ✓
 Mr. E. A. Tamm ✓
 Mr. Clegg _____
 Mr. Glavin _____
 Mr. Ladd _____
 Mr. Nichols ✓
 Mr. Rosen _____
 Mr. Tracy _____
 Mr. Carson _____
 Mr. Coffey _____
 Mr. Hendon _____
 Mr. Kramer _____
 Mr. McGuire _____
 Mr. Harbo _____
 Mr. Quinn Tamm _____
 Tele. Room _____
 Mr. Nease _____
 Miss Beahm _____
 Miss Gandy _____
Starr ✓



Federal Bureau of Investigation
 United States Department of Justice
 Washington, D. C.

June 1, 1943


HWS:zmn
5:30 p.m.

MEMORANDUM FOR THE DIRECTOR

RE: APPREHENSIONS OF ENEMY ALIENS

With reference to my previous memoranda reflecting the apprehension of enemy aliens and American citizens with enemy sympathies, there is attached hereto a supplemental summary report reflecting the results of information received from the Field.

Respectfully,


 D. M. Ladd

Enclosure



EX-32

100-2-3929
 F B I
 18 JUN 15 1943

227

I ENCL. 18
 ✓

APPREHENSIONS

December 7, 1941 to June 1, 1943

| | <u>Arrests of All Aliens Reported</u> | | | <u>Arrests of All Citizens Reported</u> | | | <u>Grand Total</u> |
|------------|---------------------------------------|-------------------|--------------------|---|-------------------|--------------|--------------------|
| | <u>Previous</u> | <u>Additional</u> | <u>Total</u> | <u>Previous</u> | <u>Additional</u> | <u>Total</u> | |
| — Germans | 5,478 | 62 | 5,540 | 115 | 1 | 116 | 5,656 |
| Japanese | 5,181 | 25 | 5,206 | 499 | 28 | 527 | 5,733 |
| Italians | 2,281 | 0 | 2,281 | 26 | 0 | 26 | 2,307 |
| Rumanians | 11 | 0 | 11 | 0 | 0 | 0 | 11 |
| Hungarians | 11 | 0 | 11 | 0 | 0 | 0 | 11 |
| Bulgarians | 1 | 0 | 1 | 0 | 0 | 0 | 1 |
| Total | <u>12,963</u> | <u>87</u> | <u>13,050</u> | <u>640</u> | <u>29</u> | <u>669</u> | <u>13,719</u> |
| | | | <u>Grand Total</u> | | | | <u>13,719</u> |

228

APPREHENSIONS BY FIELD OFFICES

December 7, 1941 to June 1, 1943

| | <u>ARRESTS OF ALL ALIENS REPORTED</u> | | | <u>ARRESTS OF ALL CITIZENS REPORTED</u> | | | Grand Total |
|-------------------|---------------------------------------|------------|-------|---|------------|-------|-------------|
| | Previous | Additional | Total | Previous | Additional | Total | |
| <u>ALBANY</u> | | | | | | | |
| German | 70 | 2 | 72 | None | | | 72 |
| Japanese | 3 | 0 | 3 | None | | | 3 |
| Italians | 41 | 0 | 41 | None | | | 41 |
| Total | 114 | 2 | 116 | None | | | 116 |
| <u>ATLANTA</u> | | | | | | | |
| Germans | 42 | 0 | 42 | None | | | 42 |
| Japanese | 3 | 0 | 3 | None | | | 3 |
| Italians | 32 | 0 | 32 | None | | | 32 |
| Rumanians | 1 | 0 | 1 | None | | | 1 |
| Total | 78 | 0 | 78 | None | | | 78 |
| <u>BALTIMORE</u> | | | | | | | |
| Germans | 50 | 0 | 50 | 2 | 0 | 2 | 52 |
| Japanese | 1 | 0 | 1 | None | | | 1 |
| Italians | 41 | 0 | 41 | 1 | 0 | 1 | 42 |
| Hungarians | 1 | 0 | 1 | None | | | 1 |
| Total | 93 | 0 | 93 | 3 | 0 | 3 | 96 |
| <u>BIRMINGHAM</u> | | | | | | | |
| Germans | 28 | 0 | 28 | None | | | 28 |
| Japanese | 3 | 0 | 3 | None | | | 3 |
| Italians | 22 | 0 | 22 | None | | | 22 |
| Total | 53 | 0 | 53 | None | | | 53 |
| <u>BOSTON</u> | | | | | | | |
| Germans | 50 | 0 | 50 | None | | | 50 |
| Japanese | 10 | 0 | 10 | None | | | 10 |
| Italians | 24 | 0 | 24 | None | | | 24 |
| Total | 84 | 0 | 84 | None | | | 84 |

December 7, 1941 to June 1, 1943

- 2 -

BUFFALO

| | | | | | | | |
|----------|----|---|----|------|--|--|----|
| Germans | 44 | 0 | 44 | None | | | 44 |
| Japanese | 5 | 0 | 5 | None | | | 5 |
| Italians | 19 | 0 | 19 | None | | | 19 |
| Total | 68 | 0 | 68 | None | | | 68 |

BUTTE

| | | | | | | | |
|----------|----|---|----|------|--|--|----|
| Germans | 26 | 1 | 27 | None | | | 27 |
| Japanese | 18 | 0 | 18 | None | | | 18 |
| Italians | 12 | 0 | 12 | None | | | 12 |
| Total | 56 | 0 | 57 | None | | | 57 |

CHARLOTTE

| | | | | | | | |
|----------|------|---|----|------|--|--|----|
| Germans | 27 | 0 | 27 | None | | | 27 |
| Japanese | None | | | None | | | |
| Italians | 18 | 0 | 18 | None | | | 18 |
| Total | 45 | 0 | 45 | None | | | 45 |

CHICAGO

| | | | | | | | |
|----------|-----|----|-----|------|---|---|-----|
| Germans | 244 | 11 | 255 | 2 | 0 | 2 | 257 |
| Japanese | 8 | 0 | 8 | 1 | 0 | 1 | 9 |
| Italians | 7 | 0 | 7 | None | | | 7 |
| Total | 259 | 11 | 270 | 3 | 0 | 3 | 273 |

CINCINNATI

| | | | | | | | |
|----------|----|---|----|------|--|--|----|
| Germans | 61 | 0 | 61 | None | | | 61 |
| Japanese | 1 | 0 | 1 | None | | | 1 |
| Italians | 25 | 0 | 25 | None | | | 25 |
| Total | 87 | 0 | 87 | None | | | 87 |

CLEVELAND

| | | | | | | | |
|------------|-----|---|-----|------|---|---|-----|
| Germans | 66 | 1 | 67 | None | | | 67 |
| Japanese | 5 | 0 | 5 | None | | | 5 |
| Italians | 47 | 0 | 47 | 2 | 0 | 2 | 49 |
| Rumanians | 2 | 0 | 2 | None | | | 2 |
| Hungarians | 3 | 0 | 3 | None | | | 3 |
| Total | 123 | 1 | 124 | 2 | 0 | 2 | 126 |

230

December 7, 1941 to June 1, 1943

DALLAS

| | | | | | | | |
|----------|-----|---|-----|------|---|---|-----|
| Germans | 54 | 0 | 54 | 1 | 0 | 1 | 55 |
| Japanese | 13 | 0 | 13 | 3 | 0 | 3 | 16 |
| Italians | 33 | 0 | 33 | None | | | 33 |
| Total | 100 | 0 | 100 | 4 | 0 | 4 | 104 |

DENVER

| | | | | | | | |
|----------|----|---|----|------|--|--|----|
| Germans | 13 | 0 | 13 | None | | | 13 |
| Japanese | 14 | 0 | 14 | None | | | 14 |
| Italians | 1 | 0 | 1 | None | | | 1 |
| Total | 28 | 0 | 28 | None | | | 28 |

DES MOINES

| | | | | | | | |
|----------|----|---|----|------|--|--|----|
| Germans | 17 | 0 | 17 | None | | | 17 |
| Japanese | 1 | 0 | 1 | None | | | 1 |
| Italians | 1 | 0 | 1 | None | | | 1 |
| Total | 19 | 0 | 19 | None | | | 19 |

DETROIT

| | | | | | | | |
|------------|------|---|----|------|---|---|----|
| Germans | 64 | 0 | 64 | 2 | 0 | 2 | 66 |
| Japanese | None | | | | | | |
| Italians | 5 | 0 | 5 | 1 | 0 | 1 | 6 |
| Rumanians | 2 | 0 | 2 | None | | | 2 |
| Bulgarians | 1 | 0 | 1 | None | | | 1 |
| Total | 72 | 0 | 72 | 3 | 0 | 3 | 75 |

EL PASO

| | | | | | | | |
|----------|----|---|----|------|---|---|----|
| Germans | 25 | 0 | 25 | 1 | 0 | 1 | 26 |
| Japanese | 33 | 0 | 33 | None | | | 33 |
| Italians | 17 | 0 | 17 | None | | | 17 |
| Total | 75 | 0 | 75 | 1 | 0 | 1 | 76 |

GRAND RAPIDS

| | | | | | | | |
|----------|------|---|----|---|---|---|----|
| Germans | 13 | 0 | 13 | 1 | 0 | 1 | 14 |
| Japanese | None | | | | | | |
| Italians | None | | | | | | |
| Total | 13 | 0 | 13 | 1 | 0 | 1 | 14 |

231

December 7, 1941 to June 1, 1943

- 4 -

HONOLULU

| | | | | | | | |
|----------|-----|----|-----|-----|----|-----|-------|
| Germans | 72 | 1 | 73 | 44 | 1 | 45 | 118 |
| Japanese | 737 | 20 | 757 | 435 | 28 | 463 | 1,220 |
| Italians | 14 | 0 | 14 | 3 | 0 | 3 | 17 |
| Total | 823 | 21 | 844 | 480 | 29 | 511 | 1,355 |

HOUSTON

| | | | | | | | |
|----------|-----|---|-----|------|---|---|-----|
| Germans | 173 | 0 | 173 | None | | | 173 |
| Japanese | 62 | 0 | 62 | None | | | 62 |
| Italians | 63 | 0 | 63 | 1 | 0 | 1 | 64 |
| Total | 298 | 0 | 298 | 1 | 0 | 1 | 299 |

HUNTINGTON

| | | | | | | | |
|----------|----|---|----|------|---|---|----|
| Germans | 11 | 0 | 11 | None | | | 11 |
| Japanese | 3 | 0 | 3 | None | | | 3 |
| Italians | 4 | 0 | 4 | 2 | 0 | 2 | 6 |
| Total | 18 | 0 | 18 | 2 | 0 | 2 | 20 |

INDIANAPOLIS

| | | | | | | | |
|----------|------|---|----|------|--|--|----|
| Germans | 24 | 3 | 27 | None | | | 27 |
| Japanese | None | | | | | | |
| Italians | 5 | 0 | 5 | None | | | 5 |
| Total | 29 | 3 | 32 | None | | | 32 |

JACKSON

| | | | | | | | |
|----------|------|---|---|------|--|--|---|
| Germans | 7 | 0 | 7 | None | | | 7 |
| Japanese | None | | | | | | |
| Italians | 1 | 0 | 1 | None | | | 1 |
| Total | 8 | 0 | 8 | None | | | 8 |

JURIEAU

| | | | | | | | |
|----------|------|---|----|------|--|--|----|
| Germans | 2 | 0 | 2 | None | | | 2 |
| Japanese | 9 | 0 | 9 | None | | | 9 |
| Italians | None | | | | | | |
| Total | 11 | 0 | 11 | None | | | 11 |

232

December 7, 1941 to June 1, 1943

KANSAS CITY

| | | | | | | |
|----------|----|---|----|------|--|----|
| Germans | 33 | 0 | 33 | None | | 33 |
| Japanese | 1 | 0 | 1 | None | | 1 |
| Italians | 6 | 0 | 6 | None | | 6 |
| Total | 40 | 0 | 40 | None | | 40 |

KNOXVILLE

| | | | | | | |
|----------|------|---|---|------|--|---|
| Germans | 1 | 0 | 1 | None | | 1 |
| Japanese | None | | | | | |
| Italians | None | | | | | |
| Total | 1 | 0 | 1 | None | | 1 |

LITTLE ROCK

| | | | | | | |
|----------|---|---|---|------|--|---|
| Germans | 6 | 0 | 6 | None | | 6 |
| Japanese | 1 | 0 | 1 | None | | 1 |
| Italians | 1 | 0 | 1 | None | | 1 |
| Total | 8 | 0 | 8 | None | | 8 |

LOS ANGELES

| | | | | | | | |
|----------|-------|---|-------|----|---|----|-------|
| Germans | 182 | 0 | 182 | 16 | 0 | 16 | 198 |
| Japanese | 2,029 | 0 | 2,029 | 14 | 0 | 14 | 2,043 |
| Italians | 141 | 0 | 141 | 1 | 0 | 1 | 142 |
| Total | 2,352 | 0 | 2,352 | 31 | 0 | 31 | 2,383 |

LOUISVILLE

| | | | | | | | |
|----------|------|---|----|------|---|---|----|
| Germans | 17 | 0 | 17 | 1 | 0 | 1 | 18 |
| Japanese | 1 | 0 | 1 | None | | | 1 |
| Italians | None | | | | | | |
| Total | 18 | 0 | 18 | 1 | 0 | 1 | 19 |

MEMPHIS

| | | | | | | | |
|----------|------|---|---|------|--|--|---|
| Germans | 8 | 0 | 8 | None | | | 8 |
| Japanese | None | | | | | | |
| Italians | 1 | 0 | 1 | None | | | 1 |
| Total | 9 | 0 | 9 | None | | | 9 |

233

December 7, 1941 to June 1, 1943

- 6 -

MILWAUKEE

| | | | | | | | |
|----------|-----|---|-----|------|---|---|-----|
| Germans | 153 | 1 | 154 | 2 | 0 | 2 | 156 |
| Japanese | 29 | 0 | 29 | None | | | 29 |
| Italians | 212 | 0 | 212 | None | | | 212 |
| Total | 394 | 1 | 395 | 2 | 0 | 2 | 397 |

MILWAUKEE

| | | | | | | | |
|----------|------|---|-----|------|---|---|-----|
| Germans | 101 | 2 | 103 | 1 | 0 | 1 | 104 |
| Japanese | None | | | | | | |
| Italians | 1 | 0 | 1 | None | | | 1 |
| Total | 102 | 2 | 104 | 1 | 0 | 1 | 105 |

NEWARK

| | | | | | | | |
|-----------|-----|----|-----|------|---|---|-----|
| Germans | 617 | 13 | 630 | 3 | 0 | 3 | 633 |
| Japanese | 47 | 0 | 47 | 1 | 0 | 1 | 48 |
| Italians | 30 | 0 | 30 | None | | | 30 |
| Rumanians | 1 | 0 | 1 | None | | | 1 |
| Total | 695 | 13 | 708 | 4 | 0 | 4 | 712 |

NEW HAVEN

| | | | | | | | |
|----------|-----|---|-----|------|--|--|-----|
| Germans | 83 | 0 | 83 | None | | | 83 |
| Japanese | 31 | 0 | 31 | None | | | 31 |
| Italians | 30 | 0 | 30 | None | | | 30 |
| Total | 144 | 0 | 144 | None | | | 144 |

NEW ORLEANS

| | | | | | | | |
|----------|-----|---|-----|------|--|--|-----|
| Germans | 46 | 0 | 46 | None | | | 46 |
| Japanese | 9 | 0 | 9 | None | | | 9 |
| Italians | 233 | 0 | 233 | None | | | 233 |
| Total | 288 | 0 | 288 | None | | | 288 |

NEW YORK

| | | | | | | | |
|------------|-------|----|-------|------|---|----|-------|
| Germans | 1,762 | 21 | 1,783 | 4 | 0 | 4 | 1,787 |
| Japanese | 380 | 0 | 380 | 8 | 0 | 8 | 388 |
| Italians | 400 | 0 | 400 | 5 | 0 | 5 | 405 |
| Rumanians | 3 | 0 | 3 | None | | | 3 |
| Hungarians | 5 | 0 | 5 | None | | | 5 |
| Total | 2,550 | 21 | 2,571 | 17 | 0 | 17 | 2,588 |

234

December 7, 1941 to June 1, 1943

- 7 -

| <u>NORFOLK</u> | | | | | | | | |
|----------------------|------|---|-----|------|---|----|--|-----|
| Germans | 13 | 0 | 13 | None | | | | 13 |
| Japanese | 31 | 0 | 31 | None | | | | 31 |
| Italians | 12 | 0 | 12 | None | | | | 12 |
| Total | 56 | 0 | 56 | None | | | | 56 |
| <u>OKLAHOMA CITY</u> | | | | | | | | |
| Germans | 9 | 0 | 9 | None | | | | 9 |
| Japanese | None | | | | | | | |
| Italians | 1 | 0 | 1 | None | | | | 1 |
| Total | 10 | 0 | 10 | None | | | | 10 |
| <u>OMAHA</u> | | | | | | | | |
| Germans | 2 | 0 | 2 | 1 | 0 | 1 | | 3 |
| Japanese | 3 | 0 | 3 | None | | | | 3 |
| Italians | 1 | 0 | 1 | None | | | | 1 |
| Total | 6 | 0 | 6 | 1 | 0 | 1 | | 7 |
| <u>PHILADELPHIA</u> | | | | | | | | |
| Germans | 267 | 4 | 271 | 10 | 0 | 10 | | 281 |
| Japanese | 30 | 0 | 30 | 1 | 0 | 1 | | 31 |
| Italians | 75 | 0 | 75 | None | | | | 75 |
| Rumanians | 1 | 0 | 1 | None | | | | 1 |
| Hungarians | 1 | 0 | 1 | None | | | | 1 |
| Total | 374 | 4 | 378 | 11 | 0 | 11 | | 389 |
| <u>PHOENIX</u> | | | | | | | | |
| Germans | 39 | 0 | 39 | 1 | 0 | 1 | | 40 |
| Japanese | 68 | 1 | 69 | 3 | 0 | 3 | | 72 |
| Italians | 31 | 0 | 31 | None | | | | 31 |
| Total | 138 | 1 | 139 | 4 | 0 | 4 | | 143 |
| <u>PITTSBURGH</u> | | | | | | | | |
| Germans | 77 | 0 | 77 | 7 | 0 | 7 | | 84 |
| Japanese | None | | | | | | | |
| Italians | 33 | 0 | 33 | 1 | 0 | 1 | | 34 |
| Total | 110 | 0 | 110 | 8 | 0 | 8 | | 118 |

235

December 7, 1941 to June 1, 1943

- 8 -

PORTLAND

| | | | | | | | |
|--------------|------------|----------|------------|----------|----------|----------|------------|
| Germans | 130 | 0 | 130 | 1 | 0 | 1 | 131 |
| Japanese | 103 | 0 | 103 | 1 | 0 | 1 | 104 |
| Italians | 33 | 0 | 33 | None | | | 33 |
| Rumanians | 1 | 0 | 1 | None | | | 1 |
| Total | 267 | 0 | 267 | 2 | 0 | 2 | 269 |

PROVIDENCE

| | | | | | | | |
|--------------|-----------|----------|-----------|-------------|--|--|-----------|
| Germans | 8 | 0 | 8 | None | | | 8 |
| Japanese | None | 1 | 1 | None | | | 1 |
| Italians | 2 | 0 | 2 | None | | | 2 |
| Total | 10 | 1 | 11 | None | | | 11 |

RICHMOND

| | | | | | | | |
|--------------|-----------|----------|-----------|-------------|--|--|-----------|
| Germans | 29 | 0 | 29 | None | | | 29 |
| Japanese | None | | | | | | |
| Italians | 26 | 0 | 26 | None | | | 26 |
| Total | 55 | 0 | 55 | None | | | 55 |

ST. LOUIS

| | | | | | | | |
|--------------|-----------|----------|-----------|----------|----------|----------|-----------|
| Germans | 42 | 1 | 43 | 4 | 0 | 4 | 47 |
| Japanese | 1 | 0 | 1 | None | | | 1 |
| Italians | 10 | 0 | 10 | None | | | 10 |
| Total | 53 | 1 | 54 | 4 | 0 | 4 | 58 |

ST. PAUL

| | | | | | | | |
|--------------|-----------|----------|-----------|-------------|--|--|-----------|
| Germans | 19 | 0 | 19 | None | | | 19 |
| Japanese | 2 | 0 | 2 | None | | | 2 |
| Italians | None | | | | | | |
| Total | 21 | 0 | 21 | None | | | 21 |

SALT LAKE CITY

| | | | | | | | |
|--------------|------------|----------|------------|-----------|----------|-----------|------------|
| Germans | 35 | 0 | 35 | None | | | 35 |
| Japanese | 155 | 0 | 155 | 10 | 0 | 10 | 165 |
| Italians | 16 | 0 | 16 | 2 | 0 | 2 | 18 |
| Total | 206 | 0 | 206 | 12 | 0 | 12 | 218 |

236

December 7, 1941 to June 1, 1943

| | | | | | | | | |
|----------------------|-------|---|-------|------|---|----|-------|--|
| <u>SAN ANTONIO</u> | | | | | | | | |
| Germans | 34 | 0 | 34 | 2 | 0 | 2 | 36 | |
| Japanese | 9 | 0 | 9 | None | | | 9 | |
| Italians | 17 | 0 | 17 | None | | | 17 | |
| Total | 60 | 0 | 60 | 2 | 0 | 2 | 62 | |
| <u>SAN DIEGO</u> | | | | | | | | |
| Germans | 37 | 0 | 37 | None | 0 | 2 | 37 | |
| Japanese | 270 | 0 | 270 | 2 | | | 272 | |
| Italians | 6 | 0 | 6 | None | | | 6 | |
| Total | 313 | 0 | 313 | 2 | 0 | 2 | 315 | |
| <u>SAN FRANCISCO</u> | | | | | | | | |
| Germans | 318 | 0 | 318 | 6 | 0 | 6 | 324 | |
| Japanese | 620 | 3 | 623 | 13 | 0 | 13 | 636 | |
| Italians | 450 | 1 | 451 | 5 | 0 | 5 | 456 | |
| Total | 1,388 | 4 | 1,392 | 24 | 0 | 24 | 1,416 | |
| <u>SAN JUAN</u> | | | | | | | | |
| Germans | 21 | 0 | 21 | 1 | 0 | 1 | 22 | |
| Japanese | 1 | 0 | 1 | None | | | 1 | |
| Italians | 5 | 0 | 5 | 2 | 0 | 2 | 7 | |
| Total | 29 | 0 | 29 | 3 | 0 | 3 | 32 | |
| <u>SAVANNAH</u> | | | | | | | | |
| Germans | 62 | 0 | 62 | None | | | 62 | |
| Japanese | 6 | 0 | 6 | None | | | 6 | |
| Italians | 33 | 0 | 33 | None | | | 33 | |
| Total | 101 | 0 | 101 | None | | | 101 | |
| <u>SEATTLE</u> | | | | | | | | |
| Germans | 112 | 0 | 112 | 2 | 0 | 2 | 114 | |
| Japanese | 413 | 0 | 413 | 7 | 0 | 7 | 420 | |
| Italians | 32 | 0 | 32 | None | | | 32 | |
| Total | 557 | 0 | 557 | 9 | 0 | 9 | 566 | |

December 7, 1941 to June 1, 1943

- 10 -

SIOWY FALLS

| | | | | | |
|----------|------|---|----|------|----|
| Germans | 11 | 0 | 11 | None | 11 |
| Japanese | 1 | 0 | 1 | None | 1 |
| Italians | None | | | | |
| Total | 12 | 0 | 12 | None | 12 |

SPRINGFIELD

| | | | | | |
|----------|----|---|----|------|----|
| Germans | 9 | 1 | 10 | None | 10 |
| Japanese | 2 | 0 | 2 | None | 2 |
| Italians | 4 | 0 | 4 | None | 4 |
| Total | 15 | 1 | 16 | None | 16 |

WASHINGTON FIELD

| | | | | | |
|------------|----|---|----|------|----|
| Germans | 12 | 0 | 12 | None | 12 |
| Japanese | 9 | 0 | 9 | None | 9 |
| Italians | 5 | 0 | 5 | None | 5 |
| Hungarians | 1 | 0 | 1 | None | 1 |
| Total | 27 | 0 | 27 | None | 27 |

HWS:ijm
7/3/43

JUL 5 1943

Handwritten: Attached to file, [unclear]

MEMORANDUM FOR THE ATTORNEY GENERAL

In connection with the apprehension of German, Japanese, Italian, Rumanian, Hungarian and Bulgarian individuals, there is attached hereto a summary report reflecting the number of apprehensions by Field Offices.

Respectfully,

John Edgar Hoover
Director

- Mr. Tolson _____
- Mr. E. A. Tamm _____
- Mr. Clegg _____
- Mr. Coffey _____
- Mr. Glavin _____
- Mr. Ladd _____
- Mr. Nichols _____
- Mr. Rosen _____
- Mr. Tracy _____
- Mr. Carson _____
- Mr. Harbo _____
- Mr. Hendon _____
- Mr. McGuire _____
- Mr. Mumford _____
- Mr. Piper _____
- Mr. Quinn Tamm _____
- Mr. Nease _____
- Miss Gandy _____

ENCLOSURE

ENCLO. 1

SENT FROM D. O.
JUL 5 1943
JUL 7 1943

RECEIVED - DIRECTOR
U. S. DEPT. OF JUSTICE
JUL 5 1 47 PM '43

100-2-3420

JUL 5 1943

Handwritten signatures and initials

239

ARRIVALS

December 7, 1941 to June 30, 1943

| | <u>Arrivals of All Aliens Reported</u> | | | <u>Arrivals of All Citizens Reported</u> | | | <u>Grand Total</u> |
|--------------|--|-------------------|---------------|--|-------------------|--------------|--------------------|
| | <u>Previous</u> | <u>Additional</u> | <u>Total</u> | <u>Previous</u> | <u>Additional</u> | <u>Total</u> | |
| German | *5,599 | 86 | 5,685 | 116 | 0 | 116 | 5,801 |
| Japanese | 5,206 | 28 | 5,234 | 527 | 10 | 537 | 5,771 |
| Italians | **3,405 | 5 | 3,410 | 26 | 0 | 26 | 3,436 |
| Romanians | 11 | 0 | 11 | 0 | 0 | 0 | 11 |
| Hungarians | 11 | 0 | 11 | 0 | 0 | 0 | 11 |
| Bulgarians | 1 | 0 | 1 | 0 | 0 | 0 | 1 |
| Total | 14,213 | 119 | 14,332 | 669 | 10 | 679 | 15,011 |

* Includes 59 German Seaman

** Includes 1,204 Italian Seaman

ENCLOSURE

over

APPROXIMATE NUMBER OF PERSONS

December 7, 1941 to June 30, 1943

| | <u>APPROXIMATE NUMBER OF PERSONS</u> | | | <u>APPROXIMATE NUMBER OF PERSONS</u> | | | Total Total |
|------------------|--------------------------------------|------------|------------|--------------------------------------|------------|----------|----------------|
| | Previous | Additional | Total | Previous | Additional | Total | |
| <u>AMERICANS</u> | | | | | | | |
| Americans | 72 | 0 | 72 | None | | | 72 |
| Japanese | 3 | 0 | 3 | None | | | 3 |
| Italians | 41 | 0 | 41 | None | | | 41 |
| Total | 116 | 0 | 116 | None | | | 116 |
| <u>ASIAN</u> | | | | | | | |
| Asians | 12 | 0 | 12 | None | | | 12 |
| Japanese | 3 | 0 | 3 | None | | | 3 |
| Italians | 22 | 0 | 22 | None | | | 22 |
| Rumanians | 1 | 0 | 1 | None | | | 1 |
| Total | 73 | 0 | 73 | None | | | 73 |
| <u>EUROPEAN</u> | | | | | | | |
| Europeans | 50 | 0 | 50 | 2 | 0 | 2 | 52 |
| Japanese | 1 | 0 | 1 | None | | | 1 |
| Italians | 41 | 0 | 41 | 1 | 0 | 1 | 42 |
| Hungarians | 1 | 0 | 1 | None | | | 1 |
| Total | 93 | 0 | 93 | 3 | 0 | 3 | 96 |
| <u>AFRICAN</u> | | | | | | | |
| Africans | 23 | 1 | 24 | None | | | 24 |
| Japanese | 3 | 0 | 3 | None | | | 3 |
| Italians | 22 | 0 | 22 | None | | | 22 |
| Total | 53 | 1 | 54 | None | | | 54 |
| <u>OTHER</u> | | | | | | | |
| Others | 50 | 0 | 50 | None | | | 50 |
| Japanese | 10 | 0 | 10 | None | | | 10 |
| Italians | 24 | 0 | 24 | None | | | 24 |
| Total | 84 | 0 | 84 | None | | | 84 |

ijm

ENCLOSURE

241

December 6, 1941 to June 30, 1943

MEMPHIS

| | | | | | | | |
|----------|----|---|----|------|--|--|----|
| German | 14 | 0 | 14 | None | | | 14 |
| Japanese | 5 | 0 | 5 | None | | | 5 |
| Italians | 19 | 0 | 19 | None | | | 19 |
| Total | 38 | 0 | 38 | None | | | 38 |

MEMPHIS

| | | | | | | | |
|----------|----|---|----|------|--|--|----|
| German | 27 | 0 | 27 | None | | | 27 |
| Japanese | 13 | 0 | 13 | None | | | 13 |
| Italians | 12 | 0 | 12 | None | | | 12 |
| Total | 57 | 0 | 57 | None | | | 57 |

MEMPHIS

| | | | | | | | |
|----------|------|---|----|------|--|--|----|
| German | 27 | 0 | 27 | None | | | 27 |
| Japanese | None | | | None | | | |
| Italians | 13 | 0 | 13 | None | | | 13 |
| Total | 40 | 0 | 40 | None | | | 40 |

MEMPHIS

| | | | | | | | |
|----------|-----|---|-----|------|---|---|-----|
| German | 255 | 5 | 260 | 2 | 0 | 2 | 262 |
| Japanese | 3 | 0 | 3 | 1 | 0 | 1 | 4 |
| Italians | 7 | 0 | 7 | None | | | 7 |
| Total | 270 | 5 | 275 | 3 | 0 | 3 | 278 |

MEMPHIS

| | | | | | | | |
|----------|----|---|----|------|--|--|----|
| German | 61 | 0 | 61 | None | | | 61 |
| Japanese | 1 | 0 | 1 | None | | | 1 |
| Italians | 25 | 0 | 25 | None | | | 25 |
| Total | 87 | 0 | 87 | None | | | 87 |

MEMPHIS

| | | | | | | | |
|------------|-----|---|-----|------|---|---|-----|
| German | 67 | 0 | 67 | None | | | 67 |
| Japanese | 5 | 0 | 5 | None | | | 5 |
| Italians | 17 | 0 | 17 | 2 | 0 | 2 | 19 |
| Russians | 2 | 0 | 2 | None | | | 2 |
| Hungarians | 3 | 0 | 3 | None | | | 3 |
| Total | 124 | 0 | 124 | 2 | 0 | 2 | 126 |

ipm

242

December 7, 1941 to June 30, 1943

- 3 -

| <u>PERMITS</u> | | | | | | | |
|---------------------|------------|----------|------------|-------------|----------|----------|------------|
| German | 52 | 0 | 52 | 1 | 0 | 1 | 54 |
| Japanese | 13 | 0 | 13 | 3 | 0 | 3 | 19 |
| Italians | 33 | 0 | 33 | None | 0 | 0 | 33 |
| Total | 100 | 0 | 100 | 4 | 0 | 4 | 104 |
| <u>REVOKED</u> | | | | | | | |
| German | 13 | 0 | 13 | None | | | 13 |
| Japanese | 14 | 0 | 14 | None | | | 14 |
| Italians | 1 | 0 | 1 | None | | | 1 |
| Total | 28 | 0 | 28 | None | | | 28 |
| <u>NO PERMITS</u> | | | | | | | |
| German | 17 | 0 | 17 | None | | | 17 |
| Japanese | 1 | 0 | 1 | None | | | 1 |
| Italians | 1 | 0 | 1 | None | | | 1 |
| Total | 19 | 0 | 19 | None | | | 19 |
| <u>REVOKED</u> | | | | | | | |
| German | 64 | 1 | 65 | 2 | 0 | 2 | 67 |
| Japanese | None | 0 | 5 | 1 | 0 | 1 | 6 |
| Italians | 5 | 0 | 5 | None | | | 5 |
| Spaniards | 2 | 0 | 2 | None | | | 2 |
| Bulgarians | 1 | 0 | 1 | None | | | 1 |
| Total | 72 | 1 | 73 | 3 | 0 | 3 | 76 |
| <u>NO PERMITS</u> | | | | | | | |
| German | 25 | 0 | 25 | 1 | 0 | 1 | 26 |
| Japanese | 33 | 0 | 33 | None | | | 33 |
| Italians | 17 | 0 | 17 | None | | | 17 |
| Total | 75 | 0 | 75 | 1 | 0 | 1 | 76 |
| <u>GRAND TOTALS</u> | | | | | | | |
| German | 13 | 0 | 13 | 1 | 0 | 1 | 14 |
| Japanese | None | | | | | | |
| Italians | None | | | | | | |
| Total | 13 | 0 | 13 | 1 | 0 | 1 | 14 |

ijm

243

December 7, 1941 to June 30, 1943

| | | | | | | | |
|--------------------|------------|-----------|------------|-------------|-----------|------------|------------|
| <u>RESEARCHERS</u> | | | | | | | |
| Japanese | 72 | 0 | 73 | 15 | 0 | 112 | 127 |
| Japanese | 227 | 22 | 249 | 123 | 10 | 372 | 500 |
| Italians | 11 | 0 | 11 | 3 | 0 | 14 | 14 |
| Total | 310 | 22 | 333 | 211 | 10 | 506 | 645 |
| <u>ENGINEERS</u> | | | | | | | |
| Japanese | 173 | 1 | 174 | None | | | 174 |
| Japanese | 63 | 0 | 63 | None | | | 63 |
| Italians | 63 | 0 | 63 | 1 | 0 | 1 | 64 |
| Total | 299 | 1 | 299 | 1 | 0 | 1 | 301 |
| <u>TECHNICIANS</u> | | | | | | | |
| Japanese | 11 | 0 | 11 | None | | | 11 |
| Japanese | 3 | 0 | 3 | None | | | 3 |
| Italians | 4 | 0 | 4 | 2 | 0 | 2 | 6 |
| Total | 18 | 0 | 18 | 2 | 0 | 2 | 20 |
| <u>OPERATORS</u> | | | | | | | |
| Japanese | 27 | 0 | 27 | None | | | 27 |
| Japanese | None | 0 | | None | | | |
| Italians | 5 | 0 | 5 | None | | | 5 |
| Total | 32 | 0 | 32 | None | | | 32 |
| <u>LABORERS</u> | | | | | | | |
| Japanese | 7 | 0 | 7 | None | | | 7 |
| Japanese | None | 0 | | None | | | |
| Italians | 1 | 0 | 1 | None | | | 1 |
| Total | 8 | 0 | 8 | None | | | 8 |
| <u>OTHERS</u> | | | | | | | |
| Japanese | 2 | 0 | 2 | None | | | 2 |
| Japanese | 9 | 0 | 9 | None | | | 9 |
| Italians | None | 0 | | None | | | |
| Total | 11 | 0 | 11 | None | | | 11 |

ijm

244

December 7, 1941 to June 30, 1943

- 5 -

MINNESOTA

| | | | | | | |
|----------|----|---|----|------|--|----|
| GERMANS | 33 | 1 | 34 | None | | 34 |
| Japanese | 1 | 0 | 1 | None | | 1 |
| Italians | 6 | 0 | 6 | None | | 6 |
| Total | 40 | 1 | 41 | None | | 41 |

MINNESOTA

| | | | | | | |
|----------|------|---|---|------|--|---|
| GERMANS | 1 | 0 | 1 | None | | 1 |
| Japanese | None | | | | | |
| Italians | None | | | | | |
| Total | 1 | 0 | 1 | None | | 1 |

MINNESOTA

| | | | | | | |
|----------|---|---|---|------|--|---|
| GERMANS | 6 | 0 | 6 | None | | 6 |
| Japanese | 1 | 0 | 1 | None | | 1 |
| Italians | 1 | 0 | 1 | None | | 1 |
| Total | 8 | 0 | 8 | None | | 8 |

MINNESOTA

| | | | | | | | |
|----------|-------|---|-------|----|---|----|-------|
| GERMANS | 132 | 0 | 132 | 16 | 0 | 16 | 148 |
| Japanese | 2,027 | 0 | 2,029 | 14 | 0 | 14 | 2,043 |
| Italians | 141 | 0 | 141 | 1 | 0 | 1 | 142 |
| Total | 2,300 | 0 | 2,302 | 31 | 0 | 31 | 2,333 |

MINNESOTA

| | | | | | | | |
|----------|------|---|----|------|---|---|----|
| GERMANS | 17 | 0 | 17 | 1 | 0 | 1 | 18 |
| Japanese | 1 | 0 | 1 | None | | | 1 |
| Italians | None | | | | | | |
| Total | 18 | 0 | 18 | 1 | 0 | 1 | 19 |

MINNESOTA

| | | | | | | |
|----------|------|---|---|------|--|---|
| GERMANS | 8 | 0 | 8 | None | | 8 |
| Japanese | None | | | | | |
| Italians | 1 | 0 | 1 | None | | 1 |
| Total | 9 | 0 | 9 | None | | 9 |

ipw

245

December 7, 1941 to June 30, 1943

- 6 -

| | | | | | | | |
|--------------------|--------------|-----------|--------------|-------------|----------|-----------|--------------|
| <u>NEW YORK</u> | | | | | | | |
| German | 151 | 1 | 155 | 2 | 0 | 2 | 157 |
| Japanese | 27 | 0 | 27 | None | | | 27 |
| Italians | 212 | 0 | 212 | None | | | 212 |
| Total | 375 | 1 | 376 | 2 | 0 | 2 | 395 |
| <u>NEWARK</u> | | | | | | | |
| German | 103 | 1 | 104 | 1 | 0 | 1 | 105 |
| Japanese | None | | | None | | | 1 |
| Italians | 1 | 0 | 1 | None | | | |
| Total | 104 | 1 | 105 | 1 | 0 | 1 | 106 |
| <u>NEWARK</u> | | | | | | | |
| German | 630 | 23 | 653 | 3 | 0 | 3 | 656 |
| Japanese | 17 | 0 | 17 | 1 | 0 | 1 | 18 |
| Italians | 30 | 0 | 30 | None | | | 30 |
| Rumanians | 1 | 0 | 1 | None | | | 1 |
| Total | 708 | 23 | 731 | 4 | 0 | 4 | 735 |
| <u>NEW HAVEN</u> | | | | | | | |
| German | 83 | 0 | 83 | None | | | 83 |
| Japanese | 31 | 0 | 31 | None | | | 31 |
| Italians | 30 | 0 | 30 | None | | | 30 |
| Total | 144 | 0 | 144 | None | | | 144 |
| <u>NEW ORLEANS</u> | | | | | | | |
| German | 15 | 0 | 15 | None | | | 15 |
| Japanese | 9 | 0 | 9 | None | | | 9 |
| Italians | 233 | 0 | 233 | None | | | 233 |
| Total | 257 | 0 | 257 | None | | | 257 |
| <u>NEW YORK</u> | | | | | | | |
| German | 1,783 | 17 | 1,800 | 1 | 0 | 17 | 1,818 |
| Japanese | 350 | 0 | 350 | 0 | 0 | 0 | 350 |
| Italians | 400 | 1 | 401 | 5 | 0 | 5 | 406 |
| Rumanians | 3 | 0 | 3 | None | | | 3 |
| Hungarians | 5 | 0 | 5 | None | | | 5 |
| Total | 2,571 | 18 | 2,619 | 17 | 0 | 17 | 2,656 |

246

December 7, 1941 to June 30, 1943

- 7 -

| | | | | | | | |
|---------------------------|------|---|-----|------|---|----|-----|
| <u>MANILA</u> | | | | | | | |
| Citizens | 13 | 0 | 13 | None | | | 13 |
| Japanese | 31 | 0 | 31 | None | | | 31 |
| Italians | 12 | 0 | 12 | None | | | 12 |
| Total | 56 | 0 | 56 | None | | | 56 |
| <u>CEBU CITY</u> | | | | | | | |
| Citizens | 9 | 0 | 9 | None | | | 9 |
| Japanese | None | 0 | 1 | None | | | 1 |
| Italians | 1 | 0 | 1 | None | | | 1 |
| Total | 10 | 0 | 10 | None | | | 10 |
| <u>DAVA</u> | | | | | | | |
| Citizens | 2 | 0 | 2 | 1 | 0 | 1 | 3 |
| Japanese | 3 | 0 | 3 | None | | | 3 |
| Italians | 1 | 0 | 1 | None | | | 1 |
| Total | 6 | 0 | 6 | 1 | 0 | 1 | 7 |
| <u>PHILIPPINE ISLANDS</u> | | | | | | | |
| Citizens | 271 | 2 | 273 | 10 | 0 | 10 | 283 |
| Japanese | 30 | 0 | 30 | 1 | 0 | 1 | 31 |
| Italians | 75 | 5 | 80 | None | | | 80 |
| Russians | 1 | 0 | 1 | None | | | 1 |
| Hungarians | 1 | 0 | 1 | None | | | 1 |
| Total | 378 | 7 | 385 | 11 | 0 | 11 | 396 |
| <u>WISCONSIN</u> | | | | | | | |
| Citizens | 39 | 0 | 39 | 1 | 0 | 1 | 40 |
| Japanese | 69 | 1 | 70 | 3 | 0 | 3 | 73 |
| Italians | 31 | 0 | 31 | None | | | 31 |
| Total | 139 | 1 | 140 | 4 | 0 | 4 | 144 |
| <u>ILLINOIS</u> | | | | | | | |
| Citizens | 77 | 0 | 77 | 7 | 0 | 7 | 84 |
| Japanese | None | 0 | 33 | 1 | 0 | 1 | 34 |
| Italians | 33 | 0 | 33 | 1 | 0 | 1 | 34 |
| Total | 110 | 0 | 110 | 8 | 0 | 8 | 118 |

ipm

247

December 7, 1941 to June 30, 1943

| <u>PORTLAND</u> | | | | | | | |
|--------------------|------------|----------|------------|-------------|----------|-----------|------------|
| GERMANS | 130 | 0 | 130 | 1 | 0 | 1 | 132 |
| Japanese | 103 | 0 | 103 | 1 | 0 | 1 | 105 |
| Italians | 33 | 0 | 33 | None | | | 33 |
| Rumanians | 1 | 0 | 1 | None | | | 1 |
| Total | 267 | 0 | 267 | 2 | 0 | 2 | 269 |
| <u>SEASIDE</u> | | | | | | | |
| GERMANS | 8 | 0 | 8 | None | | | 8 |
| Japanese | 1 | 0 | 1 | None | | | 1 |
| Italians | 2 | 0 | 2 | None | | | 2 |
| Total | 11 | 0 | 11 | None | | | 11 |
| <u>RICHMOND</u> | | | | | | | |
| GERMANS | 29 | 0 | 29 | None | | | 29 |
| Japanese | None | | | | | | |
| Italians | 26 | 0 | 26 | None | | | 26 |
| Total | 55 | 0 | 55 | None | | | 55 |
| <u>ST. LOUIS</u> | | | | | | | |
| GERMANS | 43 | 0 | 43 | 4 | 0 | 4 | 47 |
| Japanese | 1 | 0 | 1 | None | | | 1 |
| Italians | 10 | 0 | 10 | None | | | 10 |
| Total | 54 | 0 | 54 | 4 | 0 | 4 | 58 |
| <u>ST. PAUL</u> | | | | | | | |
| GERMANS | 19 | 2 | 21 | None | | | 21 |
| Japanese | 2 | 0 | 2 | None | | | 2 |
| Italians | None | | | | | | |
| Total | 21 | 2 | 23 | None | | | 23 |
| <u>SUMNER GATE</u> | | | | | | | |
| GERMANS | 35 | 0 | 35 | None | | | 35 |
| Japanese | 153 | 2 | 157 | 10 | 0 | 10 | 167 |
| Italians | 16 | 0 | 16 | 2 | 0 | 2 | 18 |
| Total | 204 | 2 | 203 | 12 | 0 | 12 | 210 |

ijm

248

December 7, 1941 to June 30, 1943

- 2 -

| <u>SAN ANTONIO</u> | | | | | | | |
|----------------------|--------------|----------|--------------|-------------|----------|-----------|--------------|
| Americans | 31 | 0 | 31 | 2 | 0 | 2 | 36 |
| Japanese | 9 | 0 | 9 | None | | | 9 |
| Italians | 17 | 0 | 17 | None | | | 17 |
| Total | 60 | 0 | 60 | 2 | 0 | 2 | 62 |
| <u>SAN DIEGO</u> | | | | | | | |
| Americans | 37 | 0 | 37 | None | | | 37 |
| Japanese | 270 | 0 | 270 | 2 | 0 | 2 | 272 |
| Italians | 6 | 0 | 6 | None | | | 6 |
| Total | 313 | 0 | 313 | 2 | 0 | 2 | 315 |
| <u>SAN FRANCISCO</u> | | | | | | | |
| Americans | 313 | 0 | 313 | 6 | 0 | 6 | 319 |
| Japanese | 623 | 3 | 626 | 13 | 0 | 13 | 639 |
| Italians | 151 | 1 | 151 | 5 | 0 | 5 | 156 |
| Total | 1,322 | 3 | 1,325 | 24 | 0 | 24 | 1,349 |
| <u>SAN JUAN</u> | | | | | | | |
| Americans | 21 | 0 | 21 | 1 | 0 | 1 | 22 |
| Japanese | 1 | 0 | 1 | None | | | 1 |
| Italians | 5 | 0 | 5 | 2 | 0 | 2 | 7 |
| Total | 27 | 0 | 27 | 3 | 0 | 3 | 30 |
| <u>SAN JUAN</u> | | | | | | | |
| Americans | 62 | 0 | 62 | None | | | 62 |
| Japanese | 6 | 0 | 6 | None | | | 6 |
| Italians | 33 | 0 | 33 | None | | | 33 |
| Total | 101 | 0 | 101 | None | | | 101 |
| <u>SEATTLE</u> | | | | | | | |
| Americans | 112 | 0 | 112 | 2 | 0 | 2 | 114 |
| Japanese | 113 | 0 | 113 | 7 | 0 | 7 | 120 |
| Italians | 32 | 0 | 32 | None | | | 32 |
| Total | 557 | 0 | 557 | 9 | 0 | 9 | 566 |

ijm

249

December 7, 1941 to June 30, 1943

| | | | | | |
|--------------|-----------|----------|-----------|-------------|-----------|
| ... | 11 | 1 | 12 | None | 12 |
| ... | 1 | 0 | 1 | None | 1 |
| ... | None | | | | |
| Total | 12 | 1 | 13 | None | 13 |
| ... | 10 | 0 | 10 | None | 10 |
| ... | 2 | 0 | 2 | None | 2 |
| ... | 4 | 0 | 4 | None | 4 |
| Total | 16 | 0 | 16 | None | 16 |
| ... | 12 | 0 | 12 | None | 12 |
| ... | 9 | 0 | 9 | None | 9 |
| ... | 5 | 0 | 5 | None | 5 |
| ... | 1 | 0 | 1 | None | 1 |
| Total | 27 | 0 | 27 | None | 27 |

Appropriations of Section

| | | | |
|------------|---|-------|------|
| <u>...</u> | 0 | 1 | None |
| <u>...</u> | 0 | 1,200 | None |
| <u>...</u> | 0 | 50 | None |

ipm

250

HWS:gms

July 7, 1943

PERSONAL AND
VIA DIPLOMATIC AIR POUCH

The American Embassy,
London, England

RE: DISPOSITION OF ALIEN
ENEMY CASES

Dear _____

As of possible interest to you, there is being transmitted three copies of a summary report dated June 30, 1943, reflecting the dispositions which have been received in the cases of alien enemies who have been apprehended by the Bureau under the Alien Enemy Control Program.

Very truly yours,

John Edgar Hoover
Director

- Mr. Tolson _____
- Mr. E. A. Tamm _____
- Mr. Clegg _____
- Mr. Coffey _____
- Mr. Glavin _____ enclosure
- Mr. Ladd _____
- Mr. Nichols _____
- Mr. Rosen _____
- Mr. Tracy _____
- Mr. Acers _____
- Mr. Carson _____
- Mr. Harbo _____
- Mr. Hendon _____
- Mr. Mumford _____
- Mr. Starke _____
- Mr. Quinn Tamm _____
- Mr. Nease _____
- Miss Gandy _____

COMMUNICATIONS SECTION
MAILED
★ JUL - 8 1943 ★
P. M.
FEDERAL BUREAU OF INVESTIGATION
U. S. DEPARTMENT OF JUSTICE

RECORDED 100-23933
FEDERAL BUREAU OF INVESTIGATION
JUL 10 1943
U. S. DEPARTMENT OF JUSTICE

0 Confidential Dept. of Justice - P.M.

47 JUL 17 1943

251

HRS: gms

July 7, 1943

PERSONAL AND [REDACTED]
VIA AIR MAIL AIR FORCE

[REDACTED]
The American Embassy
London, England

RE: APPREHENSIONS OF
ALIEN ENEMIES

Dear [REDACTED]

As of possible interest to you, there is being transmitted
three copies of a summary report dated June 30, 1943, reflecting
the apprehensions of enemy aliens by the Bureau under the Alien Enemy
Control Program.

Very truly yours,

John Edgar Hoover
Director

- Tolson _____
- E. A. Tamm _____
- Legg _____
- Coffey _____
- Lavin _____
- Edd _____
- Nichols _____
- Rosen _____
- Tracy _____
- Egan _____
- Gurnea _____
- Harbo _____
- Hendon _____
- Pennington _____
- Quinn Tamm _____
- Nease _____
- Gandy _____

RECORDED

100-2-3774

FEDERAL BUREAU OF INVESTIGATION
JUL 10 1943
U. S. DEPARTMENT OF JUSTICE

COMMUNICATIONS SECTION
MAILED
* JUL - 8 1943 *
P. M.
FEDERAL BUREAU OF INVESTIGATION
U. S. DEPARTMENT OF JUSTICE

JUL 11 1943

252



Federal Bureau of Investigation
United States Department of Justice
Washington, D. C.

June 30, 1943

HWS:zmn

- Mr. Tolson
- Mr. E. A. Tamm
- Mr. Clegg
- Mr. Glavin
- Mr. Ladd
- Mr. Nichols
- Mr. Rosen
- Mr. Tracy
- Mr. Carson
- Mr. Coffey
- Mr. Hendon
- Mr. Kramer
- Mr. McGuire
- Mr. Harbo
- Mr. Quinn Tamm
- Tele. Room
- Mr. Nease

MEMORANDUM FOR THE DIRECTOR

RE: DISPOSITION OF ALIEN ENEMY CASES

With reference to my previous memoranda regarding the dispositions made of cases of alien enemies apprehended under the Presidential Proclamations of December 7 and 8, 1941, relating to aliens of German, Japanese, and Italian nationalities, and under the Presidential Proclamation of July 17, 1942, pertaining to aliens of Rumanian, Hungarian, and Bulgarian nationalities, there is attached hereto a supplemental summary report reflecting the number of dispositions received as of June 30, 1943, for aliens of these nationalities.

Respectfully,

D. M. Ladd
D. M. Ladd

Attachment

ENCLO. 10
7-191
D/16

Handwritten notes on left margin



COPIES DESTROYED
R472 APR 2 1962

58 JUL 22 1943

RECORDED
INDEXED
2174

| | |
|------------------------------|-------------|
| 7-1-2-345 | |
| 18 | JUL 14 1943 |
| <i>Handwritten signature</i> | |

253

DISPOSITION OF GERMAN, JAPANESE, AND ITALIAN ALIEN ENTRY CASES AS OF JUNE 30, 1943

| | <u>GERMANS</u> | | <u>JAPANESE</u> | | <u>ITALIANS</u> | | <u>TOTALS</u> | |
|--|----------------|----------|-----------------|----------|-----------------|----------|---------------|----------|
| | Number | Per Cent | Number | Per Cent | Number | Per Cent | Number | Per Cent |
| Aliens apprehended | 5,685 | | 5,234 | | 3,490 | | 14,409 | |
| Released without hearing | 1,255 | 22.08 | 221 | 4.23 | 1,417 | 40.60 | 2,893 | 20.08 |
| Dispositions ordered by the Attorney General: | | | | | | | | |
| Internment | 1,918 | 33.74 | 2,079 | 39.72 | 1,177 | 33.72 | 5,174 | 35.71 |
| Parole | 1,588 | 27.93 | 1,577 | 30.13 | 603 | 17.28 | 3,768 | 26.15 |
| Release | 546 | 9.64 | 428 | 8.18 | 255 | 7.31 | 1,229 | 8.53 |
| Dispositions ordered by the Military Authorities in Hawaii and Alaska: | | | | | | | | |
| Internment | 17 | .28 | 638 | 12.19 | 0 | | 655 | 4.55 |
| Parole | 27 | .46 | 63 | 1.20 | 6 | .17 | 96 | .67 |
| Release | 7 | .12 | 11 | .21 | 1 | .03 | 19 | .13 |
| Deceased | 10 | .18 | 11 | .21 | 1 | .03 | 22 | .15 |
| Repatriated | 2 | .04 | 31 | .59 | 9 | .26 | 42 | .29 |
| Dispositions awaited | 315 | 5.53 | 175 | 3.34 | 21 | .60 | 511 | 3.54 |
| Totals | 5,685 | | 5,234 | | 3,490 | | 14,409 | |

RECEIVED
MAY 20 1943

100-2-3935

254

DISPOSITION OF HUNGARIAN, BULGARIAN, AND RUMANIAN ALIEN ENTRY CASES OF JUNE 30, 1943

| | <u>HUNGARIANS</u> | | <u>BULGARIANS</u> | | <u>RUMANIANS</u> | | <u>TOTALS</u> | |
|--|-------------------|----------|-------------------|----------|------------------|----------|---------------|----------|
| | Number | Per Cent | Number | Per Cent | Number | Per Cent | Number | Per Cent |
| Aliens apprehended | 11 | | 1 | | 11 | | 23 | |
| Released without hearing | 2 | 18.18 | 0 | | 1 | 9.09 | 3 | 13.04 |
| Dispositions ordered by the Attorney General: | | | | | | | | |
| Internment | 1 | 9.09 | 1 | 100.00 | 2 | 18.18 | 4 | 17.39 |
| Parole | 3 | 27.27 | 0 | | 2 | 18.18 | 5 | 21.74 |
| Release | 3 | 27.27 | 0 | | 3 | 27.27 | 6 | 26.08 |
| Dispositions ordered by the Military Authorities in Hawaii and Alaska: | | | | | | | | |
| Internment | 0 | | 0 | | 0 | | 0 | |
| Parole | 0 | | 0 | | 0 | | 0 | |
| Release | 0 | | 0 | | 0 | | 0 | |
| Deceased | 0 | | 0 | | 0 | | 0 | |
| Repatriated | 0 | | 0 | | 0 | | 0 | |
| Dispositions awaited | 2 | 18.18 | 0 | | 3 | 27.27 | 5 | 21.74 |
| Totals | 11 | | 1 | | 11 | | 23 | |

- Mr. Tolson _____
- Mr. E. A. Tamm
- Mr. Clegg _____
- Mr. Glavin _____
- Mr. Ladd _____
- Mr. Nichols _____
- Mr. Rosen _____
- Mr. Tracy _____
- Mr. Carson _____
- Mr. Coffey _____
- Mr. Hendon _____
- Mr. Kramer _____
- Mr. McGuire _____
- Mr. Harbo _____
- Mr. Quinn Tamm _____
- Tele. Room _____
- Mr. Nease _____
- Miss Beahm _____
- Miss Gandy _____

**Federal Bureau of Investigation
United States Department of Justice
Washington, D. C.**



AHG:EW

July 14, 1943

MEMORANDUM FOR MR. LADD

Re: APPREHENSION AND/OR DENATURALIZATION
OF RUECKWANDERER MARK PURCHASERS

In order that you may be informed of the status and progress which has been made in connection with the Alien Enemy Control and Denaturalization cases involving purchasers of Rueckwanderer Marks, there is set forth below a statement which reflects the number of Rueckwanderer Mark purchasers, by Field Divisions, who have been apprehended pursuant to Presidential warrants as of July 13, 1943. The final disposition of the cases, where known, is also included.

| FIELD OFFICE | NUMBER APPREHENDED | DISPOSITION | | | AWAITING DISPOSITION |
|----------------------|--------------------|-------------|----------|---------|----------------------|
| | | Interned | Released | Paroled | |
| ALBANY | 7 | 3 | 3 | 1 | |
| BALTIMORE | 1 | 1 | | | |
| BUFFALO | 2 | 1 | | 1 | |
| BUTTE | 1 | | | 1 | |
| CHICAGO | 59 | 32 | 1 | 25 | 1 |
| CINCINNATI | 3 | 1 | | 2 | |
| CLEVELAND | 4 | 3 | | 1 | |
| DETROIT | 2 | 2 | | | |
| GRAND RAPIDS | 1 | 1 | | | |
| HOUSTON | 1 | 1 | | | |
| HUNTINGTON | 2 | 1 | | | |
| INDIANAPOLIS | 1 | 1 | | | |
| LOS ANGELES | 2 | 1 | | 1 | |
| MIAMI | 1 | | | 1 | |
| MILWAUKEE | 22 | 7 | | 15 | |
| NEWARK | 204 | 80 | 13 | 89 | 22 |
| NEW HAVEN | 7 | | 2 | 5 | |
| FOR DEFENSE NEW YORK | 478 | 220 | 40 * | 84 | 134 |

RECORDED
& INDEXED
EX-158

29 JUL 16 1943

* Includes one individual repatriated to Germany prior to disposition



COMMUNICATIONS SECTION
RECEIVED JUL 15 1943

256

57 JUL 9 1943

| <u>FIELD OFFICE</u> | <u>NUMBER APPREHENDED</u> | <u>DISPOSITION</u> | | | <u>AWAITING DISPOSITION</u> |
|---------------------|-------------------------------|--------------------|-----------------|----------------|---------------------------------|
| | | <u>Interned</u> | <u>Released</u> | <u>Paroled</u> | |
| PHILADELPHIA | 72 | 36 | 11 | 15 | 10 |
| PITTSBURGH | 1 | 1 | | | |
| PORTLAND | 2 | | | 2 | |
| PROVIDENCE | 1 | 1 | | | |
| ST. LOUIS | 2 | 1 | | 1 | |
| SAN ANTONIO | 1 | 1 | | | |
| SAN FRANCISCO | 3 | 2 | | 1 | |
| SEATTLE | 3 | 2 | | 1 | |
| | <u>883</u> | <u>399</u> | <u>70</u> | <u>247</u> | <u>167</u> |

In addition to 883 apprehensions, as indicated in the above schedule, the Bureau has been advised that Presidential warrants have been requested of the Attorney General in 55 other cases. These recommendations are still pending in the Department.

In connection with the foregoing tabulation, I desire to point out that the 883 apprehensions constitute approximately 15% of the total of 5801 German alien apprehensions which have been effected to date in the United States. This percentage indicates that approximately one out of every six Germans apprehended has purchased or made application to purchase Ruckwanderer Marks. In the majority of these cases, investigation was initiated upon determining that the individual had invested or intended to invest in Ruckwanderer Marks. It is to be further noted that the 399 Ruckwanderer Mark purchasers who have been interned upon order of the Attorney General represent approximately 21% of the total of 1,918 German aliens who have been interned as of July 13, 1943, in the United States.

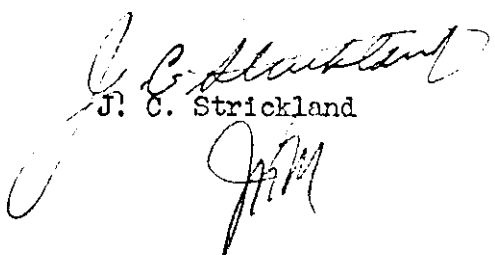
As of the above date, 30 of the 89 persons whose citizenship has been revoked under the Denaturalization Program were persons who purchased or made application to purchase Ruckwanderer Marks. This number indicates that slightly over one out of every three persons who has been denaturalized invested in Ruckwanderer Marks with the intention of returning to Germany. The above number constitutes approximately 34% of the total number of persons who have been denaturalized.

I also desire to point out that approximately 364 Ruckwanderer purchasers were found at the time of investigation to be employed in plants engaged in the manufacture of essential war materials. The reports covering the results of these investigations have been furnished to the offices of the Military Intelligence Service and Naval Intelligence, and information has been received from these agencies that on the basis of the Bureau's reports and

257

subsequent investigation by either G-2 or ONI approximately 45 of this number have been ordered discharged from their employment by either the Secretary of War or Navy. Many of the other employees have either been transferred to other departments in unrestricted areas within the plant or are under close observation by plant officials or trusted employees.

Respectfully,


J. C. Strickland

July 23, 1943

NO. 305
SERIES 1943

MEMORANDUM FOR MR. HOOPER
TOLSON
TAMM, E. A.
CLEGG
COFFEY
GLAVIN
LADD
NICHOLS
ROSEN
TRACY
ACERS
ALDEN
BURTON
CALLAN

CARSON
CUNNINGHAM
EGAN
FITCH
HARBO
HENDON
HINCE
LARMOYEUX
LAUGHLIN, R. H.
MARTIN
McGUIRE
MUMFORD
NEASE
NUGENT

PATTERSON
PENNINGTON
RENNERBERGER
ROGERS
SKOUSEN
STARKE
STRICKLAND
TAMM, Q.
TIMM
WACKS
WELCH

RE: FORM LETTER FOR VERIFYING RESIDENCE ADDRESSES
OF CUSTODIAL DETENTION SUBJECTS

The Bureau has a supply of the attached form letter for use by the field offices in verifying the residence addresses of Custodial Detention subjects for the purpose of maintaining their addresses in a current status.

Any office may secure a supply of these forms by request.

Very truly yours,

John Edgar Hoover
Director

- Mr. Tolson _____
- Mr. E. A. Tamm _____
- Mr. Clegg _____
- Mr. Coffey _____
- Mr. Glavin _____
- Mr. Ladd _____
- Mr. Nichols _____
- Mr. Rosen _____
- Mr. Tracy _____
- Mr. Acers _____
- Mr. C. _____
- Mr. Harbo _____
- Mr. Hendon _____
- Mr. Mumford _____
- Mr. Starke _____
- Mr. Quinn Tamm _____
- Mr. Nease _____
- Miss Gandy _____

Enclosure

COMMUNICATIONS SECTION
MAILED 11
JUL 23 1943 P.M.
FEDERAL BUREAU OF INVESTIGATION
U.S. DEPARTMENT OF JUSTICE

RECORDED

INDEXED
9

100-2-57
22 JUL 26 1943

259

July 23, 1943

NO. 305
SERIES 1943

| | | | | |
|-----|------------|--------------|---------------|-------------------|
| SAC | ALBANY | DETROIT | MEMPHIS | PROVIDENCE |
| | ATLANTA | EL PASO | MIAMI | RICHMOND |
| | BALTIMORE | GRAND RAPIDS | MILWAUKEE | ST. LOUIS |
| | BIRMINGHAM | HONOLULU | NEWARK | ST. PAUL |
| | BOSTON | HOUSTON | NEW HAVEN | SALT LAKE CITY |
| | BUFFALO | HUNTINGTON | NEW ORLEANS | SAN ANTONIO |
| | BUTTE | INDIANAPOLIS | NEW YORK | SAN DIEGO |
| | CHARLOTTE | JACKSON | NORFOLK | SAN FRANCISCO |
| | CHICAGO | JUNEAU | OKLAHOMA CITY | SAN JUAN |
| | CINCINNATI | KANSAS CITY | OMAHA | SAVANNAH |
| | CLEVELAND | KNOXVILLE | PHILADELPHIA | SEATTLE |
| | DALLAS | LITTLE ROCK | PHOENIX | SIOUX FALLS |
| | DENVER | LOS ANGELES | PITTSBURGH | SPRINGFIELD |
| | DES MOINES | LOUISVILLE | PORTLAND | WASHINGTON, D. C. |
| | | | | QUANTICO |

RE: FORM LETTER FOR VERIFYING RESIDENCE ADDRESSES
OF CUSTODIAL DETENTION SUBJECTS

The Bureau has a supply of the attached form letter for use by the field offices in verifying the residence addresses of Custodial Detention subjects for the purpose of maintaining their addresses in a current status.

Any office may secure a supply of these forms by request.

Very truly yours,

J. E. Hoover

John Edgar Hoover
Director

- Mr. Tolson _____
- Mr. E. A. Tamm _____
- Mr. Clegg _____
- Mr. Coffey _____
- Mr. Glavin _____
- Mr. Ladd _____
- Mr. Nichols _____
- Mr. Rosen _____
- Mr. Tracy _____
- Mr. Carson _____
- Mr. Harbo _____
- Mr. Hendon _____
- Mr. Mumford _____
- Mr. Piper _____
- Mr. Starnes _____
- Mr. Quinn Tamm _____
- Mr. Nease _____
- Miss Gandy _____

Enclosure

RECORDED

100-3-3131
8 1
22 JUL 26 1943

COMMUNICATIONS SECTION
MAILED 11
JUL 23 1943 P.M.
FEDERAL BUREAU OF INVESTIGATION
U. S. DEPARTMENT OF JUSTICE

260

JOHN EDGAR HOOVER
DIRECTOR



Federal Bureau of Investigation
United States Department of Justice
Washington, D. C.

Jones

| | |
|----------------|-------|
| Mr. Tolson | _____ |
| Mr. E. A. Tamm | _____ |
| Mr. Clegg | _____ |
| Mr. Glavin | _____ |
| Mr. Ladd | _____ |
| Mr. Nichols | _____ |
| Mr. Rosen | _____ |
| Mr. Tracy | _____ |
| Mr. Carson | _____ |
| Mr. Coffey | _____ |
| Mr. Hendon | _____ |
| Mr. Holloman | _____ |
| Mr. McGuire | _____ |
| Mr. Quinn Tamm | _____ |
| Tele. Room | _____ |
| Mr. Nease | _____ |
| Miss Boehm | _____ |
| Miss Gandy | _____ |

[Handwritten signature]

HWS:ijm
5:30 p.m.

June 30, 1943

MEMORANDUM FOR THE DIRECTOR

RE: APPREHENSIONS OF ENEMY ALIENS

With reference to my previous memoranda reflecting the apprehension of enemy aliens and American citizens with enemy sympathies, there is attached hereto a supplemental summary report reflecting the results of information received from the Field.

Respectfully,

[Handwritten signature]
D. L. Ladd
[Handwritten initials]

Enclosure

[Vertical handwritten note]

ENCLOS. 14

FOR DEFENSE



RECORDED

100-3-3038

| | |
|----|------------|
| B | I |
| 14 | JUL 8 1943 |

[Handwritten initials]

26

APPREHENSIONS

December 7, 1941 to June 30, 1943

| | <u>Arrests of All Aliens Reported</u> | | | <u>Arrests of All Citizens Reported</u> | | | <u>Grand Total</u> |
|------------|---------------------------------------|-------------------|--------------|---|-------------------|--------------|--------------------|
| | <u>Previous</u> | <u>Additional</u> | <u>Total</u> | <u>Previous</u> | <u>Additional</u> | <u>Total</u> | |
| Germans | *5,599 | 86 | 5,685 | 116 | 0 | 116 | 5,801 |
| Japanese | 5,206 | 28 | 5,234 | 527 | 10 | 537 | 5,771 |
| Italians | **3,485 | 5 | 3,490 | 26 | 0 | 26 | 3,516 |
| Rumanians | 11 | 0 | 11 | 0 | 0 | 0 | 11 |
| Hungarians | 11 | 0 | 11 | 0 | 0 | 0 | 11 |
| Bulgarians | <u>1</u> | <u>0</u> | <u>1</u> | <u>0</u> | <u>0</u> | <u>0</u> | <u>1</u> |
| Total | 14,313 | 119 | 14,432 | 669 | 10 | <u>679</u> | <u>15,111</u> |
| | | | | <u>Grand Total</u> | | | <u>15,111</u> |

* Includes 59 German Seamen

** Includes 1,204 Italian Seamen

APPREHENSIONS BY FIELD OFFICES

December 7, 1941 to June 30, 1943

| | <u>ARRESTS OF ALL ALIENS REPORTED</u> | | | <u>ARRESTS OF ALL CITIZENS REPORTED</u> | | | Grand |
|-------------------|---------------------------------------|------------|-------|---|------------|-------|-------|
| | Previous | Additional | Total | Previous | Additional | Total | Total |
| <u>ALBANY</u> | | | | | | | |
| Germans | 72 | 0 | 72 | None | | | 72 |
| Japanese | 3 | 0 | 3 | None | | | 3 |
| Italians | 41 | 0 | 41 | None | | | 41 |
| Total | 116 | 0 | 116 | None | | | 116 |
| <u>ATLANTA</u> | | | | | | | |
| Germans | 42 | 0 | 42 | None | | | 42 |
| Japanese | 3 | 0 | 3 | None | | | 3 |
| Italians | 32 | 0 | 32 | None | | | 32 |
| Rumanians | 1 | 0 | 1 | None | | | 1 |
| Total | 78 | 0 | 78 | None | | | 78 |
| <u>BALTIMORE</u> | | | | | | | |
| Germans | 50 | 0 | 50 | 2 | 0 | 2 | 52 |
| Japanese | 1 | 0 | 1 | None | | | 1 |
| Italians | 41 | 0 | 41 | 1 | 0 | 1 | 42 |
| Hungarians | 1 | 0 | 1 | None | | | 1 |
| Total | 93 | 0 | 93 | 3 | 0 | 3 | 96 |
| <u>BIRMINGHAM</u> | | | | | | | |
| Germans | 28 | 1 | 29 | None | | | 29 |
| Japanese | 3 | 0 | 3 | None | | | 3 |
| Italians | 22 | 0 | 22 | None | | | 22 |
| Total | 53 | 1 | 54 | None | | | 54 |
| <u>BOSTON</u> | | | | | | | |
| Germans | 50 | 0 | 50 | None | | | 50 |
| Japanese | 10 | 0 | 10 | None | | | 10 |
| Italians | 24 | 0 | 24 | None | | | 24 |
| Total | 84 | 0 | 84 | None | | | 84 |

December 7, 1941 to June 30, 1943

- 2 -

| | | | | | | | | |
|-------------------|------|---|-----|------|---|---|--|-----|
| <u>BUFFALO</u> | | | | | | | | |
| Germans | 44 | 0 | 44 | None | | | | 44 |
| Japanese | 5 | 0 | 5 | None | | | | 5 |
| Italians | 19 | 0 | 19 | None | | | | 19 |
| Total | 68 | 0 | 68 | None | | | | 68 |
| <u>BUTTE</u> | | | | | | | | |
| Germans | 27 | 0 | 27 | None | | | | 27 |
| Japanese | 18 | 0 | 18 | None | | | | 18 |
| Italians | 12 | 0 | 12 | None | | | | 12 |
| Total | 57 | 0 | 57 | None | | | | 57 |
| <u>CHARLOTTE</u> | | | | | | | | |
| Germans | 27 | 0 | 27 | None | | | | 27 |
| Japanese | None | | | None | | | | |
| Italians | 18 | 0 | 18 | None | | | | 18 |
| Total | 45 | 0 | 45 | None | | | | 45 |
| <u>CHICAGO</u> | | | | | | | | |
| Germans | 255 | 5 | 260 | 2 | 0 | 2 | | 262 |
| Japanese | 8 | 0 | 8 | 1 | 0 | 1 | | 9 |
| Italians | 7 | 0 | 7 | None | | | | 7 |
| Total | 270 | 5 | 275 | 3 | 0 | 3 | | 278 |
| <u>CINCINNATI</u> | | | | | | | | |
| Germans | 61 | 0 | 61 | None | | | | 61 |
| Japanese | 1 | 0 | 1 | None | | | | 1 |
| Italians | 25 | 0 | 25 | None | | | | 25 |
| Total | 87 | 0 | 87 | None | | | | 87 |
| <u>CLEVELAND</u> | | | | | | | | |
| Germans | 67 | 0 | 67 | None | | | | 67 |
| Japanese | 5 | 0 | 5 | None | | | | 5 |
| Italians | 47 | 0 | 47 | 2 | 0 | 2 | | 49 |
| Rumanians | 2 | 0 | 2 | None | | | | 2 |
| Hungarians | 3 | 0 | 3 | None | | | | 3 |
| Total | 124 | 0 | 124 | 2 | 0 | 2 | | 126 |

264

December 7, 1941 to June 30, 1943

- 3 -

DALLAS

| | | | | | | | |
|----------|-----|---|-----|------|---|---|-----|
| Germans | 54 | 0 | 54 | 1 | 0 | 1 | 55 |
| Japanese | 13 | 0 | 13 | 3 | 0 | 3 | 16 |
| Italians | 33 | 0 | 33 | None | | | 33 |
| Total | 100 | 0 | 100 | 4 | 0 | 4 | 104 |

DENVER

| | | | | | | | |
|----------|----|---|----|------|--|--|----|
| Germans | 13 | 0 | 13 | None | | | 13 |
| Japanese | 14 | 0 | 14 | None | | | 14 |
| Italians | 1 | 0 | 1 | None | | | 1 |
| Total | 28 | 0 | 28 | None | | | 28 |

DES MOINES

| | | | | | | | |
|----------|----|---|----|------|--|--|----|
| Germans | 17 | 0 | 17 | None | | | 17 |
| Japanese | 1 | 0 | 1 | None | | | 1 |
| Italians | 1 | 0 | 1 | None | | | 1 |
| Total | 19 | 0 | 19 | None | | | 19 |

DETROIT

| | | | | | | | |
|------------|------|---|----|------|---|---|----|
| Germans | 64 | 1 | 65 | 2 | 0 | 2 | 67 |
| Japanese | None | | | | | | |
| Italians | 5 | 0 | 5 | 1 | 0 | 1 | 6 |
| Rumanians | 2 | 0 | 2 | None | | | 2 |
| Bulgarians | 1 | 0 | 1 | None | | | 1 |
| Total | 72 | 1 | 73 | 3 | 0 | 3 | 76 |

EL PASO

| | | | | | | | |
|----------|----|---|----|------|---|---|----|
| Germans | 25 | 0 | 25 | 1 | 0 | 1 | 26 |
| Japanese | 33 | 0 | 33 | None | | | 33 |
| Italians | 17 | 0 | 17 | None | | | 17 |
| Totals | 75 | 0 | 75 | 1 | 0 | 1 | 76 |

GRAND RAPIDS

| | | | | | | | |
|----------|------|---|----|---|---|---|----|
| Germans | 13 | 0 | 13 | 1 | 0 | 1 | 14 |
| Japanese | None | | | | | | |
| Italians | None | | | | | | |
| Total | 13 | 0 | 13 | 1 | 0 | 1 | 14 |

265

December 7, 1941 to June 30, 1943

- 4 -

HONOLULU

| | | | | | | | |
|----------|-----|----|-----|-----|----|-----|-------|
| Germans | 73 | 0 | 73 | 45 | 0 | 45 | 118 |
| Japanese | 757 | 22 | 779 | 463 | 10 | 473 | 1,252 |
| Italians | 14 | 0 | 14 | 3 | 0 | 3 | 17 |
| Total | 844 | 22 | 866 | 511 | 10 | 521 | 1,387 |

HOUSTON

| | | | | | | | |
|----------|-----|---|-----|------|---|---|-----|
| Germans | 173 | 1 | 174 | None | | | 174 |
| Japanese | 62 | 0 | 62 | None | | | 62 |
| Italians | 63 | 0 | 63 | 1 | 0 | 1 | 64 |
| Total | 298 | 1 | 299 | 1 | 0 | 1 | 300 |

HUNTINGTON

| | | | | | | | |
|----------|----|---|----|------|---|---|----|
| Germans | 11 | 0 | 11 | None | | | 11 |
| Japanese | 3 | 0 | 3 | None | | | 3 |
| Italians | 4 | 0 | 4 | 2 | 0 | 2 | 6 |
| Total | 18 | 0 | 18 | 2 | 0 | 2 | 20 |

INDIANAPOLIS

| | | | | | | | |
|----------|------|---|----|------|--|--|----|
| Germans | 27 | 0 | 27 | None | | | 27 |
| Japanese | None | | | | | | |
| Italians | 5 | 0 | 5 | None | | | 5 |
| Total | 32 | 0 | 32 | None | | | 32 |

JACKSON

| | | | | | | | |
|----------|------|---|---|------|--|--|---|
| Germans | 7 | 0 | 7 | None | | | 7 |
| Japanese | None | | | | | | |
| Italians | 1 | 0 | 1 | None | | | 1 |
| Total | 8 | 0 | 8 | None | | | 8 |

JUREAU

| | | | | | | | |
|----------|------|---|----|------|--|--|----|
| Germans | 2 | 0 | 2 | None | | | 2 |
| Japanese | 9 | 0 | 9 | None | | | 9 |
| Italians | None | | | | | | |
| Total | 11 | 0 | 11 | None | | | 11 |

266

December 7, 1941 to June 30, 1943

- 5 -

| | | | | | | | | |
|--------------------|-------|---|-------|------|---|----|-------|--|
| <u>KANSAS CITY</u> | | | | | | | | |
| Germans | 33 | 1 | 34 | None | | | 34 | |
| Japanese | 1 | 0 | 1 | None | | | 1 | |
| Italians | 6 | 0 | 6 | None | | | 6 | |
| Total | 40 | 1 | 41 | None | | | 41 | |
| <u>KNOXVILLE</u> | | | | | | | | |
| Germans | 1 | 0 | 1 | None | | | 1 | |
| Japanese | None | | | | | | | |
| Italians | None | | | | | | | |
| Total | 1 | 0 | 1 | None | | | 1 | |
| <u>LITTLE ROCK</u> | | | | | | | | |
| Germans | 6 | 0 | 6 | None | | | 6 | |
| Japanese | 1 | 0 | 1 | None | | | 1 | |
| Italians | 1 | 0 | 1 | None | | | 1 | |
| Total | 8 | 0 | 8 | None | | | 8 | |
| <u>LOS ANGELES</u> | | | | | | | | |
| Germans | 182 | 0 | 182 | 16 | 0 | 16 | 198 | |
| Japanese | 2,029 | 0 | 2,029 | 14 | 0 | 14 | 2,043 | |
| Italians | 141 | 0 | 141 | 1 | 0 | 1 | 142 | |
| Total | 2,352 | 0 | 2,352 | 31 | 0 | 31 | 2,383 | |
| <u>LOUISVILLE</u> | | | | | | | | |
| Germans | 17 | 0 | 17 | 1 | 0 | 1 | 18 | |
| Japanese | 1 | 0 | 1 | None | | | 1 | |
| Italians | None | | | | | | | |
| Total | 18 | 0 | 18 | 1 | 0 | 1 | 19 | |
| <u>MEMPHIS</u> | | | | | | | | |
| Germans | 8 | 0 | 8 | None | | | 8 | |
| Japanese | None | | | | | | | |
| Italians | 1 | 0 | 1 | None | | | 1 | |
| Total | 9 | 0 | 9 | None | | | 9 | |

267

December 7, 1941 to June 30, 1943

- 6 -

MIAMI

| | | | | | | | |
|----------|-----|---|-----|------|---|---|-----|
| Germans | 154 | 1 | 155 | 2 | 0 | 2 | 157 |
| Japanese | 29 | 0 | 29 | None | | | 29 |
| Italians | 212 | 0 | 212 | None | | | 212 |
| Total | 395 | 1 | 396 | 2 | 0 | 2 | 398 |

MILWAUKEE

| | | | | | | | |
|----------|------|---|-----|------|---|---|-----|
| Germans | 103 | 1 | 104 | 1 | 0 | 1 | 105 |
| Japanese | None | | | | | | |
| Italians | 1 | 0 | 1 | None | | | 1 |
| Total | 104 | 1 | 105 | 1 | 0 | 1 | 106 |

NEWARK

| | | | | | | | |
|-----------|-----|----|-----|------|---|---|-----|
| Germans | 630 | 23 | 653 | 3 | 0 | 3 | 656 |
| Japanese | 47 | 0 | 47 | 1 | 0 | 1 | 48 |
| Italians | 30 | 0 | 30 | None | | | 30 |
| Rumanians | 1 | 0 | 1 | None | | | 1 |
| Total | 708 | 23 | 731 | 4 | 0 | 4 | 735 |

NEW HAVEN

| | | | | | | | |
|----------|-----|---|-----|------|--|--|-----|
| Germans | 83 | 0 | 83 | None | | | 83 |
| Japanese | 31 | 0 | 31 | None | | | 31 |
| Italians | 30 | 0 | 30 | None | | | 30 |
| Total | 144 | 0 | 144 | None | | | 144 |

NEW ORLEANS

| | | | | | | | |
|----------|-----|---|-----|------|--|--|-----|
| Germans | 46 | 0 | 46 | None | | | 46 |
| Japanese | 9 | 0 | 9 | None | | | 9 |
| Italians | 233 | 0 | 233 | None | | | 233 |
| Total | 288 | 0 | 288 | None | | | 288 |

NEW YORK

| | | | | | | | |
|------------|-------|----|-------|------|---|----|-------|
| Germans | 1,783 | 47 | 1,830 | 4 | 0 | 4 | 1,834 |
| Japanese | 380 | 0 | 380 | 8 | 0 | 8 | 388 |
| Italians | 400 | 1 | 401 | 5 | 0 | 5 | 406 |
| Rumanians | 3 | 0 | 3 | None | | | 3 |
| Hungarians | 5 | 0 | 5 | None | | | 5 |
| Total | 2,571 | 48 | 2,619 | 17 | 0 | 17 | 2,636 |

268

December 7, 1941 to June 30, 1943

- 7 -

NORFOLK

| | | | | | | | |
|----------|----|---|----|------|--|--|----|
| Germans | 13 | 0 | 13 | None | | | 13 |
| Japanese | 31 | 0 | 31 | None | | | 31 |
| Italians | 12 | 0 | 12 | None | | | 12 |
| Total | 56 | 0 | 56 | None | | | 56 |

OKLAHOMA CITY

| | | | | | | | |
|----------|------|---|----|------|--|--|----|
| Germans | 9 | 0 | 9 | None | | | 9 |
| Japanese | None | | | | | | |
| Italians | 1 | 0 | 1 | None | | | 1 |
| Total | 10 | 0 | 10 | None | | | 10 |

OMAHA

| | | | | | | | |
|----------|---|---|---|------|---|---|---|
| Germans | 2 | 0 | 2 | 1 | 0 | 1 | 3 |
| Japanese | 3 | 0 | 3 | None | | | 3 |
| Italians | 1 | 0 | 1 | None | | | 1 |
| Total | 6 | 0 | 6 | 1 | 0 | 1 | 7 |

PHILADELPHIA

| | | | | | | | |
|------------|-----|---|-----|------|---|----|-----|
| Germans | 271 | 2 | 273 | 10 | 0 | 10 | 283 |
| Japanese | 30 | 0 | 30 | 1 | 0 | 1 | 31 |
| Italians | 75 | 5 | 80 | None | | | 80 |
| Rumanians | 1 | 0 | 1 | None | | | 1 |
| Hungarians | 1 | 0 | 1 | None | | | 1 |
| Total | 378 | 7 | 385 | 11 | 0 | 11 | 396 |

PHOENIX

| | | | | | | | |
|----------|-----|---|-----|------|---|---|-----|
| Germans | 39 | 0 | 39 | 1 | 0 | 1 | 40 |
| Japanese | 69 | 1 | 70 | 3 | 0 | 3 | 73 |
| Italians | 31 | 0 | 31 | None | | | 31 |
| Total | 139 | 1 | 140 | 4 | 0 | 4 | 144 |

PITTSBURGH

| | | | | | | | |
|----------|------|---|-----|---|---|---|-----|
| Germans | 77 | 0 | 77 | 7 | 0 | 7 | 84 |
| Japanese | None | | | | | | |
| Italians | 33 | 0 | 33 | 1 | 0 | 1 | 34 |
| Total | 110 | 0 | 110 | 8 | 0 | 8 | 118 |

69

December 7, 1941 to June 30, 1943

- 8 -

PORTLAND

| | | | | | | | |
|-----------|-----|---|-----|------|---|---|-----|
| Germans | 130 | 0 | 130 | 1 | 0 | 1 | 131 |
| Japanese | 103 | 0 | 103 | 1 | 0 | 1 | 104 |
| Italians | 33 | 0 | 33 | None | | | 33 |
| Rumanians | 1 | 0 | 1 | None | | | 1 |
| Total | 267 | 0 | 267 | 2 | 0 | 2 | 269 |

PROVIDENCE

| | | | | | | | |
|----------|----|---|----|------|--|--|----|
| Germans | 8 | 0 | 8 | None | | | 8 |
| Japanese | 1 | 0 | 1 | None | | | 1 |
| Italians | 2 | 0 | 2 | None | | | 2 |
| Total | 11 | 0 | 11 | None | | | 11 |

RICHMOND

| | | | | | | | |
|----------|------|---|----|------|--|--|----|
| Germans | 29 | 0 | 29 | None | | | 29 |
| Japanese | None | | | | | | |
| Italians | 26 | 0 | 26 | None | | | 26 |
| Total | 55 | 0 | 55 | None | | | 55 |

ST. LOUIS

| | | | | | | | |
|----------|----|---|----|------|---|---|----|
| Germans | 43 | 0 | 43 | 4 | 0 | 4 | 47 |
| Japanese | 1 | 0 | 1 | None | | | 1 |
| Italians | 10 | 0 | 10 | None | | | 10 |
| Total | 54 | 0 | 54 | 4 | 0 | 4 | 58 |

ST. PAUL

| | | | | | | | |
|----------|------|---|----|------|--|--|----|
| Germans | 19 | 2 | 21 | None | | | 21 |
| Japanese | 2 | 0 | 2 | None | | | 2 |
| Italians | None | | | | | | |
| Total | 21 | 2 | 23 | None | | | 23 |

SALT LAKE CITY

| | | | | | | | |
|----------|-----|---|-----|------|---|----|-----|
| Germans | 35 | 0 | 35 | None | | | 35 |
| Japanese | 155 | 2 | 157 | 10 | 0 | 10 | 167 |
| Italians | 16 | 0 | 16 | 2 | 0 | 2 | 18 |
| Total | 206 | 2 | 208 | 12 | 0 | 12 | 220 |

December 7, 1941 to June 30, 1943

- 9 -

SAN ANTONIO

| | | | | | | | |
|----------|----|---|----|------|---|---|----|
| Germans | 34 | 0 | 34 | 2 | 0 | 2 | 36 |
| Japanese | 9 | 0 | 9 | None | | | 9 |
| Italians | 17 | 0 | 17 | None | | | 17 |
| Total | 60 | 0 | 60 | 2 | 0 | 2 | 62 |

SAN DIEGO

| | | | | | | | |
|----------|-----|---|-----|------|---|---|-----|
| Germans | 37 | 0 | 37 | None | | | 37 |
| Japanese | 270 | 0 | 270 | 2 | 0 | 2 | 272 |
| Italians | 6 | 0 | 6 | None | | | 6 |
| Total | 313 | 0 | 313 | 2 | 0 | 2 | 315 |

SAN FRANCISCO

| | | | | | | | |
|----------|-------|---|-------|----|---|----|-------|
| Germans | 318 | 0 | 318 | 6 | 0 | 6 | 324 |
| Japanese | 623 | 3 | 626 | 13 | 0 | 13 | 639 |
| Italians | 451 | 1 | 451 | 5 | 0 | 5 | 456 |
| Total | 1,392 | 3 | 1,395 | 24 | 0 | 24 | 1,419 |

SAN JUAN

| | | | | | | | |
|----------|----|---|----|------|---|---|----|
| Germans | 21 | 0 | 21 | 1 | 0 | 1 | 22 |
| Japanese | 1 | 0 | 1 | None | | | 1 |
| Italians | 5 | 0 | 5 | 2 | 0 | 2 | 7 |
| Total | 29 | 0 | 29 | 3 | 0 | 3 | 32 |

SAVANNAH

| | | | | | | | |
|----------|-----|---|-----|------|--|--|-----|
| Germans | 62 | 0 | 62 | None | | | 62 |
| Japanese | 6 | 0 | 6 | None | | | 6 |
| Italians | 33 | 0 | 33 | None | | | 33 |
| Total | 101 | 0 | 101 | None | | | 101 |

SEATTLE

| | | | | | | | |
|----------|-----|---|-----|------|---|---|-----|
| Germans | 112 | 0 | 112 | 2 | 0 | 2 | 114 |
| Japanese | 413 | 0 | 413 | 7 | 0 | 7 | 420 |
| Italians | 32 | 0 | 32 | None | | | 32 |
| Total | 557 | 0 | 557 | 9 | 0 | 9 | 566 |

December 7, 1941 to June 30, 1943

- 10 -

SIOUX FALLS

| | | | | | |
|----------|------|---|----|------|----|
| Germans | 11 | 1 | 12 | None | 12 |
| Japanese | 1 | 0 | 1 | None | 1 |
| Italians | None | | | | |
| Total | 12 | 1 | 13 | None | 13 |

SPRINGFIELD

| | | | | | |
|----------|----|---|----|------|----|
| Germans | 10 | 0 | 10 | None | 10 |
| Japanese | 2 | 0 | 2 | None | 2 |
| Italians | 4 | 0 | 4 | None | 4 |
| Total | 16 | 0 | 16 | None | 16 |

WASHINGTON FIELD

| | | | | | |
|------------|----|---|----|------|----|
| Germans | 12 | 0 | 12 | None | 12 |
| Japanese | 9 | 0 | 9 | None | 9 |
| Italians | 5 | 0 | 5 | None | 5 |
| Hungarians | 1 | 0 | 1 | None | 1 |
| Total | 27 | 0 | 27 | None | 27 |

Apprehensions of Seamen

BALTIMORE (Fort Howard)

| | | | | | |
|--|---|---|---|------|--|
| | 0 | 0 | 1 | None | |
|--|---|---|---|------|--|

BUTTE (Fort Missoula)

| | | | | | |
|----------|---|---|-------|------|--|
| Italians | 0 | 0 | 1,204 | None | |
|----------|---|---|-------|------|--|

SIOUX FALLS (Fort Lincoln)

| | | | | | |
|---------|---|---|----|------|--|
| Germans | 0 | 0 | 58 | None | |
|---------|---|---|----|------|--|

WHA:LVO
100-2-3757

PERSONAL AND [REDACTED]

15
0
Date: July 29, 1943

To: Captain W. D. Puleston
Security Officer
Office of Economic Warfare
1206 Temporary T Building
14th and Constitution Avenue, N. W.
Washington, D. C.

From: J. Edgar Hoover - Director, Federal Bureau of Investigation

Subject: [REDACTED]

Reference is made to your memorandum of July 13, 1943, in which you requested information concerning the individual named above.

[REDACTED] was born in Korea and is apparently still a citizen of that country. Although he has been in the United States for thirteen years, he has been unable to obtain American citizenship because of the Oriental Exclusion Section of the Immigration laws.

In December, 1941, the following biographical data concerning [REDACTED] was received:

213
3939

| | |
|----------------|-------------------------------------|
| Mr. Tolson | <input checked="" type="checkbox"/> |
| Mr. E. A. Tamm | <input type="checkbox"/> |
| Mr. Clegg | <input type="checkbox"/> |
| Mr. Glavin | <input type="checkbox"/> |
| Mr. Ladd | <input checked="" type="checkbox"/> |
| Mr. Nichols | <input checked="" type="checkbox"/> |
| Mr. Rosen | <input type="checkbox"/> |
| Mr. Tracy | <input type="checkbox"/> |
| Mr. Carson | <input type="checkbox"/> |
| Mr. Coffey | <input type="checkbox"/> |
| Mr. Hendon | <input type="checkbox"/> |
| Mr. Kramer | <input type="checkbox"/> |
| Mr. McGuire | <input type="checkbox"/> |
| Mr. Harbo | <input type="checkbox"/> |
| Mr. Quinn Tamm | <input type="checkbox"/> |
| Tele. Room | <input type="checkbox"/> |
| Mr. Nease | <input type="checkbox"/> |
| Miss Beahm | <input type="checkbox"/> |
| Miss Gandy | <input type="checkbox"/> |



Federal Bureau of Investigation
United States Department of Justice
Washington, D. C.

August 3, 1943

MEMORANDUM FOR THE DIRECTOR

RE: DISPOSITION OF ALIEN ENEMY CASES

With reference to my previous memoranda regarding the dispositions made of cases of alien enemies apprehended under the Presidential Proclamations of December 7 and 8, 1941, relating to aliens of German, Japanese, and Italian nationalities, and under the Presidential Proclamation of July 17, 1942, pertaining to aliens of Rumanian, Hungarian, and Bulgarian nationalities, there is attached hereto a supplemental summary report reflecting the number of dispositions received as of August 3, 1943, for aliens of these nationalities.

Respectfully,

[Signature]
D. M. Ladd

Attachment

RECORDED

3940
INDEXED
AUG 5 1943

FOR DEFENSE



115
AUG 10 1943

24

DISPOSITION OF GERMAN, JAPANESE, AND ITALIAN ALIEN ENTRY CASES AS OF AUGUST 3, 1943

| | <u>GERMANS</u> | | <u>JAPANESE</u> | | <u>ITALIANS</u> | | <u>TOTALS</u> | |
|--------------------------|----------------|----------|-----------------|----------|-----------------|----------|---------------|----------|
| | Number | Per Cent | Number | Per Cent | Number | Per Cent | Number | Per Cent |
| Aliens apprehended | 5,857 | | 5,280 | | 3,496 | | 14,633 | |
| *Less seamen apprehended | <u>165</u> | | | | <u>1,210</u> | | <u>1,375</u> | |
| | 5,692 | | | | 2,286 | | 13,258 | |

Released without hearing 1,265 22.23 221 4.15 1,421 62.16 2,907 21.93

Dispositions ordered by the Attorney General:

| | | | | | | | | |
|------------|-------|-------|-------|-------|-----|-------|-------|-------|
| Internment | 1,892 | 33.24 | 2,005 | 37.97 | 184 | 8.05 | 4,081 | 30.78 |
| Parole | 1,607 | 28.22 | 1,667 | 31.57 | 376 | 16.45 | 3,650 | 27.53 |
| Release | 577 | 10.14 | 425 | 8.06 | 265 | 11.59 | 1,267 | 9.56 |

Dispositions ordered by the Military Authorities in Hawaii and Alaska:

| | | | | | | | | |
|------------|----|-----|-----|-------|---|-----|-----|------|
| Internment | 17 | .30 | 678 | 12.84 | 0 | | 695 | 5.24 |
| Parole | 31 | .55 | 69 | 1.30 | 6 | .26 | 106 | .80 |
| Release | 11 | .19 | 13 | .24 | 3 | .13 | 27 | .20 |

| | | | | | | | | |
|-------------|----|-----|----|-----|---|-----|----|-----|
| Deceased | 12 | .21 | 18 | .36 | 5 | .22 | 35 | .26 |
| Repatriated | 2 | .04 | 31 | .58 | 9 | .39 | 42 | .32 |

Dispositions awaited 278 4.88 153 2.89 17 .75 448 3.38

Totals 5,692 5,280 2,286 13,258

*Dispositions of seamen apprehended before December 7, 1941

| | | | | | | |
|------------|------------|-------|--------------|-------|--------------|-------|
| Internment | 53 | 32.12 | 986 | 81.49 | 1,039 | 75.56 |
| Parole | 110 | 66.67 | 223 | 18.43 | 333 | 24.22 |
| Release | <u>2</u> | 1.21 | <u>1</u> | .08 | <u>3</u> | .22 |
| Totals | <u>165</u> | | <u>1,210</u> | | <u>1,375</u> | |

ENCLOSURE 100-2-3940

DISPOSITION OF HUNGARIAN, BULGARIAN, AND ROMANIAN ALIEN ENTRY CASES OF AUGUST 3, 1943

276

| | <u>HUNGARIANS</u> | | <u>BULGARIANS</u> | | <u>ROMANIANS</u> | | <u>TOTALS</u> | |
|--------------------------|-------------------|----------|-------------------|----------|------------------|----------|---------------|----------|
| | Number | Per Cent | Number | Per Cent | Number | Per Cent | Number | Per Cent |
| Aliens apprehended | 11 | | 1 | | 11 | | 23 | |
| Released without hearing | 2 | 18.18 | 0 | | 1 | 9.09 | 3 | 13.04 |

Dispositions ordered by the Attorney General:

| | | | | | | | | |
|------------|---|-------|---|--------|---|-------|---|-------|
| Internment | 1 | 9.09 | 1 | 100.00 | 2 | 18.18 | 4 | 17.39 |
| Parole | 3 | 27.27 | 0 | | 2 | 18.18 | 5 | 21.74 |
| Release | 3 | 27.27 | 0 | | 3 | 27.27 | 6 | 26.08 |

Dispositions ordered by the Military Authorities in Hawaii and Alaska:

| | | | | | | | | |
|----------------------|---|-------|---|--|---|-------|---|-------|
| Internment | 0 | | 0 | | 0 | | 0 | |
| Parole | 0 | | 0 | | 0 | | 0 | |
| Release | 0 | | 0 | | 0 | | 0 | |
| Deceased | 0 | | 0 | | 0 | | 0 | |
| Repatriated | 0 | | 0 | | 0 | | 0 | |
| Dispositions awaited | 2 | 18.18 | 0 | | 3 | 27.27 | 5 | 21.74 |

| | | | | | | | | |
|--------|----|--|---|--|----|--|----|--|
| Totals | 11 | | 1 | | 11 | | 23 | |
|--------|----|--|---|--|----|--|----|--|

SUBJECT

SECTION 188

FILE # 100-2

| Serial | Xerox | Pa Act. | S Rel. | Excusions |
|-----------------|---------|-------------|-----------|--------------------------|
| 3941 | 6/23/43 | 1 | 1 | |
| 3942 | 8/5/43 | ENC-11 1 | 12 | |
| 3943 | 8/3/43 | ENC-11 1 | 12 | |
| 3944 | 8/5/43 | 1 | 1 | |
| 3945 | 8/5/43 | 1 | 1 | |
| 3946 | 8/6/43 | ENC-1 1 | 2 | |
| 3946 | 8/6/43 | 1 | 1 | |
| 3947 | 7/16/43 | ENC-10 2 | | REFER TO DEPT OF JUSTICE |
| 3947 | 8/4/43 | 3 | 3 | |
| 3948 | 9/1/43 | ENC-9 1 | 4 | EXCLUSIONS - NPL |
| 3949 | 8/14/43 | ENC-1 1 | 2 | |
| 3950 | 9/8/43 | ENC-11 1 | 12 | |
| 3951 | 9/7/43 | ENC-9 1 | 3 | |
| 3952 | 9/8/43 | 1 | 1 | |
| 3953 | 9/8/43 | 1 | 1 | |
| 3954 | 9/7/43 | ENC-11 1 | 12 | |
| 3955 | 9/1/43 | ENC-1 2 | 3 | |
| 3956 | 9/7/43 | 2 | 2 | |
| 3957 | 9/3/43 | 16 | 0 | DENIED NP |
| NOT RECORDED | 10/9/43 | 1 | 1 | |



LAH:BG

Federal Bureau of Investigation
United States Department of Justice
Washington, D. C.

June 23, 1943

MEMORANDUM FOR THE DIRECTOR

Mr. Newman

- Mr. C. A. Tamm _____
- Mr. E. A. Tamm _____
- Mr. Glavin _____
- Mr. Nichols _____
- Mr. Tracy _____
- Mr. Rosen _____
- Mr. Carson _____
- Mr. Coffey _____
- Mr. Hendon _____
- Mr. Holloman _____
- Mr. Quinn Tamm _____
- Mr. Harbo _____
- Tele. Room _____
- Mr. Nease _____
- Miss Gandy _____

The Executives Conference, those present being Messrs. E. A. Tamm, Nichols, Carson, Tracy, Ladd, Rosen, Hendon, Glavin and Hince, considered the suggestion of Special Agent in Charge S. J. Drayton that the Chicago office be permitted to utilize a form letter for the purpose of communicating with police departments in the making of requests for verification of the resident addresses of custodial detention subjects.

The Conference considered that the letter was a desirable one and that there is a sufficient use of such letters to justify the utilization of a form. The Conference believed, however, that the form should be made more general so as to apply to the field as a whole and that the field should be advised of the existence of such a form so that it might be used.

RECOMMENDATION: If approved, the form letter, as amended and attached, will be made available to the field.

Respectfully,
FOR THE CONFERENCE

Clyde Tolson
Chairman

W. R. Glavin
Secretary

Quanta - Untitled

*Approved for the Director
EAG 6/24/43*

cc-Mr. Glavin

RECORDED & INDEXED

100-2-3941
35 AUG 4 1943

COPIES DESTROYED
R472 AUG 2 1962

*143 113
AUG 10 1943*

AUG - 5 1943

LEW:em
8/3/43

ll
Controlled Distribution, Sent

MEMORANDUM FOR THE ATTORNEY GENERAL

In connection with the apprehension of German, Japanese, Italian, Rumanian, Hungarian and Bulgarian individuals, there is attached hereto a summary report reflecting the number of apprehensions by Field Offices.

Respectfully,

John Edgar Hoover
Director

RECORDED

100-2-3942

| | |
|------------|---------|
| 8 | 1 |
| AUG 6 1943 | |
| SEARCHED | INDEXED |
| SERIALIZED | FILED |

Enclosure

- Mr. Tolson _____
- Mr. E. A. Tamm _____
- Mr. Clegg _____
- Mr. Coffey _____
- Mr. Glavin _____
- Mr. Ladd _____
- Mr. Nichols _____
- Mr. Rosen _____
- Mr. Tracy _____
- Mr. Carson _____
- Mr. Harbo _____
- Mr. Hendon _____
- Mr. McGuire _____
- Mr. Mumford _____
- Mr. Piper _____
- Mr. Quinn Tamm _____
- Mr. Nease _____
- Miss Gandy _____

ENCL. 2

H/ell

[Large handwritten signature]

*10-45 am
8-5-43
(6)*

280

113

APPENDIX III

December 7, 1941 to August 3, 1943

| | Arrests of ALL Aliens Reported | | | Arrests of ALL Citizens Reported | | | Grand Total |
|------------|--------------------------------|------------|--------|----------------------------------|------------|-------|-------------|
| | Previous | Additional | Total | Previous | Additional | Total | |
| Germans | ** 5,655 | * 172 | 5,827 | 216 | 0 | 216 | 5,973 |
| Japanese | 5,234 | 46 | 5,280 | 537 | 23 | 560 | 5,840 |
| Italians | ** 3,490 | * 6 | 3,496 | 26 | 0 | 26 | 3,522 |
| Dutchmans | 11 | 0 | 11 | 0 | 0 | 0 | 11 |
| Magyarians | 11 | 0 | 11 | 0 | 0 | 0 | 11 |
| Bulgarians | 1 | 0 | 1 | 0 | 0 | 0 | 1 |
| Total | 14,432 | 224 | 14,656 | 679 | 23 | 702 | 15,258 |

Grand Total 15,258

* Includes 53 German Citizens
 * Includes 106 German Citizens
 ** Includes 1,204 Italian Citizens
 ** Includes 6 Italian Citizens

- Mr. Tolson _____
- Mr. E.A. Tamm _____
- Mr. Clegg _____
- Mr. Coffey _____
- Mr. Glavin _____
- Mr. Ladd _____
- Mr. Nichols _____
- Mr. Rosen _____
- Mr. Tracy _____
- Mr. Carson _____
- Mr. Harbo _____
- Mr. Hendon _____
- Mr. McGuire _____
- Mr. Mumford _____
- Mr. Piper _____
- Mr. Quinn Tamm _____
- Mr. Nease _____
- Miss Gandy _____

ENCLOSURE

100-2-207

2-1

APPROVISIONS BY FIELD OFFICES

December 7, 1941 to August 3, 1943

| | <u>ARRESTS OF ALL ALIENS DETAINED</u> | | | <u>ARRESTS OF ALL CITIZENS REPORTED</u> | | | Grand Total |
|-------------------|---------------------------------------|------------|-------|---|------------|-------|-------------|
| | Previous | Additional | Total | Previous | Additional | Total | |
| <u>ALBANY</u> | | | | | | | |
| Germans | 72 | 0 | 72 | None | | | 72 |
| Japanese | 3 | 0 | 3 | None | | | 3 |
| Italians | 41 | 0 | 41 | None | | | 41 |
| Total | 116 | 0 | 116 | None | | | 116 |
| <u>ATLANTA</u> | | | | | | | |
| Germans | 42 | 0 | 42 | None | | | 42 |
| Japanese | 3 | 0 | 3 | None | | | 3 |
| Italians | 32 | 0 | 32 | None | | | 32 |
| Hungarians | 1 | 0 | 1 | None | | | 1 |
| Total | 78 | 0 | 78 | None | | | 78 |
| <u>BALTIMORE</u> | | | | | | | |
| Germans | 50 | 0 | 50 | 2 | 0 | 2 | 52 |
| Japanese | 1 | 0 | 1 | None | | | 1 |
| Italians | 41 | 0 | 41 | 1 | 0 | 1 | 42 |
| Hungarians | 1 | 0 | 1 | None | | | 1 |
| Total | 93 | 0 | 93 | 3 | 0 | 3 | 96 |
| <u>BIRMINGHAM</u> | | | | | | | |
| Germans | 29 | 0 | 29 | None | | | 29 |
| Japanese | 3 | 0 | 3 | None | | | 3 |
| Italians | 22 | 0 | 22 | None | | | 22 |
| Total | 54 | 0 | 54 | None | | | 54 |
| <u>BOSTON</u> | | | | | | | |
| Germans | 50 | 2 | 52 | None | | | 52 |
| Japanese | 10 | 0 | 10 | None | | | 10 |
| Italians | 24 | 0 | 24 | None | | | 24 |
| Total | 84 | 2 | 86 | None | | | 86 |

282

December 7, 1941 to August 3, 1943

- 2 -

DETROIT

| | | | | | | | |
|----------|----|---|----|------|--|--|----|
| Germans | 44 | 1 | 45 | None | | | 45 |
| Japanese | 5 | 0 | 5 | None | | | 5 |
| Italians | 19 | 0 | 19 | None | | | 19 |
| Total | 68 | 1 | 69 | None | | | 69 |

INDIANAPOLIS

| | | | | | | | |
|----------|----|---|----|------|--|--|----|
| Germans | 27 | 0 | 27 | None | | | 27 |
| Japanese | 12 | 0 | 12 | None | | | 12 |
| Italians | 12 | 0 | 12 | None | | | 12 |
| Total | 57 | 0 | 57 | None | | | 57 |

CHICAGO

| | | | | | | | |
|----------|------|---|----|------|--|--|----|
| Germans | 27 | 0 | 27 | None | | | 27 |
| Japanese | None | | | None | | | |
| Italians | 18 | 0 | 18 | None | | | 18 |
| Total | 45 | 0 | 45 | None | | | 45 |

CHICAGO

| | | | | | | | |
|----------|-----|---|-----|------|---|---|-----|
| Germans | 260 | 2 | 262 | 2 | 0 | 2 | 264 |
| Japanese | 8 | 1 | 9 | 1 | 0 | 1 | 10 |
| Italians | 7 | 0 | 7 | None | | | 7 |
| Total | 275 | 3 | 278 | 3 | 0 | 3 | 281 |

BIRMINGHAM

| | | | | | | | |
|----------|----|---|----|------|--|--|----|
| Germans | 61 | 3 | 64 | None | | | 64 |
| Japanese | 1 | 0 | 1 | None | | | 1 |
| Italians | 25 | 0 | 25 | None | | | 25 |
| Total | 87 | 3 | 90 | None | | | 90 |

CLEVELAND

| | | | | | | | |
|------------|-----|---|-----|------|---|---|-----|
| Germans | 67 | 0 | 67 | None | | | 67 |
| Japanese | 5 | 0 | 5 | None | | | 5 |
| Italians | 47 | 0 | 47 | 2 | 0 | 2 | 49 |
| Rumanians | 2 | 0 | 2 | None | | | 2 |
| Hungarians | 3 | 0 | 3 | None | | | 3 |
| Total | 124 | 0 | 124 | 2 | 0 | 2 | 126 |

73

December 7, 1941 to August 3, 1943

BALBOA

| | | | | | | | |
|----------|-----|---|-----|------|---|---|-----|
| Germans | 54 | 0 | 54 | 1 | 0 | 1 | 55 |
| Japanese | 13 | 0 | 13 | 3 | 0 | 3 | 16 |
| Italians | 33 | 0 | 33 | None | | | 33 |
| Total | 100 | 0 | 100 | 4 | 0 | 4 | 104 |

LEWIS

| | | | | | | | |
|----------|----|---|----|------|--|--|----|
| Germans | 13 | 1 | 14 | None | | | 14 |
| Japanese | 14 | 0 | 14 | None | | | 14 |
| Italians | 1 | 0 | 1 | None | | | 1 |
| Total | 28 | 1 | 29 | None | | | 29 |

DES MOINES

| | | | | | | | |
|----------|----|---|----|------|--|--|----|
| Germans | 17 | 0 | 17 | None | | | 17 |
| Japanese | 1 | 0 | 1 | None | | | 1 |
| Italians | 1 | 0 | 1 | None | | | 1 |
| Total | 19 | 0 | 19 | None | | | 19 |

DETROIT

| | | | | | | | |
|------------|------|---|----|------|---|---|----|
| Germans | 65 | 2 | 67 | 2 | 0 | 2 | 69 |
| Japanese | None | | | 1 | 0 | 1 | 6 |
| Italians | 5 | 0 | 5 | | | | 5 |
| Rumanians | 2 | 0 | 2 | None | | | 2 |
| Bulgarians | 1 | 0 | 1 | None | | | 1 |
| Total | 73 | 2 | 75 | 3 | 0 | 3 | 78 |

EL PASO

| | | | | | | | |
|----------|----|---|----|------|---|---|----|
| Germans | 25 | 0 | 25 | 1 | 0 | 1 | 26 |
| Japanese | 33 | 0 | 33 | None | | | 33 |
| Italians | 17 | 0 | 17 | 4 | 0 | 4 | 21 |
| Total | 75 | 0 | 75 | 5 | 0 | 5 | 80 |

GRAND RAPIDS

| | | | | | | | |
|----------|------|---|----|---|---|---|----|
| Germans | 13 | 0 | 13 | 1 | 0 | 1 | 14 |
| Japanese | None | | | | | | |
| Italians | None | | | | | | |
| Total | 13 | 0 | 13 | 1 | 0 | 1 | 14 |

284

December 7, 1941 to August 3, 1943

- 4 -

| | | | | | | | |
|-----------------------|------------|-----------|------------|-------------|-----------|------------|--------------|
| <u>BRITAIN</u> | | | | | | | |
| Germans | 73 | 0 | 73 | 45 | 0 | 45 | 118 |
| Japanese | 779 | 45 | 624 | 473 | 23 | 436 | 1,322 |
| Italians | 14 | 0 | 14 | 3 | 0 | 3 | 17 |
| Total | 866 | 45 | 911 | 521 | 23 | 544 | 1,457 |
| <u>INDIA</u> | | | | | | | |
| Germans | 174 | 0 | 174 | None | | | 174 |
| Japanese | 62 | 0 | 62 | None | | | 62 |
| Italians | 63 | 0 | 63 | 1 | 0 | 1 | 64 |
| Total | 299 | 0 | 299 | 1 | 0 | 1 | 300 |
| <u>INDONESIA</u> | | | | | | | |
| Germans | 11 | 0 | 11 | None | | | 11 |
| Japanese | 3 | 0 | 3 | None | | | 3 |
| Italians | 4 | 0 | 4 | 2 | 0 | 2 | 6 |
| Total | 18 | 0 | 18 | 2 | 0 | 2 | 20 |
| <u>INDONESIA/OLAS</u> | | | | | | | |
| Germans | 27 | 0 | 27 | None | | | 27 |
| Japanese | None | | | None | | | 5 |
| Italians | 5 | 0 | 5 | None | | | 5 |
| Total | 32 | 0 | 32 | None | | | 32 |
| <u>INDONESIA</u> | | | | | | | |
| Germans | 7 | 0 | 7 | None | | | 7 |
| Japanese | None | | | None | | | 1 |
| Italians | 1 | 0 | 1 | None | | | 1 |
| Total | 8 | 0 | 8 | None | | | 8 |
| <u>JAPAN</u> | | | | | | | |
| Germans | 2 | 0 | 2 | None | | | 2 |
| Japanese | 9 | 0 | 9 | None | | | 9 |
| Italians | None | | | | | | |
| Total | 11 | 0 | 11 | None | | | 11 |

255

December 7, 1941 to August 3, 1943

KANSAS CITY

| | | | | | | |
|--------------|-----------|----------|-----------|-------------|--|-----------|
| German | 34 | 0 | 34 | None | | 34 |
| Japanese | 1 | 0 | 1 | None | | 1 |
| Italians | 6 | 0 | 6 | None | | 6 |
| Total | 41 | 0 | 41 | None | | 41 |

INDIANAPOLIS

| | | | | | | |
|--------------|----------|----------|----------|-------------|--|----------|
| German | 1 | 0 | 1 | None | | 1 |
| Japanese | None | | | | | |
| Italians | None | | | | | |
| Total | 1 | 0 | 1 | None | | 1 |

LITTLE ROCK

| | | | | | | |
|--------------|----------|----------|----------|-------------|--|----------|
| German | 6 | 0 | 6 | None | | 6 |
| Japanese | 1 | 0 | 1 | None | | 1 |
| Italians | 1 | 0 | 1 | None | | 1 |
| Total | 8 | 0 | 8 | None | | 8 |

LOS ANGELES

| | | | | | | | |
|--------------|--------------|----------|--------------|-----------|----------|-----------|--------------|
| German | 192 | 0 | 192 | 16 | 0 | 16 | 198 |
| Japanese | 2,029 | 0 | 2,029 | 14 | 0 | 14 | 2,043 |
| Italians | 241 | 0 | 241 | 1 | 0 | 1 | 242 |
| Total | 2,352 | 0 | 2,352 | 31 | 0 | 31 | 2,383 |

LOUISVILLE

| | | | | | | | |
|--------------|-----------|----------|-----------|----------|----------|----------|-----------|
| German | 17 | 0 | 17 | 1 | 0 | 1 | 18 |
| Japanese | 1 | 0 | 1 | None | | | 1 |
| Italians | None | | | | | | |
| Total | 18 | 0 | 18 | 1 | 0 | 1 | 19 |

MEMPHIS

| | | | | | | |
|--------------|----------|----------|----------|-------------|--|----------|
| German | 8 | 0 | 8 | None | | 8 |
| Japanese | None | | | | | |
| Italians | 1 | 0 | 1 | None | | 1 |
| Total | 9 | 0 | 9 | None | | 9 |

December 7, 1941 to August 3, 1943

| | | | | | | | |
|--------------------|--------------|-----------|--------------|-------------|----------|-----------|--------------|
| <u>MIAMI</u> | | | | | | | |
| Germans | 155 | 2 | 157 | 2 | 0 | 2 | 159 |
| Japanese | 29 | 0 | 29 | None | | | 29 |
| Italians | 212 | 0 | 212 | None | | | 212 |
| Total | 396 | 2 | 398 | 2 | 0 | 2 | 400 |
| <u>MILWAUKEE</u> | | | | | | | |
| Germans | 104 | 0 | 104 | 1 | 0 | 1 | 105 |
| Japanese | None | | | | | | |
| Italians | 1 | 0 | 1 | None | | | 1 |
| Total | 105 | 0 | 105 | 1 | 0 | 1 | 106 |
| <u>NEWARK</u> | | | | | | | |
| Germans | 653 | 3 | 656 | 3 | 0 | 3 | 659 |
| Japanese | 47 | 0 | 47 | 1 | 0 | 1 | 48 |
| Italians | 30 | 0 | 30 | None | | | 30 |
| Rumanians | 1 | 0 | 1 | None | | | 1 |
| Total | 731 | 3 | 731 | 4 | 0 | 4 | 738 |
| <u>NEW WAYNE</u> | | | | | | | |
| Germans | 83 | 0 | 83 | None | | | 83 |
| Japanese | 31 | 0 | 31 | None | | | 31 |
| Italians | 30 | 0 | 30 | None | | | 30 |
| Total | 144 | 0 | 144 | None | | | 144 |
| <u>NEW ORLEANS</u> | | | | | | | |
| Germans | 46 | 0 | 46 | None | | | 46 |
| Japanese | 9 | 0 | 9 | None | | | 9 |
| Italians | 233 | 0 | 233 | None | | | 233 |
| Total | 298 | 0 | 298 | None | | | 298 |
| <u>NEW YORK</u> | | | | | | | |
| Germans | 1,830 | 46 | 1,876 | 4 | 0 | 4 | 1,880 |
| Japanese | 380 | 0 | 380 | 8 | 0 | 8 | 388 |
| Italians | 401 | 0 | 401 | 5 | 0 | 5 | 406 |
| Rumanians | 3 | 0 | 3 | None | | | 3 |
| Hungarians | 5 | 0 | 5 | None | | | 5 |
| Total | 2,619 | 46 | 2,665 | 17 | 0 | 17 | 2,682 |

27

December 7, 1941 to August 3, 1943

- 7 -

MINNEAPOLIS

| | | | | | | | |
|----------|----|---|----|------|--|--|----|
| German | 13 | 0 | 13 | None | | | 13 |
| Japanese | 31 | 0 | 31 | None | | | 31 |
| Italians | 12 | 0 | 12 | None | | | 12 |
| Total | 56 | 0 | 56 | None | | | 56 |

OKLAHOMA CITY

| | | | | | | | |
|----------|------|---|----|------|--|--|----|
| German | 9 | 1 | 10 | None | | | 10 |
| Japanese | None | | | | | | |
| Italians | 1 | 0 | 1 | None | | | 1 |
| Total | 10 | 1 | 11 | None | | | 11 |

OMAHA

| | | | | | | | |
|----------|---|---|---|------|---|---|---|
| German | 2 | 0 | 2 | 1 | 0 | 1 | 3 |
| Japanese | 3 | 0 | 3 | None | | | 3 |
| Italians | 1 | 0 | 1 | None | | | 1 |
| Total | 6 | 0 | 6 | 1 | 0 | 1 | 7 |

PHILADELPHIA

| | | | | | | | |
|------------|-----|---|-----|------|---|----|-----|
| German | 273 | 2 | 275 | 10 | 0 | 10 | 285 |
| Japanese | 30 | 0 | 30 | 1 | 0 | 1 | 31 |
| Italians | 80 | 0 | 80 | None | | | 80 |
| Rumanians | 1 | 0 | 1 | None | | | 1 |
| Hungarians | 1 | 0 | 1 | None | | | 1 |
| Total | 385 | 2 | 387 | 11 | 0 | 11 | 398 |

PHOENIX

| | | | | | | | |
|----------|-----|---|-----|------|---|---|-----|
| German | 39 | 0 | 39 | 1 | 0 | 1 | 40 |
| Japanese | 70 | 0 | 70 | 3 | 0 | 3 | 73 |
| Italians | 31 | 0 | 31 | None | | | 31 |
| Total | 140 | 0 | 140 | 4 | 0 | 4 | 144 |

PITTSBURGH

| | | | | | | | |
|----------|------|---|-----|---|---|---|-----|
| German | 77 | 0 | 77 | 7 | 0 | 7 | 84 |
| Japanese | None | | | | | | |
| Italians | 33 | 0 | 33 | 1 | 0 | 1 | 34 |
| Total | 110 | 0 | 110 | 8 | 0 | 8 | 118 |

278

December 7, 1941 to August 3, 1943

- 6 -

| | | | | | | | |
|-----------------------|------------|----------|------------|-------------|----------|-----------|------------|
| <u>BALTIMORE</u> | | | | | | | |
| Germans | 130 | 0 | 130 | 1 | 0 | 1 | 231 |
| Japanese | 103 | 0 | 103 | 1 | 0 | 1 | 204 |
| Italians | 33 | 0 | 33 | None | | | 33 |
| Rumanians | 1 | 0 | 1 | None | | | 1 |
| Total | 267 | 0 | 267 | 2 | 0 | 2 | 269 |
| <u>BROOKLYN</u> | | | | | | | |
| Germans | 8 | 0 | 8 | None | | | 8 |
| Japanese | 1 | 0 | 1 | None | | | 1 |
| Italians | 2 | 0 | 2 | None | | | 2 |
| Total | 11 | 0 | 11 | None | | | 11 |
| <u>BIRMINGHAM</u> | | | | | | | |
| Germans | 29 | 0 | 29 | None | | | 29 |
| Japanese | None | | | | | | |
| Italians | 26 | 0 | 26 | None | | | 26 |
| Total | 55 | 0 | 55 | None | | | 55 |
| <u>ST. LOUIS</u> | | | | | | | |
| Germans | 43 | 0 | 43 | 4 | 0 | 4 | 47 |
| Japanese | 1 | 0 | 1 | None | | | 1 |
| Italians | 10 | 0 | 10 | None | | | 10 |
| Total | 54 | 0 | 54 | 4 | 0 | 4 | 58 |
| <u>ST. PAUL</u> | | | | | | | |
| Germans | 21 | 0 | 21 | None | | | 21 |
| Japanese | 2 | 0 | 2 | None | | | 2 |
| Italians | None | | | | | | |
| Total | 23 | 0 | 23 | None | | | 23 |
| <u>SALT LAKE CITY</u> | | | | | | | |
| Germans | 35 | 0 | 35 | None | | | 35 |
| Japanese | 157 | 0 | 157 | 10 | 0 | 10 | 167 |
| Italians | 16 | 0 | 16 | 2 | 0 | 2 | 18 |
| Total | 208 | 0 | 208 | 12 | 0 | 12 | 220 |

289

December 7, 1941 to August 3, 1943

- 9 -

SAN ANTONIO

| | | | | | | | |
|----------|----|---|----|------|---|---|----|
| Germans | 34 | 0 | 34 | 2 | 0 | 2 | 36 |
| Japanese | 9 | 0 | 9 | None | | | 9 |
| Italians | 17 | 0 | 17 | None | | | 17 |
| Total | 60 | 0 | 60 | 2 | 0 | 2 | 62 |

SAN DIEGO

| | | | | | | | |
|----------|-----|---|-----|------|---|---|-----|
| Germans | 37 | 0 | 37 | None | | | 37 |
| Japanese | 270 | 0 | 270 | 2 | 0 | 2 | 272 |
| Italians | 6 | 0 | 6 | None | | | 6 |
| Total | 313 | 0 | 313 | 2 | 0 | 2 | 315 |

SAN FRANCISCO

| | | | | | | | |
|----------|-------|---|-------|----|---|----|-------|
| Germans | 318 | 1 | 319 | 6 | 0 | 6 | 325 |
| Japanese | 626 | 0 | 626 | 13 | 0 | 13 | 639 |
| Italians | 452 | 0 | 452 | 5 | 0 | 5 | 457 |
| Total | 1,396 | 1 | 1,397 | 24 | 0 | 24 | 1,421 |

SAN JUAN

| | | | | | | | |
|----------|----|---|----|------|---|---|----|
| Germans | 21 | 0 | 21 | 1 | 0 | 1 | 22 |
| Japanese | 1 | 0 | 1 | None | | | 1 |
| Italians | 5 | 0 | 5 | 2 | 0 | 2 | 7 |
| Total | 29 | 0 | 29 | 3 | 0 | 3 | 32 |

SAVANNAH

| | | | | | | | |
|----------|-----|---|-----|------|--|--|-----|
| Germans | 62 | 0 | 62 | None | | | 62 |
| Japanese | 6 | 0 | 6 | None | | | 6 |
| Italians | 33 | 0 | 33 | None | | | 33 |
| Total | 101 | 0 | 101 | None | | | 101 |

SEATTLE

| | | | | | | | |
|----------|-----|---|-----|------|---|---|-----|
| Germans | 112 | 0 | 112 | 2 | 0 | 2 | 114 |
| Japanese | 413 | 0 | 413 | 7 | 0 | 7 | 420 |
| Italians | 32 | 0 | 32 | None | | | 32 |
| Total | 557 | 0 | 557 | 9 | 0 | 9 | 566 |

290

December 7, 1941 to August 3, 1943

- 13 -

SENY FALLS

| | | | | | |
|--------------|-----------|----------|-----------|-------------|-----------|
| German | 12 | 0 | 12 | None | 12 |
| Japanese | 1 | 0 | 1 | None | 1 |
| Italians | None | | | | |
| Total | 13 | 0 | 13 | None | 13 |

SPRINGFIELD

| | | | | | |
|--------------|-----------|----------|-----------|-------------|-----------|
| German | 10 | 0 | 10 | None | 10 |
| Japanese | 2 | 0 | 2 | None | 2 |
| Italians | 4 | 0 | 4 | None | 4 |
| Total | 16 | 0 | 16 | None | 16 |

WASHINGTON FIELD

| | | | | | |
|--------------|-----------|----------|-----------|-------------|-----------|
| German | 12 | 0 | 12 | None | 12 |
| Japanese | 9 | 0 | 9 | None | 9 |
| Italians | 5 | 0 | 5 | None | 5 |
| Hungarians | 1 | 0 | 1 | None | 1 |
| Total | 27 | 0 | 27 | None | 27 |

Apprehensions of Enemy

BALTIMORE (Fort Howard)

| | | | | |
|--------|---|---|---|------|
| German | 1 | 0 | 1 | None |
|--------|---|---|---|------|

DETROIT (Fort Cassin)

| | | | | |
|----------|-------|---|-------|------|
| Italians | 1,204 | 6 | 1,210 | None |
|----------|-------|---|-------|------|

SENY FALLS (Fort Lincoln)

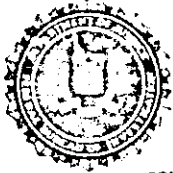
| | | | | |
|--------|----|-----|-----|------|
| German | 58 | 106 | 164 | None |
|--------|----|-----|-----|------|

291

T I I

JOHN EDGAR HOOVER
DIRECTOR

CC-287



Federal Bureau of Investigation
United States Department of Justice
Washington, D. C.

HWS:zmn
5:30 p.m.

August 3, 1943

- Mr. Tolson
- Mr. E. A. Tamm
- Mr. Clegg
- Mr. Glavin
- Mr. Ladd
- Mr. Nichols
- Mr. Rosen
- Mr. Tracy
- Mr. Carson
- Mr. Coffey
- Mr. Hendon
- Mr. Kramer
- Mr. McGuire
- Mr. Harbo
- Mr. Quinn Tamm
- Tele. Room
- Mr. Nease
- Miss Beahm
- Miss Gandy

MEMORANDUM FOR THE DIRECTOR

RE: APPREHENSIONS OF ENEMY ALIENS

With reference to my previous memoranda reflecting the apprehension of enemy aliens and American citizens with enemy sympathies, there is attached hereto a supplemental summary report reflecting the results of information received from the Field.

Respectfully,

D. M. Ladd
D. M. Ladd *Jim*

Enclosure

lu
2-ENCL.
527

RECORDED

lu
100-2-3943
F B I
32 AUG 6 1943



143

COPIES DESTROYED
R472 AUG 2 1962

14 1040

242

0 Enclosed 10/11/43 - P. 10/11/43 - J. 10/11/43

APPREHENSIONS

December 7, 1941 to August 3, 1943

| | <u>Arrests of All Aliens Reported</u> | | | <u>Arrests of All Citizens Reported</u> | | | <u>Grand Total</u> |
|------------|---------------------------------------|-------------------|--------------|---|-------------------|--------------|---------------------------|
| | <u>Previous</u> | <u>Additional</u> | <u>Total</u> | <u>Previous</u> | <u>Additional</u> | <u>Total</u> | |
| Germans | ** 5,685 | * 172 | 5,857 | 116 | 0 | 116 | 5,973 |
| Japanese | 5,234 | 46 | 5,280 | 537 | 23 | 560 | 5,840 |
| Italians | ** 3,490 | * 6 | 3,496 | 26 | 0 | 26 | 3,522 |
| Rumanians | 11 | 0 | 11 | 0 | 0 | 0 | 11 |
| Hungarians | 11 | 0 | 11 | 0 | 0 | 0 | 11 |
| Bulgarians | <u>1</u> | <u>0</u> | <u>1</u> | <u>0</u> | <u>0</u> | <u>0</u> | <u>1</u> |
| Total | 14,432 | 224 | 14,656 | 679 | 23 | <u>702</u> | <u>Grand Total 15,358</u> |

** Includes 59 German Seamen

* " 106 " "

** Includes 1,204 Italian Seamen
* " 6 " "

ENCLOSURE 100-2-3943

293

COPIED
K 472 200 2 1942

APPREHENSIONS BY FIELD OFFICES

December 7, 1941 to August 3, 1943

| | <u>ARRESTS OF ALL ALIENS REPORTED</u> | | | <u>ARRESTS OF ALL CITIZENS REPORTED</u> | | | Grand Total |
|-------------------|---------------------------------------|------------|-------|---|------------|-------|-------------|
| | Previous | Additional | Total | Previous | Additional | Total | |
| <u>ALBANY</u> | | | | | | | |
| Germans | 72 | 0 | 72 | None | | | 72 |
| Japanese | 3 | 0 | 3 | None | | | 3 |
| Italians | 41 | 0 | 41 | None | | | 41 |
| Total | 116 | 0 | 116 | None | | | 116 |
| <u>ATLANTA</u> | | | | | | | |
| Germans | 42 | 0 | 42 | None | | | 42 |
| Japanese | 3 | 0 | 3 | None | | | 3 |
| Italians | 32 | 0 | 32 | None | | | 32 |
| Rumanians | 1 | 0 | 1 | None | | | 1 |
| Total | 78 | 0 | 78 | None | | | 78 |
| <u>BALTIMORE</u> | | | | | | | |
| Germans | 50 | 0 | 50 | 2 | 0 | 2 | 52 |
| Japanese | 1 | 0 | 1 | None | | | 1 |
| Italians | 41 | 0 | 41 | 1 | 0 | 1 | 42 |
| Hungarians | 1 | 0 | 1 | None | | | 1 |
| Total | 93 | 0 | 93 | 3 | 0 | 3 | 96 |
| <u>BIRMINGHAM</u> | | | | | | | |
| Germans | 29 | 0 | 29 | None | | | 29 |
| Japanese | 3 | 0 | 3 | None | | | 3 |
| Italians | 22 | 0 | 22 | None | | | 22 |
| Total | 54 | 0 | 54 | None | | | 54 |
| <u>BOSTON</u> | | | | | | | |
| Germans | 50 | 2 | 52 | None | | | 52 |
| Japanese | 10 | 0 | 10 | None | | | 10 |
| Italians | 24 | 0 | 24 | None | | | 24 |
| Total | 84 | 2 | 86 | None | | | 86 |

COPIES DESTROYED
 RATE 100-100000

294

December 7, 1941 to August 3, 1943

- 2 -

BUFFALO

| | | | | | | |
|----------|----|---|----|------|--|----|
| Germans | 44 | 1 | 45 | None | | 45 |
| Japanese | 5 | 0 | 5 | None | | 5 |
| Italians | 19 | 0 | 19 | None | | 19 |
| Total | 68 | 1 | 69 | None | | 69 |

BUTTE

| | | | | | | |
|----------|----|---|----|------|--|----|
| Germans | 27 | 0 | 27 | None | | 27 |
| Japanese | 18 | 0 | 18 | None | | 18 |
| Italians | 12 | 0 | 12 | None | | 12 |
| Total | 57 | 0 | 57 | None | | 57 |

CHARLOTTE

| | | | | | | |
|----------|------|---|----|------|--|----|
| Germans | 27 | 0 | 27 | None | | 27 |
| Japanese | None | | | None | | |
| Italians | 18 | 0 | 18 | None | | 18 |
| Total | 45 | 0 | 45 | None | | 45 |

CHICAGO

| | | | | | | | |
|----------|-----|---|-----|------|---|---|-----|
| Germans | 260 | 2 | 262 | 2 | 0 | 2 | 264 |
| Japanese | 8 | 1 | 9 | 1 | 0 | 1 | 10 |
| Italians | 7 | 0 | 7 | None | | | 7 |
| Total | 275 | 3 | 278 | 3 | 0 | 3 | 281 |

CINCINNATI

| | | | | | | | |
|----------|----|---|----|------|--|--|----|
| Germans | 61 | 3 | 64 | None | | | 64 |
| Japanese | 1 | 0 | 1 | None | | | 1 |
| Italians | 25 | 0 | 25 | None | | | 25 |
| Total | 87 | 3 | 90 | None | | | 90 |

CLEVELAND

| | | | | | | | |
|------------|-----|---|-----|------|---|---|-----|
| Germans | 67 | 0 | 67 | None | | | 67 |
| Japanese | 5 | 0 | 5 | None | | | 5 |
| Italians | 47 | 0 | 47 | 2 | 0 | 2 | 49 |
| Rumanians | 2 | 0 | 2 | None | | | 2 |
| Hungarians | 3 | 0 | 3 | None | | | 3 |
| Total | 124 | 0 | 124 | 2 | 0 | 2 | 126 |

295

December 7, 1941 to August 3, 1943

- 3 -

DALLAS

| | | | | | | | |
|----------|-----|---|-----|------|---|---|-----|
| Germans | 54 | 0 | 54 | 1 | 0 | 1 | 55 |
| Japanese | 13 | 0 | 13 | 3 | 0 | 3 | 16 |
| Italians | 33 | 0 | 33 | None | | | 33 |
| Total | 100 | 0 | 100 | 4 | 0 | 4 | 104 |

DENVER

| | | | | | | | |
|----------|----|---|----|------|--|--|----|
| Germans | 13 | 1 | 14 | None | | | 14 |
| Japanese | 14 | 0 | 14 | None | | | 14 |
| Italians | 1 | 0 | 1 | None | | | 1 |
| Total | 28 | 1 | 29 | None | | | 29 |

DES MOINES

| | | | | | | | |
|----------|----|---|----|------|--|--|----|
| Germans | 17 | 0 | 17 | None | | | 17 |
| Japanese | 1 | 0 | 1 | None | | | 1 |
| Italians | 1 | 0 | 1 | None | | | 1 |
| Total | 19 | 0 | 19 | None | | | 19 |

DETROIT

| | | | | | | | |
|------------|------|---|----|------|---|---|----|
| Germans | 65 | 2 | 67 | 2 | 0 | 2 | 69 |
| Japanese | None | | | | | | |
| Italians | 5 | 0 | 5 | 1 | 0 | 1 | 6 |
| Rumanians | 2 | 0 | 2 | None | | | 2 |
| Bulgarians | 1 | 0 | 1 | None | | | 1 |
| Total | 73 | 2 | 75 | 3 | 0 | 3 | 78 |

EL PASO

| | | | | | | | |
|----------|----|---|----|------|---|---|----|
| Germans | 25 | 0 | 25 | 1 | 0 | 1 | 26 |
| Japanese | 33 | 0 | 33 | None | | | 33 |
| Italians | 17 | 0 | 17 | 4 | 0 | 4 | 21 |
| Total | 75 | 0 | 75 | 5 | 0 | 5 | 80 |

GRAND RAPIDS

| | | | | | | | |
|----------|------|---|----|---|---|---|----|
| Germans | 13 | 0 | 13 | 1 | 0 | 1 | 14 |
| Japanese | None | | | | | | |
| Italians | None | | | | | | |
| Total | 13 | 0 | 13 | 1 | 0 | 1 | 14 |

276



December 7, 1941 to August 3, 1943

- 4 -

HONOLULU

| | | | | | | | |
|----------|-----|----|-----|-----|----|-----|-------|
| Germans | 73 | 0 | 73 | 45 | 0 | 45 | 118 |
| Japanese | 779 | 45 | 824 | 473 | 23 | 496 | 1,322 |
| Italians | 14 | 0 | 14 | 3 | 0 | 3 | 17 |
| Total | 866 | 45 | 911 | 521 | 23 | 544 | 1,457 |

HOUSTON

| | | | | | | | |
|----------|-----|---|-----|------|---|---|-----|
| Germans | 174 | 0 | 174 | None | | | 174 |
| Japanese | 62 | 0 | 62 | None | | | 62 |
| Italians | 63 | 0 | 63 | 1 | 0 | 1 | 64 |
| Total | 299 | 0 | 299 | 1 | 0 | 1 | 300 |

HUNTINGTON

| | | | | | | | |
|----------|----|---|----|------|---|---|----|
| Germans | 11 | 0 | 11 | None | | | 11 |
| Japanese | 3 | 0 | 3 | None | | | 3 |
| Italians | 4 | 0 | 4 | 2 | 0 | 2 | 6 |
| Total | 18 | 0 | 18 | 2 | 0 | 2 | 20 |

INDIANAPOLIS

| | | | | | | | |
|----------|------|---|----|------|--|--|----|
| Germans | 27 | 0 | 27 | None | | | 27 |
| Japanese | None | | | | | | |
| Italians | 5 | 0 | 5 | None | | | 5 |
| Total | 32 | 0 | 32 | None | | | 32 |

JACKSON

| | | | | | | | |
|----------|------|---|---|------|--|--|---|
| Germans | 7 | 0 | 7 | None | | | 7 |
| Japanese | None | | | | | | |
| Italians | 1 | 0 | 1 | None | | | 1 |
| Total | 8 | 0 | 8 | None | | | 8 |

JUNEAU

| | | | | | | | |
|----------|------|---|----|------|--|--|----|
| Germans | 2 | 0 | 2 | None | | | 2 |
| Japanese | 9 | 0 | 9 | None | | | 9 |
| Italians | None | | | | | | |
| Total | 11 | 0 | 11 | None | | | 11 |

217

December 7, 1941 to August 3, 1943

- 5 -

KANSAS CITY

| | | | | | | |
|----------|----|---|----|------|--|----|
| Germans | 34 | 0 | 34 | None | | 34 |
| Japanese | 1 | 0 | 1 | None | | 1 |
| Italians | 6 | 0 | 6 | None | | 6 |
| Total | 41 | 0 | 41 | None | | 41 |

KNOXVILLE

| | | | | | | |
|----------|------|---|---|------|--|---|
| Germans | 1 | 0 | 1 | None | | 1 |
| Japanese | None | | | | | |
| Italians | None | | | | | |
| Total | 1 | 0 | 1 | None | | 1 |

LITTLE ROCK

| | | | | | | |
|----------|---|---|---|------|--|---|
| Germans | 6 | 0 | 6 | None | | 6 |
| Japanese | 1 | 0 | 1 | None | | 1 |
| Italians | 1 | 0 | 1 | None | | 1 |
| Total | 8 | 0 | 8 | None | | 8 |

LOS ANGELES

| | | | | | | | |
|----------|-------|---|-------|----|---|----|-------|
| Germans | 182 | 0 | 182 | 16 | 0 | 16 | 198 |
| Japanese | 2,029 | 0 | 2,029 | 14 | 0 | 14 | 2,043 |
| Italians | 141 | 0 | 141 | 1 | 0 | 1 | 142 |
| Total | 2,352 | 0 | 2,352 | 31 | 0 | 31 | 2,383 |

LOUISVILLE

| | | | | | | | |
|----------|------|---|----|------|---|---|----|
| Germans | 17 | 0 | 17 | 1 | 0 | 1 | 18 |
| Japanese | 1 | 0 | 1 | None | | | 1 |
| Italians | None | | | | | | |
| Total | 18 | 0 | 18 | 1 | 0 | 1 | 19 |

MEMPHIS

| | | | | | | | |
|----------|------|---|---|------|--|--|---|
| Germans | 8 | 0 | 8 | None | | | 8 |
| Japanese | None | | | | | | |
| Italians | 1 | 0 | 1 | None | | | 1 |
| Total | 9 | 0 | 9 | None | | | 9 |

218

December 7, 1941 to August 3, 1943

- 6 -

MIAMI

| | | | | | | | |
|----------|-----|---|-----|------|---|---|-----|
| Germans | 155 | 2 | 157 | 2 | 0 | 2 | 159 |
| Japanese | 29 | 0 | 29 | None | | | 29 |
| Italians | 212 | 0 | 212 | None | | | 212 |
| Total | 396 | 2 | 398 | 2 | 0 | 2 | 400 |

MILWAUKEE

| | | | | | | | |
|----------|------|---|-----|------|---|---|-----|
| Germans | 104 | 0 | 104 | 1 | 0 | 1 | 105 |
| Japanese | None | | | | | | |
| Italians | 1 | 0 | 1 | None | | | 1 |
| Total | 105 | 0 | 105 | 1 | 0 | 1 | 106 |

NEWARK

| | | | | | | | |
|-----------|-----|---|-----|------|---|---|-----|
| Germans | 653 | 3 | 656 | 3 | 0 | 3 | 659 |
| Japanese | 47 | 0 | 47 | 1 | 0 | 1 | 48 |
| Italians | 30 | 0 | 30 | None | | | 30 |
| Rumanians | 1 | 0 | 1 | None | | | 1 |
| Total | 731 | 3 | 731 | 4 | 0 | 4 | 738 |

NEW HAVEN

| | | | | | | | |
|----------|-----|---|-----|------|--|--|-----|
| Germans | 83 | 0 | 83 | None | | | 83 |
| Japanese | 31 | 0 | 31 | None | | | 31 |
| Italians | 30 | 0 | 30 | None | | | 30 |
| Total | 144 | 0 | 144 | None | | | 144 |

NEW ORLEANS

| | | | | | | | |
|----------|-----|---|-----|------|--|--|-----|
| Germans | 46 | 0 | 46 | None | | | 46 |
| Japanese | 9 | 0 | 9 | None | | | 9 |
| Italians | 233 | 0 | 233 | None | | | 233 |
| Total | 288 | 0 | 288 | None | | | 288 |

NEW YORK

| | | | | | | | |
|------------|-------|----|-------|------|---|----|-------|
| Germans | 1,830 | 46 | 1,876 | 4 | 0 | 4 | 1,880 |
| Japanese | 380 | 0 | 380 | 8 | 0 | 8 | 388 |
| Italians | 401 | 0 | 401 | 5 | 0 | 5 | 406 |
| Rumanians | 3 | 0 | 3 | None | | | 3 |
| Hungarians | 5 | 0 | 5 | None | | | 5 |
| Total | 2,619 | 46 | 2,665 | 17 | 0 | 17 | 2,682 |

294

December 7, 1941 to August 3, 1943

- 7 -

| | | | | | | | |
|----------------------|------|---|-----|------|---|----|-----|
| <u>NORFOLK</u> | | | | | | | |
| Germans | 13 | 0 | 13 | None | | | 13 |
| Japanese | 31 | 0 | 31 | None | | | 31 |
| Italians | 12 | 0 | 12 | None | | | 12 |
| Total | 56 | 0 | 56 | None | | | 56 |
| <u>OKLAHOMA CITY</u> | | | | | | | |
| Germans | 9 | 1 | 10 | None | | | 10 |
| Japanese | None | | | None | | | 1 |
| Italians | 1 | 0 | 1 | None | | | 1 |
| Total | 10 | 1 | 11 | None | | | 11 |
| <u>OMAHA</u> | | | | | | | |
| Germans | 2 | 0 | 2 | 1 | 0 | 1 | 3 |
| Japanese | 3 | 0 | 3 | None | | | 3 |
| Italians | 1 | 0 | 1 | None | | | 1 |
| Total | 6 | 0 | 6 | 1 | 0 | 1 | 7 |
| <u>PHILADELPHIA</u> | | | | | | | |
| Germans | 273 | 2 | 275 | 10 | 0 | 10 | 285 |
| Japanese | 30 | 0 | 30 | 1 | 0 | 1 | 31 |
| Italians | 80 | 0 | 80 | None | | | 80 |
| Rumanians | 1 | 0 | 1 | None | | | 1 |
| Hungarians | 1 | 0 | 1 | None | | | 1 |
| Total | 385 | 2 | 387 | 11 | 0 | 11 | 398 |
| <u>PHOENIX</u> | | | | | | | |
| Germans | 39 | 0 | 39 | 1 | 0 | 1 | 40 |
| Japanese | 70 | 0 | 70 | 3 | 0 | 3 | 73 |
| Italians | 31 | 0 | 31 | None | | | 31 |
| Total | 140 | 0 | 140 | 4 | 0 | 4 | 144 |
| <u>PITTSBURGH</u> | | | | | | | |
| Germans | 77 | 0 | 77 | 7 | 0 | 7 | 84 |
| Japanese | None | | | 1 | 0 | 1 | 34 |
| Italians | 33 | 0 | 33 | None | | | 33 |
| Total | 110 | 0 | 110 | 8 | 0 | 8 | 118 |

320

December 7, 1941 to August 3, 1943

- 8 -

PORTLAND

| | | | | | | | |
|-----------|-----|---|-----|------|---|---|-----|
| Germans | 130 | 0 | 130 | 1 | 0 | 1 | 131 |
| Japanese | 103 | 0 | 103 | 1 | 0 | 1 | 104 |
| Italians | 33 | 0 | 33 | None | | | 33 |
| Rumanians | 1 | 0 | 1 | None | | | 1 |
| Total | 267 | 0 | 267 | 2 | 0 | 2 | 269 |

PROVIDENCE

| | | | | | | | |
|----------|----|---|----|------|--|--|----|
| Germans | 8 | 0 | 8 | None | | | 8 |
| Japanese | 1 | 0 | 1 | None | | | 1 |
| Italians | 2 | 0 | 2 | None | | | 2 |
| Total | 11 | 0 | 11 | None | | | 11 |

RICHMOND

| | | | | | | | |
|----------|------|---|----|------|--|--|----|
| Germans | 29 | 0 | 29 | None | | | 29 |
| Japanese | None | | | | | | |
| Italians | 26 | 0 | 26 | None | | | 26 |
| Total | 55 | 0 | 55 | None | | | 55 |

ST. LOUIS

| | | | | | | | |
|----------|----|---|----|------|---|---|----|
| Germans | 43 | 0 | 43 | 4 | 0 | 4 | 47 |
| Japanese | 1 | 0 | 1 | None | | | 1 |
| Italians | 10 | 0 | 10 | None | | | 10 |
| Total | 54 | 0 | 54 | 4 | 0 | 4 | 58 |

ST. PAUL

| | | | | | | | |
|----------|------|---|----|------|--|--|----|
| Germans | 21 | 0 | 21 | None | | | 21 |
| Japanese | 2 | 0 | 2 | None | | | 2 |
| Italians | None | | | | | | |
| Total | 23 | 0 | 23 | None | | | 23 |

SALT LAKE CITY

| | | | | | | | |
|----------|-----|---|-----|------|---|----|-----|
| Germans | 35 | 0 | 35 | None | | | 35 |
| Japanese | 157 | 0 | 157 | 10 | 0 | 10 | 167 |
| Italians | 16 | 0 | 16 | 2 | 0 | 2 | 18 |
| Total | 208 | 0 | 208 | 12 | 0 | 12 | 220 |

301

December 7, 1941 to August 3, 1943

- 9 -

SAN ANTONIO

| | | | | | | | |
|----------|----|---|----|------|---|---|----|
| Germans | 34 | 0 | 34 | 2 | 0 | 2 | 36 |
| Japanese | 9 | 0 | 9 | None | | | 9 |
| Italians | 17 | 0 | 17 | None | | | 17 |
| Total | 60 | 0 | 60 | 2 | 0 | 2 | 62 |

SAN DIEGO

| | | | | | | | |
|----------|-----|---|-----|------|---|---|-----|
| Germans | 37 | 0 | 37 | None | 0 | 2 | 37 |
| Japanese | 270 | 0 | 270 | 2 | | | 272 |
| Italians | 6 | 0 | 6 | None | | | 6 |
| Total | 313 | 0 | 313 | 2 | 0 | 2 | 315 |

SAN FRANCISCO

| | | | | | | | |
|----------|-------|---|-------|----|---|----|-------|
| Germans | 318 | 1 | 319 | 6 | 0 | 6 | 325 |
| Japanese | 626 | 0 | 626 | 13 | 0 | 13 | 639 |
| Italians | 452 | 0 | 452 | 5 | 0 | 5 | 457 |
| Total | 1,396 | 1 | 1,397 | 24 | 0 | 24 | 1,421 |

SAN JUAN

| | | | | | | | |
|----------|----|---|----|------|---|---|----|
| Germans | 21 | 0 | 21 | 1 | 0 | 1 | 22 |
| Japanese | 1 | 0 | 1 | None | | | 1 |
| Italians | 5 | 0 | 5 | 2 | 0 | 2 | 7 |
| Total | 29 | 0 | 29 | 3 | 0 | 3 | 32 |

SAVANNAH

| | | | | | | | |
|----------|-----|---|-----|------|--|--|-----|
| Germans | 62 | 0 | 62 | None | | | 62 |
| Japanese | 6 | 0 | 6 | None | | | 6 |
| Italians | 33 | 0 | 33 | None | | | 33 |
| Total | 101 | 0 | 101 | None | | | 101 |

SEATTLE

| | | | | | | | |
|----------|-----|---|-----|------|---|---|-----|
| Germans | 112 | 0 | 112 | 2 | 0 | 2 | 114 |
| Japanese | 413 | 0 | 413 | 7 | 0 | 7 | 420 |
| Italians | 32 | 0 | 32 | None | | | 32 |
| Total | 557 | 0 | 557 | 9 | 0 | 9 | 566 |

22

December 7, 1941 to August 3, 1943

| <u>SIOUX FALLS</u> | | | | | |
|-------------------------|------|---|----|------|----|
| Germans | 12 | 0 | 12 | None | |
| Japanese | 1 | 0 | 1 | None | 12 |
| Italians | None | | | | 1 |
| Total | 13 | 0 | 13 | None | 13 |
| <u>SPRINGFIELD</u> | | | | | |
| Germans | 10 | 0 | 10 | None | |
| Japanese | 2 | 0 | 2 | None | 10 |
| Italians | 4 | 0 | 4 | None | 2 |
| Total | 16 | 0 | 16 | None | 4 |
| <u>WASHINGTON FIELD</u> | | | | | |
| Germans | 12 | 0 | 12 | None | |
| Japanese | 9 | 0 | 9 | None | 12 |
| Italians | 5 | 0 | 5 | None | 9 |
| Hungarians | 1 | 0 | 1 | None | 5 |
| Total | 27 | 0 | 27 | None | 1 |

Apprehensions of Seamen

| <u>BALTIMORE (Fort Howard)</u> | | | | | |
|-----------------------------------|-------|-----|-------|------|--|
| Germans | 1 | 0 | 1 | None | |
| <u>BUTTE (Fort Missoula)</u> | | | | | |
| Italians | 1,204 | 6 | 1,210 | None | |
| <u>SIOUX FALLS (Fort Lincoln)</u> | | | | | |
| Germans | 58 | 106 | 164 | None | |

HWS:zmn

August 5, 1943

PERSONAL AND [REDACTED]
VIA AIR MAIL AND COURIER POUCH

Technical Section

[REDACTED]
The American Embassy
London, England

Re: APPREHENSIONS OF ALIEN ENEMIES

Dear [REDACTED]

As of possible interest to you, there are being transmitted three copies of a summary report dated August 3, 1943, reflecting the apprehensions of enemy aliens by the Bureau under the Alien Enemy Control Program.

- Mr. Tolson _____
- Mr. E.A. Tamm _____
- Mr. Clegg _____
- Mr. Coffey _____
- Mr. Glavin _____
- Mr. Ladd _____
- Mr. Nichols _____
- Mr. Rosen _____
- Mr. Tracy _____
- Mr. Carson _____
- Mr. Harbo _____
- Mr. Handon _____
- Mr. McGuire _____
- Mr. Mumford _____
- Mr. Piper _____
- Mr. Quinn Tamm _____
- Mr. Nease _____
- Miss Gandy _____

Very truly yours,

John Edgar Hoover
Director

100-2-2424
 FEDERAL BUREAU OF INVESTIGATION
 AUG 9 1943
 U. S. DEPARTMENT OF JUSTICE

J. Edgar Hoover

Enclosure

COMMUNICATIONS SECTION

Mr. Burton

Mr. Mumford

Mr. Piper

Mr. Quinn Tamm

Mr. Nease

Miss Gandy

(sent direct)

RECORDED
 AUG 5 1943

304

HWS:amh

August 5, 1943

PERSONAL AND [REDACTED]
VIA AIR MAIL COURIER POUCH

[REDACTED]
The American Embassy
London, England

Re: DISPOSITION OF ALIEN ENEMY CASES

Dear [REDACTED]

Mr. Tolson _____
Mr. E.A. Tamm _____ As of possible interest to you, there are being transmitted three
Mr. Clegg _____ copies of a summary report dated August 3, 1943, reflecting the disposition
Mr. Coffey _____ which have been received in the cases of alien enemies who have been appre-
Mr. Glavin _____ hended by the Bureau under the Alien Enemy Control Program.
Mr. Ladd _____
Mr. Nichols _____
Mr. Rosen _____
Mr. Tracy _____
Mr. Carson _____
Mr. Harbo _____
Mr. Hendon _____
Mr. McGuire _____
Mr. Mumford _____
Mr. Piper _____
Mr. Quinn Tamm _____ cc Mr. Burton
Mr. Nease _____
Miss Gandy _____

Very truly yours,
44-2-3945
FEDERAL BUREAU OF INVESTIGATION
John Edgar Hoover
Director 9 1943
U. S. DEPARTMENT OF JUSTICE

RECORDED

INDEXED

FILED

MAILED 9
AUG 10 1943
U. S. DEPARTMENT OF JUSTICE

25

35



Federal Bureau of Investigation
 United States Department of Justice
 400 U. S. Court House
 Buffalo 2, New York

DEM:MF

August 6, 1943.

Director, FBI

Re: FORM LETTER FOR VERIFYING RESIDENCE ADDRESSES
 OF CUSTODIAL DETENTION SUBJECTS.

Dear Sir:

Reference is made to Bureau letter No. 305, Series 1943, dated July 23, 1943, captioned as above.

It is noted that in the form letter attached to referenced letter there is no space provided for verification of the subject's business address, which address is listed on the custodial detention card. Previous Bureau instructions have stated that both business and residence addresses should be checked and arrangements perfected so that the Field Office will be advised of any change of residence or business address on the part of the subject of any card.

In view of this fact, it is requested that permission be granted the Buffalo Office to use the attached form letter in connection with the verification of addresses and employment of custodial detention subjects. Unless advised to the contrary by the Bureau, this form will be utilized.

Very truly yours,

John B. Little
 JOHN B. LITTLE, SAC.

Enclosure.

RECORDED



Memo 9/20/43 HK
 COPIES DESTROYED
 R 472 AUG 2 1962

Q I.

AUG 10 1943
 FIVE
 FILED
 506



Federal Bureau of Investigation
United States Department of Justice

Re:
Residence:
Employment:

Dear Sir:

This office is interested in merely verifying the residence and business address of the above named individual. The addresses shown above are the last known addresses of this individual. It is not desired that any extended investigation be conducted but that only his residence and employment be discreetly verified. In the event this individual has moved or changed his employment, it is desired that the necessary inquiries be made to determine his present address and place of employment, if possible. In replying please fill in the spaces as provided below on this letter and return to me.

1. Does the subject still reside at the above address? _____
2. Is subject still employed as indicated above? _____
3. If address or employment are not same as above, please indicate present residence and place of employment:

4. Date checked: _____
5. Checked by: _____

Please be assured that your cooperation in this matter will be greatly appreciated. For your convenience in replying, a franked, self-addressed envelope is being enclosed herewith.



Enclosure.

Very truly yours,

ENCLOSURE

10-2-3946

W. R. ...
Special Agent in Charge
SA Special Agent in Charge

7

100-2-

October 6, 1943

JAC:SMR

**RE: FORM LETTER FOR VERIFYING RESIDENCE
ADDRESSES OF SUBJECTS OF INTERNAL
SECURITY INVESTIGATIONS**

There is attached hereto a form for use in verifying the addresses and employment of subjects of internal security investigations. It is desired that forms be printed and distributed to all field offices. The name of the Special Agent in Charge should not be included on this form, but his title "Special Agent in Charge" should be set out in full.

Very truly yours,

John Edgar Hoover
Director

Attachment *KA*

COMMUNICATIONS SECTION
MAILED 2
★ OCT 9 1943 P.M.
FEDERAL BUREAU OF INVESTIGATION
U. S. DEPARTMENT OF JUSTICE

- Tolson
- E. A. Tamm
- Clegg
- Coffey
- Glavin
- Ladd
- Nichols
- Rosen
- Tracy
- Egan
- Gurnea
- Harbo
- Hendon
- Mumford
- Quinn
- Nease
- Gandy

OCT 19 1943

OCT 9 9 50 AM '43
RECEIVED-DIRECTOR
F. B. I.
U. S. DEPT. OF JUSTICE

OCT 9 9 37 AM '43
RECEIVED READING ROOM
U. S. DEPT. OF JUSTICE

OCT 8 5 23 PM '43
RECEIVED READING ROOM
U. S. DEPT. OF JUSTICE

Handwritten signatures and initials

RECORDED

HR:NCM
8/2/43

AUG - 2 1943

MEMORANDUM FOR THE ATTORNEY GENERAL

Reference is made to your memorandum of July 16, 1943, addressed to Assistant Attorney General Hugh B. Cox and the undersigned, directing that the tentative dangerousness classifications heretofore made by the Special War Policies Unit in certain cases be not regarded as a determination of fact in any sense and that in the future they be not used for any purpose whatsoever.

This Bureau will, of course, immediately comply with the instructions detailed in your memorandum.

In reviewing the memorandum submitted to you by Mr. L. M. C. Smith under date of June 28, 1943, relative to the "Special Case procedure", it is noted that, although his meaning is not clear, Mr. Smith apparently intends an adverse criticism of this Bureau in stating that "While it is true that, over the protest of this Unit, many individuals were apprehended without regard to the system of classification, I am convinced that the careful formulation of procedures and of criteria for dealing with alien enemies exercised a restraining influence on any tendency towards indiscriminate apprehensions."

In order to keep the record clear, I want to point out that early in the evening of December 7, 1941, Mr. Joseph Brendergast and Mr. Edward J. Hennis brought to my office a list prepared by Mr. Smith's Unit, then known as the Special Defense Unit, setting out the names of Japanese who were to be apprehended.

I then telephoned Acting Attorney General Charles Fahy to make certain that this Bureau could proceed with the arrest of the individuals listed. Mr. Fahy advised that the Bureau should proceed with this list and with any others that it should be arrested. I told Mr. Fahy that we could not do this because his authority had been taken from me and placed in the hands of Mr. Smith. Mr. Coffey then told me that he authorized me to proceed with the list submitted and with any others the Bureau saw fit to include. With respect to Germans and Italians, I was furnished with lists of names on December 8, 1941, together with instructions to apprehend the individuals listed and all other such alien enemies deemed by this Bureau to be dangerous to the public peace and safety of the United States.

- Mr. Tolson
- Mr. E. A. Tamm
- Mr. Clegg
- Mr. Coffey
- Mr. Glavin
- Mr. Ladd
- Mr. Nichols
- Mr. Rosen
- Mr. Tracy
- Mr. Carson
- Mr. Harbo
- Mr. Hendon
- Mr. McGuire
- Mr. Mumford
- Mr. Piper
- Mr. Quinn Tamm
- Mr. Nease
- Miss Gandy

Concerning Mr. Smith's complaint that many individuals were apprehended without regard to the system of classification and his statement that the careful formulation of procedures and criteria for dealing with alien enemies exercised a restraining influence on any tendency towards indiscriminate apprehensions, it may be stated that a spot check of fifty-five names

[Handwritten signatures and initials]
309

selected at random from the first list of German aliens to be apprehended, which was prepared by Mr. Smith's Unit and furnished to this Bureau, disclosed that, according to the dossiers prepared by this Bureau, twenty-five of the fifty-five individuals were aliens, twenty-five were of unknown citizenship, and five were citizens of the United States. Four of the persons of unknown citizenship were Communists.

In his memorandum of June 25, 1943, and the attached "History of Special Case Program" dated May 15, 1943, Mr. Smith further criticizes the Criminal Division of the Department and this Bureau with reference to the handling of certain cases after December 28, 1941. He states that, prior to December 7, 1941, his Unit was assigning tentative dangerousness classifications on the basis of dossiers submitted by the Federal Bureau of Investigation and thereafter requesting additional investigation by the Federal Bureau of Investigation along definite and specific lines, which definite and specific requests produced reasonably prompt and effective action on the part of the Federal Bureau of Investigation. He then states that, on December 28, 1941, the Attorney General directed his Unit to transmit the cases to the Criminal Division after making the tentative dangerousness classifications so that the Criminal Division could examine the underlying material, direct further investigation, and consider appropriate action. Mr. Smith states that the Criminal Division adopted the practice of sending, to the Federal Bureau of Investigation a form request for a general investigation without specifying the exact investigation desired. According to Mr. Smith, the result of this practice of making general instead of specific requests of the Federal Bureau of Investigation was that the cases were not developed adequately, no action was taken, and the number of pending cases mounted steadily. Mr. Smith further points out that, in a memorandum to the Solicitor General dated July 10, 1942, he stated that the files indicated that, although the Criminal Division sent to the Federal Bureau of Investigation requests for general investigation as far back as December, 1941, no reply thereto had been made by the Federal Bureau of Investigation (as of July 10, 1942) and no further action had been taken, and that the files in numerous other cases referred by his Unit to the Criminal Division some months prior to July 10, 1942, did not indicate that any action had been taken or even that the request for general investigation had been given to the Federal Bureau of Investigation.

I do not have the list of cases attached to Mr. Smith's memorandum of July 10, 1942, in which this Bureau was allegedly delinquent, and, therefore, cannot state what the situation was in each case. I can only state generally that this Bureau would endeavor to respond just as quickly and effectively to a general request for investigation as it would to a specific and definite request, and that any delay which there may have been in investigating these cases was not due to the generality of the request but to other factors beyond the Bureau's control. Among these factors were the tremendous volume of investigations to be conducted and the shortage of personnel. You, of course, recall that in the period immediately following the attack on Pearl Harbor, it was necessary to concentrate on cases involving alien enemies, and that, in March, 1942, you

Memorandum for the Attorney General

- 3 -

initiated the Naturalization Program, which this Bureau has endeavored to give preferred and continuous attention. It may, therefore, be true that in the period from December 7, 1941, to July 10, 1942, there were delays in some of the investigations involving nonenemy aliens and citizens because of the pressure of more urgent work and the shortage of personnel.

Respectfully,

John Edgar Hoover
Director

311

I I I I

Federal Bureau of Investigation
United States Department of Justice

P. O. Box 1277
Cincinnati 1, Ohio
September 1, 1943

JIC:MCK
100-1

Director, FBI

Re: FIELD DIVISION ARREST REGISTER
ALIEN ENEMY CONTROL
CINCINNATI FIELD DIVISION

Dear Sir:

Reference is made to Bureau letter to all Special Agents in Charge, No. 101, Series 1943, dated March 8, 1943.

There is transmitted herewith the monthly arrest register for the month of August, 1943.

This is to advise that the total of arrests of alien enemies in the Cincinnati Field Division is as follows:

| | |
|----------|----------|
| German | 64 |
| Italian | 25 |
| Japanese | <u>1</u> |
| Total | 90 |

There were no apprehensions of any non-enemy aliens, nor were there any apprehensions of United States citizens.

During the month of August, 1943, no enemy aliens of any nationality were apprehended by agents of this office.

Very truly yours,

A. H. Belmont
A. H. BELMONT, SAC.

Encl.
AIR MAIL-SPECIAL DELIVERY

SIF



RECORDED
K422 AUG 2 1943

RECORDED 100-3948
R. K. E.

30 SEP 2 1943

61 SEP 23 1943

312

| ARREST SERIAL NUMBER | NAME AND ALIASES | CITIZENSHIP | | | BUREAU INSTRUCTIONS |
|----------------------|------------------|---------------|-------|-------------|---------------------|
| | | CITIZEN | ALIEN | NATIONALITY | |
| GINTI G-17 | [REDACTED] | | YES | GERMAN | YES |
| | [REDACTED] | | YES | GERMAN | |
| G-18 | [REDACTED] | Denaturalized | YES | GERMAN | |
| G-62 | [REDACTED] | | YES | GERMAN | |
| G-63 | [REDACTED] | | YES | GERMAN | |
| G-64 | [REDACTED] | | YES | GERMAN | |
| | | | | | |
| | | | | | |
| | | | | | |
| | | | | | |
| | | | | | |
| | | | | | |
| | | | | | |
| | | | | | |
| | | | | | |
| | | | | | |

FIELD DIVISION ARREST REGISTER - GERMAN

CINCINNATI FIELD DIVISION

FOR MONTH OF AUGUST, 1943

(This Register for Monthly Report to the Bureau)

| AUTHORIZATION FOR ARREST | | | | APPREHENSION DATA | | | REMARKS (IF RELEASED BY F.B.I. STATE REASON BELOW) |
|--------------------------|-----------------------|----------------|---------------|-------------------|---------------------------|---------------------------|--|
| REQUEST FROM OTHER F.O. | SPEC. AGENT IN CHARGE | U. S. ATTORNEY | MISCELLANEOUS | DATE ARRESTED | DATE RELEASED BY F. B. I. | DATE DEL'D. TO I. & N. S. | |
| | | YES | | 12-17-41 | | 12-17-41 | |
| | | | | | | | |
| | | | | | | | |
| | | YES | | 12-31-41 | | 12-31-41 | |
| | | YES | | 7-5-43 | | 7-5-43 | |
| | | YES | | 7-5-43 | | 7-5-43 | |
| | | YES | | 7-5-43 | | 7-5-43 | |
| | | | | | | | |
| | | | | | | | |
| | | | | | | | |
| | | | | | | | |
| | | | | | | | |
| | | | | | | | |
| | | | | | | | |
| | | | | | | | |
| | | | | | | | |
| | | | | | | | |
| | | | | | | | |
| | | | | | | | |
| | | | | | | | |
| | | | | | | | |
| | | | | | | | |

JOHN EDGAR HOOVER
DIRECTOR

CC-287



103:83

Federal Bureau of Investigation
United States Department of Justice
Washington, D. C.

August 14, 1943

Mr. Tolson _____
 Mr. E. A. Tamm ✓
 Mr. Clegg _____
 Mr. Coffey _____
 Mr. Glavin _____
 Mr. Ladd _____
 Mr. Nichols _____
 Mr. Rosen _____
 Mr. Tracy _____
 Mr. Carson _____
 Mr. Harbo _____
 Mr. Hendon _____
 Mr. McGuire _____
 Mr. Mumford _____
 Mr. Piper _____
 Mr. Quinn Tamm _____
 Tele. Room _____
 Mr. Nease _____
 Miss Beahm _____
 Miss Gandy _____

MEMORANDUM FOR MR. LADD

Re: INDEX OF ALIEN ENEMY
APPREHENSIONS

You will recall that the Alien Enemy Control Section maintains an index of all alien enemies apprehended, as well as an index reflecting the disposition of each apprehension. I am attaching hereto a sample card which could be used to consolidate the two indices, and all pertinent information would be in one index rather than in two.

I recommend the use of the attached sample card, and would appreciate being advised whether you approve consolidation of the two indices and the use of the attached card.

Respectfully,

~~_____~~

*Approved
J. Edgar Hoover*

Attachment

Consolidated Section

1539/44



37 SEP 1943

100-344
44

316

| | | |
|--------------------------------------|--------------|----------------|
| NAME | Field Office | |
| Bureau File | Nationality | |
| | Alien | Citizen |
| APPREHENDED | AR. REG. NO. | |
| WARRANTS Dated | Rec'd | Sent Field |
| Released without hearing by U. S. A. | | |
| Recommendation of A. E. H. B. | Release | Parole Intern. |
| DISPOSITIONS Date | Release | Parole Intern. |
| By A. G. Date | Release | Parole Intern. |
| REMARKS: | | |

400-2-3417 317

183:023
9/7/43

SEP - 3

MEMORANDUM FOR THE ATTORNEY GENERAL

In connection with the apprehension of German, Japanese, Italian, Russian, Hungarian and Bulgarian individuals, there is attached hereto a summary report reflecting the number of apprehensions by field offices.

Respectfully,

[Handwritten Signature]
John Edgar Hoover
Director

[Vertical handwritten notes on left margin]

[Handwritten notes: 10/13/43]

- Mr. Tolson _____
- Mr. E. A. Tamm _____
- Mr. Clegg _____
- Mr. Coffey _____
- Mr. Glavin _____
- Mr. Ladd _____
- Mr. Nichols _____
- Mr. Rosen _____
- Mr. Tracy _____
- Mr. Acers _____
- Mr. Carson _____
- Mr. Harbo _____
- Mr. Hendon _____
- Mr. Mumford _____
- Mr. Starnes _____
- Mr. Quinn _____
- Mr. Nease _____

Enclosure

RECORDED
2:40 PM
SEP 13 1943

RECEIVED
SEP 8 9 25 AM

RECORDED

3950

SEP 13 1943

318

APPREHENSIONS

December 7, 1941 to September 7, 1943

| | <u>Arrests of All Aliens Reported</u> | | | <u>Arrests of All Citizens Reported</u> | | | <u>Grand Total</u> |
|------------|---------------------------------------|-------------------|--------------------|---|-------------------|--------------|--------------------|
| | <u>Previous</u> | <u>Additional</u> | <u>Total</u> | <u>Previous</u> | <u>Additional</u> | <u>Total</u> | |
| German | ** 5,857 | * 61 | 5,918 | 116 | 0 | 116 | 6,034 |
| Japanese | 5,280 | 14 | 5,294 | 560 | 8 | 568 | 5,862 |
| Italians | ** 3,496 | 7 | 3,503 | 26 | 4 | 30 | 3,533 |
| Rumanians | 11 | 0 | 11 | 0 | 0 | 0 | 11 |
| Hungarians | 11 | 0 | 11 | 0 | 0 | 0 | 11 |
| Bulgarians | <u>1</u> | <u>0</u> | <u>1</u> | <u>0</u> | <u>0</u> | <u>0</u> | <u>1</u> |
| Total | 14,656 | 82 | 14,738 | 702 | 12 | <u>714</u> | <u>15,452</u> |
| | | | <u>Grand Total</u> | | | | <u>15,452</u> |

** Includes 165 German Seamen
 * Includes 10 German Seamen
 ** Includes 1,210 Italian Seamen

ARRESTS MADE BY FIELD OFFICES

December 7, 1941 to September 7, 1943

| | <u>ARRESTS OF ALL ALLIES PERMITTED</u> | | | <u>ARRESTS OF ALL CITIZENS OF THE UNITED STATES</u> | | | Grand Total |
|-------------------|--|------------|-------|---|------------|-------|-------------|
| | Previous | Additional | Total | Previous | Additional | Total | |
| <u>ARMY</u> | | | | | | | |
| Germans | 72 | 1 | 73 | None | | | 73 |
| Japanese | 3 | 0 | 3 | None | | | 3 |
| Italians | 41 | 0 | 41 | None | | | 41 |
| Total | 116 | 1 | 117 | None | | | 117 |
| <u>ATLANTA</u> | | | | | | | |
| Germans | 42 | 0 | 42 | None | | | 42 |
| Japanese | 3 | 0 | 3 | None | | | 3 |
| Italians | 32 | 0 | 32 | None | | | 32 |
| Rumanians | 1 | 0 | 1 | None | | | 1 |
| Total | 78 | 0 | 78 | None | | | 78 |
| <u>BALTIMORE</u> | | | | | | | |
| Germans | 50 | 0 | 50 | 2 | 0 | 2 | 52 |
| Japanese | 1 | 0 | 1 | None | | | 1 |
| Italians | 41 | 0 | 41 | 1 | 0 | 1 | 42 |
| Hungarians | 1 | 0 | 1 | None | | | 1 |
| Total | 93 | 0 | 93 | 3 | 0 | 3 | 96 |
| <u>BIRMINGHAM</u> | | | | | | | |
| Germans | 29 | 0 | 29 | None | | | 29 |
| Japanese | 3 | 0 | 3 | None | | | 3 |
| Italians | 22 | 0 | 22 | None | | | 22 |
| Total | 54 | 0 | 54 | None | | | 54 |
| <u>BOSTON</u> | | | | | | | |
| Germans | 52 | 0 | 52 | None | | | 52 |
| Japanese | 10 | 0 | 10 | None | | | 10 |
| Italians | 24 | 0 | 24 | None | | | 24 |
| Total | 86 | 0 | 86 | None | | | 86 |

320

December 7, 1941 to September 7, 1943

- 2 -

BOSTON

| | | | | | | | |
|----------|----|---|----|------|--|--|----|
| German | 45 | 0 | 45 | None | | | 45 |
| Japanese | 5 | 0 | 5 | None | | | 5 |
| Italians | 19 | 1 | 20 | None | | | 20 |
| Total | 69 | 1 | 70 | None | | | 70 |

BUFFALO

| | | | | | | | |
|----------|----|---|----|------|--|--|----|
| German | 27 | 1 | 28 | None | | | 28 |
| Japanese | 13 | 0 | 13 | None | | | 13 |
| Italians | 12 | 0 | 12 | None | | | 12 |
| Total | 57 | 1 | 58 | None | | | 58 |

CHARLOTTE

| | | | | | | | |
|----------|------|---|----|------|--|--|----|
| German | 27 | 0 | 27 | None | | | 27 |
| Japanese | None | | | None | | | |
| Italians | 18 | 0 | 18 | None | | | 18 |
| Total | 45 | 0 | 45 | None | | | 45 |

CHICAGO

| | | | | | | | |
|----------|-----|---|-----|------|---|---|-----|
| German | 262 | 4 | 266 | 2 | 0 | 2 | 268 |
| Japanese | 9 | 1 | 10 | 1 | 0 | 1 | 11 |
| Italians | 7 | 0 | 7 | None | | | 7 |
| Total | 278 | 5 | 283 | 3 | 0 | 3 | 286 |

CINCINNATI

| | | | | | | | |
|----------|----|---|----|------|--|--|----|
| German | 64 | 0 | 64 | None | | | 64 |
| Japanese | 1 | 0 | 1 | None | | | 1 |
| Italians | 25 | 0 | 25 | None | | | 25 |
| Total | 90 | 0 | 90 | None | | | 90 |

CLEVELAND

| | | | | | | | |
|------------|-----|---|-----|------|---|---|-----|
| German | 67 | 1 | 68 | None | | | 68 |
| Japanese | 5 | 0 | 5 | None | | | 5 |
| Italians | 47 | 0 | 47 | 2 | 0 | 2 | 49 |
| Rumanians | 2 | 0 | 2 | None | | | 2 |
| Hungarians | 3 | 0 | 3 | None | | | 3 |
| Total | 124 | 1 | 125 | 2 | 0 | 2 | 127 |

321

December 7, 1941 to September 7, 1943

- 3 -

PALESTINE

| | | | | | | | |
|----------|-----|---|-----|------|---|---|-----|
| German | 54 | 0 | 54 | 1 | 0 | 1 | 55 |
| Japanese | 13 | 0 | 13 | 3 | 0 | 3 | 16 |
| Italians | 33 | 0 | 35 | None | | | 38 |
| Total | 100 | 0 | 100 | 4 | 0 | 4 | 109 |

LIBYA

| | | | | | | | |
|----------|----|---|----|------|--|--|----|
| German | 14 | 0 | 14 | None | | | 14 |
| Japanese | 14 | 0 | 14 | None | | | 14 |
| Italians | 1 | 0 | 1 | None | | | 1 |
| Total | 29 | 0 | 29 | None | | | 29 |

DESERT

| | | | | | | | |
|----------|----|---|----|------|--|--|----|
| German | 17 | 0 | 17 | None | | | 17 |
| Japanese | 1 | 0 | 1 | None | | | 1 |
| Italians | 1 | 0 | 1 | None | | | 1 |
| Total | 19 | 0 | 19 | None | | | 19 |

DETRIT

| | | | | | | | |
|------------|------|---|----|------|---|---|----|
| German | 67 | 1 | 68 | 2 | 0 | 2 | 70 |
| Japanese | None | | | | | | |
| Italians | 5 | 0 | 5 | 1 | 0 | 1 | 6 |
| Rumanians | 2 | 0 | 2 | None | | | 2 |
| Bulgarians | 1 | 0 | 1 | None | | | 1 |
| Total | 75 | 1 | 76 | 3 | 0 | 3 | 79 |

EL PASO

| | | | | | | | |
|----------|----|---|----|------|---|---|----|
| German | 25 | 0 | 25 | 1 | 0 | 1 | 26 |
| Japanese | 33 | 0 | 33 | None | | | 33 |
| Italians | 17 | 0 | 17 | 4 | 0 | 4 | 21 |
| Total | 75 | 0 | 75 | 5 | 0 | 5 | 80 |

GERMANY

| | | | | | | | |
|----------|------|---|----|---|---|---|----|
| German | 13 | 0 | 13 | 1 | 0 | 1 | 14 |
| Japanese | None | | | | | | |
| Italians | None | | | | | | |
| Total | 13 | 0 | 13 | 1 | 0 | 1 | 14 |

322

December 7, 1941 to September 7, 1943

- 4 -

LEWISVILLE

| | | | | | | | |
|--------------|------------|-----------|------------|------------|----------|------------|--------------|
| Germans | 73 | 0 | 73 | 45 | 0 | 45 | 118 |
| Japanese | 824 | 12 | 836 | 496 | 8 | 504 | 1,310 |
| Italians | 14 | 0 | 14 | 3 | 0 | 3 | 17 |
| Total | 911 | 12 | 923 | 544 | 8 | 552 | 1,475 |

HAMILTON

| | | | | | | | |
|--------------|------------|----------|------------|----------|----------|----------|------------|
| Germans | 174 | 1 | 175 | None | | | 175 |
| Japanese | 62 | 0 | 62 | None | | | 62 |
| Italians | 63 | 0 | 63 | 1 | 0 | 1 | 64 |
| Total | 299 | 1 | 300 | 1 | 0 | 1 | 301 |

HENNINGTON

| | | | | | | | |
|--------------|-----------|----------|-----------|----------|----------|----------|-----------|
| Germans | 11 | 1 | 12 | None | | | 12 |
| Japanese | 3 | 0 | 3 | None | | | 3 |
| Italians | 4 | 0 | 4 | 2 | 0 | 2 | 6 |
| Total | 18 | 1 | 19 | 2 | 0 | 2 | 21 |

INDIANAPOLIS

| | | | | | | | |
|--------------|-----------|----------|-----------|-------------|--|--|-----------|
| Germans | 27 | 0 | 27 | None | | | 27 |
| Japanese | None | | | | | | |
| Italians | 5 | 0 | 5 | None | | | 5 |
| Total | 32 | 0 | 32 | None | | | 32 |

JACKSON

| | | | | | | | |
|--------------|----------|----------|----------|-------------|--|--|----------|
| Germans | 7 | 0 | 7 | None | | | 7 |
| Japanese | None | | | | | | |
| Italians | 1 | 0 | 1 | None | | | 1 |
| Total | 8 | 0 | 8 | None | | | 8 |

JERMAN

| | | | | | | | |
|--------------|-----------|----------|-----------|-------------|--|--|-----------|
| Germans | 2 | 0 | 2 | None | | | 2 |
| Japanese | 9 | 0 | 9 | None | | | 9 |
| Italians | None | | | | | | |
| Total | 11 | 0 | 11 | None | | | 11 |

323

December 7, 1941 to September 7, 1943

- 5 -

KANSAS CITY

| | | | | | |
|--------------|-----------|----------|-----------|-------------|-----------|
| Germans | 34 | 1 | 35 | None | 35 |
| Japanese | 1 | 0 | 1 | None | 1 |
| Italians | 6 | 0 | 6 | None | 6 |
| Total | 41 | 1 | 42 | None | 42 |

KNOXVILLE

| | | | | | |
|--------------|----------|----------|----------|-------------|----------|
| Germans | 1 | 0 | 1 | None | 1 |
| Japanese | None | | | | |
| Italians | None | | | | |
| Total | 1 | 0 | 1 | None | 1 |

LITTLE ROCK

| | | | | | |
|--------------|----------|----------|----------|-------------|----------|
| Germans | 6 | 0 | 6 | None | 6 |
| Japanese | 1 | 0 | 1 | None | 1 |
| Italians | 1 | 1 | 2 | None | 2 |
| Total | 8 | 1 | 9 | None | 9 |

LOS ANGELES

| | | | | | | | |
|--------------|--------------|----------|--------------|-----------|----------|-----------|--------------|
| Germans | 182 | 0 | 182 | 16 | 0 | 16 | 198 |
| Japanese | 2,029 | 0 | 2,029 | 14 | 0 | 14 | 2,043 |
| Italians | 141 | 0 | 141 | 1 | 0 | 1 | 142 |
| Total | 2,352 | 0 | 2,352 | 31 | 0 | 31 | 2,383 |

LOUISVILLE

| | | | | | | | |
|--------------|-----------|----------|-----------|----------|----------|----------|-----------|
| Germans | 17 | 0 | 17 | 1 | 0 | 1 | 18 |
| Japanese | 1 | 0 | 1 | None | | | 1 |
| Italians | None | | | | | | |
| Total | 18 | 0 | 18 | 1 | 0 | 1 | 19 |

MEMPHIS

| | | | | | | | |
|--------------|----------|----------|----------|-------------|--|--|----------|
| Germans | 8 | 0 | 8 | None | | | 8 |
| Japanese | None | | | | | | |
| Italians | 1 | 0 | 1 | None | | | 1 |
| Total | 9 | 0 | 9 | None | | | 9 |

324

December 7, 1941 to September 7, 1943

- 6 -

MIAMI

| | | | | | | | |
|--------------|------------|----------|------------|----------|----------|----------|------------|
| Germans | 157 | 0 | 157 | 2 | 0 | 2 | 161 |
| Japanese | 22 | 0 | 23 | None | | | 23 |
| Italians | 212 | 0 | 212 | None | | | 212 |
| Total | 391 | 0 | 392 | 2 | 0 | 2 | 406 |

MILWAUKEE

| | | | | | | | |
|--------------|------------|----------|------------|----------|----------|----------|------------|
| Germans | 104 | 1 | 103 | 1 | 0 | 1 | 104 |
| Japanese | None | | | | | | |
| Italians | 1 | 0 | 1 | None | | | 1 |
| Total | 105 | 1 | 104 | 1 | 0 | 1 | 105 |

MINNEAPOLIS

| | | | | | | | |
|--------------|------------|----------|------------|----------|----------|----------|------------|
| Germans | 656 | 4 | 660 | 2 | 0 | 2 | 668 |
| Japanese | 47 | 0 | 47 | 1 | 0 | 1 | 48 |
| Italians | 30 | 0 | 30 | None | | | 30 |
| Russians | 1 | 0 | 1 | None | | | 1 |
| Total | 734 | 4 | 738 | 4 | 0 | 4 | 747 |

MINNEAPOLIS

| | | | | | | | |
|--------------|------------|----------|------------|-------------|--|--|------------|
| Germans | 63 | 0 | 63 | None | | | 63 |
| Japanese | 31 | 0 | 31 | None | | | 31 |
| Italians | 30 | 0 | 30 | None | | | 30 |
| Total | 144 | 0 | 144 | None | | | 144 |

MINNEAPOLIS

| | | | | | | | |
|--------------|------------|----------|------------|-------------|--|--|------------|
| Germans | 46 | 0 | 43 | None | | | 46 |
| Japanese | 9 | 0 | 9 | None | | | 9 |
| Italians | 233 | 0 | 233 | None | | | 233 |
| Total | 288 | 0 | 285 | None | | | 288 |

MINNEAPOLIS

| | | | | | | | |
|--------------|--------------|-----------|--------------|-----------|----------|-----------|--------------|
| Germans | 1,076 | 35 | 1,011 | 6 | 0 | 6 | 1,017 |
| Japanese | 330 | 0 | 360 | 6 | 0 | 6 | 366 |
| Italians | 401 | 0 | 401 | 5 | 0 | 5 | 406 |
| Russians | 2 | 0 | 3 | None | | | 3 |
| Hungarians | 5 | 0 | 5 | None | | | 5 |
| Total | 2,009 | 35 | 2,700 | 17 | 0 | 17 | 2,718 |

359

December 7, 1941 to September 7, 1943

- 7 -

BOSTON

| | | | | | | | |
|--------------|-----------|----------|-----------|-------------|--|--|-----------|
| German | 13 | 0 | 13 | None | | | 13 |
| Japanese | 31 | 0 | 31 | None | | | 31 |
| Italians | 12 | 0 | 12 | None | | | 12 |
| Total | 56 | 0 | 56 | None | | | 56 |

CELESTONA CITY

| | | | | | | | |
|--------------|-----------|----------|-----------|-------------|--|--|-----------|
| German | 10 | 0 | 10 | None | | | 10 |
| Japanese | None | | | | | | |
| Italians | 1 | 0 | 1 | None | | | 1 |
| Total | 11 | 0 | 11 | None | | | 11 |

OWARA

| | | | | | | | |
|--------------|----------|----------|----------|----------|----------|----------|----------|
| German | 2 | 0 | 2 | 1 | 0 | 1 | 3 |
| Japanese | 3 | 0 | 3 | None | | | 3 |
| Italians | 1 | 0 | 1 | None | | | 1 |
| Total | 6 | 0 | 6 | 1 | 0 | 1 | 7 |

PHILADELPHIA

| | | | | | | | |
|--------------|------------|----------|------------|-----------|----------|-----------|------------|
| German | 275 | 0 | 275 | 10 | 0 | 10 | 285 |
| Japanese | 30 | 0 | 30 | 1 | 0 | 1 | 31 |
| Italians | 60 | 0 | 60 | None | | | 60 |
| Rumanians | 1 | 0 | 1 | None | | | 1 |
| Hungarians | 1 | 0 | 1 | None | | | 1 |
| Total | 367 | 0 | 367 | 11 | 0 | 11 | 399 |

PROBETIX

| | | | | | | | |
|--------------|------------|----------|------------|----------|----------|----------|------------|
| German | 39 | 0 | 39 | 1 | 0 | 1 | 40 |
| Japanese | 70 | 0 | 70 | 3 | 0 | 3 | 73 |
| Italians | 31 | 0 | 31 | None | | | 31 |
| Total | 140 | 0 | 140 | 4 | 0 | 4 | 144 |

FITTSBURGH

| | | | | | | | |
|--------------|------------|----------|------------|----------|----------|----------|------------|
| German | 77 | 0 | 77 | 7 | 0 | 7 | 84 |
| Japanese | None | | | | | | |
| Italians | 33 | 0 | 33 | 1 | 0 | 1 | 34 |
| Total | 110 | 0 | 110 | 8 | 0 | 8 | 118 |

326

December 7, 1941 to September 7, 1945

- 8 -

PORTLAND

| | | | | | | | |
|--------------|------------|----------|------------|----------|----------|----------|------------|
| Germans | 150 | 0 | 150 | 1 | 0 | 1 | 151 |
| Japanese | 103 | 0 | 103 | 1 | 0 | 1 | 104 |
| Italians | 33 | 0 | 33 | None | | | 33 |
| Rumanians | 1 | 0 | 1 | None | | | 1 |
| Total | 287 | 0 | 267 | 2 | 0 | 2 | 269 |

PROVIDENCE

| | | | | | | | |
|--------------|-----------|----------|-----------|-------------|--|--|-----------|
| Germans | 8 | 0 | 8 | None | | | 8 |
| Japanese | 1 | 0 | 1 | None | | | 1 |
| Italians | 2 | 0 | 2 | None | | | 2 |
| Total | 11 | 0 | 11 | None | | | 11 |

RICHMOND

| | | | | | | | |
|--------------|-----------|----------|-----------|-------------|--|--|-----------|
| Germans | 29 | 0 | 29 | None | | | 29 |
| Japanese | None | | | | | | |
| Italians | 26 | 0 | 26 | None | | | 26 |
| Total | 55 | 0 | 55 | None | | | 55 |

ST. LOUIS

| | | | | | | | |
|--------------|-----------|----------|-----------|----------|----------|----------|-----------|
| Germans | 43 | 0 | 43 | 4 | 0 | 4 | 47 |
| Japanese | 1 | 0 | 1 | None | | | 1 |
| Italians | 10 | 0 | 10 | None | | | 10 |
| Total | 54 | 0 | 54 | 4 | 0 | 4 | 58 |

ST. PAUL

| | | | | | | | |
|--------------|-----------|----------|-----------|-------------|--|--|-----------|
| Germans | 21 | 0 | 21 | None | | | 21 |
| Japanese | 2 | 0 | 2 | None | | | 2 |
| Italians | None | | | | | | |
| Total | 23 | 0 | 23 | None | | | 23 |

SALT LAKE CITY

| | | | | | | | |
|--------------|------------|----------|------------|-----------|----------|-----------|------------|
| Germans | 35 | 0 | 35 | None | | | 35 |
| Japanese | 167 | 0 | 167 | 10 | 0 | 10 | 167 |
| Italians | 16 | 0 | 16 | 2 | 0 | 2 | 18 |
| Total | 208 | 0 | 208 | 12 | 0 | 12 | 220 |

3279

December 7, 1941 to September 7, 1945

- 9 -

SAN ANTONIO

| | | | | | | | |
|--------------|-----------|----------|-----------|----------|----------|----------|-----------|
| Germana | 34 | 0 | 34 | 2 | 0 | 2 | 36 |
| Japanese | 9 | 0 | 9 | None | | | 9 |
| Italians | 17 | 0 | 17 | None | | | 17 |
| Total | 60 | 0 | 60 | 2 | 0 | 2 | 62 |

SAN DIEGO

| | | | | | | | |
|--------------|------------|----------|------------|----------|----------|----------|------------|
| Germana | 37 | 0 | 37 | None | | | 37 |
| Japanese | 270 | 0 | 270 | 2 | 0 | 2 | 272 |
| Italians | 8 | 0 | 8 | None | | | 8 |
| Total | 315 | 0 | 315 | 2 | 0 | 2 | 315 |

SAN FRANCISCO

| | | | | | | | |
|--------------|--------------|----------|--------------|-----------|----------|-----------|--------------|
| Germana | 319 | 0 | 319 | 6 | 0 | 6 | 325 |
| Japanese | 626 | 1 | 627 | 13 | 0 | 13 | 640 |
| Italians | 452 | 2 | 454 | 5 | 0 | 5 | 459 |
| Total | 1,397 | 3 | 1,400 | 24 | 0 | 24 | 1,424 |

SAN JUAN

| | | | | | | | |
|--------------|-----------|----------|-----------|----------|----------|----------|-----------|
| Germana | 21 | 0 | 21 | 1 | 0 | 1 | 22 |
| Japanese | 1 | 0 | 1 | None | | | 1 |
| Italians | 5 | 0 | 5 | 2 | 0 | 2 | 7 |
| Total | 27 | 0 | 27 | 3 | 0 | 3 | 30 |

SAVANNAH

| | | | | | | | |
|--------------|------------|----------|------------|-------------|--|--|------------|
| Germana | 62 | 0 | 62 | None | | | 62 |
| Japanese | 6 | 0 | 6 | None | | | 6 |
| Italians | 33 | 0 | 33 | None | | | 33 |
| Total | 101 | 0 | 101 | None | | | 101 |

SEATTLE

| | | | | | | | |
|--------------|------------|----------|------------|----------|----------|----------|------------|
| Germana | 112 | 0 | 112 | 2 | 0 | 2 | 114 |
| Japanese | 413 | 0 | 413 | 7 | 0 | 7 | 420 |
| Italians | 32 | 1 | 33 | None | | | 33 |
| Total | 557 | 1 | 558 | 9 | 0 | 9 | 567 |

328

December 7, 1941 to September 7, 1945

- 10 -

SIoux FALLS

| | | | | | |
|--------------|-----------|----------|-----------|-------------|-----------|
| German | 12 | 0 | 12 | None | 12 |
| Japanese | 1 | 0 | 1 | None | 1 |
| Italians | None | | | | |
| Total | 13 | 0 | 13 | None | 13 |

SPRINGFIELD

| | | | | | |
|--------------|-----------|----------|-----------|-------------|-----------|
| German | 10 | 0 | 10 | None | 10 |
| Japanese | 2 | 0 | 2 | None | 2 |
| Italians | 4 | 0 | 4 | None | 4 |
| Total | 16 | 0 | 16 | None | 16 |

WASHINGTON FIELD

| | | | | | |
|--------------|-----------|----------|-----------|-------------|-----------|
| German | 12 | 0 | 12 | None | 12 |
| Japanese | 9 | 0 | 9 | None | 9 |
| Italians | 5 | 0 | 5 | None | 5 |
| Hungarians | 1 | 0 | 1 | None | 1 |
| Total | 27 | 0 | 27 | None | 27 |

Apprehensions of Seamen

BALTIMORE (Fort Howard)

| | | | | |
|--------|---|---|---|------|
| German | 1 | 0 | 1 | None |
|--------|---|---|---|------|

BUTTE (Fort Missoula)

| | | | | |
|----------|-------|---|-------|------|
| Italians | 1,210 | 0 | 1,210 | None |
|----------|-------|---|-------|------|

SIoux FALLS (Fort Lincoln)

| | | | | |
|--------|-----|----|-----|------|
| German | 164 | 10 | 174 | None |
|--------|-----|----|-----|------|

329

JOHN EDGAR HOOVER
DIRECTOR

CC-287



HWS:zmm

Federal Bureau of Investigation
United States Department of Justice
Washington, D. C.

September 7, 1943

- Mr. Tolson _____
- Mr. E. A. Tamm _____
- Mr. Clegg _____
- Mr. Glavin _____
- Mr. Ladd _____
- Mr. Nichols _____
- Mr. Rosen _____
- Mr. Tracy _____
- Mr. Carson _____
- Mr. Coffey _____
- Mr. Hendon _____
- Mr. Kramer _____
- Mr. McGuire _____
- Mr. Harbo _____
- Mr. Quinn Tamm _____
- Tele. Room _____
- Mr. Nease _____
- Miss Beahm _____
- Miss Gandy _____

MEMORANDUM FOR THE DIRECTOR

RE: DISPOSITION OF ALIEN ENEMY CASES

With reference to my previous memoranda regarding the dispositions made of cases of alien enemies apprehended under the Presidential Proclamations of December 7 and 8, 1941, relating to aliens of German, Japanese, and Italian nationalities, and under the Presidential Proclamation of July 17, 1942, pertaining to aliens of Rumanian, Hungarian, and Bulgarian nationalities, there is attached hereto a supplemental summary report reflecting the number of dispositions received as of September 7, 1943, for aliens of these nationalities.

Respectfully,

[Signature]
D. M. Ladd

Attachment



COMMUNICATIONS SECTION
R477 AUG 12 1943

RECORDED

SEP 10 1943

EK-48

100-2-3951

330

*Wrote individual
Detention
file*

*1945
116*

56 SEP 10 1943

DISPOSITION OF GERMAN, JAPANESE, AND ITALIAN ALLEN BRENT CASES AS OF SEPTEMBER 7, 1942

33

| | GERMANS | | JAPANESE | | ITALIANS | | TOTALS | |
|--------------------------|------------|----------|----------|----------|--------------|----------|--------------|----------|
| | Number | Per Cent | Number | Per Cent | Number | Per Cent | Number | Per Cent |
| Aliens apprehended | 5,918 | | 5,294 | | 3,503 | | 14,715 | |
| *Less seamen apprehended | <u>175</u> | | | | <u>1,210</u> | | <u>1,385</u> | |
| | 5,743 | | | | 2,293 | | 13,330 | |

Released without hearing. 1,265 22.03 221 4.17 1,421 61.97 2,907 21.81

Dispositions ordered by the Attorney General:

| | | | | | | | | |
|------------|-------|-------|-------|-------|-----|-------|-------|-------|
| Internment | 1,900 | 33.08 | 1,991 | 37.61 | 169 | 7.37 | 4,060 | 30.46 |
| Parole | 1,633 | 28.44 | 1,687 | 31.87 | 381 | 16.62 | 3,701 | 27.77 |
| Release | 611 | 10.64 | 425 | 8.03 | 276 | 12.04 | 1,312 | 9.84 |

Dispositions ordered by the Military Authorities in Hawaii and Alaska:

| | | | | | | | | |
|------------|----|-----|-----|-------|---|-----|-----|------|
| Internment | 17 | .30 | 678 | 12.81 | 0 | | 695 | 5.21 |
| Parole | 31 | .54 | 70 | 1.32 | 6 | .26 | 107 | .80 |
| Release | 11 | .19 | 13 | .24 | 3 | .13 | 27 | .20 |

| | | | | | | | | |
|-------------|----|-----|----|-----|---|-----|----|-----|
| Deceased | 15 | .26 | 18 | .34 | 6 | .26 | 39 | .29 |
| Repatriated | 2 | .03 | 31 | .59 | 9 | .39 | 42 | .32 |

Dispositions awarded 258 4.49 160 3.02 22 .96 440 3.30

Totals 5,743 5,294 2,293 13,330

*Dispositions of seamen apprehended before December 7, 1941

| | | | | | | |
|------------|----------|-------------|----------|------------|----------|------------|
| Internment | 54 | 30.86 | 981 | 81.07 | 1,035 | 74.73 |
| Parole | 119 | 68.00 | 228 | 18.84 | 347 | 25.05 |
| Release | <u>2</u> | <u>1.14</u> | <u>1</u> | <u>.09</u> | <u>3</u> | <u>.22</u> |

Totals 175 1,210 1,385 1,385

ENCLOSURE

SEARCHED INDEXED SERIALIZED FILED

DISPOSITION OF HUNGARIAN, BULGARIAN, AND ROMANIAN ALIEN ENTRY CASES OF SEPTEMBER 7, 1943

332

| | HUNGARIANS | | BULGARIANS | | ROMANIANS | | TOTALS | |
|--------------------------|------------|----------|------------|----------|-----------|----------|--------|----------|
| | Number | Per Cent | Number | Per Cent | Number | Per Cent | Number | Per Cent |
| Aliens apprehended | 11 | | 1 | | 11 | | 23 | |
| Released without hearing | 2 | 18.18 | 0 | | 1 | 9.09 | 3 | 13.04 |

Dispositions ordered by the Attorney General:

| | | | | | | | | |
|------------|---|-------|---|--------|---|-------|---|-------|
| Detainment | 1 | 9.09 | 1 | 100.00 | 2 | 18.18 | 4 | 17.39 |
| Parole | 3 | 27.27 | 0 | | 2 | 18.18 | 5 | 21.74 |
| Release | 3 | 27.27 | 0 | | 3 | 27.27 | 6 | 26.08 |

Dispositions ordered by the Military Authorities in Hawaii and Alaska:

| | | | | | | | | |
|----------------------|-----------|-------|----------|--|-----------|-------|-----------|-------|
| Detainment | 0 | | 0 | | 0 | | 0 | |
| Parole | 0 | | 0 | | 0 | | 0 | |
| Release | 0 | | 0 | | 0 | | 0 | |
| Deceased | 0 | | 0 | | 0 | | 0 | |
| Repatriated | 0 | | 0 | | 0 | | 0 | |
| Dispositions awaited | 2 | 18.18 | 0 | | 3 | 27.27 | 5 | 21.74 |
| Totals | 11 | | 1 | | 11 | | 23 | |

HAS:smm

September 8, 1943

PERSONAL AND [REDACTED]
VIA DIPLOMATIC AIR COURIER POUCH

[REDACTED]
Legal Attache
The American Embassy
London, England

*Arrests Custodial
Detention [unclear]*

Re: DISPOSITION OF ALIEN ENEMY CASES

Mr. Tolson _____

Mr. E. A. Tamm _____

Mr. Clegg _____

Mr. Coffey _____

Mr. Glavin _____

Mr. Ladd _____

Mr. Nichols _____

Mr. Rosen _____

Mr. Tracy _____

Mr. Acers _____

Mr. Carson _____

Mr. Harbo _____

Mr. Hendon _____

Mr. Mumford _____

Mr. Starke _____

Mr. Quinn _____

Mr. Nease _____

Miss Gandy _____

As of possible interest to you, there are being transmitted three copies of a summary report dated September 7, 1943, reflecting the dispositions which have been received in the cases of alien enemies who have been apprehended by the Bureau under the Alien Enemy Control Program.

Very truly yours,

100-2-3452
John E. Hoover
DIRECTOR
SEP 10 1943
U. S. DEPARTMENT OF JUSTICE

RECORDED

COMMUNICATIONS SECTION
MAILED 7
* Enclosure 1943 2.21.
to Mr. Burton
U. S. DEPARTMENT OF JUSTICE

333

HWS:amm

September 8, 1943

PERSONAL AND [REDACTED]
VIA DIPLOMATIC AIR MAIL ENVELOPE

Legal Attache
The American Embassy
London, England

*Arrests Custodial
Detention Center*
Re: APPREHENSIONS OF ALIEN ENEMIES

- Mr. Tolson _____
- Mr. E. A. Tamm _____
- Mr. Clegg _____
- Mr. Coffey _____
- Mr. Glavin _____
- Mr. Ladd _____
- Mr. Nichols _____
- Mr. Rosen _____
- Mr. Tracy _____
- Mr. Acers _____
- Mr. Carson _____

As of possible interest to you, there are being transmitted three copies of a summary report dated September 7, 1943, reflecting the apprehensions of enemy aliens by the Bureau under the Alien Enemy Control Program.

Very truly yours,

RECORDED

104-2-3958

John Edgar Hoover
DIRECTOR

BUREAU OF INVESTIGATION
SEP 10 1943
U. S. DEPARTMENT OF JUSTICE

Mr. Harbo _____

Mr. Hendon _____

Mr. Mumford _____

Mr. Starke _____

Mr. Quinn Tamm _____

Mr. Nease _____ cc Mr. Burton

Miss Gandy _____

ENCLOSURE

SEP 11 1943 P.M.

11 SEP 11 1943

334

JOHN EDGAR HOOVER
DIRECTOR



Federal Bureau of Investigation
United States Department of Justice
Washington, D. C.

September 7, 1943

HVS:em
5:30 p.m.

- Mr. Tolson _____
- Mr. E. A. Tamm _____
- Mr. Clegg _____
- Mr. Glavin _____
- Mr. Ladd _____
- Mr. Nichols _____
- Mr. Rosen _____
- Mr. Tracy _____
- Mr. Carson _____
- Mr. Coffey _____
- Mr. Hendon _____
- Mr. Holloman _____
- Mr. McGuire _____
- Mr. Quinn Tamm _____
- Tele. Room _____
- Mr. Nease _____
- Miss Gandy _____

MEMORANDUM FOR THE DIRECTOR

RE: APPREHENSIONS OF ENEMY ALIENS

With reference to my previous memoranda reflecting the apprehension of enemy aliens and American citizens with enemy sympathies, there is attached hereto a supplemental summary report reflecting the results of information received from the Field.

Respectfully,

D. M. Ladd
D. M. Ladd

Cal

Controlled by [unclear]

*1. [unclear]
(39) [unclear]
70*

Enclosure

FOR DEFENSE



BUY
UNITED STATES
SAVINGS
BONDS
AND STAMPS

53 SEP 20 1943

RECORDED
&
INDEXED

RECORDED
R475 AUG 12 1943 70

100-3952
[Handwritten initials]
335

APPREHENSIONS

December 7, 1941 to September 7, 1943

| | <u>Arrests of All Aliens Reported</u> | | | <u>Arrests of All Citizens Reported</u> | | | <u>Grand Total</u> |
|------------|---------------------------------------|-------------------|--------------|---|-------------------|--------------|--------------------|
| | <u>Previous</u> | <u>Additional</u> | <u>Total</u> | <u>Previous</u> | <u>Additional</u> | <u>Total</u> | |
| German s | ** 5,857 | * 61 | 5,918 | 116 | 0 | 116 | 6,034 |
| Japanese | 5,280 | 14 | 5,294 | 560 | 8 | 568 | 5,862 |
| Italians | ** 3,496 | 7 | 3,503 | 26 | 4 | 30 | 3,533 |
| Rumanians | 11 | 0 | 11 | 0 | 0 | 0 | 11 |
| Hungarians | 11 | 0 | 11 | 0 | 0 | 0 | 11 |
| Bulgarians | <u>1</u> | <u>0</u> | <u>1</u> | <u>0</u> | <u>0</u> | <u>0</u> | <u>1</u> |
| Total | 14,656 | 82 | 14,738 | 702 | 12 | <u>714</u> | <u>15,452</u> |
| | | | Grand Total | | | | <u>15,452</u> |

** Includes 165 German Seamen
 * Includes 10 German Seamen
 ** Includes 1,210 Italian Seamen

COPIED
 R 472 AUG 2 1962

100-2-3954

336

ENCLOSURE

APPREHENSIONS BY FIELD OFFICES

December 7, 1941 to September 7, 1943

| | <u>ARRESTS OF ALL ALIENS REPORTED</u> | | | <u>ARRESTS OF ALL CITIZENS REPORTED</u> | | | Grand Total |
|-------------------|---------------------------------------|------------|-------|---|------------|-------|-------------|
| | Previous | Additional | Total | Previous | Additional | Total | |
| <u>ALBANY</u> | | | | | | | 73 |
| Germans | 72 | 1 | 73 | None | | | 3 |
| Japanese | 3 | 0 | 3 | None | | | 41 |
| Italians | 41 | 0 | 41 | None | | | |
| Total | 116 | 1 | 117 | None | | | 117 |
| | | | | | | | |
| <u>ATLANTA</u> | | | | | | | 42 |
| Germans | 42 | 0 | 42 | None | | | 3 |
| Japanese | 3 | 0 | 3 | None | | | 32 |
| Italians | 32 | 0 | 32 | None | | | 1 |
| Rumanians | 1 | 0 | 1 | None | | | |
| Total | 78 | 0 | 78 | None | | | 78 |
| | | | | | | | |
| <u>BALTIMORE</u> | | | | | | | 52 |
| Germans | 50 | 0 | 50 | 2 | 0 | 2 | 1 |
| Japanese | 1 | 0 | 1 | None | | | 42 |
| Italians | 41 | 0 | 41 | 1 | 0 | 1 | 1 |
| Hungarians | 1 | 0 | 1 | None | | | |
| Total | 93 | 0 | 93 | 3 | 0 | 3 | 96 |
| | | | | | | | |
| <u>BIRMINGHAM</u> | | | | | | | 29 |
| Germans | 29 | 0 | 29 | None | | | 3 |
| Japanese | 3 | 0 | 3 | None | | | 22 |
| Italians | 22 | 0 | 22 | None | | | |
| Total | 54 | 0 | 54 | None | | | 54 |
| | | | | | | | |
| <u>BOSTON</u> | | | | | | | 52 |
| Germans | 52 | 0 | 52 | None | | | 10 |
| Japanese | 10 | 0 | 10 | None | | | 24 |
| Italians | 24 | 0 | 24 | None | | | |
| Total | 86 | 0 | 86 | None | | | 86 |

December 7, 1941 to September 7, 1943

- 2 -

BUFFALO

| | | | | | | | |
|----------|----|---|----|------|--|--|----|
| Germans | 45 | 0 | 45 | None | | | 45 |
| Japanese | 5 | 0 | 5 | None | | | 5 |
| Italians | 19 | 1 | 20 | None | | | 20 |
| Total | 69 | 1 | 70 | None | | | 70 |

BUTTE

| | | | | | | | |
|----------|----|---|----|------|--|--|----|
| Germans | 27 | 1 | 28 | None | | | 28 |
| Japanese | 18 | 0 | 18 | None | | | 18 |
| Italians | 12 | 0 | 12 | None | | | 12 |
| Total | 57 | 1 | 58 | None | | | 58 |

CHARLOTTE

| | | | | | | | |
|----------|------|---|----|------|--|--|----|
| Germans | 27 | 0 | 27 | None | | | 27 |
| Japanese | None | | | None | | | |
| Italians | 18 | 0 | 18 | None | | | 18 |
| Total | 45 | 0 | 45 | None | | | 45 |

CHICAGO

| | | | | | | | |
|----------|-----|---|-----|------|---|---|-----|
| Germans | 262 | 4 | 266 | 2 | 0 | 2 | 268 |
| Japanese | 9 | 1 | 10 | 1 | 0 | 1 | 11 |
| Italians | 7 | 0 | 7 | None | | | 7 |
| Total | 278 | 5 | 283 | 3 | 0 | 3 | 286 |

CINCINNATI

| | | | | | | | |
|----------|----|---|----|------|--|--|----|
| Germans | 64 | 0 | 64 | None | | | 64 |
| Japanese | 1 | 0 | 1 | None | | | 1 |
| Italians | 25 | 0 | 25 | None | | | 25 |
| Total | 90 | 0 | 90 | None | | | 90 |

CLEVELAND

| | | | | | | | |
|------------|-----|---|-----|------|---|---|-----|
| Germans | 67 | 1 | 68 | None | | | 68 |
| Japanese | 5 | 0 | 5 | None | | | 5 |
| Italians | 47 | 0 | 47 | 2 | 0 | 2 | 49 |
| Rumanians | 2 | 0 | 2 | None | | | 2 |
| Hungarians | 3 | 0 | 3 | None | | | 3 |
| Total | 124 | 1 | 125 | 2 | 0 | 2 | 127 |

338

December 7, 1941 to September 7, 1943

- 3 -

DALLAS

| | | | | | | | |
|----------|-----|---|-----|------|---|---|-----|
| Germans | 54 | 0 | 54 | 1 | 0 | 1 | 55 |
| Japanese | 13 | 0 | 13 | 3 | 0 | 3 | 16 |
| Italians | 33 | 0 | 33 | None | | | 33 |
| Total | 100 | 0 | 100 | 4 | 0 | 4 | 104 |

DENVER

| | | | | | | | |
|----------|----|---|----|------|--|--|----|
| Germans | 14 | 0 | 14 | None | | | 14 |
| Japanese | 14 | 0 | 14 | None | | | 14 |
| Italians | 1 | 0 | 1 | None | | | 1 |
| Total | 29 | 0 | 29 | None | | | 29 |

DES MOINES

| | | | | | | | |
|----------|----|---|----|------|--|--|----|
| Germans | 17 | 0 | 17 | None | | | 17 |
| Japanese | 1 | 0 | 1 | None | | | 1 |
| Italians | 1 | 0 | 1 | None | | | 1 |
| Total | 19 | 0 | 19 | None | | | 19 |

DETROIT

| | | | | | | | |
|------------|------|---|----|------|---|---|----|
| Germans | 67 | 1 | 68 | 2 | 0 | 2 | 70 |
| Japanese | None | | | | | | |
| Italians | 5 | 0 | 5 | 1 | 0 | 1 | 6 |
| Rumanians | 2 | 0 | 2 | None | | | 2 |
| Bulgarians | 1 | 0 | 1 | None | | | 1 |
| Total | 75 | 1 | 76 | 3 | 0 | 3 | 79 |

EL PASO

| | | | | | | | |
|----------|----|---|----|------|---|---|----|
| Germans | 25 | 0 | 25 | 1 | 0 | 1 | 26 |
| Japanese | 33 | 0 | 33 | None | | | 33 |
| Italians | 17 | 0 | 17 | 4 | 0 | 4 | 21 |
| Total | 75 | 0 | 75 | 5 | 0 | 5 | 80 |

GRAND RAPIDS

| | | | | | | | |
|----------|------|---|----|---|---|---|----|
| Germans | 13 | 0 | 13 | 1 | 0 | 1 | 14 |
| Japanese | None | | | | | | |
| Italians | None | | | | | | |
| Total | 13 | 0 | 13 | 1 | 0 | 1 | 14 |

339

December 7, 1941 to September 7, 1943

- 4 -

HONOLULU

| | | | | | | | |
|--------------|------------|-----------|------------|------------|----------|------------|--------------|
| Germans | 73 | 0 | 73 | 45 | 0 | 45 | 118 |
| Japanese | 824 | 12 | 836 | 496 | 8 | 504 | 1,340 |
| Italians | 14 | 0 | 14 | 3 | 0 | 3 | 17 |
| Total | 911 | 12 | 923 | 544 | 8 | 552 | 1,475 |

HOUSTON

| | | | | | | | |
|--------------|------------|----------|------------|----------|----------|----------|------------|
| Germans | 174 | 1 | 175 | None | | | 175 |
| Japanese | 62 | 0 | 62 | None | | | 62 |
| Italians | 63 | 0 | 63 | 1 | 0 | 1 | 64 |
| Total | 299 | 1 | 300 | 1 | 0 | 1 | 301 |

HUNTINGTON

| | | | | | | | |
|--------------|-----------|----------|-----------|----------|----------|----------|-----------|
| Germans | 11 | 1 | 12 | None | | | 12 |
| Japanese | 3 | 0 | 3 | None | | | 3 |
| Italians | 4 | 0 | 4 | 2 | 0 | 2 | 6 |
| Total | 18 | 1 | 19 | 2 | 0 | 2 | 21 |

INDIANAPOLIS

| | | | | | | | |
|--------------|-----------|----------|-----------|-------------|--|--|-----------|
| Germans | 27 | 0 | 27 | None | | | 27 |
| Japanese | None | | | | | | |
| Italians | 5 | 0 | 5 | None | | | 5 |
| Total | 32 | 0 | 32 | None | | | 32 |

JACKSON

| | | | | | | | |
|--------------|----------|----------|----------|-------------|--|--|----------|
| Germans | 7 | 0 | 7 | None | | | 7 |
| Japanese | None | | | | | | |
| Italians | 1 | 0 | 1 | None | | | 1 |
| Total | 8 | 0 | 8 | None | | | 8 |

JUNEAU

| | | | | | | | |
|--------------|-----------|----------|-----------|-------------|--|--|-----------|
| Germans | 2 | 0 | 2 | None | | | 2 |
| Japanese | 9 | 0 | 9 | None | | | 9 |
| Italians | None | | | | | | |
| Total | 11 | 0 | 11 | None | | | 11 |

340

December 7, 1941 to September 7, 1943

- 5 -

KANSAS CITY

| | | | | | |
|----------|----|---|----|------|----|
| Germans | 34 | 1 | 35 | None | 35 |
| Japanese | 1 | 0 | 1 | None | 1 |
| Italians | 6 | 0 | 6 | None | 6 |
| Total | 41 | 1 | 42 | None | 42 |

KNOXVILLE

| | | | | | |
|----------|------|---|---|------|---|
| Germans | 1 | 0 | 1 | None | 1 |
| Japanese | None | | | | |
| Italians | None | | | | |
| Total | 1 | 0 | 1 | None | 1 |

LITTLE ROCK

| | | | | | |
|----------|---|---|---|------|---|
| Germans | 6 | 0 | 6 | None | 6 |
| Japanese | 1 | 0 | 1 | None | 1 |
| Italians | 1 | 1 | 2 | None | 2 |
| Total | 8 | 1 | 9 | None | 9 |

LOS ANGELES

| | | | | | | | |
|----------|-------|---|-------|----|---|----|-------|
| Germans | 182 | 0 | 182 | 16 | 0 | 16 | 198 |
| Japanese | 2,029 | 0 | 2,029 | 14 | 0 | 14 | 2,043 |
| Italians | 141 | 0 | 141 | 1 | 0 | 1 | 142 |
| Total | 2,352 | 0 | 2,352 | 31 | 0 | 31 | 2,383 |

LOUISVILLE

| | | | | | | | |
|----------|------|---|----|------|---|---|----|
| Germans | 17 | 0 | 17 | 1 | 0 | 1 | 18 |
| Japanese | 1 | 0 | 1 | None | | | 1 |
| Italians | None | | | | | | |
| Total | 18 | 0 | 18 | 1 | 0 | 1 | 19 |

MEMPHIS

| | | | | | | | |
|----------|------|---|---|------|--|--|---|
| Germans | 8 | 0 | 8 | None | | | 8 |
| Japanese | None | | | | | | |
| Italians | 1 | 0 | 1 | None | | | 1 |
| Total | 9 | 0 | 9 | None | | | 9 |

341

December 7, 1941 to September 7, 1943

- 6 -

MIAMI

| | | | | | | | |
|--------------|------------|----------|------------|----------|----------|----------|------------|
| Germans | 157 | 0 | 157 | 2 | 0 | 2 | 159 |
| Japanese | 29 | 0 | 29 | None | | | 29 |
| Italians | 212 | 0 | 212 | None | | | 212 |
| Total | 398 | 0 | 398 | 2 | 0 | 2 | 400 |

MILWAUKEE

| | | | | | | | |
|--------------|------------|----------|------------|----------|----------|----------|------------|
| Germans | 104 | 1 | 105 | 1 | 0 | 1 | 106 |
| Japanese | None | | | | | | |
| Italians | 1 | 0 | 1 | None | | | 1 |
| Total | 105 | 1 | 106 | 1 | 0 | 1 | 107 |

NEWARK

| | | | | | | | |
|--------------|------------|----------|------------|----------|----------|----------|------------|
| Germans | 656 | 4 | 660 | 3 | 0 | 3 | 663 |
| Japanese | 47 | 0 | 47 | 1 | 0 | 1 | 48 |
| Italians | 30 | 0 | 30 | None | | | 30 |
| Rumanians | 1 | 0 | 1 | None | | | 1 |
| Total | 734 | 4 | 738 | 4 | 0 | 4 | 742 |

NEW HAVEN

| | | | | | | | |
|--------------|------------|----------|------------|-------------|--|--|------------|
| Germans | 83 | 0 | 83 | None | | | 83 |
| Japanese | 31 | 0 | 31 | None | | | 31 |
| Italians | 30 | 0 | 30 | None | | | 30 |
| Total | 144 | 0 | 144 | None | | | 144 |

NEW ORLEANS

| | | | | | | | |
|--------------|------------|----------|------------|-------------|--|--|------------|
| Germans | 46 | 0 | 46 | None | | | 46 |
| Japanese | 9 | 0 | 9 | None | | | 9 |
| Italians | 233 | 0 | 233 | None | | | 233 |
| Total | 288 | 0 | 288 | None | | | 288 |

NEW YORK

| | | | | | | | |
|--------------|--------------|-----------|--------------|-----------|----------|-----------|--------------|
| Germans | 1,876 | 35 | 1,911 | 4 | 0 | 4 | 1,915 |
| Japanese | 380 | 0 | 380 | 8 | 0 | 8 | 388 |
| Italians | 401 | 0 | 401 | 5 | 0 | 5 | 406 |
| Rumanians | 3 | 0 | 3 | None | | | 3 |
| Hungarians | 5 | 0 | 5 | None | | | 5 |
| Total | 2,665 | 35 | 2,700 | 17 | 0 | 17 | 2,717 |

December 7, 1941 to September 7, 1943

- 7 -

NORFOLK

| | | | | | | | |
|----------|----|---|----|------|--|--|----|
| Germans | 13 | 0 | 13 | None | | | 13 |
| Japanese | 31 | 0 | 31 | None | | | 31 |
| Italians | 12 | 0 | 12 | None | | | 12 |
| Total | 56 | 0 | 56 | None | | | 56 |

OKLAHOMA CITY

| | | | | | | | |
|----------|------|---|----|------|--|--|----|
| Germans | 10 | 0 | 10 | None | | | 10 |
| Japanese | None | | | | | | |
| Italians | 1 | 0 | 1 | None | | | 1 |
| Total | 11 | 0 | 11 | None | | | 11 |

OMAHA

| | | | | | | | |
|----------|---|---|---|------|---|---|---|
| Germans | 2 | 0 | 2 | 1 | 0 | 1 | 3 |
| Japanese | 3 | 0 | 3 | None | | | 3 |
| Italians | 1 | 0 | 1 | None | | | 1 |
| Total | 6 | 0 | 6 | 1 | 0 | 1 | 7 |

PHILADELPHIA

| | | | | | | | |
|------------|-----|---|-----|------|---|----|-----|
| Germans | 275 | 0 | 275 | 10 | 0 | 10 | 285 |
| Japanese | 30 | 0 | 30 | 1 | 0 | 1 | 31 |
| Italians | 80 | 0 | 80 | None | | | 80 |
| Rumanians | 1 | 0 | 1 | None | | | 1 |
| Hungarians | 1 | 0 | 1 | None | | | 1 |
| Total | 387 | 0 | 387 | 11 | 0 | 11 | 398 |

PHOENIX

| | | | | | | | |
|----------|-----|---|-----|------|---|---|-----|
| Germans | 39 | 0 | 39 | 1 | 0 | 1 | 40 |
| Japanese | 70 | 0 | 70 | 3 | 0 | 3 | 73 |
| Italians | 31 | 0 | 31 | None | | | 31 |
| Total | 140 | 0 | 140 | 4 | 0 | 4 | 144 |

PITTSBURGH

| | | | | | | | |
|----------|------|---|-----|---|---|---|-----|
| Germans | 77 | 0 | 77 | 7 | 0 | 7 | 84 |
| Japanese | None | | | | | | |
| Italians | 33 | 0 | 33 | 1 | 0 | 1 | 34 |
| Total | 110 | 0 | 110 | 8 | 0 | 8 | 118 |

303

December 7, 1941 to September 7, 1943

- 8 -

PORTLAND

| | | | | | | | |
|--------------|------------|----------|------------|----------|----------|----------|------------|
| Germans | 130 | 0 | 130 | 1 | 0 | 1 | 131 |
| Japanese | 103 | 0 | 103 | 1 | 0 | 1 | 104 |
| Italians | 33 | 0 | 33 | None | | | 33 |
| Rumanians | 1 | 0 | 1 | None | | | 1 |
| Total | 267 | 0 | 267 | 2 | 0 | 2 | 269 |

PROVIDENCE

| | | | | | | | |
|--------------|-----------|----------|-----------|-------------|--|--|-----------|
| Germans | 8 | 0 | 8 | None | | | 8 |
| Japanese | 1 | 0 | 1 | None | | | 1 |
| Italians | 2 | 0 | 2 | None | | | 2 |
| Total | 11 | 0 | 11 | None | | | 11 |

RICHMOND

| | | | | | | | |
|--------------|-----------|----------|-----------|-------------|--|--|-----------|
| Germans | 29 | 0 | 29 | None | | | 29 |
| Japanese | None | | | | | | |
| Italians | 26 | 0 | 26 | None | | | 26 |
| Total | 55 | 0 | 55 | None | | | 55 |

ST. LOUIS

| | | | | | | | |
|--------------|-----------|----------|-----------|----------|----------|----------|-----------|
| Germans | 43 | 0 | 43 | 4 | 0 | 4 | 47 |
| Japanese | 1 | 0 | 1 | None | | | 1 |
| Italians | 10 | 0 | 10 | None | | | 10 |
| Total | 54 | 0 | 54 | 4 | 0 | 4 | 58 |

ST. PAUL

| | | | | | | | |
|--------------|-----------|----------|-----------|-------------|--|--|-----------|
| Germans | 21 | 0 | 21 | None | | | 21 |
| Japanese | 2 | 0 | 2 | None | | | 2 |
| Italians | None | | | | | | |
| Total | 23 | 0 | 23 | None | | | 23 |

SALT LAKE CITY

| | | | | | | | |
|--------------|------------|----------|------------|-----------|----------|-----------|------------|
| Germans | 35 | 0 | 35 | None | | | 35 |
| Japanese | 157 | 0 | 157 | 10 | 0 | 10 | 167 |
| Italians | 16 | 0 | 16 | 2 | 0 | 2 | 18 |
| Total | 208 | 0 | 208 | 12 | 0 | 12 | 220 |

374

December 7, 1941 to September 7, 1943

- 9 -

SAN ANTONIO

| | | | | | | | |
|--------------|-----------|----------|-----------|----------|----------|----------|-----------|
| Germans | 34 | 0 | 34 | 2 | 0 | 2 | 36 |
| Japanese | 9 | 0 | 9 | None | | | 9 |
| Italians | 17 | 0 | 17 | None | | | 17 |
| Total | 60 | 0 | 60 | 2 | 0 | 2 | 62 |

SAN DIEGO

| | | | | | | | |
|--------------|------------|----------|------------|----------|----------|----------|------------|
| Germans | 37 | 0 | 37 | None | | | 37 |
| Japanese | 270 | 0 | 270 | 2 | 0 | 2 | 272 |
| Italians | 6 | 0 | 6 | None | | | 6 |
| Total | 313 | 0 | 313 | 2 | 0 | 2 | 315 |

SAN FRANCISCO

| | | | | | | | |
|--------------|--------------|----------|--------------|-----------|----------|-----------|--------------|
| Germans | 319 | 0 | 319 | 6 | 0 | 6 | 325 |
| Japanese | 626 | 1 | 627 | 13 | 0 | 13 | 640 |
| Italians | 452 | 2 | 454 | 5 | 0 | 5 | 459 |
| Total | 1,397 | 3 | 1,400 | 24 | 0 | 24 | 1,424 |

SAN JUAN

| | | | | | | | |
|--------------|-----------|----------|-----------|----------|----------|----------|-----------|
| Germans | 21 | 0 | 21 | 1 | 0 | 1 | 22 |
| Japanese | 1 | 0 | 1 | None | | | 1 |
| Italians | 5 | 0 | 5 | 2 | 0 | 2 | 7 |
| Total | 29 | 0 | 29 | 3 | 0 | 3 | 32 |

SAVANNAH

| | | | | | | | |
|--------------|------------|----------|------------|-------------|--|--|------------|
| Germans | 62 | 0 | 62 | None | | | 62 |
| Japanese | 6 | 0 | 6 | None | | | 6 |
| Italians | 33 | 0 | 33 | None | | | 33 |
| Total | 101 | 0 | 101 | None | | | 101 |

SEATTLE

| | | | | | | | |
|--------------|------------|----------|------------|----------|----------|----------|------------|
| Germans | 112 | 0 | 112 | 2 | 0 | 2 | 114 |
| Japanese | 413 | 0 | 413 | 7 | 0 | 7 | 420 |
| Italians | 32 | 1 | 33 | None | | | 33 |
| Total | 557 | 1 | 558 | 9 | 0 | 9 | 567 |

5

December 7, 1941 to September 7, 1943

- 10 -

SIOUX FALLS

| | | | | | |
|----------|------|---|----|------|----|
| Germans | 12 | 0 | 12 | None | 12 |
| Japanese | 1 | 0 | 1 | None | 1 |
| Italians | None | | | | |
| Total | 13 | 0 | 13 | None | 13 |

SPRINGFIELD

| | | | | | |
|----------|----|---|----|------|----|
| Germans | 10 | 0 | 10 | None | 10 |
| Japanese | 2 | 0 | 2 | None | 2 |
| Italians | 4 | 0 | 4 | None | 4 |
| Total | 16 | 0 | 16 | None | 16 |

WASHINGTON FIELD

| | | | | | |
|------------|----|---|----|------|----|
| Germans | 12 | 0 | 12 | None | 12 |
| Japanese | 9 | 0 | 9 | None | 9 |
| Italians | 5 | 0 | 5 | None | 5 |
| Hungarians | 1 | 0 | 1 | None | 1 |
| Total | 27 | 0 | 27 | None | 27 |

Apprehensions of Seamen

BALTIMORE (Port Howard)

| | | | | |
|---------|---|---|---|------|
| Germans | 1 | 0 | 1 | None |
|---------|---|---|---|------|

BUTTE (Fort Missoula)

| | | | | |
|----------|-------|---|-------|------|
| Italians | 1,210 | 0 | 1,210 | None |
|----------|-------|---|-------|------|

SIOUX FALLS (Fort Lincoln)

| | | | | |
|---------|-----|----|-----|------|
| Germans | 164 | 10 | 174 | None |
|---------|-----|----|-----|------|

6

| | |
|----------------|-------|
| Mr. Tolson | _____ |
| Mr. E. A. Tamm | _____ |
| Mr. Clegg | _____ |
| Mr. Coffey | _____ |
| Mr. Glavin | _____ |
| Mr. Ladd | _____ |
| Mr. Nichols | _____ |
| Mr. Rosen | _____ |
| Mr. Tracy | _____ |
| Mr. Carson | _____ |
| Mr. Harbo | _____ |
| Mr. Hendon | _____ |
| Mr. McGuire | _____ |
| Mr. Mumford | _____ |
| Mr. Piper | _____ |
| Mr. Quinn Tamm | _____ |
| Tele. Room | _____ |
| Mr. Nease | _____ |
| Miss Beahm | _____ |
| Miss Gandy | _____ |



Federal Bureau of Investigation
United States Department of Justice

JCS:FC

Washington, D. C.

September 1, 1943

MEMORANDUM FOR THE DIRECTOR

RE: ALIEN ENTRY CONTROL

You may be interested in knowing that a digest of the dispositions received from the Department concerning alien enemies reveals a decided trend in releases and paroles. You will recall that the Department has established the policy of granting alien enemies rehearings and reviewing the files and changing the original disposition orders from internment to parole or release. The dispositions being received which change the original order of internment to parole or release affect in the most part the alien enemies who were apprehended in the early part of this program. Of the alien enemies who have been recently apprehended, the greater percentage are being ordered interned by the Attorney General.

The trend of dispositions is illustrated by the enclosed chart which analyzes the original dispositions received as to Germans, Italians and Japanese, and subsequent dispositions received changing the original disposition. Some of the highlights as to each nationality are as follows:

A comparison between the periods of July 1, 1942 to December 31, 1942, and January 1, 1943 to August 15, 1943, reflects that the percentage of original dispositions ordering the internment of German aliens has dropped from 51.62% during the former period to 45.97% for the past seven and a half months.

The subsequent orders, that is, those orders which have been issued by the Department as the result of their reviewing the files, indicate this trend even more clearly when out of 116 dispositions received during the latter half of 1942, 42 or 36.21% ordered internment, while from January 1, 1943 to August 15, 1943, only 77 or 22% of 350 dispositions ordered internment.

The decrease in percentage of original orders of internment for Japanese aliens between the latter two periods is slightly greater than in the case of Germans. The percentage dropped from 57.91% during the first period to 45.22% for the past seven and a half months.

The subsequent orders for Japanese indicate a decline from 19 or 38.73% of 49 orders during the second six months of 1942 to 57 or 18.39% for internment out of 310 subsequent disposition orders received from January 1, 1943 to August 15, 1943. An explanation for this small number of Japanese being restricted by internment may be found in the policy of the Department of paroling interned Japanese to Relocation Camps.

Write - Individual Detention - special





40 SEP 28 1943

While the percentage of dispositions ordering Italians interned during the past seven and a half months has increased slightly, from 23.93% to 29.85%, the latter percentage represents but 20 Italians, while the percentage for the preceding six months represents 94 Italians interned.

As had been anticipated, the subsequent dispositions of internment of Italians emanating from the Department has decreased from 18.75% during the latter half of 1942 to 6.38% for the period ending August 15, 1943. Both of these percentages represent but 9 subsequent dispositions.

On the basis of this trend, one may anticipate that a large percentage of aliens who were interned during 1942 will have been paroled or released by July 1, 1944.

Respectfully,


D. M. Ladd


Attachment

ORIGINAL REPRODUCTION
OFFICES FROM THE ATTORNEY GENERAL

ORIGINAL REPRODUCTION
OFFICES FROM THE ATTORNEY GENERAL

| Period | Total | GERMANS | | | Total Paroled & Released | Intern | Parole | Release | Total Paroled & Released | Intern | Parole | Release | Total Paroled & Released | Total |
|--------------------|-------|---------|--------|---------|--------------------------|--------|--------|---------|--------------------------|--------|--------|---------|--------------------------|-------|
| | | Intern | Parole | Release | | | | | | | | | | |
| 12/7/41 to 1/31/42 | 1709 | 800 | 644 | 265 | 909 | 29 | 32 | 9 | 41 | 45.71% | 12.86% | 53.57% | 70 | |
| 7/1/42 - 12/31/42 | 1424 | 735 | 544 | 145 | 689 | 42 | 48 | 26 | 74 | 36.21% | 41.38% | 22.41% | 63.79% | 116 |
| 1/1/43 - 8/15/43 | 1005 | 462 | 473 | 70 | 543 | 77 | 165 | 108 | 273 | 22.00% | 47.14% | 30.86% | 78.00% | 350 |
| 12/7/41 - 6/31/42 | 2342 | 1208 | 876 | 268 | 1134 | 16 | 9 | 1 | 10 | 61.54% | 34.62% | 3.84% | 38.64% | 26 |
| 7/1/42 - 12/31/42 | 1645 | 951 | 536 | 158 | 694 | 19 | 27 | 3 | 30 | 38.78% | 55.10% | 6.12% | 61.22% | 49 |
| 1/1/43 - 8/15/43 | 115 | 52 | 54 | 9 | 63 | 57 | 246 | 7 | 253 | 18.39% | 79.35% | 2.26% | 81.61% | 310 |
| 12/7/41 - 6/31/42 | 375 | 153 | 135 | 87 | 222 | 0 | 3 | 0 | 3 | 100% | 100% | 0 | 100% | 3 |
| 7/1/42 - 12/31/42 | 392 | 94 | 194 | 104 | 298 | 9 | 26 | 13 | 39 | 18.75% | 54.17% | 27.08% | 81.25% | 48 |
| 1/1/43 - 8/15/43 | 67 | 20 | 39 | 8 | 47 | 9 | 68 | 64 | 132 | 6.38% | 48.23% | 45.39% | 93.62% | 141 |


RECORDED
R-172 NOV 2 1962

ENCLOSURE

100-2-3955

349

| | |
|----------------|---|
| Mr. Tolson | ✓ |
| Mr. E. A. Tamm | ✓ |
| Mr. Clegg | ✓ |
| Mr. Coffey | ✓ |
| Mr. Glavin | ✓ |
| Mr. Ladd | ✓ |
| Mr. Nichols | ✓ |
| Mr. Rosen | ✓ |
| Mr. Tracy | ✓ |
| Mr. Carson | ✓ |
| Mr. Harbo | ✓ |
| Mr. Hendon | ✓ |
| Mr. McGuire | ✓ |
| Mr. Mumford | ✓ |
| Mr. Pender | ✓ |
| Mr. Quinn Tamm | ✓ |
| Tele. Room | ✓ |
| Mr. Nease | ✓ |
| Miss Gandy | ✓ |



Federal Bureau of Investigation
United States Department of Justice
Washington, D. C.

September 7, 1943

HHC:BG

MEMORANDUM FOR THE DIRECTOR

RE: MONTHLY REPORTS ON ALIENS

(a) The Chicago conference unanimously recommended that the monthly report required on the first Tuesday of each month showing the number of aliens arrested be eliminated.

At the Executives Conference Messrs. Glavin and Clegg recommended that this report be discontinued in view of the fact that the report is solely for Bureau purposes and is not forwarded to the Department or any other outside agency; the Department does not request it and it is an additional, unnecessary administrative report.

Messrs. Tracy, Quinn Tamm, Carson, Nichols, Acers, Hendon, Ladd, Mumford, Rosen, Coffey and Hince recommended that the monthly report be changed to a quarterly report in the future. They felt that the report was necessary to the Bureau for statistical and informative purposes but that quarterly would be satisfactory in the future.

(b) The Chicago conference recommended unanimously that there be eliminated the report which is submitted on the first of each month to the Bureau concerning alien enemy registrations and showing in detail:

1. The number of certificates of registration received according to nationality
2. The total number received since inception of this program
3. The number of registrations verified
4. The number remaining to be verified

It was pointed out at the Executives Conference that this entire program would be completed within three months of time. The Conference therefore, with the exception of Mr. Clegg, recommended that it be continued until completion.

Mr. Clegg felt that there is no more need for this report than there is for a separate report on all other classifications of cases and that it should be discontinued.

FOR DEFENSE

RECORDED



(c) The Chicago conference recommended that there be discontinued the requirement that there be sent in with the administrative report each month a separate letter showing the number of investigations concerning travel violations by aliens.

Administrative Report on Travel Violations by Aliens

350

Mr. Glavin

The Executives Conference unanimously approved the discontinuance of this report or this portion of the monthly administrative report. This was also unanimously approved by the Chicago conference.

OK.
H.
Buller

Respectfully,
FOR THE CONFERENCE

CT
Clyde Tolson
Chairman

WRG
W. R. Glavin
Secretary

2. MONTHLY REPORTS ON ALIENS - NUMBER OF ALIENS ARRESTED. The monthly report showing the number of aliens arrested, which report was required on the first Tuesday of each month, should in the future be a quarterly report which is to be submitted on the first Tuesday of the months of January, April, July and October, and the report is to cover the statistics as to the number of aliens arrested during the preceding quarter.

*Director - ...
... ..*

ORIGINAL FILED IN 66-25

hl

100-3-V
NOT RECORDED
82 OCT 2 1943

186
...

352

4

HWS:em
10/5/43

OCT - 9 1943

MEMORANDUM FOR THE ATTORNEY GENERAL

In connection with the apprehension of German, Japanese, Italian, Rumanian, Hungarian and Bulgarian individuals, there is attached hereto a summary report reflecting the number of apprehensions by Field Offices.

Respectfully,

J. Edgar Hoover

John Edgar Hoover
Director

0 Custodial Protection, Vinal

- Mr. Tolson _____
- Mr. E. A. Tamm _____
- Mr. Clegg _____
- Mr. Coffey _____
- Mr. Glavin _____
- Mr. Ladd _____
- Mr. Nichols _____
- Mr. Rosen _____
- Mr. Tracy _____
- Mr. Carson _____
- Mr. Harbo _____
- Mr. Hendon _____
- Mr. McGuire _____
- Mr. Mumford _____
- Mr. Piper _____
- Mr. Quinn Tamm _____
- Mr. Nease _____
- Miss Gandy _____

Enclosure

SEARCHED O.
SERIALIZED
INDEXED
FILED
OCT 10 - 8 - 43
FBI - WASH DC

OCT - 9 1943

OCT 7 6 52 PM '43
RECEIVED-DIRECTOR
F. B. I.
DEPT. OF JUSTICE

RECORDED

100-2-
OCT 8 1943

APPREHENSIONS

December 7, 1941 to October 5, 1943

| | <u>Arrests of All Aliens Reported</u> | | <u>Arrests of All Citizens Reported</u> | | <u>Grand Total</u> |
|------------|---------------------------------------|-------------------|---|-------------------|--------------------|
| | <u>Previous</u> | <u>Additional</u> | <u>Previous</u> | <u>Additional</u> | <u>Total</u> |
| German | ** 5,918 | 59 | 116 | 0 | 6,093 |
| Japanese | 5,294 | 9 | 568 | 1 | 5,872 |
| Italians | ** 3,503 | 00 | 30 | 0 | 3,533 |
| Rumanians | 11 | 0 | 0 | 0 | 11 |
| Hungarians | 11 | 1 | 0 | 0 | 12 |
| Bulgarians | <u>1</u> | <u>0</u> | <u>0</u> | <u>0</u> | <u>1</u> |
| Total | 14,738 | 69 | 714 | 1 | 15,522 |

** Includes 173 German Seaman

** Includes 1,210 Italian Seaman

104-2-2931
354

ENCLOSURE

ARRESTS MADE BY FIELD OFFICES

December 7, 1941 to October 5, 1943

| | <u>ARRESTS OF ALL ALIENS REPORTED</u> | | | <u>ARRESTS OF ALL CITIZENS REPORTED</u> | | | Grand Total |
|-------------------|---|------------|------------|---|------------|----------|----------------|
| | Previous | Additional | Total | Previous | Additional | Total | |
| <u>ALBANY</u> | | | | | | | |
| Germans | 73 | 0 | 73 | None | | | 73 |
| Japanese | 3 | 0 | 3 | None | | | 3 |
| Italians | 41 | 0 | 41 | None | | | 41 |
| Total | 117 | 0 | 117 | None | | | 117 |
| <u>ATLANTA</u> | | | | | | | |
| Germans | 42 | 0 | 42 | None | | | 42 |
| Japanese | 3 | 0 | 3 | None | | | 3 |
| Italians | 32 | 0 | 32 | None | | | 32 |
| Rumanians | 1 | 0 | 1 | None | | | 1 |
| Total | 78 | 0 | 78 | None | | | 78 |
| <u>BALTIMORE</u> | | | | | | | |
| Germans | 50 | 0 | 50 | 2 | 0 | 2 | 52 |
| Japanese | 1 | 0 | 1 | None | | | 1 |
| Italians | 41 | 0 | 41 | 1 | 0 | 1 | 42 |
| Hungarians | 1 | 0 | 1 | None | | | 1 |
| Total | 93 | 0 | 93 | 3 | 0 | 3 | 96 |
| <u>BIRMINGHAM</u> | | | | | | | |
| Germans | 29 | 0 | 29 | None | | | 29 |
| Japanese | 3 | 0 | 3 | None | | | 3 |
| Italians | 22 | 0 | 22 | None | | | 22 |
| Total | 54 | 0 | 54 | None | | | 54 |
| <u>BOSTON</u> | | | | | | | |
| Germans | 52 | 1 | 53 | None | | | 53 |
| Japanese | 10 | 0 | 10 | None | | | 10 |
| Italians | 24 | 0 | 24 | None | | | 24 |
| Total | 86 | 1 | 87 | None | | | 87 |

December 7, 1941 to October 5, 1943

- 2 -

PUFALO

| | | | | | | | |
|--------------|-----------|----------|-----------|-------------|--|--|-----------|
| Germans | 45 | 0 | 45 | None | | | 45 |
| Japanese | 5 | 0 | 5 | None | | | 5 |
| Italians | 20 | 0 | 20 | None | | | 20 |
| Total | 70 | 0 | 70 | None | | | 70 |

BUFFE

| | | | | | | | |
|--------------|-----------|----------|-----------|-------------|--|--|-----------|
| Germans | 28 | 1 | 29 | None | | | 29 |
| Japanese | 18 | 0 | 18 | None | | | 18 |
| Italians | 12 | 0 | 12 | None | | | 12 |
| Total | 58 | 1 | 59 | None | | | 59 |

CHARLOTTE

| | | | | | | | |
|--------------|-----------|----------|-----------|-------------|--|--|-----------|
| Germans | 27 | 0 | 27 | None | | | 27 |
| Japanese | None | | | None | | | |
| Italians | 18 | 0 | 18 | None | | | 18 |
| Total | 45 | 0 | 45 | None | | | 45 |

CHICAGO

| | | | | | | | |
|--------------|------------|----------|------------|----------|----------|----------|------------|
| Germans | 266 | 6 | 272 | 2 | 0 | 2 | 274 |
| Japanese | 10 | 0 | 10 | 1 | 0 | 1 | 11 |
| Italians | 7 | 0 | 7 | None | | | 7 |
| Total | 283 | 6 | 289 | 3 | 0 | 3 | 292 |

CINCINNATI

| | | | | | | | |
|----------------|-----------|----------|-----------|-------------|--|--|-----------|
| Mr. Tolson | 64 | 0 | 64 | None | | | 64 |
| Mr. E. A. Tamm | 1 | 0 | 1 | None | | | 1 |
| Mr. Clegg | 25 | 0 | 25 | None | | | 25 |
| Mr. Coffey | | | | | | | |
| Mr. Glavin | | | | | | | |
| Mr. Ladd | 90 | 0 | 90 | None | | | 90 |
| Mr. Nichols | | | | | | | |
| Mr. Rosen | | | | | | | |
| Mr. Tracy | | | | | | | |
| Total | 90 | 0 | 90 | None | | | 90 |

NEW HAVEN

| | | | | | | | |
|-------------|-----|---|-----|------|---|---|-----|
| Mr. Acers | 68 | 0 | 68 | None | | | 68 |
| Mr. Carson | 5 | 0 | 5 | None | | | 5 |
| Mr. Harbo | 47 | 0 | 47 | 2 | 0 | 2 | 49 |
| Mr. Hendon | 2 | 0 | 2 | None | | | 2 |
| Mr. Mumford | 3 | 0 | 3 | None | | | 3 |
| Mr. Starke | | | | | | | |
| Mr. Quinn | 125 | 0 | 125 | 2 | 0 | 2 | 127 |
| Mr. Nease | | | | | | | |
| Miss Gandy | | | | | | | |

356

December 7, 1941 to October 5, 1943

- 3 -

DALLAS

| | | | | | | | |
|--------------|------------|----------|------------|----------|----------|----------|------------|
| German | 54 | 0 | 54 | 1 | 0 | 1 | 55 |
| Japanese | 13 | 0 | 13 | 3 | 0 | 3 | 16 |
| Italians | 33 | 0 | 33 | None | | | 33 |
| Total | 100 | 0 | 100 | 4 | 0 | 4 | 104 |

DENVER

| | | | | | | | |
|--------------|-----------|----------|-----------|-------------|--|--|-----------|
| German | 14 | 0 | 14 | None | | | 14 |
| Japanese | 14 | 0 | 14 | None | | | 14 |
| Italians | 1 | 0 | 1 | None | | | 1 |
| Total | 29 | 0 | 29 | None | | | 29 |

DES MOINES

| | | | | | | | |
|--------------|-----------|----------|-----------|-------------|--|--|-----------|
| German | 17 | 0 | 17 | None | | | 17 |
| Japanese | 1 | 0 | 1 | None | | | 1 |
| Italians | 1 | 0 | 1 | None | | | 1 |
| Total | 19 | 0 | 19 | None | | | 19 |

DETROIT

| | | | | | | | |
|------------|------|---|----|------|---|---|----|
| German | 68 | 2 | 70 | 2 | 0 | 2 | 72 |
| Japanese | None | | | | | | |
| Italians | 5 | 0 | 5 | 1 | 0 | 1 | 6 |
| Rumanians | 2 | 0 | 2 | None | | | 2 |
| Bulgarians | 1 | 0 | 1 | None | | | 1 |

Mr. Tolson total 76 2 78 3 0 3 81

Mr. E. A. Tamm

Mr. Clegg

Mr. Coffey PASO

Mr. Glavin German 25 0 25 1 0 1 26

Mr. Ladd Japanese 33 0 33 None 0 0 33

Mr. Nichols Italians 17 0 17 4 0 4 21

Mr. Rosen

Mr. Tracy total 75 0 75 5 0 5 80

Mr. Acers

Mr. Carson

Mr. Harbo WAPLES

Mr. Hendon German 13 0 13 1 0 1 14

Mr. Mumford Japanese None

Mr. Starke Italians None

Mr. Quinn Tamm

Mr. Nease total 13 0 13 1 0 1 14

Miss Gandy

357

December 7, 1941 to October 5, 1943

- 4 -

HONOLULU

| | | | | | | | |
|--------------|------------|----------|------------|------------|----------|------------|--------------|
| Germans | 73 | 0 | 73 | 45 | 0 | 45 | 118 |
| Japanese | 836 | 3 | 839 | 504 | 1 | 505 | 1,344 |
| Italians | 14 | 0 | 14 | 3 | 0 | 3 | 17 |
| Total | 923 | 3 | 926 | 552 | 1 | 553 | 1,479 |

HOUSTON

| | | | | | | | |
|--------------|------------|----------|------------|----------|----------|----------|------------|
| Germans | 175 | 0 | 175 | None | | | 175 |
| Japanese | 62 | 0 | 62 | None | | | 62 |
| Italians | 63 | 0 | 63 | 1 | 0 | 1 | 64 |
| Total | 300 | 0 | 300 | 1 | 0 | 1 | 301 |

HUNTINGTON

| | | | | | | | |
|--------------|-----------|----------|-----------|----------|----------|----------|-----------|
| Germans | 12 | 0 | 12 | None | | | 12 |
| Japanese | 3 | 0 | 3 | None | | | 3 |
| Italians | 4 | 0 | 4 | 2 | 0 | 2 | 6 |
| Total | 19 | 0 | 19 | 2 | 0 | 2 | 21 |

INDIANAPOLIS

| | | | | | | | |
|--------------|-----------|----------|-----------|-------------|--|--|-----------|
| Germans | 27 | 0 | 27 | None | | | 27 |
| Japanese | None | | | | | | |
| Italians | 5 | 0 | 5 | None | | | 5 |
| Hungarians | 0 | 1 | 1 | | | | 1 |
| Total | 32 | 1 | 33 | None | | | 33 |

| | | | | | | | |
|----------------|------|---|----|------|--|--|----|
| Mr. Tolson | | | | | | | |
| Mr. E. A. Tamm | | | | | | | |
| Mr. Clegg | | | | | | | |
| Mr. Coffey | 7 | 0 | 7 | None | | | 7 |
| Mr. Glavin | None | | | | | | |
| Mr. Ladd | 1 | 0 | 1 | None | | | 1 |
| Mr. Nichols | 8 | 0 | 8 | None | | | 8 |
| Mr. Rosen | | | | | | | |
| Mr. Tracy | | | | | | | |
| Mr. Egan | | | | | | | |
| Mr. Cavanaugh | 2 | 0 | 2 | None | | | 2 |
| Mr. Harbo | 9 | 0 | 9 | None | | | 9 |
| Mr. Hendon | None | | | | | | |
| Mr. Mumford | | | | | | | |
| Mr. Starnes | 11 | 0 | 11 | None | | | 11 |
| Mr. Quinn Tamm | | | | | | | |
| Mr. Nease | | | | | | | |
| Miss Gandy | | | | | | | |

358

December 7, 1941 to October 5, 1943

- 5 -

KANSAS CITY

| | | | | | |
|--------------|-----------|----------|-----------|-------------|-----------|
| German | 34 | 0 | 34 | None | 34 |
| Japanese | 1 | 0 | 1 | None | 1 |
| Italians | 6 | 0 | 6 | None | 6 |
| Total | 41 | 0 | 41 | None | 41 |

KNOXVILLE

| | | | | | |
|--------------|----------|----------|----------|-------------|----------|
| German | 1 | 0 | 1 | None | 1 |
| Japanese | None | | | | |
| Italians | None | | | | |
| Total | 1 | 0 | 1 | None | 1 |

LITTLE ROCK

| | | | | | |
|--------------|----------|----------|----------|-------------|----------|
| German | 6 | 0 | 6 | None | 6 |
| Japanese | 1 | 0 | 1 | None | 1 |
| Italians | 2 | 0 | 2 | None | 2 |
| Total | 9 | 0 | 9 | None | 9 |

LOS ANGELES

| | | | | | | | |
|--------------|--------------|----------|--------------|-----------|----------|-----------|--------------|
| German | 182 | 0 | 182 | 16 | 0 | 16 | 198 |
| Japanese | 2,029 | 0 | 2,029 | 14 | 0 | 14 | 2,043 |
| Italians | 141 | 0 | 141 | 1 | 0 | 1 | 142 |
| Total | 2,352 | 0 | 2,352 | 31 | 0 | 31 | 2,383 |

| | | | | | | | |
|----------------|------|---|----|------|---|---|----|
| Mr. Tolson | | | | | | | |
| Mr. E. A. Tamm | | | | | | | |
| Mr. Clegg | 17 | 0 | 17 | 1 | 0 | 1 | 18 |
| Mr. Coffey | 1 | 0 | 1 | None | | | 1 |
| Mr. Glavin | None | | | | | | |
| Mr. Ladd | | | | | | | |
| Mr. Nichols | 18 | 0 | 18 | 1 | 0 | 1 | 19 |
| Mr. Rosen | | | | | | | |
| Mr. Tracy | | | | | | | |
| Mr. Acers | | | | | | | |
| Mr. Carson | 8 | 0 | 8 | None | | | 8 |
| Mr. Harbo | None | | | | | | |
| Mr. Hendon | 1 | 0 | 1 | None | | | 1 |
| Mr. Mumford | | | | | | | |
| Mr. Starnes | 9 | 0 | 9 | None | | | 9 |
| Mr. Quinn Tamm | | | | | | | |
| Mr. Nease | | | | | | | |
| Miss Gandy | | | | | | | |

359

December 7, 1941 to October 5, 1943

- 6 -

MIAMI

| | | | | | | | |
|--------------|------------|----------|------------|----------|----------|----------|------------|
| Germans | 157 | 0 | 157 | 2 | 0 | 2 | 159 |
| Japanese | 29 | 0 | 29 | None | | | 29 |
| Italians | 212 | 0 | 212 | None | | | 212 |
| Total | 398 | 0 | 398 | 2 | 0 | 2 | 400 |

MIAMI BEACH

| | | | | | | | |
|--------------|------------|----------|------------|----------|----------|----------|------------|
| Germans | 105 | 0 | 105 | 1 | 0 | 1 | 106 |
| Japanese | None | | | | | | |
| Italians | 1 | 0 | 1 | None | | | 1 |
| Total | 106 | 0 | 106 | 1 | 0 | 1 | 107 |

NEWARK

| | | | | | | | |
|--------------|------------|----------|------------|----------|----------|----------|------------|
| Germans | 660 | 2 | 662 | 3 | 0 | 3 | 665 |
| Japanese | 47 | 0 | 47 | 1 | 0 | 1 | 48 |
| Italians | 30 | 0 | 30 | None | | | 30 |
| Rumanians | 1 | 0 | 1 | None | | | 1 |
| Total | 738 | 2 | 740 | 4 | 0 | 4 | 742 |

NEW HAVEN

| | | | | | | | |
|----------|----|---|----|------|--|--|----|
| Germans | 83 | 0 | 83 | None | | | 83 |
| Japanese | 31 | 1 | 32 | None | | | 32 |
| Italians | 30 | 0 | 30 | None | | | 30 |

Mr. Tolson 144 1 145 None 145

Mr. E. A. Tamm

Mr. Clegg

Mr. Coffey

Mr. Glavin 46 0 46 None 46

Mr. Ladd 9 0 9 None 9

Mr. Nichols 233 0 233 None 233

Mr. Rosen

Mr. Tracy 238 0 238 None 238

Mr. Acers

Mr. Carson

Mr. Hendon

Mr. Mumford 1,911 38 1,949 4 0 4 1,953

Mr. Stark 380 1 381 8 0 8 389

Mr. Quinn 401 0 401 5 0 5 406

Mr. Nease 3 0 3 None 3

Miss Gandy 5 0 5 None 5

 Total 2,700 39 2,739 17 0 17 2,756

300

December 7, 1941 to October 5, 1943

- 7 -

BIRMINGHAM

| | | | | | | | |
|--------------|-----------|----------|-----------|-------------|--|--|-----------|
| Germans | 13 | 0 | 13 | None | | | 13 |
| Japanese | 31 | 0 | 31 | None | | | 31 |
| Italians | 12 | 0 | 12 | None | | | 12 |
| Total | 56 | 0 | 56 | None | | | 56 |

OKLAHOMA CITY

| | | | | | | | |
|--------------|-----------|----------|-----------|-------------|--|--|-----------|
| Germans | 10 | 0 | 10 | None | | | 10 |
| Japanese | None | | | | | | |
| Italians | 1 | 0 | 1 | None | | | 1 |
| Total | 11 | 0 | 11 | None | | | 11 |

OKLAHOMA

| | | | | | | | |
|--------------|----------|----------|----------|----------|----------|----------|----------|
| Germans | 2 | 0 | 2 | 1 | 0 | 1 | 3 |
| Japanese | 3 | 0 | 3 | None | | | 3 |
| Italians | 1 | 0 | 1 | None | | | 1 |
| Total | 6 | 0 | 6 | 1 | 0 | 1 | 7 |

PENNSYLVANIA

| | | | | | | | |
|------------|-----|---|-----|------|---|----|-----|
| Germans | 275 | 1 | 276 | 10 | 0 | 10 | 286 |
| Japanese | 30 | 0 | 30 | 1 | 0 | 1 | 31 |
| Italians | 80 | 0 | 80 | None | | | 80 |
| Rumanians | 1 | 0 | 1 | None | | | 1 |
| Hungarians | 1 | 0 | 1 | None | | | 1 |

| | | | | | | | |
|----------------|------|---|-----|------|---|----|-----|
| Mr. Tolson | 387 | 1 | 388 | 11 | 0 | 11 | 399 |
| Mr. E. A. Tamm | | | | | | | |
| Mr. Clegg | | | | | | | |
| Mr. Coffey | | | | | | | |
| Mr. Glavin | 39 | 1 | 40 | 1 | 0 | 1 | 41 |
| Mr. Ladd | 70 | 2 | 72 | 3 | 0 | 3 | 75 |
| Mr. Nichols | 31 | 0 | 31 | None | | | 31 |
| Mr. Rosen | | | | | | | |
| Mr. Tracy | 140 | 3 | 143 | 4 | 0 | 4 | 147 |
| Mr. Acers | | | | | | | |
| Mr. Carson | | | | | | | |
| Mr. Hendon | 77 | 1 | 78 | 7 | 0 | 7 | 85 |
| Mr. Mumford | None | | | | | | |
| Mr. Stark | 33 | 0 | 33 | 1 | 0 | 1 | 34 |
| Mr. Quinn Tamm | | | | | | | |
| Mr. Nease | 110 | 1 | 111 | 8 | 0 | 8 | 119 |
| Miss Gandy | | | | | | | |

361

December 7, 1941 to October 5, 1943

- 8 -

PORTLAND

| | | | | | | | |
|-----------|-----|---|-----|------|---|---|-----|
| Germans | 130 | 0 | 130 | 1 | 0 | 1 | 131 |
| Japanese | 103 | 0 | 103 | 1 | 0 | 1 | 104 |
| Italians | 33 | 0 | 33 | None | | | 33 |
| Rumanians | 1 | 0 | 1 | None | | | 1 |
| Total | 267 | 0 | 267 | 2 | 0 | 2 | 269 |

PROVIDENCE

| | | | | | | | |
|----------|----|---|----|------|--|--|----|
| Germans | 8 | 0 | 8 | None | | | 8 |
| Japanese | 1 | 0 | 1 | None | | | 1 |
| Italians | 2 | 0 | 2 | None | | | 2 |
| Total | 11 | 0 | 11 | None | | | 11 |

RICHMOND

| | | | | | | | |
|----------|------|---|----|------|--|--|----|
| Germans | 29 | 1 | 30 | None | | | 30 |
| Japanese | None | | | | | | |
| Italians | 26 | 0 | 26 | None | | | 26 |
| Total | 55 | 1 | 56 | None | | | 56 |

ST. LOUIS

| | | | | | | | |
|----------|----|---|----|------|---|---|----|
| Germans | 43 | 0 | 43 | 4 | 0 | 4 | 47 |
| Japanese | 1 | 0 | 1 | None | | | 1 |
| Italians | 10 | 0 | 10 | None | | | 10 |
| Total | 54 | 0 | 54 | 4 | 0 | 4 | 58 |

| | | | | | | | |
|----------------|------|---|-----|------|---|----|-----|
| Mr. Tolson | | | | | | | |
| Mr. E. A. Tamm | | | | | | | |
| Mr. Clegg | | | | | | | |
| Mr. Coffey | 21 | 1 | 22 | None | | | 22 |
| Mr. Glavin | 2 | 0 | 2 | None | | | 2 |
| Mr. Ladd | None | | | | | | |
| Mr. Nichols | | | | | | | |
| Mr. Rosen | 23 | 1 | 24 | None | | | 24 |
| Mr. Tracy | | | | | | | |
| Mr. Acers | | | | | | | |
| Mr. Carson | | | | | | | |
| Mr. Harbo | 35 | 0 | 35 | None | | | 35 |
| Mr. Hendon | 157 | 2 | 159 | 10 | 0 | 10 | 169 |
| Mr. Mumford | 16 | 0 | 16 | 2 | 0 | 2 | 18 |
| Mr. Starks | | | | | | | |
| Mr. Quinn Tamm | 208 | 2 | 210 | 12 | 0 | 12 | 222 |
| Mr. Nease | | | | | | | |
| Miss Gandy | | | | | | | |

362

December 7, 1941 to October 5, 1943

- 9 -

SAN ANTONIO

| | | | | | | | |
|--------------|-----------|----------|-----------|----------|----------|----------|-----------|
| Germans | 34 | 0 | 34 | 2 | 0 | 2 | 36 |
| Japanese | 9 | 0 | 9 | None | | | 9 |
| Italians | 17 | 0 | 17 | None | | | 17 |
| Total | 60 | 0 | 60 | 2 | 0 | 2 | 62 |

SAN DIEGO

| | | | | | | | |
|--------------|------------|----------|------------|----------|----------|----------|------------|
| Germans | 37 | 0 | 37 | None | | | 37 |
| Japanese | 270 | 0 | 270 | 2 | 0 | 2 | 272 |
| Italians | 6 | 0 | 6 | None | | | 6 |
| Total | 313 | 0 | 313 | 2 | 0 | 2 | 315 |

SAN FRANCISCO

| | | | | | | | |
|--------------|--------------|----------|--------------|-----------|----------|-----------|--------------|
| Germans | 319 | 2 | 321 | 6 | 0 | 6 | 327 |
| Japanese | 627 | 0 | 627 | 13 | 0 | 13 | 640 |
| Italians | 454 | 0 | 454 | 5 | 0 | 5 | 459 |
| Total | 1,400 | 2 | 1,402 | 24 | 0 | 24 | 1,426 |

SAN JUAN

| | | | | | | | |
|--------------|-----------|----------|-----------|----------|----------|----------|-----------|
| Germans | 21 | 0 | 21 | 1 | 0 | 1 | 22 |
| Japanese | 1 | 0 | 1 | None | | | 1 |
| Italians | 5 | 0 | 5 | 2 | 0 | 2 | 7 |
| Total | 29 | 0 | 29 | 3 | 0 | 3 | 32 |

| | | | | | | | |
|----------------|-----|---|-----|------|---|---|-----|
| Mr. Tolson | | | | | | | |
| Mr. E. A. Tamm | | | | | | | |
| Mr. Clegg | 62 | 2 | 64 | None | | | 64 |
| Mr. Coffey | 6 | 0 | 6 | None | | | 6 |
| Mr. Glavin | 33 | 0 | 33 | None | | | 33 |
| Mr. Ladd | | | | | | | |
| Mr. Nichols | 101 | 2 | 103 | None | | | 103 |
| Mr. Rosen | | | | | | | |
| Mr. Tracy | | | | | | | |
| Mr. Acers | | | | | | | |
| Mr. Carson | 112 | 0 | 112 | 2 | 0 | 2 | 114 |
| Mr. Harbo | 413 | 0 | 413 | 7 | 0 | 7 | 420 |
| Mr. Hendon | 33 | 0 | 33 | None | | | 33 |
| Mr. Mumford | | | | | | | |
| Mr. Starke | 558 | 0 | 558 | 9 | 0 | 9 | 567 |
| Mr. Quinn Tamm | | | | | | | |
| Mr. Nease | | | | | | | |
| Miss Gandy | | | | | | | |

363

December 7, 1941 to October 5, 1943

- 10 -

| <u>SIX FALLS</u> | | | | | |
|--------------------------|-----------|----------|-----------|-------------|-----------|
| German | 12 | 0 | 12 | None | 12 |
| Japanese | 1 | 0 | 1 | None | 1 |
| Italians | None | | | | |
| Total | 13 | 0 | 13 | None | 13 |
| <u>SPRINGFIELD</u> | | | | | |
| German | 10 | 0 | 10 | None | 10 |
| Japanese | 2 | 0 | 2 | None | 2 |
| Italians | 4 | 0 | 4 | None | 4 |
| Total | 16 | 0 | 16 | None | 16 |
| <u>WASH. NETON FIELD</u> | | | | | |
| German | 12 | 0 | 12 | None | 12 |
| Japanese | 9 | 0 | 9 | None | 9 |
| Italians | 5 | 0 | 5 | None | 5 |
| Hungarians | 1 | 0 | 1 | None | 1 |
| Total | 27 | 0 | 27 | None | 27 |

Apprehensions of Seaman


| | | | | |
|---------------------------------------|-------|---|-------|------|
| <u>BALTIMORE (Fort Howard)</u> | | | | |
| German | 1 | 0 | 1 | None |
| Mr. Tolson | | | | |
| Mr. E. A. Tamm | 1,210 | 0 | 1,210 | None |
| Mr. Clegg | | | | |
| Mr. Coffey | | | | |
| Mr. Glavin | | | | |
| <u>GLASSBORO FALLS (Fort Lincoln)</u> | | | | |
| Mr. Ladd | 174 | 0 | 174 | None |
| Mr. Nichols | | | | |
| Mr. Rosen | | | | |
| Mr. Tracy | | | | |
| Mr. Acers | | | | |
| Mr. Carson | | | | |
| Mr. Harbo | | | | |
| Mr. Hendon | | | | |
| Mr. Mumford | | | | |
| Mr. Starke | | | | |
| Mr. Quinn Tamm | | | | |
| Mr. Nease | | | | |
| Miss Gandy | | | | |

364

J. EDGAR HOOVER

DC-257

- Mr. Tolson ✓
- Mr. E. A. Tamm ✓
- Mr. Clegg ✓
- Mr. Coffey ✓
- Mr. Glavin ✓
- Mr. Ladd ✓
- Mr. Nichols ✓
- Mr. Rosen ✓
- Mr. Tracy ✓
- Mr. Egan ✓
- Mr. Gurnea ✓
- Mr. Harbo ✓
- Mr. Hendon ✓
- Mr. Mumford ✓
- Mr. Starks ✓
- Mr. Quinn Tamm ✓
- Tele. Room
- Mr. Nease
- Miss Gandy



**Federal Bureau of Investigation
United States Department of Justice
Washington, D. C.**

September 3, 1943

MEMORANDUM FOR THE DIRECTOR

A conference was held on August 21 and 22, 1943, at Chicago, attended by Messrs. Brentley, Grayton, Scheldt, Glavin, and Clegg and Chief Clerk Beala and Dunkel.

The Executive Conference considered the following suggestions submitted by the Chicago Conference and the members of the Executive Conference unanimously approved the recommendations listed below.

(The page numbers adjacent to each item refer to the detailed discussion and analysis and statement of the suggestion in the original memorandum, which is attached.)

Those present at the Executive Conference were Messrs. Tracy, Quinn Tamm, Carson, Nichols, Nease, Hendon, Ladd, Mumford, Rosen, Coffey, Glavin, and Clegg.

UNANIMOUS RECOMMENDATIONS OF THE EXECUTIVE CONFERENCE

365

3959

100 Security Index Cards

bullet

It is the present practice in field offices to send in supplementary information to be added to security index cards (formerly known as custodial detention cards) and the Bureau would add the information to its card in Washington and make a photostatic copy which would be returned to the field. The suggestion is that the field, when sending in the information will add the additional or supplemental information furnished to the Bureau on a 5 x 8 card and attach it to the security card already maintained in the field office, thus eliminating the photostating and returning of the data. (See Page 242)

366

HWS:ZMN

October 6, 1943

PERSONAL AND [REDACTED]
VIA TELETYPE AND CARRIER PER CH

[REDACTED]
Legal Attache
The American Embassy
London, England

Private - Confidential

RE: DISPOSITION OF ALIEN ENEMY CASES

Dear [REDACTED]

As of possible interest to you, there are being transmitted three copies of a summary report dated October 5, 1943, reflecting the dispositions which have been received in the cases of alien enemies who have been apprehended by the Bureau under the Alien Enemy Control Program.

- Mr. Tolson _____
- Mr. E. A. Tamm _____
- Mr. Clegg _____
- Mr. Coffey _____
- Mr. Glavin _____
- Mr. Ladd _____
- Mr. Nichols _____
- Mr. Rosen _____
- Mr. Tracy _____
- Mr. Acers _____
- Mr. Casper _____
- Mr. Harbo _____
- Mr. Hendon _____
- Mr. Mumford _____
- Mr. Starke _____
- Mr. Quinn Tamm _____
- Mr. Nease _____
- Miss Gandy _____

Very truly yours,

M

RECORDED
INDEXED
OCT 12 1943
U. S. DEPARTMENT OF JUSTICE

100-7-2-11

John Edgar Hoover
Director

OCT 12 1943

U. S. DEPARTMENT OF JUSTICE

[Handwritten signatures and initials]

1 OCT 13 1943



HHS:zmm

Federal Bureau of Investigation
United States Department of Justice
Washington, D. C.
October 5, 1943

- Mr. Tolson
- Mr. E. A. Tamm _____
- Mr. Clegg _____
- Mr. Glavin _____
- Mr. Ladd _____
- Mr. Nichols
- Mr. Rosen _____
- Mr. Tracy _____
- Mr. Carson _____
- Mr. Coffey _____
- Mr. Hendon _____
- Mr. Kramer _____
- Mr. McGuire _____
- Mr. Harbo _____
- Mr. Quinn Tamm _____
- Tele. Room _____
- Mr. Nease _____
- Miss Boehm _____
- Miss Gandy _____

MEMORANDUM FOR THE DIRECTOR

RE: DISPOSITION OF ALIEN ENEMY CASES

With reference to my previous memoranda regarding the dispositions made of cases of alien enemies apprehended under the Presidential Proclamations of December 7 and 8, 1941, relating to aliens of German, Japanese, and Italian nationalities, and under the Presidential Proclamation of July 17, 1942, pertaining to aliens of Rumanian, Hungarian, and Bulgarian nationalities, there is attached hereto a supplemental summary report reflecting the number of dispositions received as of October 5, 1943, for aliens of these nationalities.

Respectfully,

D. M. Ladd
D. M. Ladd

Attachment



56 OCT 15 1943

4183
158
2
14
0/10
4/10

Ed
100-2-3451
RECORDED
14 OCT 11 1943

Quintalbert to Tamm

368

DISPOSITION OF GERMAN, JAPANESE, AND ITALIAN ALIEN ENTRY CASES AS OF OCTOBER 5, 1942

| | <u>GERMANS</u> | <u>JAPANESE</u> | <u>ITALIANS</u> | <u>TOTALS</u> |
|-------------------------|----------------|-----------------|-----------------|---------------|
| | Number | Per Cent | Number | Per Cent |
| Aliens apprehended | 5,977 | | 3,503 | 14,783 |
| Less seamen apprehended | <u>175</u> | | <u>1,210</u> | <u>1,385</u> |
| | 5,802 | | 2,293 | 13,398 |

Released without hearing 1,264 21.79 221 4.17 1,421 61.97 2,906 21.69

Dispositions ordered by the Attorney General:

| | | | | | | | | |
|------------|-------|-------|-------|-------|-----|-------|-------|-------|
| Internment | 1,893 | 32.63 | 1,939 | 36.56 | 147 | 6.41 | 3,979 | 29.70 |
| Parole | 1,666 | 28.71 | 1,740 | 32.81 | 396 | 17.27 | 3,802 | 28.38 |
| Release | 626 | 10.79 | 425 | 8.01 | 283 | 12.35 | 1,334 | 9.95 |

Dispositions ordered by the Military Authorities in Hawaii and Alaska:

| | | | | | | | | |
|------------|----|-----|-----|-------|---|-----|-----|------|
| Internment | 17 | .29 | 678 | 12.79 | 0 | | 695 | 5.19 |
| Parole | 31 | .53 | 70 | 1.32 | 6 | .26 | 107 | .80 |
| Release | 11 | .19 | 13 | .25 | 3 | .13 | 27 | .20 |

Deceased 16 .28 18 .34 6 .26 40 .30
 Repatriated 2 .03 33 .62 9 .39 44 .33

Dispositions awarded 276 4.76 166 3.13 22 .96 464 3.46

Totals 5,802 5,303 2,293 13,398

Dispositions of seamen apprehended before December 7, 1941

| | | | | | | |
|------------|----------|-------------|----------|------------|----------|------------|
| Internment | 51 | 29.14 | 976 | 80.66 | 1,027 | 74.14 |
| Parole | 122 | 69.71 | 229 | 18.92 | 351 | 25.34 |
| Release | <u>2</u> | <u>1.15</u> | <u>5</u> | <u>.42</u> | <u>7</u> | <u>.52</u> |
| Totals | 175 | | 1,210 | | 1,385 | |

100-2-3101

369

DISPOSITION OF HUNGARIAN, BULGARIAN, AND ROMANIAN ALIEN ENTRY CASES AS OF OCTOBER 5, 1942

370

| | <u>HUNGARIANS</u> | | <u>BULGARIANS</u> | | <u>ROMANIANS</u> | | <u>TOTALS</u> | |
|---|-------------------|----------|-------------------|----------|------------------|----------|---------------|----------|
| | Number | Per Cent | Number | Per Cent | Number | Per Cent | Number | Per Cent |
| Aliens apprehended | 12 | | 1 | | 11 | | 24 | |
| Released without hearing | 2 | 16.67 | 0 | | 1 | 9.09 | 3 | 12.50 |
| Dispositions ordered by the Attorney General: | | | | | | | | |
| Internment | 1 | 8.33 | 1 | 100.00 | 2 | 18.18 | 4 | 16.67 |
| Parole | 3 | 25.00 | 0 | | 2 | 18.18 | 5 | 20.83 |
| Release | 3 | 25.00 | 0 | | 3 | 27.27 | 6 | 25.00 |

Dispositions ordered by the Military Authorities in Hawaii and Alaska:

| | | | | | | | | |
|----------------------|-----------|-------|----------|--|-----------|-------|-----------|-------|
| Internment | 0 | | 0 | | 0 | | 0 | |
| Parole | 0 | | 0 | | 0 | | 0 | |
| Release | 0 | | 0 | | 0 | | 0 | |
| Deceased | 0 | | 0 | | 0 | | 0 | |
| Repatriated | 0 | | 0 | | 0 | | 0 | |
| Dispositions awaited | 3 | 25.00 | 0 | | 3 | 27.27 | 6 | 25.00 |
| Totals | 12 | | 1 | | 11 | | 24 | |

134-2-3161