
Political Prisoner Database User's Manual

Congressional – Executive Commission on China
China Political Prisoner Database



FEDSIM Project Number: 22518GAM

Release Version: 1.1
User's Manual Version: 2.0

Prepared by:

Serco NA
1818 Library Street, Suite 1000
Reston, Virginia 20190

July 14, 2010

Political Prisoner Database User's Manual

July 14, 2010

This manual was produced by Serco Inc. for:

Congressional – Executive Commission on China

FEDSIM Project Number: 22518GAM

Microsoft, Windows, and Windows NT are either registered trademarks or trademarks of Microsoft Corporation.

Netscape is a trademark of Netscape Communications Corporation.

Adobe and Acrobat are either registered trademarks or trademarks of Adobe Systems Incorporated in the United States and/or other countries.

Other product and company names mentioned herein may be the trademarks of their respective owners.

Contents

Preface iii

Chapter 1: Introduction to the PPD 1

How This Manual is Organized 1
Understanding What is Saved on Your Computer 1
Terminology 2
PPD Access Modes 2
PPD Command Bars 2
PPD Search Types 3
Accessing the PPD Home Page 3
Understanding the PPD Home Page 4
Creating a Search Query - Overview 5

Chapter 2: Path – Prisoner Name Search 7

Chapter 3: Path – Additional Search Options 9

Chapter 4: Path – Logging on With Current Account 13

Chapter 5: Path – Creating New Account for Search 15

Creating a PPD Account 15
Editing a User Profile 18

Chapter 6: Path – Using Search Without an Account 21

Chapter 7: Performing Searches (Step 1) and Defining Search Criteria (Step 2) 23

Performing a Basic Search and Defining Search Criteria 23
Fields Available for Selection 23
Field Definitions 24
Operators Available for Fields 27
Selecting Search Fields and Assigning Values 28
Performing a Full Text Search and Defining Search Criteria 34

Chapter 8: Sorting (Step 3) 37

Sorting the Query 37

Chapter 9: Understanding the Query Summary 39

Query Summary Page: User Without an Account 39

Query Summary Page: User With an Account 41

Chapter 10: Displaying the Results Summary 43

Displaying the Results Summary 43

Displaying Results Summary From the Saved Queries Page 45

Chapter 11: Downloading and Sharing PPD Information 47

Exporting Selected Records to an Adobe PDF 48

Downloading All PPD Records to an Excel File 50

Exporting Selected Records to an Excel File 52

Using a URL to Share Prisoner Information 55

Preface

This resource, the *Political Prisoner Database (PPD) User's Manual*, is designed to be the user's primary source of information when using the Political Prisoner Database application software. The *Political Prisoner Database User's Manual* is designed for the user who has a basic knowledge of Windows and windows-based Web applications, as the *Political Prisoner Database User's Manual* is a reference document as opposed to a training document.

Please note that this manual reflects the Political Prisoner Database release version 1.1.

Chapter 1: Introduction to the PPD

The Congressional-Executive Commission on China identified a need to develop a system for accurately monitoring the status of political and religious prisoners and detainees in China for Congressional and public research and advocacy. The Political Prisoner Database (PPD) stores information on the status of China's political and religious prisoners and detainees and makes data available to a global audience via the Internet. Users can search for an individual prisoner or develop a search query. A search query lets you define search criteria and sorting preferences.

-
- The remainder of this manual will refer to political and religious prisoners and detainees as “political prisoners” for the sake of brevity.
-

How This Manual is Organized

There are five paths that you can take from the PPD home page. These paths are comprised of a series of Web pages (herein referred to as “pages”); many of the page series are used in more than one path.

- Chapters 2-6 are quick guides to the five paths that are available from the home page. These chapters show the pages that are displayed for each of the paths:
 - Chapter 2: Path – Prisoner Name Search
 - Chapter 3: Path – Additional Search Options
 - Chapter 4: Path – Logging on With Current Account
 - Chapter 5: Path – Creating New Account for Search
 - Chapter 6: Path – Using Search Without an Account
- Chapters 7-10 explain, in detail, how to use the various pages that will be shown throughout Chapters 2-6.
 - Chapter 7: Performing Searches (Step 1) and Defining Search Criteria (Step 2)
 - Chapter 8: Sorting (Step 3)
 - Chapter 9: Understanding the Query Summary
 - Chapter 10: Displaying the Results Summary.
- Chapter 11 explains how to download and share PPD information.

Understanding What is Saved on Your Computer

The PPD does not store a resident Internet cookie on your computer, and it does not store saved queries on your computer. However, you should be aware that computer operating systems and Internet browsers store information about user activity.

Terminology

Throughout this manual, “Web page” is referred to as “page.”

PPD Access Modes

The PPD can be accessed in two ways.

- You can access the system anonymously (without an account), which requires no ID or password.
- You can establish a PPD user account, which requires you to create an ID and password and (optionally) to enter user information. A PPD account offers the advantage of letting you save and edit your search queries within a specific session and from session to session.

PPD Command Bars

Most of the PPD pages have a command bar located along the top. The available commands will depend on the page you have accessed, and your access mode (anonymous or with an account). Two examples of the command bar are shown below.



The following table describes the different commands that can appear on the command bar.

Command	Description
Create a New Query	Returns you to the Step 1 – Choose Search Type/Select Fields page. If you are in the middle of defining a query when you click Create a New Query , your definitions and selections will be lost. (Create a New Query refreshes all of the selection windows.)
Download All Records	Downloads all of the information available for all of the records in the PPD to an Excel file.
View Saved Queries	Returns you to the Saved Queries window. This window lists the queries that you have defined and saved. Queries can be saved only if you have a PPD account. When you click View Saved Queries the windows refresh; therefore, if you click this command when you are part way through defining a new query, your work will be lost.
View/Edit User Profile	Returns you to your user profile information. You may view and edit this information. You will have a user profile only if you have created a PPD account.
export to: Adobe PDF / Excel 2000 / Excel XP	Exports information from specified records to an Excel or PDF file.
Help	Sends you to the PPD online help system.
Sign Out	Returns you to the PPD Welcome window.

PPD Search Types

The PPD lets you perform two types of searches.

- Basic Search – This search is based on pre-defined fields in the system, such as “age at detention.”
- Full Text Search – This search is based on a prisoner name, code, value, or any word(s) or phrase(s) that you provide, and all fields in the system are searched for the text that you enter.

Accessing the PPD Home Page

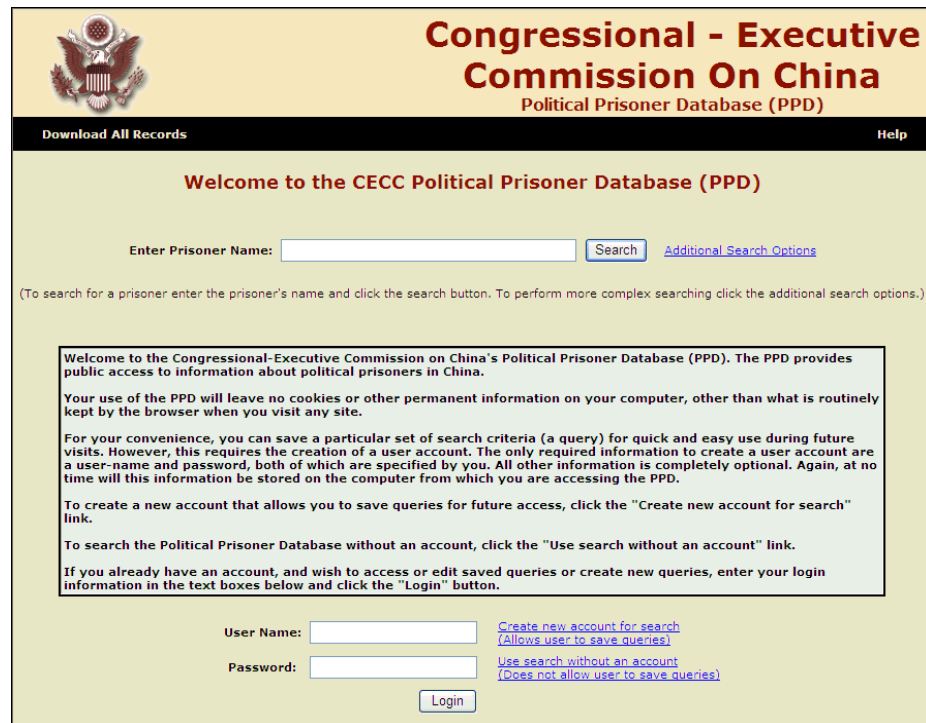
All PPD users (those with accounts and anonymous users) must access the PPD through the home page.

To access the PPD home page:

1. Do one of the following:

- If you have a PPD icon on your desktop, click the icon.
- Enter the PPD internet address (ppd.cecc.gov) in your Web browser and click **Go**.

The PPD home page is displayed.



The screenshot shows the homepage of the Congressional - Executive Commission On China Political Prisoner Database (PPD). The header features the CECC logo and the title "Congressional - Executive Commission On China Political Prisoner Database (PPD)". Below the header, there are links for "Download All Records" and "Help". The main content area is titled "Welcome to the CECC Political Prisoner Database (PPD)". It includes a search form with a text input field for "Enter Prisoner Name:", a "Search" button, and a link for "Additional Search Options". A note below the search form states: "(To search for a prisoner enter the prisoner's name and click the search button. To perform more complex searching click the additional search options.)". A large text box contains the following information: "Welcome to the Congressional-Executive Commission on China's Political Prisoner Database (PPD). The PPD provides public access to information about political prisoners in China. Your use of the PPD will leave no cookies or other permanent information on your computer, other than what is routinely kept by the browser when you visit any site. For your convenience, you can save a particular set of search criteria (a query) for quick and easy use during future visits. However, this requires the creation of a user account. The only required information to create a user account are a user-name and password, both of which are specified by you. All other information is completely optional. Again, at no time will this information be stored on the computer from which you are accessing the PPD. To create a new account that allows you to save queries for future access, click the 'Create new account for search' link. To search the Political Prisoner Database without an account, click the 'Use search without an account' link. If you already have an account, and wish to access or edit saved queries or create new queries, enter your login information in the text boxes below and click the 'Login' button." Below this text box are two text input fields for "User Name:" and "Password:", a "Login" button, and two links: "Create new account for search (Allows user to save queries)" and "Use search without an account (Does not allow user to save queries)".

Understanding the PPD Home Page

Once you have accessed the PPD home page, there are five paths available to you for searching the database and downloading information.

Welcome to the CECC Political Prisoner Database (PPD)

Enter Prisoner Name: ② [Additional Search Options](#)

(To search for a prisoner enter the prisoner's name and click the search button. To perform more complex searching click the additional search options.)

Welcome to the Congressional-Executive Commission on China's Political Prisoner Database (PPD). The PPD provides public access to information about political prisoners in China.

Your use of the PPD will leave no cookies or other permanent information on your computer, other than what is routinely kept by the browser when you visit any site.

For your convenience, you can save a particular set of search criteria (a query) for quick and easy use during future visits. However, this requires the creation of a user account. The only required information to create a user account are a user-name and password, both of which are specified by you. All other information is completely optional. Again, at no time will this information be stored on the computer from which you are accessing the PPD.

To create a new account that allows you to save queries for future access, click the "Create new account for search" link.

To search the Political Prisoner Database without an account, click the "Use search without an account" link.

If you already have an account, and wish to access or edit saved queries or create new queries, enter your login information in the text boxes below and click the "Login" button.

③ { User Name: [Create new account for search \(Allows user to save queries\)](#) ④
 Password: [Use search without an account \(Does not allow user to save queries\)](#) ⑤

Numbers ① through ⑤ shown in the page above correlate to the table below.

Number	Title	Description
①	Prisoner Name Search	This path lets you view information about a prisoner whose name you enter.
②	Additional Search Options	This path lets you perform a full text search. You will enter search criteria and sort preferences. All prisoners matching the criteria are displayed.
③	Logging on With Current Account	This path may be used if you already have an account. The first page that is displayed is Saved Queries. You can view a saved query or create a new query.
④	Creating New Account for Search	This path lets you create an account before creating a query.
⑤	Using Search Without an Account	This path lets you anonymously create a Basic Search query or a Full Text Search query. Since this is done without an account, the query will not be saved.

Creating a Search Query - Overview

Some or all of the following steps may be performed depending on the path you take from the PPD home page.

- Step 1 – Choose Search Type / Select Fields
 - Basic Search – Fields are available for selection.
 - Full Text Search – Fields are not available for selection.
- Step 2 – Define Search Criteria
 - Basic Search – Searches are based on your field selections from Step 1.
 - Full Text Search – Searches are based on letters or words that you define.
- Step 3 – Sort By
 - Basic Search – Select up to three fields for sorting. Indicate ascending or descending for each field.
 - Full Text Search – Same as Basic Search.
- Query Summary
 - Basic Search – Summarizes your search criteria and sort selections. The page will differ based on whether you have an account or performed an anonymous search.
 - Full Text Search – Summarizes your search criteria and sort selections. The page will differ based on whether you have an account or performed an anonymous search, and both of these pages differ from the Basic Search pages.
- Results Summary – Lists all prisoners that meet your specified search criteria.
- Search Results Detail – Provides details for a prisoner that you select from the Results Summary List.

Chapter 2: Path – Prisoner Name Search

The prisoner name search path lets you enter the name of a prisoner on the PPD home page. The prisoner name search checks PPD information on prisoner names only, and then goes directly to the Results Summary page. This chapter explains the steps for using this path.

To perform a prisoner name search:

1. Access the PPD home page.
2. In the **Enter Prisoner Name** field, type the name of the prisoner whose data you want to access.

Welcome to the CECC Political Prisoner Database (PPD)

Enter Prisoner Name: [Additional Search Options](#)

(To search for a prisoner enter the prisoner's name and click the search button. To perform more complex searching click the additional search options.)

Welcome to the Congressional-Executive Commission on China's Political Prisoner Database (PPD). The PPD provides public access to information about political prisoners in China.

Your use of the PPD will leave no cookies or other permanent information on your computer, other than what is routinely kept by the browser when you visit any site.

For your convenience, you can save a particular set of search criteria (a query) for quick and easy use during future visits. However, this requires the creation of a user account. The only required information to create a user account are a user-name and password, both of which are specified by you. All other information is completely optional. Again, at no time will this information be stored on the computer from which you are accessing the PPD.

To create a new account that allows you to save queries for future access, click the "Create new account for search" link.

To search the Political Prisoner Database without an account, click the "Use search without an account" link.

If you already have an account, and wish to access or edit saved queries or create new queries, enter your login information in the text boxes below and click the "Login" button.

User Name: [Create new account for search \(Allows user to save queries\)](#)

Password: [Use search without an account \(Does not allow user to save queries\)](#)

3. Click **Search**.
The Results Summary page is displayed. If more than one prisoner has the name for which you have searched, or the name you have searched is part of a prisoner's name, all of the matching records will be listed on the Results Summary page.

1 Matching Records


Page 1 of 1 Results Per Page: 10

[Return to Query Summary](#)

	CECC record number	main name	Chinese characters (main name)	issue category	detention status	sex	age at detention	occupation	date of detention	province where imprisoned (or detained)	current (or last) prison, detention center, or site	current (or last) sentence (or time served): years
View	2004-03114	Liu Xiaobo	刘晓明	spch	DET	M		professor, law; PC deputy	2008/12/08	Beijing Shi (prov.)	Beijing No. 1 PSB Det. Ctr.	11

[Return to Query Summary](#)

- Click **View** (located in the first column).
The Search Results Detail page is displayed.

Search Results Detail for 'Liu Xiaobo'				
Back to Results Summary				
Personal Details		Imprisonment or Detention Details		
	CECC Record Number:	2004-03114	Ethnic Group: Han?	
	Detention Status:	DET	Sex: M	
	Issue Category:	spch	Age at Detention:	
	Main Name:	Liu Xiaobo	Religion:	
	Chinese Characters (Main Name):	刘晓波	Occupation:	professor, law; PC deputy
	Alternate Name (Lay or Pen):		Affiliation:	
	Additional Name(s):		Residence Province:	Beijing Shi (prov.)
	Pinyin Name:	Liu Xiaobo	Residence Prefecture:	(na)
			Residence County:	(na)
	Legal Process			
Legal Process:	chg/tri/sent-app	Formal Arrest Date:	2009/06/23	
Trial Court:	Beijing No. 1 Intermediate People's Court	Trial Date:	2009/12/23	
Sentence Court:	Beijing No. 1 Intermediate People's Court	Sentence Date:	2009/12/25	
Appeal Court:		Appeal Date:	2009/12/29	
Appeal Ruling Court:		Appeal Ruling Date:		
Charge (Statute):	CL97-art105(2)	Sent. Ends Per PRC:		
		Actual Date Released:		
Short Summary				
<p>On December 25, 2009, the Beijing No. 1 Intermediate People's Court sentenced prominent intellectual Liu Xiaobo to 11 years in prison for inciting subversion. Liu appealed on December 29. Prosecutors alleged he drafted and organized Charter 08, signed by thousands of Chinese and calling for political reform and protection of human rights. The indictment also cites six essays Liu wrote that were posted on overseas Web sites. The essays were critical of the Chinese Communist Party's rule but did not advocate violence; one specifically called for non-violence. Liu was taken into custody on December 8, 2008, a day before Charter 08 was released. Liu's case has been marred by apparent violations of Chinese legal protections for criminal suspects. He was arrested on June 23, 2009. Previously, Liu was detained in 1989 after the Tiananmen protests and served three years' reeducation through labor for his writings in 1996. He is being held at the Beijing No. 1 PSB Detention Center.</p>				
Back to Results Summary				

Chapter 3: Path – Additional Search Options

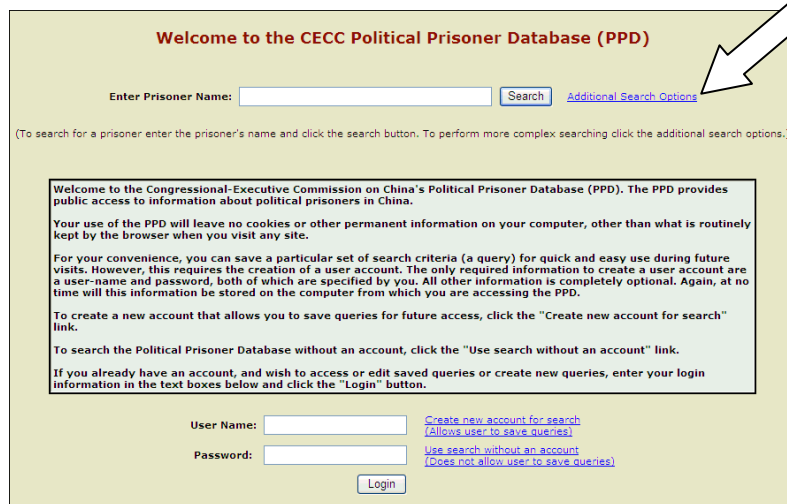
The Additional Search Options path automatically sends you to Step 2 - Define Search Criteria, for a full text search. A full text search checks every data field in the PPD for the word(s) or phrase(s) that you specify. You do not need an account to enter the PPD database in this manner.

This chapter shows you the steps for the additional search options path. For details about the steps, reference the following:

Step (Web Page)	Chapter to Reference
Step 2 – Define Search Criteria	Chapter 7: Performing Searches (Step 1) and Defining Search Criteria (Step 2)
Step 3 – Sort By	Chapter 8: Sorting (Step 3)
Query Summary	Chapter 9: Understanding the Query Summary
Results Summary	Chapter 10: Displaying the Results Summary
Search Results Detail	Chapter 10: Displaying the Results Summary

To use the additional search options:

1. Access the PPD home page.



The screenshot shows the PPD home page with the following elements:

- Header: **Welcome to the CECC Political Prisoner Database (PPD)**
- Search area: "Enter Prisoner Name:" followed by a text input field, a "Search" button, and a link for "Additional Search Options" (indicated by a white arrow).
- Instructions: "(To search for a prisoner enter the prisoner's name and click the search button. To perform more complex searching click the additional search options.)"
- Informational box: "Welcome to the Congressional-Executive Commission on China's Political Prisoner Database (PPD). The PPD provides public access to information about political prisoners in China." It includes details about cookies, user accounts, and search options.
- Login area: "User Name:" and "Password:" text input fields, a "Login" button, and links for "Create new account for search (allows user to save queries)", "Use search without an account (Does not allow user to save queries)", and "Create new account for search" link.

2. Click **Additional Search Options**.
The Full Text Search Step 2 – Define Search Criteria page is displayed.

3. Enter one or more values on which you want to search.
 - You must enter at least one value.
 - If you do not know the entire word or phrase, you can enter part of it.
 - If you enter more than one word or phrase, use a comma to separate them.

4. Click **Next Step**.
The Step 3 - Sort By page is displayed.

- The Results Summary will be sorted by the fields that you specify on this page.
- You can specify up to three sort fields.
- This page is optional.

5. Click **Next Step**.
The Query Summary page is displayed.


6. Click **Run**.

The Results Summary page is displayed. In this example, ten records contain the phrase for which you were searching. (A message is displayed if no records matched your specified criteria.)

10 Matching Records

Page 1 of 1 Results Per Page: 10


[Return to Query Summary](#)

	CECC record number	main name	Chinese characters (main name)	issue category	detention status	sex	age at detention	occupation	date of detention	province where imprisoned (or detained)	current (or last) prison, detention center, or site	current (or last) sentence (or time served): years
	View 2004-03114	Liu Xiaobo	刘骁波	spch	DET	M		professor, law; PC deputy	2008/12/08	Beijing Shi (prov.)	Beijing No. 1 PSB Det. Ctr.	11
	View 2004-03115	Liu Xiaolong	刘骁龙	dem/6489/assoc	REL				1989/mm/dd			
	View 2004-04614	Liu Xianbin	刘贤斌	dem/spch	REL	M		unemployed	1999/07/07	Sichuan Province	Chuandong Prison	9
	View 2004-04615	Liu Xiaomei	刘小妹	FG	REL				2002/mm/dd	Anhui Province	Anhui (general location)	5
	View 2004-05483	Yu Jie	余杰	spch	REL-PSB	M	31	writer, commentator	2004/12/13	Beijing Shi (prov.)	Beijing (general location)	
	View 2004-05484	Zhang Zuhua	张福桦	rol/spch	REL	M	45	lawyer (unspec.)	2004/12/13			
	View 2006-00498	Wang Jun		lab/assoc	REL?	F		service, guesthouse	2006/09/20	Sichuan Province	Sichuan (general location)	
	View 2006-00499	Xu Haiyan		lab/assoc	REL?	F		service, guesthouse	2006/09/20	Sichuan Province	Sichuan (general location)	
	View 2006-00500	Huang Zhuyu		lab/assoc	REL?	M		service, guesthouse	2006/09/20	Sichuan Province	Sichuan (general location)	
	View 2009-00395	Wang Chengming	枉成明	assoc/spch	REL	M	46		2009/09/30	Sichuan Province	Sichuan (general location)	

7. Click **View** to see the Search Results Detail for the record(s) of your choice.

Search Results Detail for 'Liu Xiaobo'

[Back to Results Summary](#)

Personal Details		Imprisonment or Detention Details	
	CECC Record Number: 2004-03114 Detention Status: DET Issue Category: spch Main Name: Liu Xiaobo Chinese Characters (Main Name): 刘骁波 Alternate Name (Lay or Pen): Additional Name(s): Pinyin Name: Liu Xiaobo	Ethnic Group: Han? Sex: M Age at Detention: Religion: Occupation: professor, law; PC deputy Affiliation: Residence Province: Beijing Shi (prov.) Residence Prefecture: (na) Residence County: (na)	Date of Detention: 2008/12/08 Current Prison: Beijing No. 1 PSB Det. Ctr. Sentence Length (Years): 11 Sentence Length (Months): Sentence Length (Weeks): Sentence Length (Days): Province Where Imprisoned (or Detained): Beijing Shi (prov.) Prefecture Where Imprisoned (or Detained): Beijing Shi Muni. Urb. Area (pref.) County Where Imprisoned (or Detained): Beijing Shi Muni. Urb. Area (cty.)
Legal Process			
Legal Process: chg/tri/sent-app Trial Court: Beijing No. 1 Intermediate People's Court Sentence Court: Beijing No. 1 Intermediate People's Court Appeal Court: Appeal Ruling Court: Charge (Statute): CL97-art105(2)	Formal Arrest Date: 2009/06/23 Trial Date: 2009/12/23 Sentence Date: 2009/12/25 Appeal Date: 2009/12/29 Appeal Ruling Date: Sent. Ends Per PRC: Actual Date Released:		
Short Summary			
<p>On December 25, 2009, the Beijing No. 1 Intermediate People's Court sentenced prominent intellectual Liu Xiaobo to 11 years in prison for inciting subversion. Liu appealed on December 29. Prosecutors alleged he drafted and organized Charter 08, signed by thousands of Chinese and calling for political reform and protection of human rights. The indictment also cites six essays Liu wrote that were posted on overseas Web sites. The essays were critical of the Chinese Communist Party's rule but did not advocate violence; one specifically called for non-violence. Liu was taken into custody on December 8, 2008, a day before Charter 08 was released. Liu's case has been marred by apparent violations of Chinese legal protections for criminal suspects. He was arrested on June 23, 2009. Previously, Liu was detained in 1989 after the Tiananmen protests and served three years' reeducation through labor for his writings in 1996. He is being held at the Beijing No. 1 PSB Detention Center.</p>			
Back to Results Summary			

Chapter 4: Path – Logging on With Current Account

If you have previously set up a PPD account, then you can enter your User Name and Password to access the system. You will be able to perform the very same types of searches that a user without an account can perform. The only difference is that your search queries can be permanently saved.

- The PPD does not store a resident Internet cookie on your computer, and it does not store saved queries on your computer. However, you should be aware that computer operating systems and Internet browsers store information about user activity.
-

To log on to the PPD using an account:

1. Access the PPD home page.

The screenshot shows the PPD home page with a search bar and login section. A white arrow points to the login fields.

Welcome to the CECC Political Prisoner Database (PPD)

Enter Prisoner Name: [Additional Search Options](#)

(To search for a prisoner enter the prisoner's name and click the search button. To perform more complex searching click the additional search options.)

Welcome to the Congressional-Executive Commission on China's Political Prisoner Database (PPD). The PPD provides public access to information about political prisoners in China.

Your use of the PPD will leave no cookies or other permanent information on your computer, other than what is routinely kept by the browser when you visit any site.

For your convenience, you can save a particular set of search criteria (a query) for quick and easy use during future visits. However, this requires the creation of a user account. The only required information to create a user account are a user-name and password, both of which are specified by you. All other information is completely optional. Again, at no time will this information be stored on the computer from which you are accessing the PPD.

To create a new account that allows you to save queries for future access, click the "Create new account for search" link.

To search the Political Prisoner Database without an account, click the "Use search without an account" link.

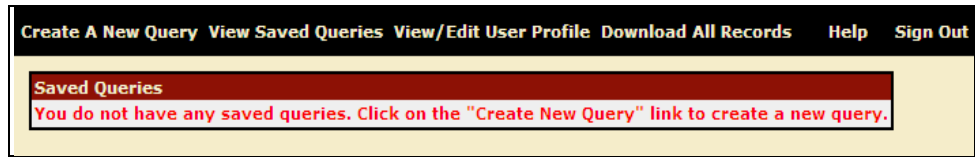
If you already have an account, and wish to access or edit saved queries or create new queries, enter your login information in the text boxes below and click the "Login" button.

[Create new account for search](#)
(Allows user to save queries)

[Use search without an account](#)
(Does not allow user to save queries)

2. Enter your **User Name** and **Password**.

3. Click **Login**.
The Saved Queries page is displayed.
 - If you have not previously saved any queries, a message is displayed to that affect.



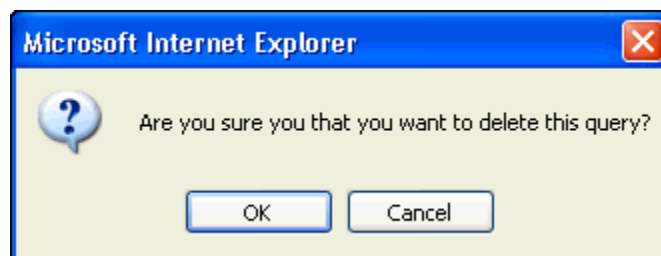
- If you have previously saved queries, the saved queries are listed on the page.

Create A New Query View Saved Queries View/Edit User Profile Download All Records Help Sign Out				
Saved Queries				
Actions	Query Name	Query Description	Date Created	Date Last Updated
[Run] [Edit] [Delete]	Beijing 2006-2010	DET, REL, DEC in BJ prison, det. ctr, ankgang: 2006-2009	7/1/2010 4:09:46 PM	7/1/2010 4:09:46 PM
[Run] [Edit] [Delete]	Three filters	prison, detention date and status	5/27/2010 3:11:39 AM	5/27/2010 3:11:39 AM
[Run] [Edit] [Delete]	Basic Search	Define three filters	5/27/2010 2:38:18 AM	5/27/2010 2:40:13 AM
[Run] [Edit] [Delete]	Full Text	Define two filters	5/27/2010 2:39:29 AM	5/27/2010 2:39:29 AM
[Run] [Edit] [Delete]	Query 2		5/17/2010 7:19:35 AM	5/17/2010 7:21:30 AM
[Run] [Edit] [Delete]	Query 1		5/17/2010 6:51:26 AM	5/17/2010 6:54:42 AM

Queries are listed in the order you create them. The list cannot be sorted by column titles. If an existing query is edited and saved, it will move to the top of the list.

The Actions column on the Saved Queries page lets you Run, Edit, or Delete the selected query. The following table describes the commands found in the Actions column.

Command	Description
Run	Displays the Results Summary for the query. See Chapter 10: Displaying the Results Summary.
Edit	Displays the Query Summary for the query. See Chapter 9: Understanding the Query Summary.
Delete	Deletes the query. You are asked to confirm the deletion.



Click **OK** to delete the query. The query is removed from the Saved Queries list.

Chapter 5: Path – Creating New Account for Search

You can create an account within the PPD by entering a minimal amount of information. You do not need to provide any identifying information about yourself (such as your real name) unless you wish to do so.

Creating a PPD Account

If you have no need to save your queries, you can click **Use search without an account**. However, when you create an account, the PPD will save your queries for future use.

To create a PPD account:

1. Access the PPD home page.

Welcome to the CECC Political Prisoner Database (PPD)

Enter Prisoner Name: [Additional Search Options](#)

(To search for a prisoner enter the prisoner's name and click the search button. To perform more complex searching click the additional search options.)

Welcome to the Congressional-Executive Commission on China's Political Prisoner Database (PPD). The PPD provides public access to information about political prisoners in China.

Your use of the PPD will leave no cookies or other permanent information on your computer, other than what is routinely kept by the browser when you visit any site.

For your convenience, you can save a particular set of search criteria (a query) for quick and easy use during future visits. However, this requires the creation of a user account. The only required information to create a user account are a user-name and password, both of which are specified by you. All other information is completely optional. Again, at no time will this information be stored on the computer from which you are accessing the PPD.

To create a new account that allows you to save queries for future access, click the "Create new account for search" link.

To search the Political Prisoner Database without an account, click the "Use search without an account" link.

If you already have an account, and wish to access or edit saved queries or create new queries, enter your login information in the text boxes below and click the "Login" button.

User Name: [Create new account for search
\(Allows user to save queries\)](#)

Password: [Use search without an account
\(Does not allow user to save queries\)](#)

2. Click **Create new account for search**.
The Create User Profile page is displayed.

[Create A New Query](#) [Download All Records](#) [Help](#)

Create User Profile

* - Indicates the fields that are required to create a user account.

User Account Information

* **User Name:**

* **Password:**
(must be 4 characters)

* **Re-Type Password:**

Password Hint Question: ▼

Password Hint Answer:

Personal Details

First Name: **Middle Name:** **Last Name:**

Initials:

Title: **Organization:**

Email Address

Email Address:

Contact Information

Address 1:

Address 2:

City: **State/Province:** **Postal Code:**

Country:

3. Complete, at a minimum, the required fields:
 - **User Name** (does not need to be your actual name)
 - **Password** (length = 4 characters)
 - **Re-Type Password**

4. (Optional Step) Enter any other (non-required) information of your choosing.

5. Click one of the following:
 - **Cancel** – to return to the PPD home page.
 - **Create** – to continue creating an account.
 - A message is displayed if a required field was not completed or if the two passwords do not match. Correct your information and click **Create**.
 - The Confirm New Account Information page is displayed if you correctly entered your information.

Create A New Query			Download All Records	Help
Confirm New Account Information				
User Account Information				
User Name:	John Doe			
Password Hint Question:	What is your favorite movie?			
Password Hint Answer:				
Personal Details				
First Name:	Middle Name:	Last Name:		
Initials:				
Title:	Organization:			
Email Address				
Email Address:				
Contact Information				
Address 1:				
Address 2:				
City:	State/Province:	Postal Code:		
Country:				
<input type="button" value="Confirm"/> <input type="button" value="Edit"/> <input type="button" value="Cancel"/>				

6. Click one of the following to continue:

- **Confirm** – to accept the information. If you click **Confirm**, the Saved Queries page is displayed. Since this is a new account, you will not have any saved queries.

Create A New Query	View Saved Queries	View/Edit User Profile	Download All Records
Saved Queries			
You do not have any saved queries. Click on the "Create New Query" link to create a new query.			

- **Edit** – to return to the Create New Account page where you can edit your information.
- **Cancel** – to return to the PPD home page.

7. Click **Create a New Query**.

The Step 1 – Choose Search Type/Select Fields page is displayed.

Step 1 - Choose Search Type/Select Fields	
Choose which type of search you wish to perform	
<input type="radio"/> Search Type 1: Full Text Search <input checked="" type="radio"/> Search Type 2: Basic Search	
Choose From the Available Fields actual date released additional name(s) affiliation age at detention alternate name (lay or pen) appeal court appeal date appeal ruling court appeal ruling date CECC record number charge (statute) Chinese characters (main name) county where imprisoned (or detained) current (or last) prison, detention center, or site	Selected Fields To Search On <div style="border: 1px solid gray; height: 100px; width: 100%;"></div>
<input type="button" value=" >>"/> <input type="button" value=" >"/> <input type="button" value=" <"/> <input type="button" value=" <<"/>	
Next Step >>	

Instructions for using this page can be found in Chapter 7: Performing Searches (Step 1) and Defining Search Criteria (Step 2).

Editing a User Profile

You may view or update your user profile. You can access the Manage User Profile page from the command bar.



Create A New Query View Saved Queries View/Edit User Profile Help Sign Out

To view or update account information:

1. From the command bar, click **View/Edit User Profile**. The Manage User Profile page is displayed.

The screenshot shows the 'Manage User Profile' form with the following sections:

- Manage User Profile** (Title)
- * - Indicates the fields that are required to create a user account.
- User Account Information**
 - * User Name:
 - * Password: (must be 4 characters)
 - * Re-Type Password:
 - Password Hint Question:
 - Password Hint Answer:
- Personal Details**
 - First Name:
 - Middle Name:
 - Last Name:
 - Initials:
 - Title:
 - Organization:
- Email Address**
 - Email Address:
- Contact Information**
 - Address 1:
 - Address 2:
 - City:
 - State/Province:
 - Postal Code:
 - Country:
-

2. Add or edit profile information as needed.

Manage User Profile		
<small>* - Indicates the fields that are required to create a user account.</small>		
User Account Information		
* User Name:	<input type="text" value="John Doe"/>	
* Password: (must be 4 characters)	<input type="password" value="••••"/>	
* Re-Type Password:	<input type="password" value="••••"/>	
Password Hint Question:	<input type="text" value="What is your pet's name?"/>	
Password Hint Answer:	<input type="text" value="Annie"/>	
Personal Details		
First Name:	<input type="text" value="John"/>	Middle Name: <input type="text" value="William"/>
		Last Name: <input type="text" value="Doe"/>
Initials:	<input type="text" value="JWD"/>	
Title:	<input type="text"/>	
	Organization:	<input type="text" value="ABC Inc"/>
Email Address		
Email Address:	<input type="text"/>	
Contact Information		
Address 1:	<input type="text"/>	
Address 2:	<input type="text"/>	
City:	State/Province: <input type="text"/>	Postal Code: <input type="text"/>
Country:	<input type="text"/>	
<input type="button" value="Update"/> <input type="button" value="Cancel"/>		

3. Click one of the following:

- **Cancel** – to return to the Saved Queries page without saving changes.
- **Update** – to display the Confirm Update page and continue with the update process.

Confirm Update for 'John Doe'		
User Account Information		
User Name:	John Doe	
Password Hint Question:	What is your pet's name?	
Password Hint Answer:	Annie	
Personal Details		
First Name:	John	Middle Name: William
		Last Name: Doe
Initials:	JWD	
Title:	<input type="text"/>	
	Organization:	ABC Inc
Email Address		
Email Address:	<input type="text"/>	
Contact Information		
Address 1:	<input type="text"/>	
Address 2:	<input type="text"/>	
City:	State/Province: <input type="text"/>	Postal Code: <input type="text"/>
Country:	<input type="text"/>	
<input type="button" value="Confirm"/> <input type="button" value="Edit"/> <input type="button" value="Cancel"/>		

4. Click one of the following:

- **Confirm** – to save any changes and return to the Saved Queries page.
- **Edit** – to return to the Manage User Profile page and make additional changes.
- **Cancel** – to return to the Saved Queries page without saving changes.

Chapter 6: Path – Using Search Without an Account

You may log on to the PPD without establishing an account. You will be able to perform the very same searches that someone with a PPD account can perform. The only difference is that your search queries will not be saved.

- The PPD does not store a resident Internet cookie on your computer, and it does not store saved queries on your computer. However, you should be aware that computer operating systems and Internet browsers store information about user activity.
-

To log on to the PPD without an account:

1. Access the PPD home page.

The screenshot shows the homepage of the Congressional-Executive Commission on China's Political Prisoner Database (PPD). At the top, it says "Welcome to the CECC Political Prisoner Database (PPD)". Below this is a search bar with the text "Enter Prisoner Name:" followed by an input field, a "Search" button, and a link for "Additional Search Options". A note below the search bar says "(To search for a prisoner enter the prisoner's name and click the search button. To perform more complex searching click the additional search options.)".

A central text box contains the following information:
Welcome to the Congressional-Executive Commission on China's Political Prisoner Database (PPD). The PPD provides public access to information about political prisoners in China.
Your use of the PPD will leave no cookies or other permanent information on your computer, other than what is routinely kept by the browser when you visit any site.
For your convenience, you can save a particular set of search criteria (a query) for quick and easy use during future visits. However, this requires the creation of a user account. The only required information to create a user account are a user-name and password, both of which are specified by you. All other information is completely optional. Again, at no time will this information be stored on the computer from which you are accessing the PPD.
To create a new account that allows you to save queries for future access, click the "Create new account for search" link.
To search the Political Prisoner Database without an account, click the "Use search without an account" link.
If you already have an account, and wish to access or edit saved queries or create new queries, enter your login information in the text boxes below and click the "Login" button.

Below the text box are two input fields: "User Name:" and "Password:". To the right of the "User Name:" field are two links: "Create new account for search (Allows user to save queries)" and "Use search without an account (Does not allow user to save queries)". A white arrow points to the "Use search without an account" link. Below the "Password:" field is a "Login" button.

2. Click **Use search without an account.**
The Step 1 – Choose Search Type/Select Fields page is displayed.

Step 1 - Choose Search Type/Select Fields

Choose which type of search you wish to perform

Search Type 1: Full Text Search

Search Type 2: Basic Search

Choose From the Available Fields

- actual date released
- additional name(s)
- affiliation
- age at detention
- alternate name (lay or pen)
- appeal court
- appeal date
- appeal ruling court
- appeal ruling date
- CECC record number
- charge (statute)
- Chinese characters (main name)
- county where imprisoned (or detained)
- current (or last) prison, detention center, or site

Selected Fields To Search On

[Next Step >>](#)

Instructions for using this page can be found in Chapter 7: Performing Searches (Step 1) and Defining Search Criteria (Step 2).

Chapter 7: Performing Searches (Step 1) and Defining Search Criteria (Step 2)

The PPD offers two ways to define search criteria.

- A full text search lets you search for records based on words or phrases. For example, you may perform a search for any record that includes “John Doe.”
- A basic search lets you search for records based on values (a “value” is a specific word, phrase, number, date, etc.) that you assign to specific fields (a “field” in a database stores a specific type of information). For example, you may perform a search for records that show an Age at Detention between 25 years and 40 years. In this example, “Age at Detention” is the field, and “between 25 and 40” is the value.

This chapter describes how to define search criteria for a basic search and a full text search.

Performing a Basic Search and Defining Search Criteria

A basic search begins with two distinct tasks:

- Selecting one or more fields on which you want to search; and
- Assigning search values for the fields you select.

Fields Available for Selection

You can select fields from a pre-defined list of 40 fields on which to perform a search (query). Twelve of the 40 searchable fields are displayed in a fixed-format results summary table.

CECC record number	main name	Chinese characters (main name)	issue category	detention status	sex	age at detention	occupation	date of detention	province where imprisoned (or detained)	current (or last) prison, detention center, or site	current (or last) sentence (or time served): years
--------------------	-----------	--------------------------------	----------------	------------------	-----	------------------	------------	-------------------	---	---	--

All 40 of the searchable fields are displayed on an individual prisoner’s detail page.

Field Definitions

The 40 fields and their definitions are listed below.

- The Group number refers to the operators that may be applied to a field. The table located immediately after this one defines the Groups.
- The **12 fields that display on the results summary table are shown in bold font** in the following table.

Field	Definition	Group
actual date released	The actual date on which a political prisoner was released from a prison or detention center.	2
additional name(s)	Additional names under which information about a political prisoner has been reported. This includes nicknames and aliases.	1
affiliation	The name of the unit, company, school, institution, etc. to which a person was affiliated, or that employed a person.	4
age at detention	A political prisoner's age at the time of detention.	3
alternate name (lay or pen)	An alternate name used by a political prisoner, such as a pen name or the "lay" (secular) name of a monk or nun.	1
appeal court	Official name of a court (or other appellate body) where an appeal was submitted.	4
appeal date	The date when an appeal was submitted to a court (or other appellate body).	2
appeal ruling court	Official name of a court (or other appellate body) that ruled on an appeal.	4
appeal ruling date	The date when a court (or other appellate body) ruled on an appeal.	2
CECC record number	A unique identifier for a political prisoner's record. Consists of the four-digit year and a unique system-generated five-digit number.	1
charge (statute)	The year and article of PRC Criminal Law that a court used to sentence a political prisoner (if available based on official information).	4
Chinese characters (main name)	The prisoner's name Romanized in the pinyin phonetic system, if different than the main name.	1
county where imprisoned (or detained)	The county-level location of a prison, reeducation-through-labor center, police (PSB) detention center, or other site where a political prisoner is currently imprisoned or was most recently imprisoned until release.	4
current (or last) prison, detention center, or site	The name of the prison, reeducation-through-labor center, police (PSB) detention center, or other site where a political prisoner is currently imprisoned or	4

Field	Definition	Group
	was most recently imprisoned until release.	
current (or last) sentence (or time served): days	The length of a political prisoner's sentence or the length of time a political prisoner was imprisoned or detained before being released, in days.	3
current (or last) sentence (or time served): months	The length of a political prisoner's sentence or the length of time a political prisoner was imprisoned or detained before being released, in months.	3
current (or last) sentence (or time served): weeks	The length of a political prisoner's sentence or the length of time a political prisoner was imprisoned or detained before being released, in weeks.	3
current (or last) sentence (or time served): years	The length of a political prisoner's sentence or the length of time a prisoner was imprisoned before being released. If a political prisoner is sentenced to life imprisonment, or to death with a two-year reprieve, the sentence is represented as "20."	3
date of detention	The date when police (public security officials) took a person into custody.	2
detention status	Whether a political prisoner is known to be, or is believed to be, currently detained, released, etc.	4
ethnic group	The Chinese government officially recognizes 56 ethnic groups in China (e.g. Han, Tibetan, Uyghur, Mongol).	4
formal arrest date	The date on which police (public security officials), placed a suspect who was already detained for investigation under formal arrest on a criminal charge. A procurator's office authorizes formal arrest.	2
issue category	A broad, subjective assessment of the type of human rights infringement that a person's political imprisonment or detention may represent.	4
legal process	An indication of the type of legal process a prisoner faced. The three broad categories are: police (Public Security Bureau) detention; criminal charge and prosecution in a court (judicial process); and a public security office order to serve administrative imprisonment such as reeducation-through-labor or administrative detention (administrative process).	4
main name	A Romanized version of the primary name that the political prisoner uses. For monks and nuns, the main name may be a religious (ordained) name.	1
occupation	A political prisoner's occupation. The PPD user will query on broad occupation categories, but the query summary table and individual summary page will display the occupation detail within the category.	4
pinyin name	The political prisoner's name Romanized in the pinyin phonetic system, if different than the main	1

Field	Definition	Group
	name.	
prefecture where imprisoned (or detained)	The prefecture-level location of a prison, reeducation-through-labor center, police (PSB) detention center, or other site where a political prisoner is currently imprisoned, or was most recently imprisoned until release.	4
province where imprisoned (or detained)	The province-level location of a prison, reeducation-through-labor center, police (PSB) detention center, or other site where a political prisoner is currently imprisoned, or was most recently imprisoned until release.	4
religion	A political prisoner's religion or organized belief. The PPD user will query on a broad category, but the query summary table and the individual summary sheet will show a specific detail within the broad category.	4
residence county	County-level location of a political prisoner's residence.	4
residence prefecture	Prefecture-level location of a political prisoner's residence.	4
residence providence	Province-level location of a political prisoner's residence.	4
sentence ends per PRC	The date of the last day of a political prisoner's sentence period, according to Chinese government information.	2
sentence court	The name of the court that sentenced a political prisoner.	4
sentence date	The date on which a court sentenced a political prisoner.	2
sex	The political prisoner's gender.	4
short summary	A short summary of important details about a political prisoner's case, and an indication of the principle source of the information.	1
trial court	The name of the court that conducted the trial of a political prisoner.	4
trial date	The date on which a court conducted the trial of a political prisoner.	2

Operators Available for Fields

The operators that are available depend on the specific field being defined.

	Operators	Fields
Group 1	<ul style="list-style-type: none"> • Is One of These • Is None of These • Contains This • Does Not Contain This • Contains Any of These • Contains All of These • Contains None of These • Begins With This • Does Not Begin With This • Begins With Any of These • Begins With All of These • Begins With None of These • Ends With This • Does Not End With This • Ends With Any of These • Ends With All of These • Ends With None of These • Is Not Equal To This • Is Equal To This 	<ul style="list-style-type: none"> • additional name(s) • alternate name (lay or pen) • CECC record number • Chinese characters (main name) • main name • pinyin name • short summary
Group 2	<ul style="list-style-type: none"> • Is Less Than • Is Less Than Or Equal To • Is Between Or Includes These Values • Is Not Equal To This • Is Equal To This • Is Greater Than • Is Greater Than Or Equal To 	<ul style="list-style-type: none"> • actual date released • appeal date • appeal ruling date • date of detention • formal arrest date • sentence ends per PRC • sentence date • trial date
Group 3	<ul style="list-style-type: none"> • Is Less Than • Is Less Than Or Equal To • Is Not Equal To This • Is Equal To This • Is Greater Than • Is Greater Than Or Equal To 	<ul style="list-style-type: none"> • age at detention • current (or last) sentence (or time served): days • current (or last) sentence (or time served): months • current (or last) sentence (or time served): weeks • current (or last) sentence (or time served): years
Group 4	<ul style="list-style-type: none"> • Is One of These • Is None of These 	<ul style="list-style-type: none"> • affiliation • appeal court • appeal ruling court • charge (statute) • county where imprisoned (or detained) • current (or last) prison, detention center, or site • detention status • ethnic group • issue category • legal process • occupation • prefecture where imprisoned (or detained) • province where imprisoned (or detained) • religion • residence county • residence prefecture • residence providence • sentence court • sex • trial court

Selecting Search Fields and Assigning Values

A basic search requires you to select specific fields to search . After selecting the fields, you will assign operators and values to each of them.

To select search fields and assign values:

1. Access the Step 1 – Choose Search Type/Select Fields page.
The default status of the page is Search Type 2: Basic Search.

2. Highlight the field(s) that you want to include in your search. The **[Shift]** and **[Ctrl]** keys provide shortcuts for selecting multiple fields.

You can select contiguous fields by highlighting the first field of choice, holding down the **[Shift]** key, and highlighting the last field of choice.

Choose From the Available Fields





actual date released
 additional name(s)
 affiliation
 age at detention
 alternate name (lay or pen)
 appeal court
 appeal date
 appeal ruling court
 appeal ruling date
 CECC record number
 charge (statute)
 Chinese characters (main name)
 county where imprisoned (or detained)

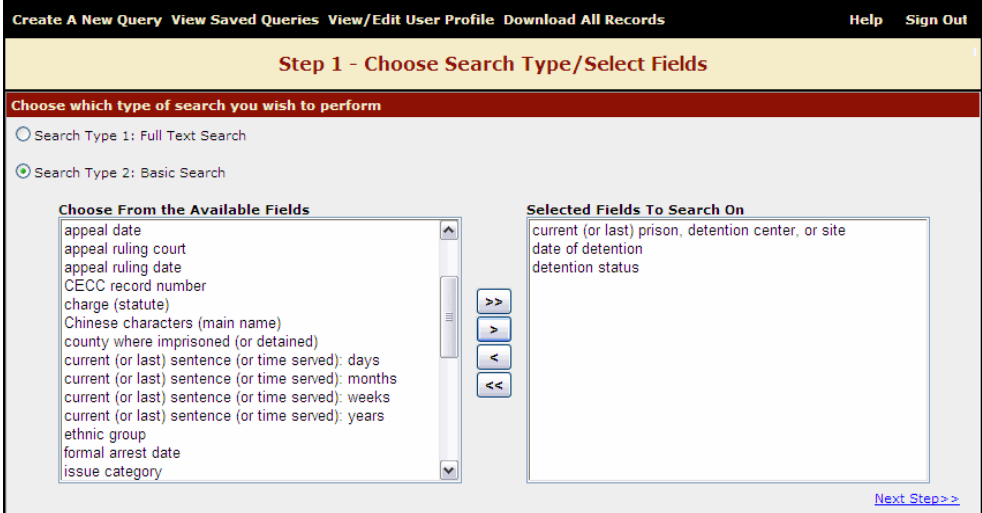
You can select non-contiguous fields by highlighting one field, holding down the **[Ctrl]** key, and randomly highlighting subsequent fields.

Choose From the Available Fields

actual date released
 additional name(s)
 affiliation
 age at detention
 alternate name (lay or pen)
 appeal court
 appeal date
 appeal ruling court
 appeal ruling date
 CECC record number
 charge (statute)
 Chinese characters (main name)
 county where imprisoned (or detained)

- Use the arrow commands to add your highlighted field(s) to the column on the right. You may also remove fields that you have chosen by using the arrow commands to move highlighted fields back to the column on the left.

Command	Description
	Moves all fields listed in the Choose From list to the Selected Fields list.
	Moves only the selected field(s) in the Choose From list to the Selected Fields list.
	Moves only the selected field(s) in the Selected Fields list back to the Choose From list.
	Moves all fields listed in the Selected From list back to the Choose From list.



- When you have finished selecting your search fields, click **Next Step**.
 - The Basic Search Step 2 – Define Search Criteria page is displayed.
 - The initial field that needs to be defined is shown at the top of the page under **Enter the Value(s) For**.
 - All of field(s) that you selected for the search are listed at the bottom of the page in the **Currently Defined Criteria** area.

Basic Search Step 2 - Define Search Criteria

Enter the Value(s) For:

current (or last) prison, detention center, or site

Choose an Operator*
Is One of These

Value(s)* (Hold the Ctrl key down to select multiple items in the list)

Aksu PSB Det. Ctr.
Aksu PSB Det. Ctr?
Amdo PSB Det. Ctr.
Anhui (general location)

Choose Relationship: and

< Previous Undefined Column || [Next Undefined Column >](#)
< Previous Column || [Next Column >](#)

Currently Defined Criteria

▶ **current (or last) prison, detention center, or site < Undefined >**
and
date of detention < Undefined >
and
detention status < Undefined >

< [Previous Step](#) [Next Step >](#)

5. Select an operator from the drop-down list for the first field to be defined. (The available operators depend on the specific field that is being defined. Different operators are available for different fields.)
6. Select one or more values from the Value(s) list. Hold the [Ctrl] key down to select multiple items from the list.
7. Select a **Relationship** from the drop-down list.
 - **And** = The current field's values and the subsequent field's values must both match a record for the record to be selected.
 - **Or** = The record will be selected if either the current field's values or the subsequent field's values are a match. In other words, only one set of values has to match for the record to be selected.
8. Click **Next Undefined Column**.
 - The Values you selected are added to the **Currently Defined Criteria** area.
 - The next field that needs to be defined appears at the top of the page.

Basic Search Step 2 - Define Search Criteria

Enter the Value(s) For:

date of detention

Choose an Operator*
Is Less Than

Value(s)* (Dates must be formatted 'yyyy/mm/dd')

And

Choose Relationship: and

< Previous Undefined Column || [Next Undefined Column >](#)
< Previous Column || [Next Column >](#)

Currently Defined Criteria

current (or last) prison, detention center, or site *Is One of These*
Beijing (general location), Beijing Municipal Prison, Beijing No. 1 PSB Det. Ctr., Beijing No. 2 Prison, Beijing Ping'an Psychiatric Hosp

and

▶ **date of detention** < Undefined >

and

detention status < Undefined >

< Previous Step [Next Step >](#)

Next field to be defined.

Field that you have already defined.

This is the field that is being defined at the top of the page.

9. Select an **Operator** from the drop-down list.
10. Type **Values** (date format = yyyy/mm/dd).
11. Select a **Relationship** from the drop-down list.

Basic Search Step 2 - Define Search Criteria

Enter the Value(s) For:

date of detention

Choose an Operator*
Is Between Or Includes These Values

Value(s)* (Dates must be formatted 'yyyy/mm/dd')

2006/01/01 And 2010/10/10

Choose Relationship: and

< Previous Undefined Column || [Next Undefined Column >](#)
< Previous Column || [Next Column >](#)

Currently Defined Criteria

current (or last) prison, detention center, or site *Is One of These*
Beijing (general location), Beijing Municipal Prison, Beijing No. 1 PSB Det. Ctr., Beijing No. 2 Prison, Beijing Ping'an Psychiatric Hosp

and

▶ **date of detention** < Undefined >

and

detention status < Undefined >

< Previous Step [Next Step >](#)

Operator

Values

Relationship

- Click **Next Undefined Column**.
The field you just defined is added to the **Currently Defined Criteria** area. The next field that needs to be defined appears at the top of the page.

Basic Search Step 2 - Define Search Criteria

Enter the Value(s) For:

detention status
Choose an Operator*
Is One of These

Value(s)* (Hold the Ctrl key down to select multiple items in the list)
DET
DET?
DET/bail
DET/sent-res
DET/sent-res?

< Previous Undefined Column || Next Undefined Column >
< Previous Column || Next Column >

Currently Defined Criteria

current (or last) prison, detention center, or site *Is One of These*
Beijing (general location), Beijing Municipal Prison, Beijing No. 1 PSB Det. Ctr., Beijing No. 2 Prison, Beijing Ping'an Psychiatric Hosp
and

date of detention *Is Between Or Includes These Values* 2006/01/01
And 2010/10/10
and

detention status < Undefined >

< Previous Step Next Step >

- Select an **Operator** from the drop-down list.
- Select one or more values from the Value(s) list. Hold the **[Ctrl]** key down to select multiple items from the list.

Basic Search Step 2 - Define Search Criteria

Enter the Value(s) For:

detention status
Choose an Operator*
Is One of These

Value(s)* (Hold the Ctrl key down to select multiple items in the list)
DET
DET?
DET/bail
DET/sent-res
DET/sent-res?

< Previous Undefined Column || Next Undefined Column >
< Previous Column || Next Column >

Currently Defined Criteria

current (or last) prison, detention center, or site *Is One of These*
Beijing (general location), Beijing Municipal Prison, Beijing No. 1 PSB Det. Ctr., Beijing No. 2 Prison, Beijing Ping'an Psychiatric Hosp
and

date of detention *Is Between Or Includes These Values* 2006/01/01
And 2010/10/10
and

detention status < Undefined >

< Previous Step Next Step >

- You will have to move from one column to another before the last value's definition appears at the bottom of the page. If you define the last value and immediately click **Next Step**, you will not see the last value's definition at the bottom of the page even though the system has registered the definition.

15. (Optional Step). Perform one or both of the following.

15 [a] (Optional Step). To edit a field's operators and/or values.

Click one of the following commands to navigate to a value that you want to edit. Make your changes. The following commands may or may not be available depending on your location in the list of values.

Command	Description
Next Undefined Column >	Moves to the next field in the list that has not yet been defined.
Next Column >	Moves to the next field in the list whether it has been defined or not.
< Previous Undefined Column	Moves to the prior field in the list that has not yet been defined.
< Previous Column	Moves to the previous field in the list whether it has been defined or not.

15 [b] (Optional Step). To change the fields that were selected:

Click **Previous Step** to return to the previous page; there, you can add fields to, or delete fields from, the Selected Fields column. When you display the Basic Search Step 2 – Define Search criteria page again, any operators and values that you previously defined will remain.

16. After all of the operators and values have been defined and all final changes have been made on the Step 2 page, click **Next Step**. The Step 3 – Sort By page is displayed.

Instructions for using this page can be found in Chapter 8: Sorting (Step 3).

Performing a Full Text Search and Defining Search Criteria

A full text search lets you define the actual text (words or phrases) on which you want the search to be performed. The text search is not limited to specific fields; when you specify text criteria, every field in a record will be analyzed for a match, including any text in the Summary field.

To define search criteria for a full text search:

1. Access the Step 1 – Choose Search Type/Select Fields page. The default status of the page is Search Type 2: Basic Search.

The screenshot shows the 'Step 1 - Choose Search Type/Select Fields' interface. At the top, there is a header bar with the title. Below it, a section titled 'Choose which type of search you wish to perform' contains two radio buttons: 'Search Type 1: Full Text Search' (unselected) and 'Search Type 2: Basic Search' (selected). Below this, there are two main areas: 'Choose From the Available Fields' and 'Selected Fields To Search On'. The 'Choose From the Available Fields' area contains a list of fields: actual date released, additional name(s), affiliation, age at detention, alternate name (lay or pen), appeal court, appeal date, appeal ruling court, appeal ruling date, CECC record number, charge (statute), Chinese characters (main name), county where imprisoned (or detained), and current (or last) prison, detention center, or site. To the right of this list are four buttons: '>>', '>', '<', and '<<'. The 'Selected Fields To Search On' area is currently empty. A 'Next Step >>' link is located at the bottom right of the interface.

2. Click **Search Type 1 – Full Text Search**. All items on the page become unavailable.

This screenshot is identical to the previous one, but with 'Search Type 1: Full Text Search' selected. The 'Selected Fields To Search On' area remains empty, and the 'Next Step >>' link is still present at the bottom right. The top navigation bar includes 'Create A New Query', 'Download All Records', and 'Help'.

- Click **Next Step**.
The Full Text Search Step 2 – Define Search Criteria page is displayed.

Full Text Search Step 2 - Define Search Criteria

Enter the values that you are searching for in the textboxes below (Use Commas to Separate Values)

Contains All of These	<input style="width: 90%;" type="text"/>	Example Contains All of These: John Doe, Doe. - This query would return all records where the complete phrase John Doe AND the word Doe are in one or more fields
Contains Any of These	<input style="width: 90%;" type="text"/>	Example Contains Any of These: John Doe, Doe. - This query would return all records where the complete phrase John Doe OR the word Doe are in one or more fields
Contains None of These	<input style="width: 90%;" type="text"/>	Example Contains None of These: John Doe, Doe. - This query would return all records where the complete phrase John Doe AND the word Doe are NOT in any fields

[Previous Step](#) [Next Step](#)

- Enter text in the appropriate boxes; separate multiple items by commas. Each text item can be one word or multiple words.

Box	Description
Contains All of These	Records must contain all of the items listed in this box to be selected.
Contains Any of These	Records that contain at least one, or any other combination, of the items listed in this box will be selected.
Contains None of These	Records that contain any of the items listed in this box will not be selected.

Full Text Search Step 2 - Define Search Criteria

Enter the values that you are searching for in the textboxes below (Use Commas to Separate Values)

Contains All of These	<input style="width: 90%;" type="text" value="intermediate people's court"/>	Example Contains All of These: John Doe, Doe. - This query would return all records where the complete phrase John Doe AND the word Doe are in one or more fields
Contains Any of These	<input style="width: 90%;" type="text" value="beijing, wuhan, hefei, shanghai, hangzhou, zhengzhou, nanjing"/>	Example Contains Any of These: John Doe, Doe. - This query would return all records where the complete phrase John Doe OR the word Doe are in one or more fields
Contains None of These	<input style="width: 90%;" type="text"/>	Example Contains None of These: John Doe, Doe. - This query would return all records where the complete phrase John Doe AND the word Doe are NOT in any fields

[Previous Step](#) [Next Step](#)

➤ You may click **Previous Step** to return to the prior page where you can edit the full text search criteria.

- When you have finished defining the search criteria, click **Next Step**.
The Step 3 – Sort By page is displayed.

Instructions for using this page can be found in Chapter 8: Sorting (Step 3).

Chapter 8: Sorting (Step 3)

After you have defined your search criteria, you can specify up to three sort fields, although this is an optional step. Depending on what type of field(s) you use to sort, the list of results will be presented in alphabetical, numerical, or chronological order. This chapter explains how to perform a sort, describes the query summary, and shows the search results.

Sorting the Query

You can specify up to three sort fields for your query. By default, fields are sorted in ascending order. You can specify a primary, second, and third sort, and indicate whether you would like the fields to sort in ascending or descending order.

To sort a query:

1. Click **Next Step** from either of the following pages:
 - Basic Search Step 2 – Define Search Criteria
 - Full Text Search Step 2 – Define Search Criteria

The Step 3 – Sort By page is displayed.

The screenshot shows a web interface titled "Step 3 - Sort By". It features a red header bar with the text "Choose the Field(s) to Sort the Query". Below this, there are three "Sort By" sections. Each section consists of a dropdown menu currently set to "< Not Sorted >" and two radio buttons: "Ascending" (which is selected) and "Descending". At the bottom right of the interface, there are two purple links: "< Previous Step" and "Next Step >".

-
- Fields that you select for sorting do not have to be (although they can be) the same fields you selected for a basic search.
-

➤ Forty fields display on a prisoner’s detail page. However, the fields that are available for sorting are the 12 fields that display on the results summary page. These fields are:

- age at detention
- CECC record number
- Chinese characters (main name)
- current (or last) prison, detention center, or site
- current (or last) sentence (or time served): years
- province where imprisoned (or detained)
- date of detention
- detention status
- issue category
- main name
- occupation
- sex

-
2. Select a primary sort field from the first drop-down list.
 3. Click **Descending** if you want to change the sort order from **Ascending** (default) to **Descending**.
 4. (Optional Step). Repeat Steps 2 and 3 for the second-level sort.
 5. (Optional Step). Repeat Steps 2 and 3 for the third-level sort.

Step 3 - Sort By

Choose the Field(s) to Sort the Query

Sort By _____

province where imprisoned (or detained) Ascending Descending

Then By _____

issue category Ascending Descending

Then By _____

main name Ascending Descending

[< Previous Step](#) [Next Step >](#)

➤ You may click **Previous Step** if you would like to return to the prior page to make changes to the search criteria.

6. After you have designated sort criteria (or elected not to designate sort criteria), click **Next Step**. The Query Summary page is displayed.

Instructions for using this page can be found in Chapter 9: Understanding the Query Summary.

Chapter 9: Understanding the Query Summary

The Query Summary page is different for basic searches and full text searches, and for users without an account and those with an account. This chapter describes all four circumstances. You may click **Edit** at any step shown in the Query Summary page to return to the listed step and revise your selections.

Query Summary Page: User Without an Account

The Query Summary page for a Basic Search (user without an account) displays your selected fields, the values defined for the fields, and the sort order (if specified).

Query Summary
<input type="button" value="Run"/> <input type="button" value="Cancel"/>
Step 1: Choose Search Type/Select Fields [EDIT]
Search Type: Basic
Step 2: Define Filters [EDIT]
current (or last) prison, detention center, or site <i>Is One of These</i> Beijing (general location), Beijing Municipal Prison, Beijing No. 1 PSB Det. Ctr., Beijing No. 2 Prison, Beijing Ping'an Psychiatric Hosp and date of detention <i>Is Between Or Includes</i> <i>These Values</i> 2006/01/01 And 2010/01/01 and detention status <i>Is One of These</i> DET, REL, DEC
Step 3: Sort By [EDIT]
Sort By: CECC record number (Ascending)
<input type="button" value="Run"/> <input type="button" value="Cancel"/>

The Query Summary page for a Full Text Search (user without an account) displays your words and phrases and the sort order (if specified).

Query Summary
<input type="button" value="Run"/> <input type="button" value="Cancel"/>
Step 1: Choose Search Type/Select Fields [EDIT]
Search Type: Full Text
Step 2: Define Filters [EDIT]
Contains All of These: intermediate people's court Contains Any of These: beijing,wuhan,hefei,shanghai, hangzhou, zhengzhou,nanjing
Step 3: Sort By [EDIT]
Sort By: province where imprisoned (or detained) (Ascending) Then By: issue category (Ascending) Then By: main name (Ascending)
<input type="button" value="Run"/> <input type="button" value="Cancel"/>

To use the Query Summary pages as a user without an account:

1. Click one of the following:

- **Create a New Query** – to return to the Step 1 – Choose Search Type/Select Fields page. All of your prior selections and definitions are cleared.
- **Edit** – to return to that specific step and edit your selections before running the query.
- **Run** – to run the query as defined by the page, and display the results summary.
- **Cancel** – to return to the Step 1 – Choose Search Type/Select Fields page. All of your prior selections are still active; therefore you may edit your field selections, search criteria, and sort selections.

Query Summary Page: User With an Account

The Query Summary page for a Basic Search (account user) displays your selected fields, the values defined for the fields, and the sort order (if specified).

Query Summary

Save As... Query 1

Description:

Step 1: Choose Search Type/Select Fields [EDIT]

Search Type: Basic

Step 2: Define Filters [EDIT]

current (or last) prison, detention center, or site *Is One of These* Beijing (general location), Beijing Municipal Prison, Beijing No. 1 PSB Det. Ctr., Beijing No. 2 Prison, Beijing Ping'an Psychiatric Hosp **and**

date of detention *Is Between Or Includes These Values* 2006/01/01 And 2010/01/01 **and**

detention status *Is One of These* DET, REL, DEC

Step 3: Sort By [EDIT]

Sort By: CECC record number (Ascending)

Save As... Query 1

Description:

The Query Summary page for a Full Text Search (account user) displays your words and phrases and the sort order (if specified).

Query Summary

Save As... Query 1

Description:

Step 1: Choose Search Type/Select Fields [EDIT]

Search Type: Full Text

Step 2: Define Filters [EDIT]

Contains All of These: intermediate people's court

Contains Any of These: beijing,wuhan,hefei,shanghai,hangzhou, zhengzhou,nanjing

Step 3: Sort By [EDIT]

Sort By: province where imprisoned (or detained) (Ascending)

Then By: issue category (Ascending)

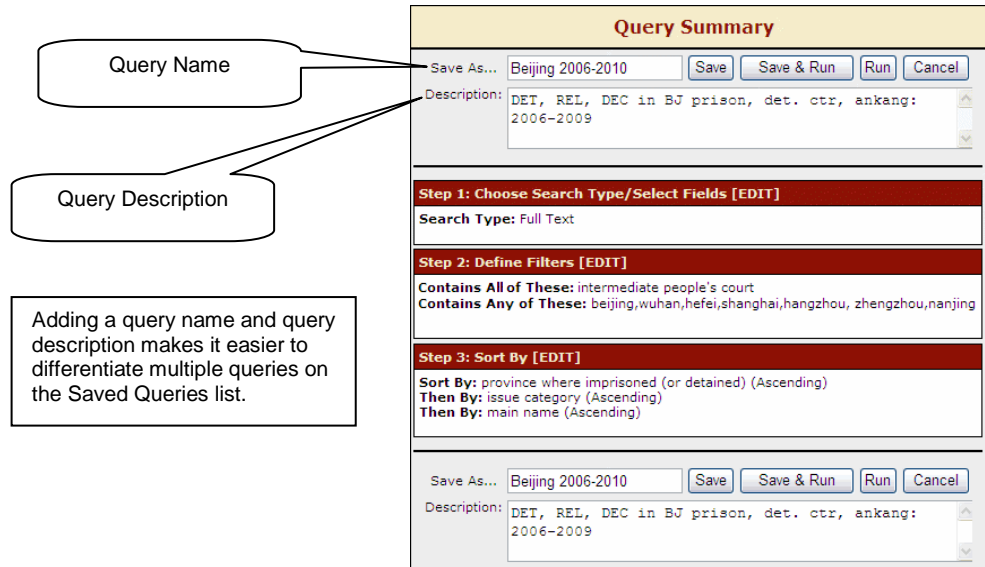
Then By: main name (Ascending)

Save As... Query 1

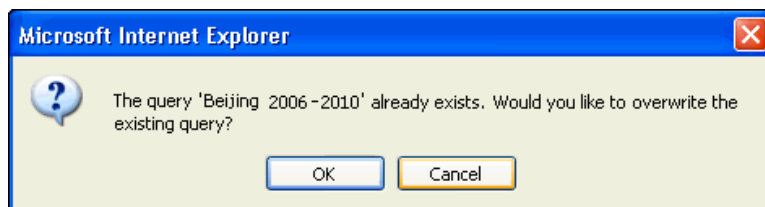
Description:

To use the Query Summary pages as an account user:

1. If you want to save the query, click either **Save** or **Save and Run**.
2. (Optional Step) Provide a customized name for the query in the **Save As** field.
3. (Optional Step) Provide a description of the query in the **Description** field.



4. Click one of the following to continue:
 - **Cancel** – To return to the Step 1 – Choose Search Type/Select Fields page. All of your prior selections are still active; therefore you may edit your field selections, search criteria, and sort selections.
 - **Run** – to run the query and display the results summary.
 - **Save** – to save the query and return to the Saved Queries page. The query will appear on the list of Saved Queries.
 - **Save and Run** – to save the query (add it to the Saved Query page) and display the results summary.
5. If you click **Save** or **Save and Run** and use a query title that already exists, a message is displayed. Click **OK** to overwrite the existing query or click **Cancel** to provide a new query name in the **Save As** field.



If you click **OK**, the results summary displays.

Instructions for displaying the results summary can be found in Chapter 10: Displaying the Results Summary.

Chapter 10: Displaying the Results Summary

The results summary page lists summary information for all of the prisoners that met your search criteria. You can select a prisoner from the list and display all of the detailed information that is available for that person.

This chapter describes the results summary page and explains how to edit your search parameters if the search did not provide the expected data.

Displaying the Results Summary

The results summary page displays the same columns of information for anonymous and account users. Both types of users can also display details for any of the political prisoner records that are listed in the results summary.

To display the results summary:

1. Click **Run** (or **Save and Run**) from the Query Summary page. You will see one of two possible results.

- A message is displayed if no records matched your criteria.

There were no prisoner records that matched the specified criteria.
[Return to Query Summary](#)

- If you expected results but none were found, check your query construction, especially the operators.

- The results summary displays if records are found that match your criteria.

56 Matching Records

Page of 6 Results Per Page:

[Return to Query Summary](#) [Return to Saved Queries](#)

	CECC record number	main name	Chinese characters (main name)	issue category	detention status	sex	age at detention	occupation	date of detention	province where imprisoned (or detained)	current (or last) prison, detention center, or site	current (or last) sentence (or time served): years
View	2004-04611	Liu Shiling	刘世玲	FG	DET				2002/mm/dd	Anhui Province	Anhui (general location)	11
View	2004-04640	Sun Chan	孙焜	FG	DET				2002/mm/dd	Anhui Province	Anhui (general location)	13
View	2004-04641	Sun Fangxi	孙芳熙	FG	DET				2002/mm/dd	Anhui Province	Anhui (general location)	13
View	2004-04681	Xi Tiejun	蔡铁军	FG	DET				2002/mm/dd	Anhui Province	Anhui (general location)	8
View	2004-04717	Zhang Jialin	张家林	FG	DET				2002/mm/dd	Anhui Province	Anhui (general location)	11
View	2007-00023	Chen Yong	陈勇	6489	DET	M		worker (unspec.)	1989/06/21	Beijing Shi (prov.)	Qincheng Prison (Beijing)	20
View	2004-04066	Jin Haike	靳海科	assoc/spch	DET	M			2001/03/13	Beijing Shi (prov.)	Beijing No. 2 Prison	10
View	2004-04179	Xu Wei	徐伟	assoc/spch	DET	M		journalist, newspaper rep. & ed.	2001/03/13	Beijing Shi (prov.)	Yanqing Prison (Beijing)	10
View	2004-05141	Shi Xuezhi	石学之	dem/6489/spch/assoc	DET	M	49	entrepreneur	1989/06/dd	Beijing Shi (prov.)	Yanqing Prison (Beijing)	14
View	2004-05049	He Depu	何德普	dem/spch	DET	M			2002/11/05	Beijing Shi (prov.)	Beijing No. 2 Prison	8

[Return to Query Summary](#) [Return to Saved Queries](#)

2. (Optional Step). You can specify the number of records you want to see per page. Do this by entering a number in the **Results Per Page** field, and then clicking **Go**.

3. (Optional Step). You can specify a particular page to display by selecting a page number from the drop-down list and then clicking **Go**.


4. Click one of the following to continue:

- **Previous** and/or **Next** – to navigate through the pages of a report that has multiple pages.
- **Return to Query Summary** – to return to the Query Summary page. From there, you can click **Cancel** if you would like to edit your search selections.
- Any of the commands on the command bar at the top of the report.

- **View** – to view details of a selected political prisoner record.

Search Results Detail for 'Liu Xiaobo'

[Back to Results Summary](#)

Personal Details		Imprisonment or Detention Details		
	CECC Record Number:	2004-03114	Ethnic Group:	Han?
	Detention Status:	DET	Sex:	M
	Issue Category:	spch	Age at Detention:	
	Main Name:	Liu Xiaobo	Religion:	
	Chinese Characters (Main Name):	刘晓波	Occupation:	professor, law; PC deputy
	Alternate Name (Lay or Pen):		Affiliation:	
	Additional Name(s):		Residence Province:	Beijing Shi (prov.)
	Pinyin Name:	Liu Xiaobo	Residence Prefecture:	(na)
		Residence County:	(na)	
Legal Process				
Legal Process:	chg/tri/sent-app	Formal Arrest Date:	2009/06/23	
Trial Court:	Beijing No. 1 Intermediate People's Court	Trial Date:	2009/12/23	
Sentence Court:	Beijing No. 1 Intermediate People's Court	Sentence Date:	2009/12/25	
Appeal Court:		Appeal Date:	2009/12/29	
Appeal Ruling Court:		Appeal Ruling Date:		
Charge (Statute):	CL97-art105(2)	Sent. Ends Per PRC:		
		Actual Date Released:		
Short Summary				
<p>On December 25, 2009, the Beijing No. 1 Intermediate People's Court sentenced prominent intellectual Liu Xiaobo to 11 years in prison for inciting subversion. Liu appealed on December 29. Prosecutors alleged he drafted and organized Charter 08, signed by thousands of Chinese and calling for political reform and protection of human rights. The indictment also cites six essays Liu wrote that were posted on overseas Web sites. The essays were critical of the Chinese Communist Party's rule but did not advocate violence; one specifically called for non-violence. Liu was taken into custody on December 8, 2008, a day before Charter 08 was released. Liu's case has been marred by apparent violations of Chinese legal protections for criminal suspects. He was arrested on June 23, 2009. Previously, Liu was detained in 1989 after the Tiananmen protests and served three years' reeducation through labor for his writings in 1996. He is being held at the Beijing No. 1 PSB Detention Center.</p>				
Back to Results Summary				

5. Click **Back to Results Summary** to exit the Search Results Detail page.

Displaying Results Summary From the Saved Queries Page

You can display the results of saved queries from the Saved Queries page.

Create A New Query View Saved Queries View/Edit User Profile Download All Records					Help	Sign Out
Saved Queries						
Actions	Query Name	Query Description	Date Created	Date Last Updated		
[Run] [Edit] [Delete]	Beijing 2006-2010	DET, REL, DEC in BJ prison, det. ctr, anfang: 2006-2009	7/1/2010 4:09:46 PM	7/1/2010 4:09:46 PM		
[Run] [Edit] [Delete]	Three filters	prison, detention date and status	5/27/2010 3:11:39 AM	5/27/2010 3:11:39 AM		
[Run] [Edit] [Delete]	Basic Search	Define three filters	5/27/2010 2:38:18 AM	5/27/2010 2:40:13 AM		
[Run] [Edit] [Delete]	Full Text	Define two filters	5/27/2010 2:39:29 AM	5/27/2010 2:39:29 AM		
[Run] [Edit] [Delete]	Query 2		5/17/2010 7:19:35 AM	5/17/2010 7:21:30 AM		
[Run] [Edit] [Delete]	Query 1		5/17/2010 6:51:26 AM	5/17/2010 6:54:42 AM		

If you click **Run**, the results summary displays.

Chapter 11: Downloading and Sharing PPD Information

You can download (and export) political prisoner records from the PPD to your computer in the form of an Excel file or a PDF. This gives you the ability to use PDF and Excel functionality to view and manipulate the political prisoner records.

-
- If you access the PPD and attempt to save a Results Summary page as an Excel file but your system's viewer displays it as unrecognizable characters, try saving it with an .xls extension. It should open and display properly in applications that can open an Excel spreadsheet.
-

These are the downloading and exporting functions available to you.

- **Download All Records** – Lets you download all political prisoner records in the PPD to an Excel file on your computer.
- export to: **Adobe PDF** – You can export the Results Summary page or the Search Results Detail page.
- export to: **Excel 2000** and export to: **Excel XP** – You can export the Results Summary page or the Search Results Detail page.

You can also embed a prisoner's URL in certain documents and locations in order to open the prisoner's record in an Internet browser.

This chapter explains the downloading and sharing functionality.

-
- PDF and Excel features are not explained in this chapter. Please refer to PDF and Excel manuals and other reference material for details regarding these applications.
-

Exporting Selected Records to an Adobe PDF

You can export (download) selected political prisoner records to a PDF on your computer. This feature performs an export from either of the following pages:

Results Summary

CECC record number	main name	Chinese characters (main name)	issue category	detection status	sex	age at detection	occupation	date of detection	province where imprisoned (or detained)	current (or last) detention center, or site	current (or last) sentence (or time served); years
2004-02181	Wang Limin	王霖霖	epca	REL	M	48		2008/10/10	Beijing (prov.)	Beijing (prov.)	
2004-02114	Liu Xiaobo	刘晓波	epca	DET	M		professor, law, PC deputy	2008/12/08	Beijing (prov.)	Beijing No. 1 P.S.B. Det. Ct.	11
2004-01285	Hu Jia	胡佳	epca/assoc/chr	DET	M	34	activist	2007/12/27	Beijing Shi	Beijing Municipal	3

Search Results Detail

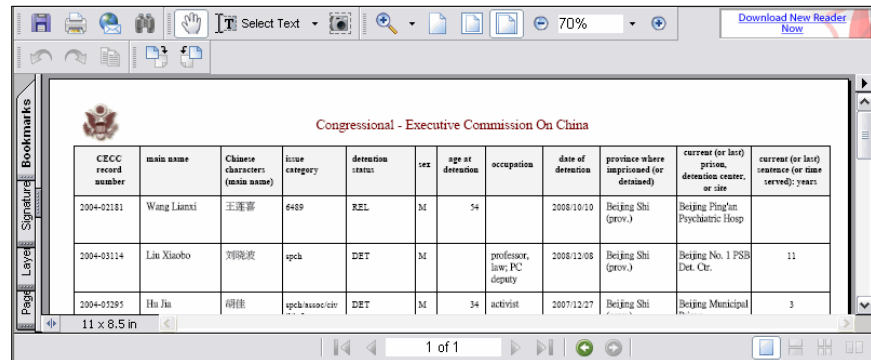
Search Results Detail for 'Liu Xiaobo'

Personal Details	CECC Record Number: 2004-02114 Detection Status: DET Issue Category: epca Main Name: Liu Xiaobo Chinese Characters (Main Name): 刘晓波 Alias Name (Clay or Pinyin): Liu Xiaobo People Names: Liu Xiaobo	Ethnic Group: Han Sex: M Age at Detection: 48 Religion: N/A Occupation: Professor, Law, PC Deputy Affiliations: Beijing Shi Det. Ct. Sentence Dates: 2008/12/08 Sentence Length (Months): 11 Sentence Length (Years): 11 Sentence Length (Months): 11 Sentence Length (Years): 11 Province Where Imprisoned (or Detained): Beijing Shi (prov.) Province Where Imprisoned (or Detained): Beijing Shi (prov.) Province Where Imprisoned (or Detained): Beijing Shi (prov.) Province Where Imprisoned (or Detained): Beijing Shi (prov.)
Legal Process	App'l Process: 2008/12/08 Trial Court: Beijing No. 2 Intermediate People's Court Sentence Court: Beijing No. 2 Intermediate People's Court Appeal Court: Beijing No. 2 Intermediate People's Court Appeal Pleading Court: Beijing No. 2 Intermediate People's Court Charge (Statute): 327, 327-1, 327-2	Formal Arrest Date: 2008/12/08 Trial Date: 2008/12/08 Sentence Date: 2008/12/08 Appeal Date: 2008/12/08 Appeal Pleading Date: 2008/12/08 Sent. Ends Per PRC Actual Sentence: 11

or

To export records from the Results Summary page to a PDF:

1. Navigate to the Results Summary page.
2. From the PPD command bar, click **Adobe PDF**. The Results Summary page displays as a PDF. Note that 12 fields are displayed for each record, not all 40.




3. Use the scroll bars to move vertically through the list of records.

To export the record found on the Search Results Detail page:

1. Navigate to the Search Results Detail page.
2. From the PPD command bar, click **Adobe PDF**.
The Search Results Detail page displays as a PDF.

Congressional - Executive Commission On China 7/9/2010 12:41:25 PM

Personal Details				Imprisonment or Detention Details		
	CECC Record Number	2004-03114	Ethnic Group	Han?	Date of Detention	2008/12/08
	Detention Status	DET	Sex	M	Current Prison	Jinzhou Prison
	Issue Category	spch	Age At Detention		Sentence Length (Years)	11
	Main Name	Liu Xiaobo	Religion		Sentence Length (Months)	
	Chinese Characters (Main Name)	刘晓波	Occupation	professor, law; PC deputy	Sentence Length (Weeks)	
	Alternate Name (Lay or Pen)		Affiliation		Sentence Length (Days)	
	Additional Name(s)		Residence Province	Beijing Shi (prov.)	Province Where Imprisoned (or Detained)	Liaoning Province
	Pinyin Name	Liu Xiaobo	Residence Prefecture	(no)	Prefecture Where Imprisoned (or Detained)	Dalian Shi (pref.)
			Residence Country	(no)	County Where Imprisoned (or Detained)	Jinzhou Dist.

Legal Process			
Legal Process	cbq/tri/sent-app	Formal Arrest Date	2009/06/23
Trial Court	Beijing No. 1 Intermediate People's Court	Trial Date	2009/12/23
Sentence Court	Beijing No. 1 Intermediate People's Court	Sentence Date	2009/12/25
Appeal Court		Appeal Date	2009/12/29
Appeal Ruling Court	Beijing High People's Court	Appeal Ruling Date	2010/02/11
Sent. Ends Per PRC		Actual Date Released	
Charge (Statute)	CL97-art105(2)		

Short Summary

On December 25, 2009, the Beijing No. 1 Intermediate People's Court sentenced prominent intellectual Liu Xiaobo to 11 years in prison for inciting subversion. The Beijing High People's Court denied his appeal on February 11, 2010. Prosecutors said Liu drafted and organized Charter 08, signed by thousands of Chinese and calling for political reform and protection of human rights. Liu was also punished for six essays he wrote that were posted on overseas Web sites. The essays were critical of Chinese Communist Party rule but did not advocate violence, one specifically called for non-violence. Liu was taken into custody on December 8, 2008, a day before Charter 08 was released. He was kept in residential surveillance under conditions that violated Chinese law and arrested on June 23, 2009. Liu was detained in 1989 after the Tiananmen protests and served three years reeducation through labor for his writings in 1996. He is serving his sentence at the Jinzhou Prison in Liaoning province.

3. Use the scroll bars to move vertically and horizontally through the detail record.

Downloading All PPD Records to an Excel File

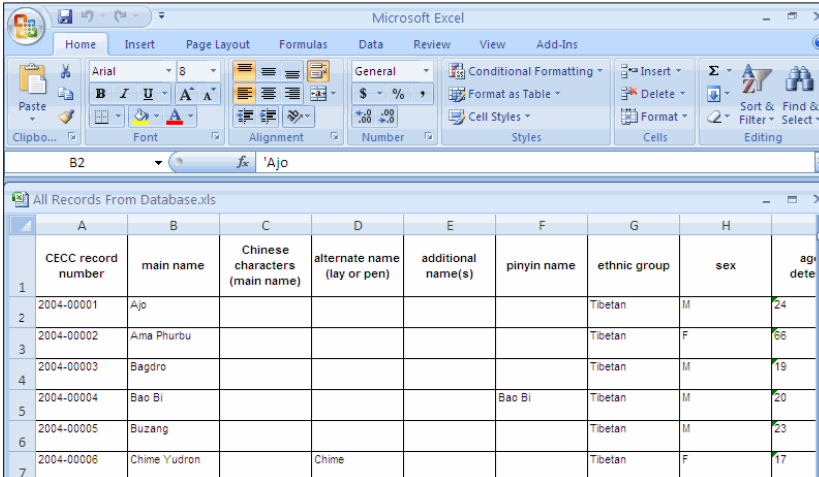
You can download all of the political prisoner records in the PPD database to an Excel file on your computer. The Excel file contains all of the available data for all 40 fields for all of the available records in the PPD.

-
- There are thousands of records, so the download time will depend on the speed of your internet connection.
-

- **Please Note:** An Excel file containing all of the available PPD field data will be large. However, you can reduce the file size by approximately eighty percent by using the “Save As” feature and saving the file with an .xls extension. This may seem redundant because the Excel download is displayed as .xls. In spite of this, the document is, in fact, in HTML format. You can force the download into a traditional .xls document and substantially reduce the file storage requirements by using the Save As feature.
-

To download all PPD records to an Excel file:

1. From the PPD command bar, click **Download All Records**.
A system message will ask if you want to Open or Save the file.
2. Click one of the following:
 - **Open** – immediately opens the file. You can save the file after it is opened.
 - **Save** – saves the file after asking you for a location and name for the file. You can open the file after it is saved.



The screenshot shows a Microsoft Excel spreadsheet titled "All Records From Database.xls". The spreadsheet has columns for CECC record number, main name, Chinese characters (main name), alternate name (lay or pen), additional name(s), pinyin name, ethnic group, sex, and age. The data is as follows:

	A	B	C	D	E	F	G	H	I
	CECC record number	main name	Chinese characters (main name)	alternate name (lay or pen)	additional name(s)	pinyin name	ethnic group	sex	age
1	2004-00001	Ajo					Tibetan	M	24
2	2004-00002	Ama Phurbu					Tibetan	F	68
3	2004-00003	Bagdro					Tibetan	M	19
4	2004-00004	Bao Bi				Bao Bi	Tibetan	M	20
5	2004-00005	Buzang					Tibetan	M	23
6	2004-00006	Chime Yudron		Chime			Tibetan	F	17

3. Use the scroll bar to move vertically through the list of records.

	A	B	C	D	E	F	G	H	
1	CECC record number	main name	Chinese characters (main name)	alternate name (lay or pen)	additional name(s)	pinyin name	ethnic group	sex	age
677	2004-00676	Phuntsog Pema		Dekyi			Tibetan	F	23
678	2004-00677	Phuntsog Thoesam		Pasang			Tibetan	M	23
679	2004-00678	Phuntsog Tsamchoe		(Phuntsog Dekyi?)			Tibetan	F	22
680	2004-00679	Phuntsog Wangmo		Karma			Tibetan	F	22
681	2004-00680	Phuntsog Wangmo		Lobsang Drolma			Tibetan	F	21

4. Use the right (→) and left (←) arrows on your keyboard to move horizontally through the fields (in order to view the 40 fields associated with each record).
5. (Optional Step) Use the features of Excel to perform additional research and analysis on the political prisoner data.

Exporting Selected Records to an Excel File

You can export (download) selected political prisoner records to an Excel file on your computer. This feature performs an export from either of the following pages:

Results Summary

CDEC Record Number	Name	Chinese Character Name	Arrested Status	Sex	Age at Detention	Occupation	Date of Detention	Arrested Where	Current Detention Facility	Current Detention Year
2200-0008	Yang Changqing	杨常青	DET	M	48		2010/09/01	Shanghai	Shanghai	2010
2200-0010	Yan Changqing	颜常青	DET	M	48		2010/09/01	Shanghai	Shanghai	2010
2200-0011	Yan Changqing	颜常青	DET	M	48		2010/09/01	Shanghai	Shanghai	2010
2200-0012	Yan Changqing	颜常青	DET	M	48		2010/09/01	Shanghai	Shanghai	2010
2200-0013	Yan Changqing	颜常青	DET	M	48		2010/09/01	Shanghai	Shanghai	2010
2200-0014	Yan Changqing	颜常青	DET	M	48		2010/09/01	Shanghai	Shanghai	2010
2200-0015	Yan Changqing	颜常青	DET	M	48		2010/09/01	Shanghai	Shanghai	2010
2200-0016	Yan Changqing	颜常青	DET	M	48		2010/09/01	Shanghai	Shanghai	2010
2200-0017	Yan Changqing	颜常青	DET	M	48		2010/09/01	Shanghai	Shanghai	2010
2200-0018	Yan Changqing	颜常青	DET	M	48		2010/09/01	Shanghai	Shanghai	2010
2200-0019	Yan Changqing	颜常青	DET	M	48		2010/09/01	Shanghai	Shanghai	2010
2200-0020	Yan Changqing	颜常青	DET	M	48		2010/09/01	Shanghai	Shanghai	2010
2200-0021	Yan Changqing	颜常青	DET	M	48		2010/09/01	Shanghai	Shanghai	2010
2200-0022	Yan Changqing	颜常青	DET	M	48		2010/09/01	Shanghai	Shanghai	2010
2200-0023	Yan Changqing	颜常青	DET	M	48		2010/09/01	Shanghai	Shanghai	2010
2200-0024	Yan Changqing	颜常青	DET	M	48		2010/09/01	Shanghai	Shanghai	2010
2200-0025	Yan Changqing	颜常青	DET	M	48		2010/09/01	Shanghai	Shanghai	2010
2200-0026	Yan Changqing	颜常青	DET	M	48		2010/09/01	Shanghai	Shanghai	2010
2200-0027	Yan Changqing	颜常青	DET	M	48		2010/09/01	Shanghai	Shanghai	2010
2200-0028	Yan Changqing	颜常青	DET	M	48		2010/09/01	Shanghai	Shanghai	2010
2200-0029	Yan Changqing	颜常青	DET	M	48		2010/09/01	Shanghai	Shanghai	2010
2200-0030	Yan Changqing	颜常青	DET	M	48		2010/09/01	Shanghai	Shanghai	2010
2200-0031	Yan Changqing	颜常青	DET	M	48		2010/09/01	Shanghai	Shanghai	2010
2200-0032	Yan Changqing	颜常青	DET	M	48		2010/09/01	Shanghai	Shanghai	2010
2200-0033	Yan Changqing	颜常青	DET	M	48		2010/09/01	Shanghai	Shanghai	2010
2200-0034	Yan Changqing	颜常青	DET	M	48		2010/09/01	Shanghai	Shanghai	2010
2200-0035	Yan Changqing	颜常青	DET	M	48		2010/09/01	Shanghai	Shanghai	2010
2200-0036	Yan Changqing	颜常青	DET	M	48		2010/09/01	Shanghai	Shanghai	2010
2200-0037	Yan Changqing	颜常青	DET	M	48		2010/09/01	Shanghai	Shanghai	2010
2200-0038	Yan Changqing	颜常青	DET	M	48		2010/09/01	Shanghai	Shanghai	2010
2200-0039	Yan Changqing	颜常青	DET	M	48		2010/09/01	Shanghai	Shanghai	2010
2200-0040	Yan Changqing	颜常青	DET	M	48		2010/09/01	Shanghai	Shanghai	2010

Search Results Detail

Search Results Detail for 'Liu Xiaobo'

Personal Details:
 CDEC Record Number: 2200-0010
 Name: Liu Xiaobo
 Chinese Character Name: 刘晓波
 Ethnic Group: Han
 Sex: M
 Age at Detention: 48
 Arrested Status: DET
 Occupation: Lawyer
 Date of Detention: 2009/12/10
 Arrested Where: Beijing
 Current Detention Facility: Beijing Detention Center
 Current Detention Year: 2010

Arrest Information:
 Arrested Where: Beijing
 Date of Detention: 2009/12/10

Current Detention:
 Current Detention Facility: Beijing Detention Center
 Current Detention Year: 2010

or

- If you export from the Results Summary page, the Excel file will contain all of the available data for all 40 fields for all of the records shown on the Results Summary page.
- If you export from the Search Results Detail page, the Excel file will contain all of the available data for all 40 fields for the selected prisoner.

➤ **Please Note:** If a significant number of records have been selected for the Results Summary, the resulting Excel file export could be quite large. You can reduce the file size by approximately eighty percent by using the “Save As” feature and saving the file with an .xls extension. This may seem redundant because the Excel download is displayed as .xls. In spite of this, the document is, in fact, in HTML format. You can force the download into a traditional .xls document and substantially reduce the file storage requirements by using the Save As feature.

To export records from the Results Summary page to an Excel file:

1. Navigate to the Results Summary page.
2. From the PPD command bar, click either **Excel 2000** or **Excel XP** (depending on your operating system).
A system message will ask if you want to Open or Save the file.
3. Click one of the following:
 - **Open** – immediately opens the file. You can save the file after it is opened.
 - **Save** – saves the file after asking you for a location and name for the file. You can open the file after it is saved.

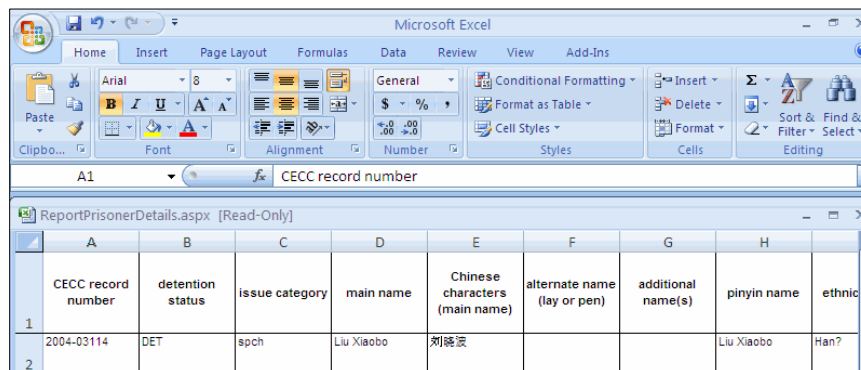
The screenshot shows a Microsoft Excel spreadsheet with the following data:

	A	B	C	D	E	F	G	H	I
	CECC record number	main name	Chinese characters (main name)	alternate name (lay or pen)	additional name(s)	pinyin name	ethnic group	sex	age
1	2004-00001	Ajo					Tibetan	M	24
2	2004-00002	Ama Phurbu					Tibetan	F	66
3	2004-00003	Bagdro					Tibetan	M	19
4	2004-00004	Bao Bi				Bao Bi	Tibetan	M	20
5	2004-00005	Buzang					Tibetan	M	23
6	2004-00006	Chime Yudron		Chime			Tibetan	F	17

4. Use the scroll bar to move vertically through the list of records.
5. Use the right (→) and left (←) arrows on your keyboard to move horizontally through the fields (in order to view the 40 fields associated with each record).
6. (Optional Step) Use the features of Excel to perform additional research and analysis on the political prisoner data.

To export records from the Search Results Detail page to an Excel file:

1. Navigate to the Search Results Detail page.
2. From the PPD command bar, click either **Excel 2000** or **Excel XP** (depending on your operating system).
A system message will ask if you want to Open or Save the file.
3. Click one of the following:
 - **Open** – immediately opens the file. You can save the file after it is opened.
 - **Save** – saves the file after asking you for a location and name for the file. You can open the file after it is saved.




The screenshot shows Microsoft Excel with a table of data. The table has 9 columns and 2 rows of data. The columns are: CECC record number, detention status, issue category, main name, Chinese characters (main name), alternate name (lay or pen), additional name(s), pinyin name, and ethnic. The first row of data contains: 2004-03114, DET, spch, Liu Xiaobo, 刘晓波, and Liu Xiaobo, Han?. The second row is empty.

	A	B	C	D	E	F	G	H	
	CECC record number	detention status	issue category	main name	Chinese characters (main name)	alternate name (lay or pen)	additional name(s)	pinyin name	ethnic
1	2004-03114	DET	spch	Liu Xiaobo	刘晓波			Liu Xiaobo	Han?
2									

4. Use the right (→) and left (←) arrows on your keyboard to move horizontally through the fields (in order to view the 40 fields associated with the record).
5. (Optional Step) Use the features of Excel to perform additional research and analysis on the political prisoner data.

Using a URL to Share Prisoner Information

You can open, in an internet browser, a political prisoner's Search Results Detail page.

Search Results Detail for 'Liu Xiaobo'				
Back to Results Summary				
Personal Details		Imprisonment or Detention Details		
	CECC Record Number:	2004-03114	Ethnic Group:	Han?
	Detention Status:	DET	Sex:	M
	Issue Category:	spch	Age at Detention:	
	Main Name:	Liu Xiaobo	Religion:	
	Chinese Characters (Main Name):	刘晓明	Occupation:	professor, law; PC deputy
	Alternate Name (Lay or Pen):		Affiliation:	
	Additional Name(s):		Residence Province:	Beijing Shi (prov.)
	Pinyin Name:	Liu Xiaobo	Residence Prefecture:	(na)
		Residence County:	(na)	
Legal Process				
Legal Process:	chg/tri/sent-app	Formal Arrest Date:	2009/06/23	
Trial Court:	Beijing No. 1 Intermediate People's Court	Trial Date:	2009/12/23	
Sentence Court:	Beijing No. 1 Intermediate People's Court	Sentence Date:	2009/12/25	
Appeal Court:		Appeal Date:	2009/12/29	
Appeal Ruling Court:		Appeal Ruling Date:		
Charge (Statute):	CL97-art105(2)	Sent. Ends Per PRC:		
		Actual Date Released:		
Short Summary				
<p>On December 25, 2009, the Beijing No. 1 Intermediate People's Court sentenced prominent intellectual Liu Xiaobo to 11 years in prison for inciting subversion. Liu appealed on December 29. Prosecutors alleged he drafted and organized Charter 08, signed by thousands of Chinese and calling for political reform and protection of human rights. The indictment also cites six essays Liu wrote that were posted on overseas Web sites. The essays were critical of the Chinese Communist Party's rule but did not advocate violence; one specifically called for non-violence. Liu was taken into custody on December 8, 2009, a day before Charter 08 was released. Liu's case has been marred by apparent violations of Chinese legal protections for criminal suspects. He was arrested on June 23, 2009. Previously, Liu was detained in 1989 after the Tiananmen protests and served three years reeducation through labor for his writings in 1996. He is being held at the Beijing No. 1 PSB Detention Center.</p>				
Back to Results Summary				

This is accomplished by copying the URL for the Search Results Detail page into a report, document, e-mail, Web site, or Web log (blog). The URL serves as a link that, when clicked, queries the PPD and opens the Search Results Detail page for the political prisoner identifier that is embedded in the URL (link).

For example, the URL for Liu Xiaobo's Search Results Detail page is:

<http://ppd.cecc.gov/QueryResultsDetail.aspx?PrisonerNum=3114>

This feature makes it easy to share detailed information about specific political prisoners.

-
- A PPD Search Results Detail page link should function correctly if not blocked by other software or a firewall.
-