


Weatherization Assistance Program



Robert C. Adams
DOE Weatherization Assistance Program

State Energy Advisory
Board Meeting

Washington, DC

Background

- The WAP leads the nation in advancing technology, research and work practices related to *making residential energy upgrades cost effective, safe and comprehensive*
- Over **7.3 million** low-income dwelling units have been weatherized under the Program*

Program Focus is Deployment of EE Technologies

- Residential Energy Retrofits for Low-Income Households
- Formula grants support the largest and most technically advanced network:
 - 59 Formula Grantees (States, Tribes, Territories) and
 - 1,004 subgrantees of residential energy retrofit providers

* Represents the number of homes weatherized with Recovery Act and base funds since the program's inception through December 31, 2011

Production

731,000 homes weatherized

Total ARRA production goals are at 115%¹

Providing over 70% of EERE's total production goals²

198,000 multi-family units completed

- 27% of total production

¹730,906 units completed through March 2012 compared to 634,956 units planned.

²EERE production goal for Weatherization, Better Buildings, HUD and EECBG to retrofit 1,000,000 homes – 1,020,000 reported to date

Jobs Supported

Between 2nd and 8th largest job creator in Recovery Act portfolio

- 15,600 jobs supported in Q1 2011 – 7th
- 10,500 jobs supported in Q4 of 2011 – 2nd

Leveraging and Expanding Partnerships:

- In 2011 WAP leveraged \$1 in from private sources and \$2.35 in federal sources for every \$1 invested in by DOE
- Nearly 60% of grantees leverage utility funds each year (ratepayer funded EE)
- \$150 million - \$210 million leveraged annually since 2005 from private sources (ratepayer)
- \$350 million - \$600 million leveraged annually from federal and non-federal sources since 2005 (e.g. LIHEAP funds from HHS)

Future Funding Challenges:

- Returning WAP to pre-Recovery Act funding levels.
- Tighter Appropriation levels from Congress
- Shift of priorities within markets

Weatherization Plus Health

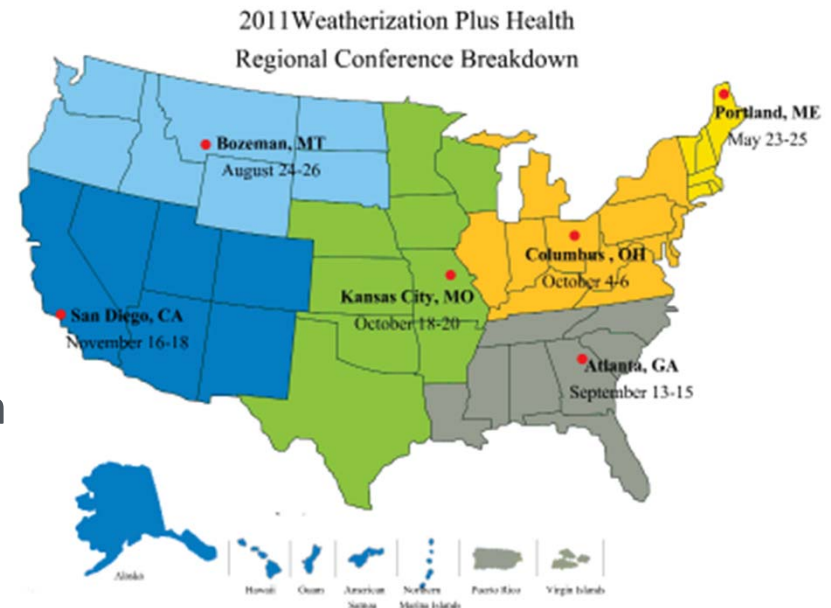
National effort to coordinate resources to improve the energy efficiency, health, and safety of low-income homes.

Ensure energy efficient and healthy indoor environments by facilitating the establishment of strong, effective partnerships between WAP and healthy homes providers.

NASCSP and other healthy homes advocates are helping implement the project on behalf of DOE.

KEY DELIVERABLES:

- Regional Conferences
- WeatherizationPlusHealth.org
- WAP and HH Reports for each Grantee
- Grantee Implementation of WAP Plus Health
- Best Practices Referral Systems
- Training and Technical Assistance



Establish
Quality Standards

The Standard Work Specifications

- Give the program a verifiable definition of the work and quality expected

Professionalize the
Worker

National Home Energy Professional Certification

- Define staff as professionals
- Verification of skills and the ability to do the job
- Sets the individual apart, giving them valuable assets to build their career

Utilize Nationally
Recognized Tools

IREC Training Program Accreditation

WAP Standardized Training Curriculum
DOE Audit Tools: NEAT, MHEA, and MulTEA

- Energy Savings
- Asset Improvement
- Worker Mobility

Quality = Sustainability

Key Areas Critical to the Future of the Program

- Communications and Messaging
- Leveraging
- Consistent Delivery of Quality Services
- New Markets and Existing Potential
- Energy Planning for Low-Income Communities

Committees charged with:

- Working with the network.
- Determining current practices.
- Identifying best practices, by various climatic and other considerations.
- Providing various analyses.
- Developing a state-of-the-program report.

WEATHERIZATION PLUS 2015

Progress Report



**Presentation to
DAS Kathleen Hogan
June 19, 2012**

**Anna Garcia, Program Manager
Robert Adams, WAP Supervisor
Office of Weatherization and
Intergovernmental Programs**

- Long Range Planning Process for the Weatherization Assistance Program.
- Two previous efforts:
 - Millennium Committee in 1999
 - Weatherization Plus Committee in 2005.
- Each effort resulted in 5-year planning strategies for WAP
- More than 60 professionals within the WAP network involved in the process



Accomplishments to Date

- Whole House, Whole Community
- Hot Climate Initiative
- Public Information Campaign + Weatherization Day
- Trainers Consortium
- Regular National Training Conferences
- Electric Industry Restructuring
- Refrigerator Replacement Tool
- Hot Climate Initiative
- New Training Centers
- Lead Safe Curriculum
- Core Competencies
- Standard Work Practices
- National Evaluation
- Upgraded Audit Tools
- Health and Safety Protocols

More work to be done.....

Outcomes of Efforts

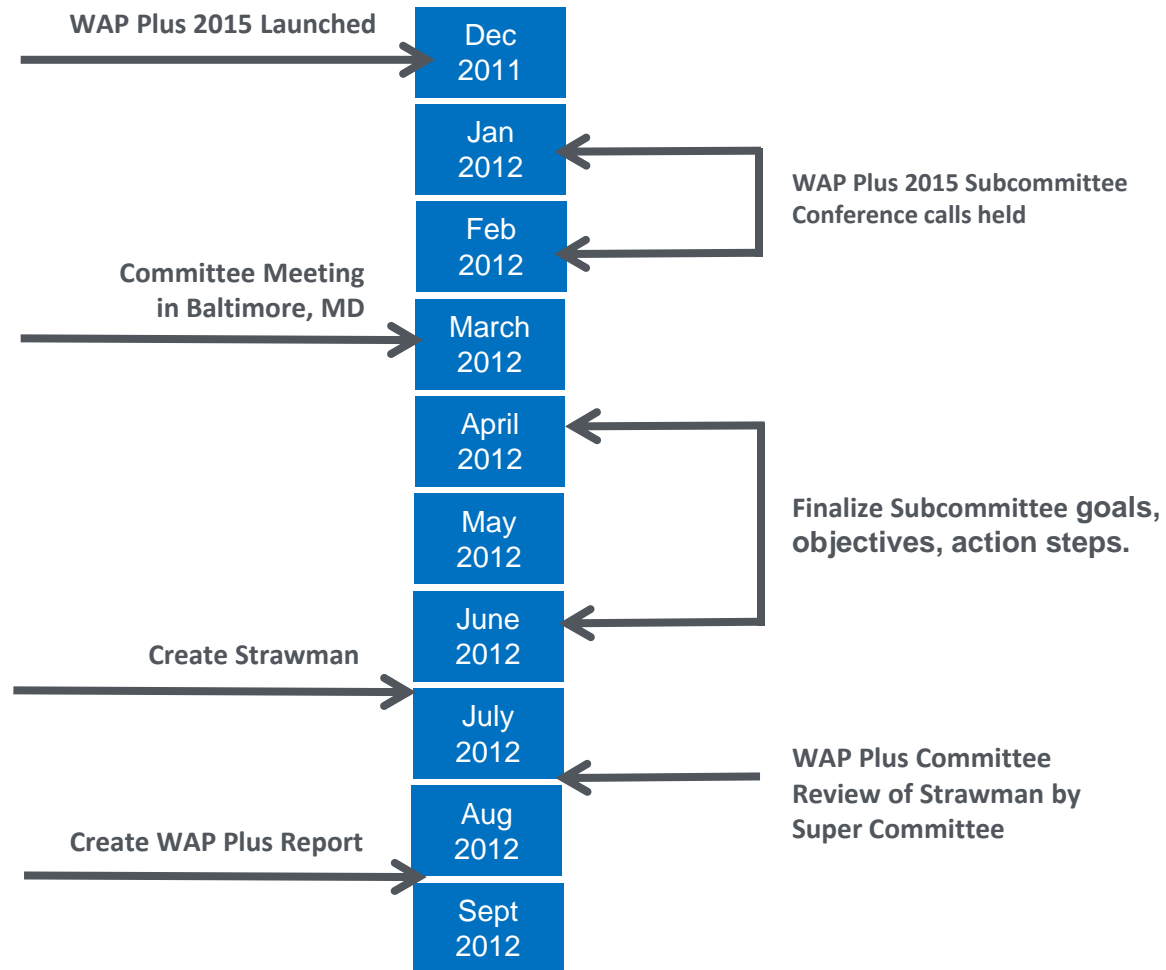
- Increased Flexibility
- Advanced Technologies
- Expanded Resources
- Public Information



New Challenges for WAP

- Extremely difficult political and budgetary environment
- Battered public image from IG and GAO reports
- Uneven quality performance
- Uneven leveraging impacts
- Loss of developed capacity through Recovery Act
- Possible decrease in rate of return for investments
(Preliminary findings of the National Evaluation)

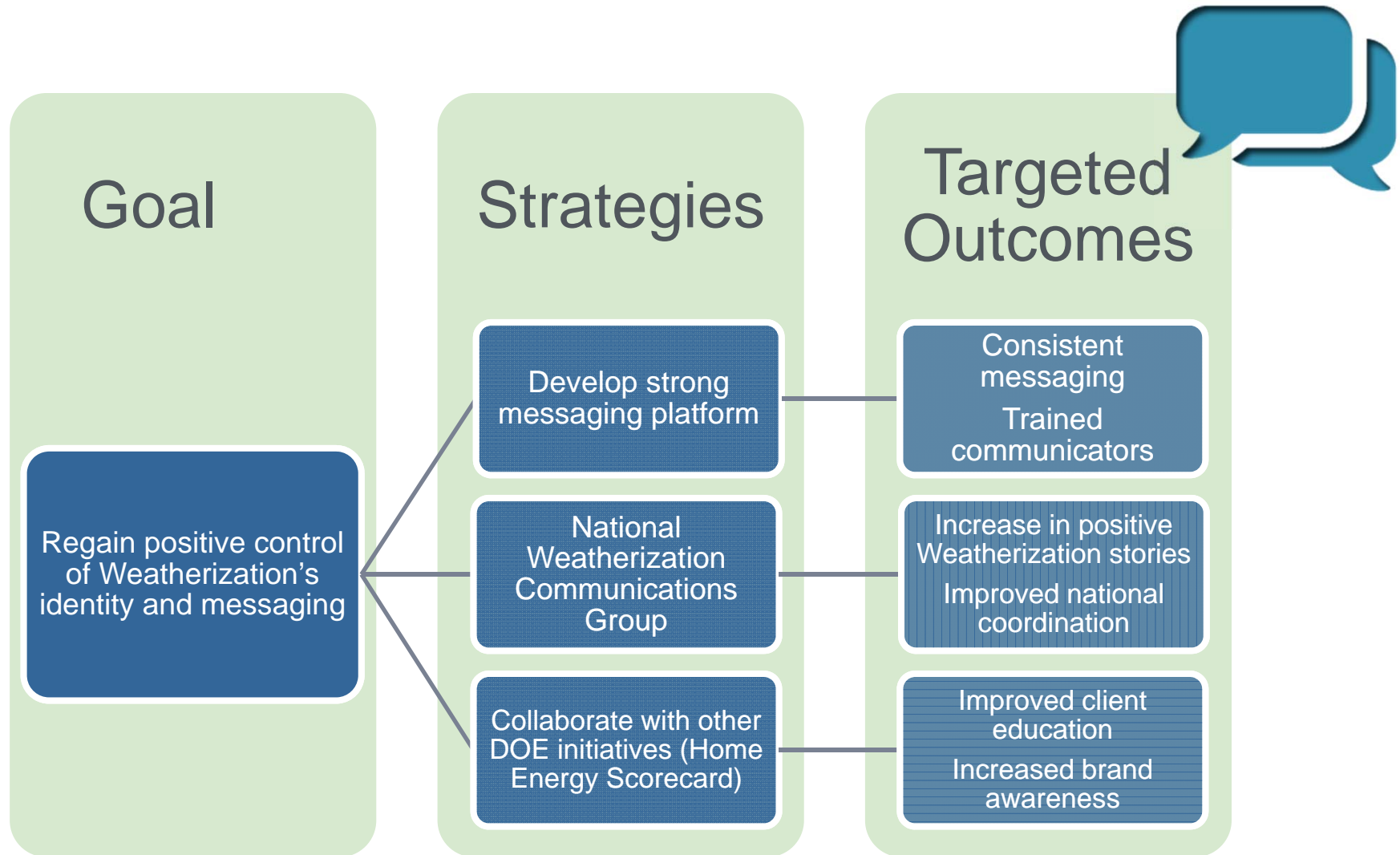
WAP Plus 2015 Timeline



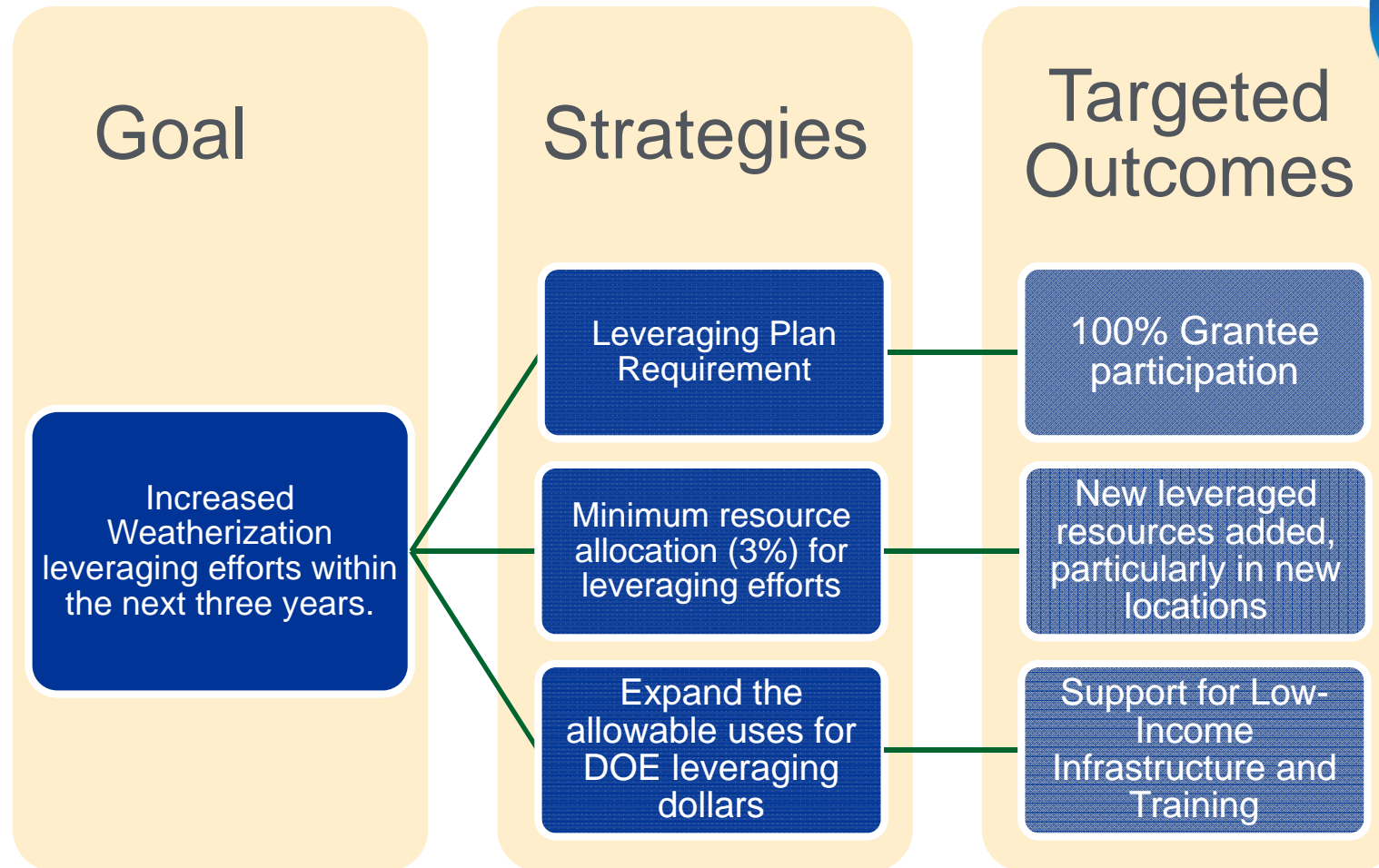
5 Committees Formed

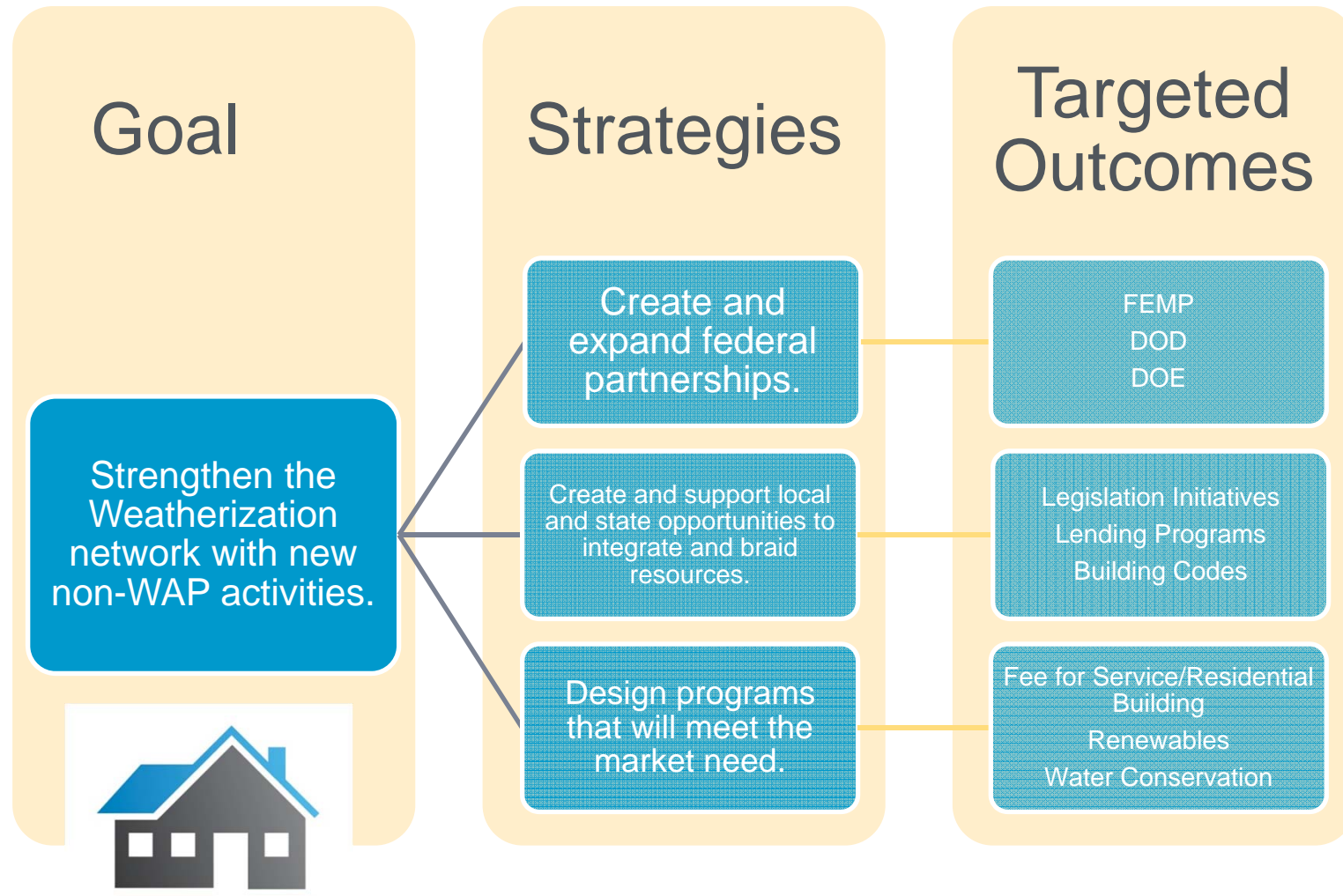
- Communications
- Leveraging
- New Markets
- Quality of Services
- Community Efficiency



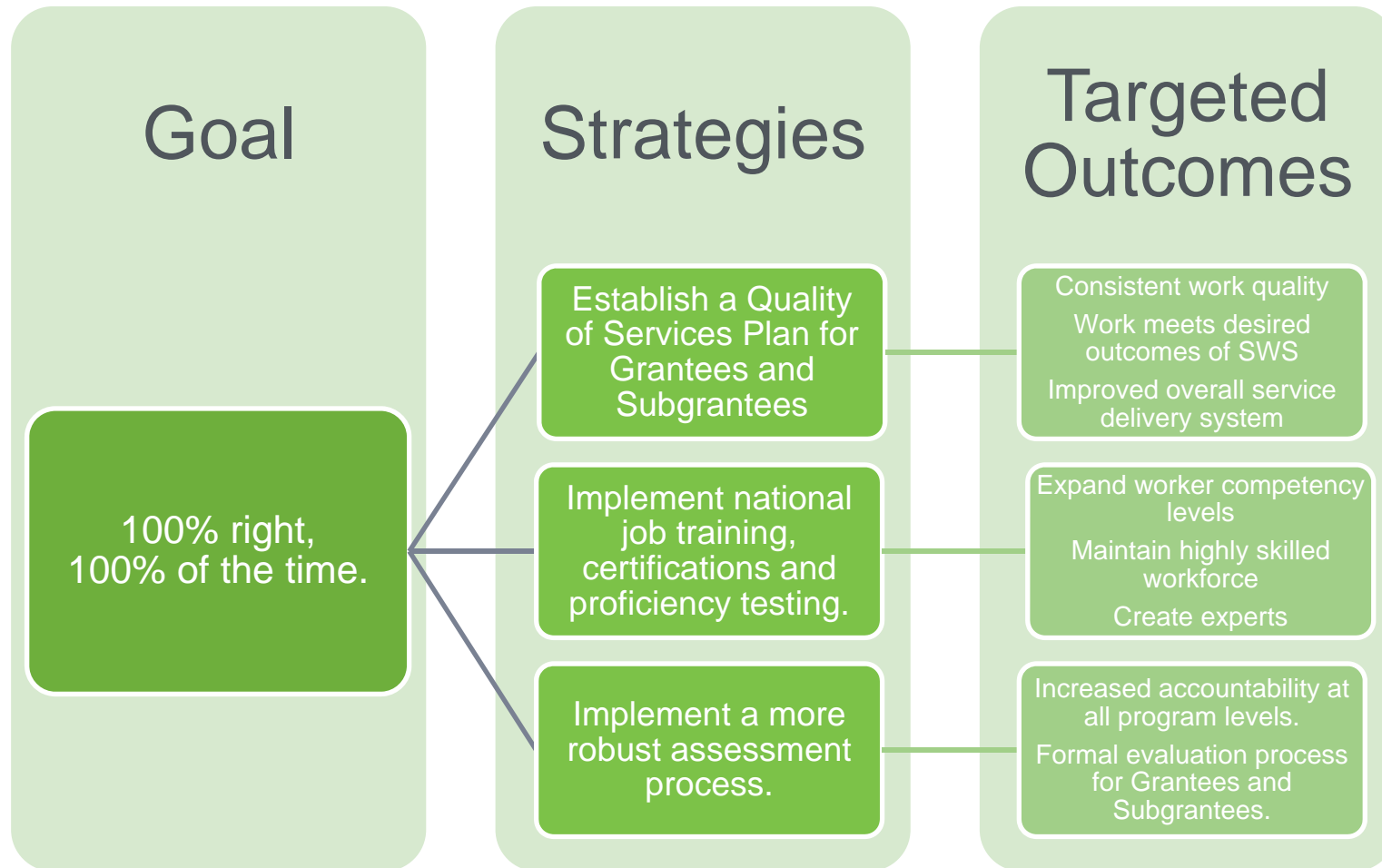


Leveraging

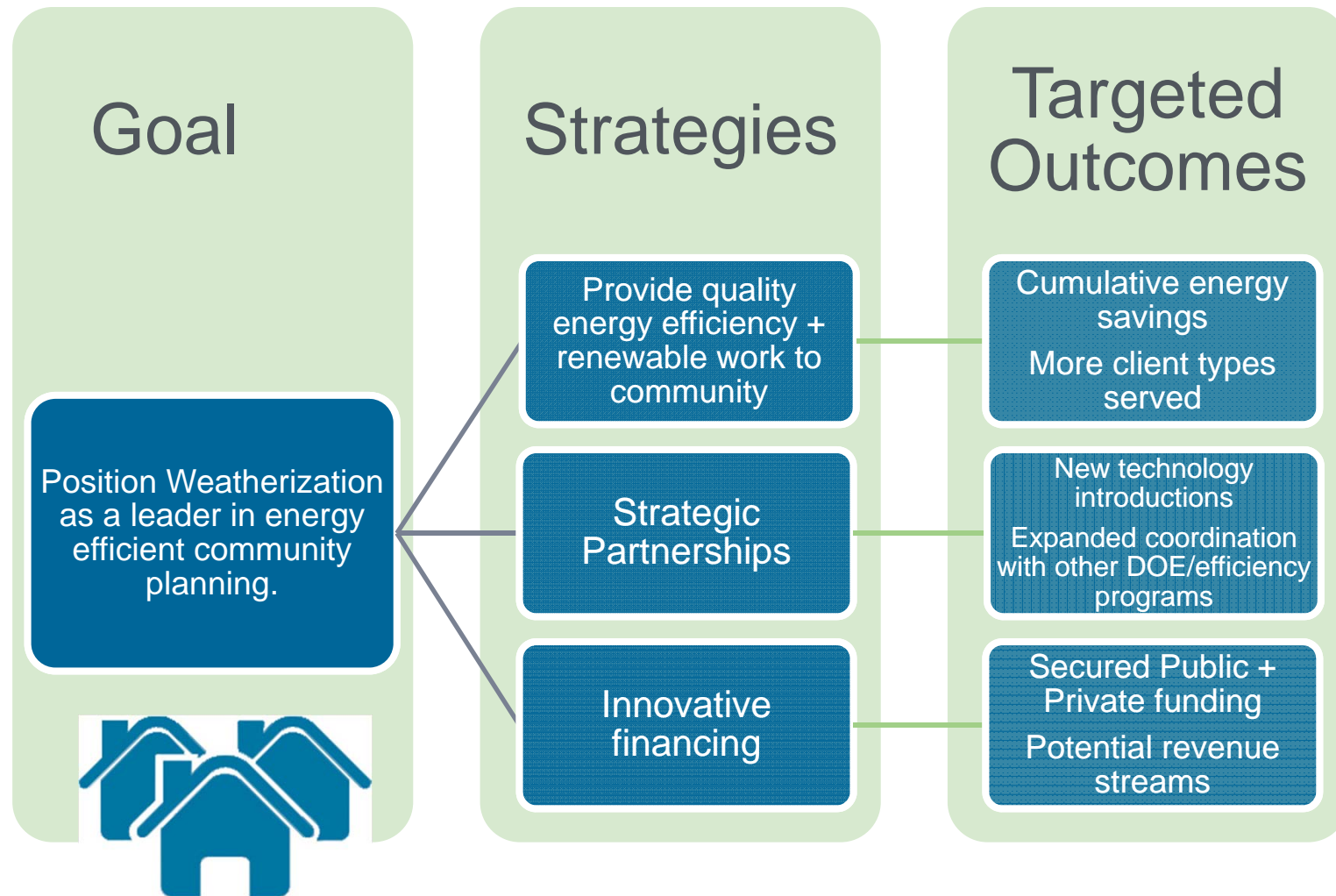




Quality of Service



Community Efficiency



Challenges

- Can we accomplish objectives with fewer federal WAP dollars?
- Can we be more flexible (communities) while being more disciplined (quality)?
- Can we be expansive (new markets) without losing mission focus (quality and low-income service)?
- Can we succeed at leveraging and new markets with limited resources?
- Can we recapture our narrative – it is our story to tell?

Weatherization Innovation Pilot Program

U.S. DEPARTMENT OF
ENERGY | Energy Efficiency &
Renewable Energy



Presentation to:
DAS Kathleen Hogan
June 19, 2012

Prepared by:
Anna Garcia, Program Manager
Robert Adams, WAP Supervisor
Office of Weatherization and
Intergovernmental Programs

What is WIPP?

- Weatherization Innovation Pilot Program (WIPP) - \$30M Congressional set-aside from FY 2010 Appropriations
- Competitive FOA Issue Date – April 2010; 16 Awards made – September 2010
- Intent: Provide grants for innovative ways to weatherize homes of low income families with a focus on the following objectives:
 1. Non-traditional providers and new partnerships
 2. Leverage non-federal financial resources with a goal of at least 3:1
 3. Field test new materials, technologies, behavior-change models, and/or processes

Details about WIPP

- 16 entities received WIPP Funds
 - 10 non-profit organizations
 - 2 State Government Offices
 - 1 Local Government Office
 - 1 utility company
 - 1 Institution of Higher Education
 - 1 private (for-profit) company

- Awards range from \$600,000 to \$3,000,000
- Performance Period: 9/30/2010-9/30/2012
- Proposed extension - 9/30/2013
- Performance reported as of 3/31/2012:

	Total Planned	Actual to Date
Federal Funds	\$29,104,175	\$5,150,261
Leveraged Funds	\$82,124,892	\$4,820,862
Units Weatherized	18,519	1,753

- 4 focus areas beyond providing high-quality work and benefits to eligible low-income clients:
 - **Financial tools (6 grantees)** – understand how financing mechanisms can expand the impact of the federal grant dollars
 - **Green and healthy homes (2 grantees)** – incorporate a comprehensive green and healthy homes approach to protect client health and safety
 - **New technologies and techniques (5 grantees)** – utilize new and better technologies and techniques to improve the quality of work
 - **Workforce development and volunteers (3 grantees)** – create a self-sustaining weatherization model that will require less future federal investment

Innovative Approach

	<u>Grantee</u>	<u>State</u>	<u>Innovation Being Tested</u>
Financing Approaches (mostly Multi-family)	City of Danville	VA	Single/Multi-Family approach using a municipal loan to provide affordable financing for rental property owners (RPOs)
	Energy Pioneer Solutions	NE	Single-Family approach using on-bill financing to repay homeowner loans
	Local Energy Alliance Program, Inc.	VA	Multi-Family approach using an Energy Saving Performance Contracting model and sale of carbon credits
	State of Utah	UT	Single-Family approach using a revolving loan and performance based contracting for home owners
	State of Washington - Department of Commerce	WA	Multi-family approach using revolving loans managed by Community Development Financial Institutions (CDFIs) and carbon based incentives for housing owners or developers
	Stewards of Affordable Housing for the Future	DC	Multi-Family approach using an Energy Saving Performance Contracting model
Green & Healthy Homes	Coalition to End Childhood Lead Poisoning, Inc.	MD	Single-Family approach using Green and Healthy Homes Initiatives with Weatherization by non-profit
	The United Illuminating Company	CT	Single-Family approach using Green and Healthy Homes Initiatives with Weatherization by utility
New Technologies & Techniques (mostly Single-family)	Commission on Economic Opportunity	PA	Single-Family approach using in-home energy display devices, consumer education and carbon credits
	Community Environmental Center, Inc.	NY	Multi-Family (low rise) approach using renewable energy generation, 'cool' roof coatings, fiberglass windows, and energy management systems
	New Hampshire Community Loan Fund, Inc.	NH	Manufactured/Mobile Housing approach using economic efficiencies gained by working in Resident Owned Communities and social marketing
	The University of North Carolina at Charlotte	NC	Single-Family approach in rural and semi-urban areas using real-time monitoring devices, ductless heat pumps, and whole house fans
	Vermont Energy Investment Corporation	VT	Single-Family approach using smart-grid technology, energy display devices and consumer education
Workforce Development / Volunteer	Habitat for Humanity International, Inc.	AL, CA, DC, FL, IA, IL, ME, MI, MN, MS, NC, PA, TN, TX	Single-Family/Geographically diverse approach using volunteer labor and work force development, with a focus on homeowners
	People Working Cooperatively, Inc.	OH, IN	Single-Family/Geographically diverse approach using volunteer labor and work force development, with a focus on homeowners
	YouthBuild USA, Inc.	CT, NY, MN, MD, WV, VA	Single-Family/Geographically diverse approach using youth volunteer labor and work force development, with a focus on homeowners

Activity - Planned vs. Actual

	Grantee <i>(Note: planned numbers from original plans)</i>	State	Federal (DOE) Funds		Leveraged Funds		Units Weatherized		
			Budget	Actual to 3/31	Budget	Actual to 3/31	Planned	Planned to 3/31	Actual to 3/31
Financing Approaches (mostly Multi-family)	City of Danville	VA	\$1,015,746	\$102,120	\$1,290,000	\$60	300	132	3
	Energy Pioneer Solutions	NE	\$812,418	\$511,307	\$2,675,268	\$135,838	250	250	116
	Local Energy Alliance Program, Inc.	VA	\$1,898,938	\$298,507	\$5,950,000	\$0	1,700	1,408	0
	State of Utah	UT	\$850,000	\$0	\$2,550,000	\$0	450	200	0
	State of Washington - Department of Commerce	WA	\$3,000,000	\$233,008	\$9,000,000	\$19,496	2,240	1,355	0
	Stewards of Affordable Housing for the Future	DC	\$2,590,523	\$366,813	\$7,800,000	\$25,674	2,505	0	0
Green & Healthy Homes	Coalition to End Childhood Lead Poisoning, Inc.	MD	\$1,287,598	\$172,540	\$3,862,784	\$51,153	210	130	31
	The United Illuminating Company	CT	\$3,000,000	\$264,961	\$10,126,786	\$187,246	2,285	1,519	0
New Technologies & Techniques (mostly Single-family)	Commission on Economic Opportunity	PA	\$2,449,607	\$603,003	\$4,500,000	\$2,179,282	2,500	1,650	1,171
	Community Environmental Center, Inc.	NY	\$3,000,000	\$170,799	\$9,000,000	\$63,164	1,200	369	0
	New Hampshire Community Loan Fund, Inc.	NH	\$600,000	\$245,943	\$2,478,880	\$328,323	425	168	63
	The University of North Carolina at Charlotte	NC	\$2,005,945	\$472,104	\$6,214,000	\$0	800	550	0
	Vermont Energy Investment Corporation	VT	\$719,380	\$436,291	\$200,000	\$0	550	550	0
Workforce Development / Volunteer	Habitat for Humanity International, Inc. (HQ in GA)	AL, CA, DC, FL, IA, IL, ME, MI, MN, MS, NC, PA, TN, TX	\$3,000,000	\$350,369	\$9,000,000	\$0	1,770	756	0
	People Working Cooperatively, Inc.	OH, IN	\$1,500,000	\$416,009	\$4,299,918	\$526,723	336	192	125
	YouthBuild USA, Inc. (HQ in MA)	CT, NY, MN, MD, WV, VA	\$1,374,020	\$506,488	\$3,176,856	\$1,303,902	998	618	244
	TOTAL		\$29,104,175	\$5,150,261	\$82,124,492	\$4,820,862	18,519	9,847	1,753
			Planned Leveraged Fund Ratio (as of 3/31/12)			2.42			
			Actual Leveraged Fund Ratio (as of 3/31/12)			0.94			

- **Dec 2010** - Kick-off meeting attended by each grantee in Washington, D.C.
- **Nov 2011** - First round of status update and technical assistance conference calls with WIPP grantees
- **Dec 2011**- WIPP meeting at National Weatherization Training Conference
- **Apr 2012** – Second round of status update and technical assistance conference calls with WIPP grantees
- **May 2012** – Effective Energy Behavior Change for Low-Income Weatherization Clients
- **Ongoing:**
 - DOE Program staff, contractors, and Project Officers answering questions from emails and phone calls as required
 - NREL provided technical assistance to 10 grantees on topics including community outreach, analysis of products and tools, and assistance with audit software
 - 3 Webinars provided to grantees on topics including the Oak Ridge Evaluation Process and proper quarterly performance and financial reporting

Grantees of Concern

Grantee (Innovation)	State	Program Structure*	Federal Dollars Budgeted	Units to be Weatherized		
				Planned	Projected	Difference
State of Utah	UT	SF Financial	\$850,000	450	200	-250
UNC Charlotte	NC	SF New Technologies	\$2,005,945	800	600	-200
City of Danville	VA	S/MF Financial	\$1,015,746	300	200	-100
Local Energy Alliance Program	VA	MF Financial	\$1,898,938	1,700	850	-850
State of Washington	WA	MF Financial	\$3,000,000	2,240	1,495	-745
Commission on Economic Opportunity	PA	SF New Technologies	\$2,449,607	2,500	4,500	2,000
The United Illuminating Company	CT	SF Green /Healthy	\$3,000,000	2,585	2,585	0
Stewards of Affordable Housing for the Future	DC	MF Financial	\$2,590,523	2,505	2,505	0
Community Environmental Center	NY	MF New Technologies	\$3,000,000	1,200	1,200	0
Coalition to End Childhood Lead Poisoning	MD	SF Green/Healthy	\$1,287,598	210	210	0
Habitat for Humanity International	AL, CA, DC, FL, IA, IL, ME, MI, MN, MS, NC, PA, TN, TX	SF Workforce	\$3,000,000	1,770	1,770	0
New Hampshire Community Loan Fund	NH	MH New Technologies	\$600,000	425	425	0
People Working Cooperatively	OH, IN	SF Workforce	\$1,500,000	336	336	0
YouthBuild USA	CT, NY, MN, MD, WV, VA	SF Workforce	\$1,374,020	998	998	0
Vermont Energy Investment Corporation	VT	SF New Technologies	\$719,380	550	550	0
Energy Pioneer Solutions	NE	SF Financial	\$812,418	250	250	0
Total			\$29,104,175	18,819	16,674	-2,145

Based on the recent status update conference and DOE's analysis of each grantee's progress, the grantees were divided into **HIGH**, **SPECIAL**, **MEDIUM**, and **LOW** concern.

* SF = Single Family; MF = Multi-Family; S/MF = Both Single & Multi-family; MH = Modular/Mobile Home

Reasons for Concern

- Per the April 2012 call and with a 12 month extension, six grantees will need to reduce production targets and leverage
- Grantees over-predicted market demand for proposed products
- Grantees reported a lack of incentives for homeowner participation (no rebates or tax credits, Home Star legislation failed)
- Grantees must still meet their terms and conditions for approved energy audit tools, field protocols, and health and safety plans
- Two grantees (WA, Danville) must have their change of Key Personnel approved by the CO
- Grantees reported greater administrative burden and cost
- Three grantees (WA, LEAP, Danville) are concerned that multi-family projects will take much longer than anticipated
- One grantee (CEO) has a scope of work that is not necessary to expand beyond current delivery

- It is still too early to tell whether the WIPP demonstrations will successfully meet their objectives
- Nine grantees have reported no units completed to date. DOE funds have been spent in all but one grantee
- There is some success in the volunteer efforts for two of the three projects. Field monitoring scheduled for next month
- Installation of smart meters easily accomplished. Evaluation of control and market group will define cost effectiveness
- Demand for innovative WAP services tepid in both low and moderate income market (why pay when you can get it free)
- Federal dollars being used to complete work (EPS); leveraging of private funds far less than anticipated – less than \$1 to \$1
- Supply/Demand carbon credit market still in development phase
- Financial projects appear far less active and less successful than new technology implementation

