


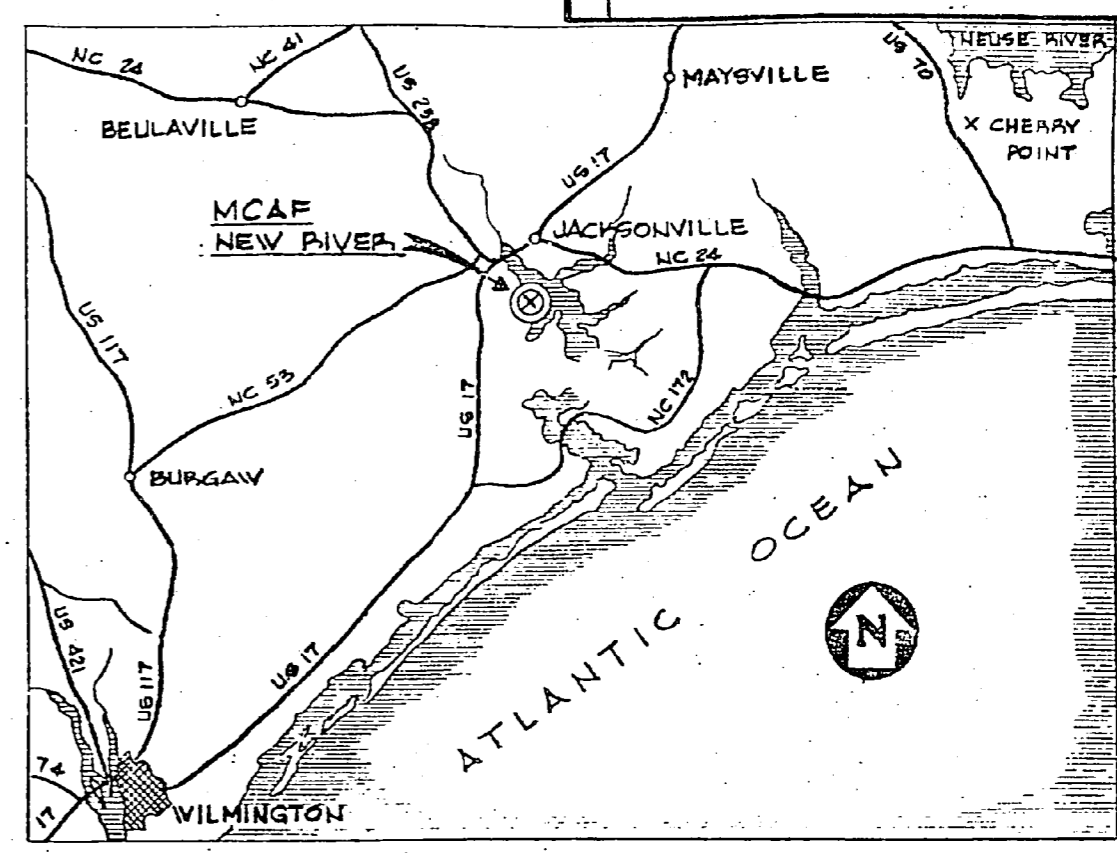
SITE PLAN SCALE = 1/16" = 1'-0"

SITE PLAN LEGEND		EXISTING	NEW	EXISTING	NEW
WATER LINES (65 PSI)	---	---	---	---	---
WATER LINES (300 PSI)	---	---	---	---	---
SANITARY SEWER	---	---	---	---	---
DRAINAGE AND STORM LINES	---	---	---	---	---
PRIMARY POWER LINES	---	---	---	---	---
DRAINAGE DITCHES	---	---	---	---	---
ELECTRICAL CONDUIT AND WIRE TO NEW BUILDING	---	---	---	---	---
AIR LINES	---	---	---	---	---
SOIL BORING LOCATION	---	---	---	---	---
STEAM LINES	---	---	---	---	---
ELEVATION	---	---	---	---	---
DETERGENT	---	---	---	---	---

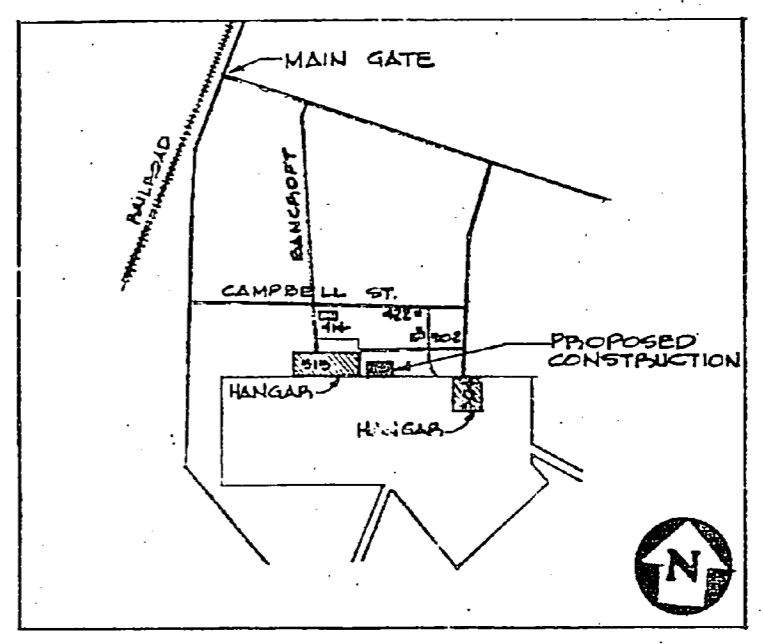
- GENERAL NOTES**
- ALL WORK SHOWN AS NEW SHALL BE PROVIDED UNDER THIS CONTRACT. SEE SPECIFICATIONS FOR ITEMS OF BID.
  - SEE Y&D DRAWING NO 1107301 FOR ALL ELEVATIONS JOINTS DIMENSIONS AND FINISH FOR NEW WASH APRON.
  - NEW HEADWALL SHALL BE CONCRETE TYPE A CONFORMING TO SPECIFICATION 42Y, PLATE 19 FOR SLOPE = 3:1.
  - SEE Y&D DRAWING NO 1107304 FOR WASH STATION DETAILS.
  - SEE Y&D DRAWING NO 1107301 FOR THRUST BLOCKS.
  - NEW CATCH BASINS SHALL CONFORM TO SPECIFICATION 42Y, PLATE 16, TYPE A.
  - AIR AND STEAM LINES SHALL BE SLOPED A MINIMUM 1/16" IN 1'-0" OF 3" IN 100 FT IN THE DIRECTION OF FLOW.
  - ALL MECHANICAL JOINT PIPES SHALL BE PROVIDED WITH THRUST BLOCKS ON ALL HORIZONTAL 1" = 1000' AND VERTICAL TURNS. NORMAL PRESSURE BLOCKS SHALL CONFORM TO 42Y, PLATE 25, HIGH PRESSURE THRUST BLOCKS ARE SHOWN ON Y&D DRAWING NO 1107301.



REVISIONS		
NO.	DESCRIPTION	DATE APPROVED
0	AS BUILT	4-2-67



VICINITY MAP MCAF NEW RIVER



LOCATION PLAN SCALE = 1" = 1000'

INDEX OF DRAWINGS		
Y&D DRAWING NO.	SHEET NO.	SHEET TITLE
1107300	1	SITE PLAN, VICINITY AND LOCATION MAPS.
1107301	2	WASH APRON PLAN AND DRAINAGE DETAILS.
1107302	3	STOPPAGE AND EQUIPMENT BUILDING PLAN AND DETAILS.
1107303	4	PIPING DIAGRAMS AND PUMP DETAILS.
1107304	5	WASH STATIONS AND DELUGE SYSTEM.
1107305	6	ELECTRICAL PLAN AND DISTRIBUTION DETAILS.

**RECORD DRAWING**  
LETTER DATED 9 NOV 1967

P.H. BROWN & ASSOC., INC. ENGINEERS 2705 NEW QUARRIES ROAD RALEIGH, NORTH CAROLINA	DEPARTMENT OF THE ARMY BUREAU OF Y&S & DOCKS ATLANTIC DIVISION NORFOLK II, VIRGINIA
DESIGN: DR. LON J. H. PHOENIX PROJ. MGR. L. D. HANCOCK SUBMITTED BY: [Signature] DATE: [Date] CHECKED BY: [Signature] DATE: [Date]	CLEANING SYSTEM FOR ROTARY WING AIRCRAFT MARINE CORPS AIR FACILITY, NEW RIVER JACKSONVILLE, NORTH CAROLINA
SATELITE: [Signature] DATE: [Date]	SITE PLAN, VICINITY AND LOCATION MAPS
OFFICER IN CHARGE: [Signature] DATE: [Date]	CODE IDENT. NO. 80091 F Y&D DRAWING NO. 1107300
SCALE AS NOTED: SPEC-78194/48 NO. 78194 SHEET 1 OF 6 LANDBOOK DWG. NO. 73300	

