FILE FOLDER

DESCRIPTION ON TAB:

54 J.O. comp

☒ **Outside/inside of actual folder did not contain hand written information**

☐ **Outside/inside of actual folder did contain hand written information**
***Scanned as next image**

Confidential Records Management, Inc.
New Bern, NC
1-888-622-4425
9/08

BLDG

CLASS 2 PROPERTY RECORD

(004) UIC..M67001
MCB CAMP LEJEUNE NC

(001) PR NO.....2-03818
(005) FACILITY NO..54
(106) SPEC AREA....DA
HADNOT POINT

LOCATION

(101) COUNTRY..US UNITED STATES
(102) STATE....37 NORTH CAROLINA
(103) COUNTY...133 ONSLOW
(104) CITY.....0735 CAMP LEJEUNE
(105) AC.....05
(107) MAP GRID.10K

GENERAL INFORMATION

(007) ACTION.....CAP-IMPROV
(008) FAM HOUSING....NO
(009) EE DATE.....20 SEP 81
(011) PR REVIEW DATE.20 SEP 81
(010) FACILITY NAME..
PHOTOGRAPHIC LAB

ACQUISITION

(201) ESTATE.....13 OTHER MIL FUND
(202) ACQ CONTRACT...NOY6007
(203) ACQ DATE.....01 SEP 42
(204) GOVT COST..... $359,922
(207) LAND CCN.....91140

MEASUREMENTS

(301) LENGTH.... 234 FT
(302) WIDTH..... 199 FT
(303) HEIGHT.... 17 FT
(304)/AREA..... 24,435 SF
(308) AREA UM...
(305) STORIES... 01
(307) IRREGULAR. YES

CONSTRUCTION

(401) YEAR BUILT.....1943
(402) CONSTRUCTION TYPE..PERMANENT
(403) YEAR IMPROVED.....1970

(404) ABMP CODE.....
(409) PROJECT NO.....
(410) HISTORIC IND...

MAINTENANCE

(701) MAINT UIC..M67001 (702) PRIME USE....14160 (703) MFC...4 USMC

STATUS/UTILIZATION

(502) CATEGORY CODE...14160 (501) USE..PHOTOGRAPHIC BUILDING

(510) USER UIC.....M67001.....MCB CAMP LEJEUNE NC

	AREA/SF*	OTHER/	ALT/	DEF CODES
ADEQ	(515)....24,435.00	(516)	(517)	(524)
SBST	(518)	(519)	(520)	(525)B03 A30 C26
INAD	(521)	(522)	(523)	(526)
TOTAL	24,435.00			

BLDG C L A S S 2 P R O P E R T Y R E C O R D

(004) UIC..M67001 (001) PR NO.....2-03818

MCB CAMP LEJEUNE NC (005) FACILITY NC..54

(006) SPEC AREA....DA

HADNOT POINT

L O C A T I O N

(101) COUNTRY..US UNITED STATES

(102) STATE....37 NORTH CAROLINA

(103) COUNTY...133 ONSLOW

(104) CITY.....0735 CAMP LEJEUNE

(105) AC.....05

(107) MAP GRID.10K

G E N E R A L I N F O R M A T I O N

(007) ACTION.....CAP-IMPROV

(008) FAM HOUSING....NO

(009) EE DATE.....20 SEP 81

(011) PR REVIEW DATE.20 SEP 81

(010) FACILITY NAME..

PHOTOGRAPHIC LAB

A C Q U I S I T I O N

(201) ESTATE.....13 OTHER MIL FUND

(202) ACQ CONTRACT...N00600?

(203) ACQ DATE.....01 SEP 42

(204) GOVT COST..... $359,922

(207) LAND CON.....P1140

M E A S U R E M E N T S

(301) LENGTH.... 234 FT

(302) WIDTH..... 199 FT

(303) HEIGHT.... 17 FT

(304) AREA..... 24,435 SF

(308) AREA UM...

(305) STORIES... 01

(307) IRREGULAR. YES

C O N S T R U C T I O N

(401) YEAR BUILT.....1943

(402) CONSTRUCTION TYPE..PERMANENT

(403) YEAR IMPROVED.....1970

(404) ABMP CODE.....

(409) PROJECT NO.....

(410) HISTORIC IND...

M A I N T E N A N C E

(701) MAINT UIC..M67001 (702) PRIME USE....1460 (703) MFC...4 USMC

S T A T U S / U T I L I Z A T I O N

(502) CATEGORY CODE...1460 (501) USE..PHOTOGRAPHIC BUILDING

(510) USER UIC.....M67001.....MCB CAMP LEJEUNE NC

AREA/SF# OTHER/ ALT/ DEF CODES

ADEC(515)....24,435.CO (516) (517) (524)

SBST(518) (519) (520) (525)803 A30 C26

INAC(521) (522) (523) (526)

TOTAL 24,435.00

84SEP2 FC.N67470 MC.M00027 *ACTIVITY.M67001 PR.2-03818

JOB ORDER NO	DATE COMPLETED	COST	DESCRIPTION
3804	3-28-80	264	Remove misc. sections of copper lines repair leaks
3716	3-28-80	529	Replace 2" return line.
3941	8-15-80	595	" return line thru galley area
9013	1980	4870	Install Key Telephone system
3716	" "	529	Replace 2" return line
3083	10-31-80	461	Relocate vents
1039	11-14-80	310	Close up door opening + Paint
2135	3-4-81	599	Install Photo Processors
3434	4-11-85	2097	REPL. EXISTING DOORS WITH ELEC. OPER. DR.
3439	COMP	1247	MAINT TO THE ELECT DIST SYS.
3370	01-09-87	2257	RESURFACE EXT. CONCRETE.
✓ 2277	10-5-84	1328	Relocate 6 window A/C units, INSTALL (6) 120 volts, 20 amp. circuits
1027	2-20-87	580	PROCURE + INSTALL Eye WASHERS. FAB + INSTALL Hood
✓ 3901	6-22-84	1524.64	Repairs in Photo Rooms - wall and Ceiling + Rep Wall in Duty Room and Paint Repairs -
~~#~~			
1119	10/24/86	2161	Run water + Sewer lines
3140	12-14-90	21	Turn on steam/heat.
8006	11-1-91	2138	PROVIDE DRAINGE SYSTEM FOR GRAPHIC ARTS SECTION
8012	8-12-91	970	REMOVE EXISTING FRAME IN ROOM 154
8040	9-16-91	4514	INSTALL PHOTO EQUIPMENT
8040	9-16-91	429	1ST AMEND. INST. PHOTO EQUIPMT.
8216	5-8-92	448	INSTALL 20 AMP 208 VOLT CIRCUIT + NEMA 6-20 Receptacle
8249	7-7-92	255	INST A CIRCUIT FOR WASHER/DRYER UNIT
8342	4-9-93	996	INSTALL SINKS
1601	9-12-97	429	INSTALL CIRCUITS - purged 9-1-01
1605	9-26-97	3272	~~AC~~ INSTALL A/C - purged 9-11-01
~~1605~~			
RC 8904 4493	3-13-98	4396	CARPET CONTRACT

BLDG NO	INT. PAINT SQ FT	EXT. PAINT SQ FT	ROOF SQ FT	CONDEN. LINES LIN FT

FACILITY HISTORY RECORD
MCBCL 11011/3

JOB ORDER NO	DATE COMPLETED	COST	DESCRIPTION

JOB ORDER NO	DATE COMPLETED	COST	DESCRIPTION
3761	9-28-79	2671	Repl c hot water storage tank & instantaneous heater
4378	8-17-79	1917	Repl c compressor in chiller air temp AC unit
4291	6-22-79	610	Install solenoid valves on freon lines of AC units
1125	9-25-81	390	install revolving door
4266	11-20-81	2754	Rpr. safty hazard sidewalk, install drop inlet & culvert
1270	8-14-81	347	Install New Electric outlets
2080	4-9-82	370	Re-Inst. 8 window A/C UNITS
1098	6-11-82	2035	Fab. Silk Screen Stor. Boxes in shop Deliver & Install
1269	7-18-82	936	Fab. & Install wall in ART Dept.
1193	7-30-82	1017	Fab. & Install on Jobsite Counter Top & Cabinets in Color Print Rm
1327	12-3-82	545	Fab. & Install wall w/ door
4552	6/16/83	2875	Rpl Deteriorated Lighting
2004	10/5/83	1148	Inst Lighting control
4383	4/29/83	3002	Inst Concrete slab
3803	3/3/83	565	Rpr to duct syst
2131	9-5-86	3875	INSTALL 400 Amp Double Throw Transfer Switch
3848	comp	13325	Repair Broke sidewalks in center Rear
2013	4-22-85	253	INSTALL & Connect three Power Line Con. For TV studio
2354	5-24-85	886	INSTALL Elec. Circuits & Photogenic Master Rail Lighting System
3356	3-29-85	1111	REMOVE & REINSTALL (17) wire Panel from window Rgl (59)
3391		1241	missing
3901	comp	1241	MAKE Repair in PHOTO REFER WALL & Ceiling & Repair wall in Dirty Room & NAIL WAY Back Repairs
1065	2-1-85	3899	INSTALL HEAT PUMP FOR Clim. CONT IN TV STUDIO
✓ 1142	12-14-84	10950	Provide Elec. & Water Ser. For Mobile Phot. Lab.
✓ 1373	6-8-84	66	Dewinterize Central Air Conditioners
✓ 1039	1-20-84	321	INSTALL window Type A/C Run wire & Recep for UNIT
2033	1-31-86	522	Deconnect Elec., Ammonia Piping & Exhaust Duct

BLDG NO	INT. PAINT SQ FT	EXT. PAINT SQ FT	ROOF SQ FT	CONDEN. LINES LIN FT

FACILITY HISTORY RECORD
MCBCL 11011/3

JOB ORDER NO	DATE COMPLETED	COST	DESCRIPTION
	1/80 2/81		

JOB ORDER NO	DATE COMPLETED	COST	DESCRIPTION
AA2-23-1220-2316	6-30-72	100	Hook up automatic Coffee Makers
AA2-23-4790-2321	3-17-72	248	Skim patch asphalt dock area roof messhall HPSY
AA1-23-4252-23AT	5-7-71	662	Repair, replace + paint window screens
AA-23-2056-2	8-16-68	205	Fabricate + paint (5) steel support frames
2491	11-7-75	6,946	Disconnect all photo equip
1005	1-28-74	2640	Install walls + lites
1003	6-21-74	4558	Modify messhall for photo studio
2418	7-26-74	3850	Relocate galley equip
2525	3-1-74	276	Install 3 A/C
2468	12-7-73	433	Disconnect galley equip + condition code
4427	10-21-75	2368	Maint spr + self help paint
1153	6-11-74	4558	Modification
1653	11-25-75	368	Install elec. service for refrig units
1127	10-20-75	4916	Install shower stall
4440	10-28-75	2915	Repair condensate return sys in steam pit
3684	8-3-75	691	Remove exhaust fan from roof, repair roof
1016	10/2/74	229	Remove existing rubber cove
1017	10/21/74	110	Install 8' (2) tube fluor fixtures
1252	3/29/74	165	install background for studio
1276	4/15/74	606	extend dust lines
2727	4/6/73	679	install print processor
Contract # 78-3030	Fy 80	13,592	Replace roof
" 79-3029	Fy 80	1657	Ext paint
N62470-78-C-8114	12-17-80	3518	~~Pit~~ Steam pit improvements for energy Conservation
1222	6-17-77	104	Fabricate and install TV antenna brkt
3293	10-21-77	272	Remove unused cooling coils in walk-in reefers
4386	9-15-78	1152	Rpr exterior of Bldg prior to contract painting
2753	9-22-78	541	Install 9 additional Duplex outlets & 2 trip switches

BLDG NO	INT. PAINT SQ FT	EXT. PAINT SQ FT	ROOF SQ FT	CONDEN. LINES LIN FT	FACILITY HISTORY RECORD MCBCL 11011/3
54					

JOB ORDER NO or Contract No.	DATE COMPLETED ~~signed~~	COST	DESCRIPTION
023-02541-820435	8/6/62		Paint exterior
023-03807-82	1/11/63		Renovate
NA4-310-445-100	12/23/63		Inst new dishwasher and modify duct
NB4-05005-22	2/11/64	1395.32	Install steel deck
[illegible]3470-71-C-0536	3/19/72		Install garbage disposal equipment
HQ8CM-OMS 188	6/26/68	4647	Carpentry repairs + paint work interior
HQ8CM-OMS-161	6/26/68	7,428	Perform structural Repairs
HQ8CM-OMS163	6/26/68	6,115	Repairs to building structure, electrical + Mechanical Sys
HQ8-CM-OMS162	6/26/68	3,678	Maintenance to Building structure electrical
HQ8CM-OMS168	6/26/68	2,859	Paint Interior complete
HQ7-197-587-176	2/17/67	239	Repair stainless steel proof Box
HQ7-230-589-210	5/19/67	1333	Fabricate 44 window screens + one screen door
HQ7-197-589-161	1-27-67	433	Repair concrete deck around GI can washers
HQ7-197-589-145	1-20-67	256	Replace cooling towers
HQ8-CM300	11/10/67		Repair screens and window balancers throughout Bldg 54
HQ8-085-484-129	11/11/66	160	Raise scullery tables and sink cabinets
HP8-CM-ODM-113		239	Relocate (3) Deep fat fryers to dump front right side of
"		"	galley + install wiring SH-2+3
AA1-23-384-2314	3-9-71	3264	Paint complete int (1 coat)
AA3-23-409-2345	12-22-72	179	Minor plaster work
AA3-23-3191-2351	8-4-72	322	PM followup to messhall
AA3-23-242-235	4-27-73	826	Hook up water + elec
AA3-23-2606-235	11-24-72	237	Construct signs + install same

TAB PLACEMENT HERE

DESCRIPTION:

work requests

☒ Tab page did not contain hand written information

☐ Tab page contained hand written information
*Scanned as next image

WORK REQUEST (MAINTENANCE MANAGEMENT)
NAVFAC 9-11014/20 (REV. 2/94 (EF)) (New S/N number pending)

PW Department see Instructions in NAVFAC MO-321

Requestor see Instructions on Reverse Side

PART 1---REQUEST (Filled out by Requestor)

1. FROM Range Control Division, Bldg 54, Camp Lej Req Code - B060
2. REQUEST NO. 20030430
3. TO Base Maintenance- Locksmith
4. DATE OF REQUEST 20030430
5. REQUEST FOR [ ] COST ESTIMATE [X] PERFORMANCE OF WORK
5a. REQUEST WORK START ASAP
6. FOR FURTHER INFORMATION CALL Mary Ann Jurewicz 451-3733
7. SKETCH/PLAN ATTACHED [ ] YES [X] NO
8. DESCRIPTION OF WORK AND JUSTIFICATION *(Including location, type, size, quantity, etc.)*

Request to have three copies of P-4 key, so that access can be made to electrical/mechanical room in Bldg 54.

45

9. FUNDS CHARGEABLE
10. SIGNATURE *(Requesting Official)* James J Helring James J Helring

PART II---COST ESTIMATE
(Filled out by Maintenance Control Division if estimate requested)

11. TO
12. ESTIMATE NO.

13. COST ESTIMATE	
a. Labor	
b. Material	
c. Overhead and/or Surcharge	
d. Equipment Rental/Usage	
e. Contingency	
f. Total	

14. SKETCH/PLAN ATTACHED [ ] YES [ ] NO

15.
[ ] APPROVED PROGRAMMING TO START IN 03-T9081
[ ] APPROVED PROGRAMMING TO START IN _____
PROGRAMMING TO START IN _____, IF AUTHORIZED BY 25TH OF _____ AND FUNDS ARE MADE AVAILABLE.
[ ] DISAPPROVED. *(See Reverse Side)*

16. SIGNATURE
17. DATE

PART III---ACTION (Filled out by Requestor)

18. TO
19. AUTHORIZATION TO PROCEED IS ATTACHED *(Check one if other than PW funds are involved)* [ ] NAVCOMPT 140 [ ] OTHER
20. WORK REQUESTED [ ] HAS BEEN CANCELLED [ ] HAS BEEN DEFERRED [ ] WILL BE PERFORMED BY OTHERS
21. SIGNATURE
22. DATE

(See Part IV on Reverse Side)

WORK REQUEST ROUTING SLIP

54

MCBCL 4400-46 (REV. 2-91)

THIS WORKSHEET MUST BE USED FOR ALL WORK REQUEST SUBMITTED TO BASE MAINTENANCE WORK RECEPTION, CAMP LEJEUNE

WORK REQUEST NO. B060	SKETCH / PLAN ATTACHED ☐ YES ☒ NO	DATE RECEIVED 3/27/03

ACTION	IN	OUT	INITIAL	REMARKS
Capt		3/27	MPC	03-67593
Harmon				
I&E		1Apr	CAH	Master Guns?? Please
				look at this one
		7 Apr.	JWM	• Remove 1 g Deep Sink
				& (Exhaust fan) & Eye-wash
				Station RM 182
				• Replace Floor tiles RM 182
P&E		7Apr	CAH	Write est. for removing plumbing &
				electrical & replacing floor tiles!
Meron	4/8	4/17	ACW	Return with the Cost Estimate.
Mohammad	4/17			→ $5534.00
Capt		4/28		
Celeste		4/28	CAH	R-1 ltr w/cost est.

PW Department see instructions in NAVFAC MO-321

WORK REQUEST (MAINTENANCE MANAGEMENT)

NAVFAC 9-11014/20 (REV. 2/94 (EF)) (New S/N number pending)

Requestor see instructions on Reverse Side

PART 1---REQUEST (Filled out by Requestor)

1. FROM: Director, Range Control Division, Bldg 54 Req Code: B060

2. REQUEST NO.: 20030327

3. TO: Base Maintenance

4. DATE OF REQUEST: 20030327

5. REQUEST FOR: [X] COST ESTIMATE [ ] PERFORMANCE OF WORK

5a. REQUEST WORK START: 20030403

6. FOR FURTHER INFORMATION CALL: GySgt B. T. Parra-Milks 451-4263/62

7. SKETCH/PLAN ATTACHED: [ ] YES [X] NO

8. DESCRIPTION OF WORK AND JUSTIFICATION *(Including location, type, size, quantity, etc.)*

Request that the following items be removed from room 182: sink, vent, exterior room pipes and electrical floor outlet

Capt

Call ask why items need to be removed + return to me

03-67593

9. FUNDS CHARGEABLE

10. SIGNATURE *(Requesting Official)*: G. R. Oles

PART II---COST ESTIMATE

(Filled out by Maintenance Control Division if estimate requested)

11. TO

12. ESTIMATE NO.

13. COST ESTIMATE	
a. Labor	
b. Material	
c. Overhead and/or Surcharge	
d. Equipment Rental/Usage	
e. Contingency	
f. Total	

14. SKETCH/PLAN ATTACHED

15.

16. SIGNA

Photo lab - request items moved to set up archive station

, IF

AND FUNDS

PART III---ACTIO

18. TO

19. AUTHORIZATION TO PROCEED IS ATTACHED *(Check one if other than PW funds are in*

[ ] NAVCOMPT 140 [ ] OTHER

[ ] CANCELLED [ ] DEFERRED [ ] ...LL BE PERFORMED BY OTHERS

21. SIGNATURE

22. DATE

(See Part IV on Reverse Side)

03-37500
Rm 118
Floor tiles

PW Department see Instructions in NAVFAC MO-321

WORK REQUEST (MAINTENANCE MANAGEMENT)

NAVFAC 9-11014/20 (REV. 2/94 (EF)) (New S/N number pending)

Requestor see Instructions on Reverse Side

PART 1---REQUEST (Filled out by Requestor)

1. FROM: Director, Range Control Division, Bldg 54 Req Code: B060

2. REQUEST NO.: 20030327

3. TO: Base Maintenance

4. DATE OF REQUEST: 20030327

5. REQUEST FOR: [X] COST ESTIMATE [ ] PERFORMANCE OF WORK

5a. REQUEST WORK START: 20030403

6. FOR FURTHER INFORMATION CALL: GySgt B. T. Parra-Milks 451-4263/62

7. SKETCH/PLAN ATTACHED: [ ] YES [X] NO

8. DESCRIPTION OF WORK AND JUSTIFICATION *(Including location, type, size, quantity, etc.)*

Request that the following items be removed from room 182: sink, vent, exterior room pipes and electrical floor outlet

Capt

Call ask why items need to be removed + return to me

03-67593

9. FUNDS CHARGEABLE

10. SIGNATURE *(Requesting Official)* G. R. Oles

PART II---COST ESTIMATE

(Filled out by Maintenance Control Division if estimate requested)

11. TO

12. ESTIMATE NO.

13. COST ESTIMATE

a. Labor	
b. Material	
c. Overhead and/or Surcharge	
d. Equipment Rental/Usage	
e. Contingency	
f. Total	

14. SKETCH/PLAN ATTACHED [ ] YES [ ] NO

15.
[ ] APPROVED PROGRAMMING TO START IN _____
[ ] APPROVED PROGRAMMING TO START IN _____
PROGRAMMING TO START IN _____, IF AUTHORIZED BY 25TH OF _____ AND FUNDS ARE MADE AVAILABLE.
[ ] DISAPPROVED. *(See Reverse Side)*

16. SIGNATURE

17. DATE

PART III---ACTION (Filled out by Requestor)

18. TO

19. AUTHORIZATION TO PROCEED IS ATTACHED *(Check one if other than PW funds are involved)* [ ] NAVCOMPT 140 [ ] OTHER

20. WORK REQUESTED [ ] HAS BEEN CANCELLED [ ] HAS BEEN DEFERRED [ ] WILL BE PERFORMED BY OTHERS

21. SIGNATURE

22. DATE

(See Part IV on Reverse Side)

03-37500
Rm 118
Floor tiles

Estimate Information

Project	54 DEMOLITION OF DEVELOPER ROOM EQUIPTMENT
Labor Rate Table	2000 RS Means Base Rates
Equipment Rate Table	2000 RS Means Equipment Rates

Client	GY SGT. B.T. PARRA-MILKES
Address	RANGE CONTROL DIVISION,BLDG. 54
	Camp Lejeune NC 28542
Phone	910-451-4263/62

CSI	Item Description	Takeoff Qty	Unit	Labor Total	Mat Total	Equip Total	Grand Total
01590400	Rent truck pickup 3/4 ton 2 wheel drive	1.0	days			75.00	75.00
02225320	Cutout demo, walls, drywall to 5/8" thick	80.0	sqft	592.00		1,868.80	2,460.80
02225340	Door demo, special doors, revolving door	1.0	each	225.00			225.00
02225380	Flooring demo, asbestos tile 12 x 12	224.0	sqft	80.64			80.64
09250700	Drywall,gyp plasbd,nailed/scrd to std,1/2"thk,on clg,fr res,taped&fin	130.0	sqft	76.70	37.70		114.40
09658100	Resilient, vinyl composition tile, 12" x 12", 1/16" thick, marbleized	224.0	sqft	98.56	192.64		291.20
09910200	Paint int wall w/brush primer & 3 cts	650.0	sqft	331.50	123.50		455.00
15055600	Plumbing demo, sink, cast iron or steel, double piping, incl 10' piping	1.0	each	38.00			38.00
15055600	Plumbing dml, piping, metal, to 2" dia	24.0	lnft	31.92			31.92
15055600	Plumbing demo, remove eyewash, reset fixtures, minimum	1.0	each	44.50			44.50
15107460	Pipe, cu ftg, wrought, sldr jt, cu x cu, 90 elb, 1/2"	2.0	each	26.60	1.00		27.60
15107460	Pipe, cu ftg, wrought, sldr jt, cu x cu, 90 elb, 3/4"	1.0	each	14.00	1.00		15.00
15107460	Cap, copper, wrought, sweat, 1/2"	3.0	each	19.95	3.00		22.95
15107460	Cap, copper, wrought, sweat, 3/4"	1.0	each	7.00	1.00		8.00
15107460	Adapter, copper, wrought, copper x mal IPS, 1/2"	3.0	each	44.40	1.14		45.54
15107460	Adapter, copper, wrought, copper x mal IPS, 3/4"	1.0	each	15.65	0.62		16.27
15107460	Pipe-cu ftng,wrt,solder jts,T,mechly formed,2"run,3/8"to 2"branch size	1.0	each	7.60			7.60
16055300	Electrical demo, conduit to 15' high, elec mtlc tubing,1/2" to 1"	20.0	lnft	13.40			13.40
16055300	Electrical demo, pull boxes & cabs, junction boxes, 4" sq & oct	3.0	each	9.90			9.90
16055300	Electrical demo, minimum labor/equipment charge	2.0	job	132.00			132.00

	Net Costs Subtotal	4,115
6.50 %	NC SALES TAX	24
18.00 %	TAXES/ INSURANCE	326
15.00 %	CONTRACTOR ADMIN/ OVERHEAD	617
10.00 %	CONTRACTOR PROFIT	411
1.00 %	CONTRACTOR BOND	41

CSI	Item Description	Takeoff Qty	Unit	Labor Total	Mat Total	Equip Total	Grand Total
	Total Estimate	5,534					

CSI	Division	Labor	Material	Subs	Equip	Other	Total
01	General Requirements				75.00		75.00
02	Site Construction	897.64			1,868.80		2,766.44
09	Finishes	506.76	353.84				860.60
15	Mechanical	249.62	7.76				257.38
16	Electrical	155.30					155.30
	Grand Total	1,809.32	361.60		1,943.80		4,114.72

	Net Costs Subtotal	4,115
6.50 %	NC SALES TAX	24
18.00 %	TAXES/ INSURANCE	326
15.00 %	CONTRACTOR ADMIN/ OVERHEAD	617
10.00 %	CONTRACTOR PROFIT	411
1.00 %	CONTRACTOR BOND	41
	Total Estimate	5,534

WORK REQUEST (MAINTENANCE MANAGEMENT)

NAVFAC 9-11014/20 (REV. 2/94 (EF)) (New S/N number pending)

PW Department see instructions in NAVFAC MO-321

Requestor see instructions on Reverse Side

PART 1---REQUEST (Filled out by Requestor)

1. FROM: Range Control, Range Control Division — RegCode: B060

2. REQUEST NO.: B060-RC025

3. TO: Base Maintenance

4. DATE OF REQUEST: 20030425

5. REQUEST FOR: [ ] COST ESTIMATE [X] PERFORMANCE OF WORK

5a. REQUEST WORK START: ASAP

6. FOR FURTHER INFORMATION CALL: MSgt Wannemacher, M.B. at 451-5803

7. SKETCH/PLAN ATTACHED: [ ] YES [X] NO

8. DESCRIPTION OF WORK AND JUSTIFICATION *(Including location, type, size, quantity, etc.)*

Drinking Fountain in Bldg 54, Range Control Wing does not produce cold water.

53

03-77400

9. FUNDS CHARGEABLE

10. SIGNATURE *(Requesting Official)* By dir
James J. Helring, Range Control Officer, RangeContDiv

PART II---COST ESTIMATE
(Filled out by Maintenance Control Division if estimate requested)

11. TO

12. ESTIMATE NO.

13. COST ESTIMATE	
a. Labor	
b. Material	
c. Overhead and/or Surcharge	
d. Equipment Rental/Usage	
e. Contingency	
f. Total	

14. SKETCH/PLAN ATTACHED: [ ] YES [ ] NO

15.
[ ] APPROVED PROGRAMMING TO START IN _____
[ ] APPROVED PROGRAMMING TO START IN _____
PROGRAMMING TO START IN _____, IF AUTHORIZED BY 25TH OF _____ _____ AND FUNDS ARE MADE AVAILABLE.
[ ] DISAPPROVED. *(See Reverse Side)*

16. SIGNATURE

17. DATE

PART III---ACTION (Filled out by Requestor)

18. TO

19. AUTHORIZATION TO PROCEED IS ATTACHED *(Check one if other than PW funds are involved)*
[ ] NAVCOMPT (4) [ ] OTHER

20. WORK REQUESTED
[ ] HAS BEEN CANCELLED [ ] HAS BEEN DEFERRED [ ] WILL BE PERFORMED BY OTHERS

21. SIGNATURE

22. DATE

(See Part IV on Reverse Side)

WORK REQUEST ROUTING SLIP

54

MCBCL 4400-46 (REV. 2-91)

THIS WORKSHEET MUST BE USED FOR ALL WORK REQUEST SUBMITTED TO BASE MAINTENANCE WORK RECEPTION, CAMP LEJEUNE

WORK REQUEST NO.	SKETCH / PLAN ATTACHED	DATE RECEIVED
B060	☐ YES ☒ NO	4/10/03

ACTION	IN	OUT	INITIAL	REMARKS
Capt		4/10	MPC	03-72000
Harmon				
P.E		4/14	CJA	?? eye wash stations??
Mercer		4/15	ACW	Sent ticket to Shop 61 to Repair
12				eyewash Stations in room 181.

WORK REQUEST (MAINTENANCE MANAGEMENT)

NAVFAC 9-11014/20 (REV. 2/94 (EF)) (New S/N number pending)

PW Department see instructions in NAVFAC MO-321

Requestor see instructions on Reverse Side

PART I---REQUEST (Filled out by Requestor)

1. FROM Director, Range Control Division, Bldg 54 Req Code: B060	2. REQUEST NO. 20030407
3. TO Base Maintenance	4. DATE OF REQUEST 20030407
5. REQUEST FOR ☐ COST ESTIMATE ☒ PERFORMANCE OF WORK	5a. REQUEST WORK START 20030417
6. FOR FURTHER INFORMATION CALL GySgt B. T. Parra-Milks 451-4263/62	7. SKETCH/PLAN ATTACHED ☐ YES ☒ NO

8. DESCRIPTION OF WORK AND JUSTIFICATION *(Including location, type, size, quantity, etc.)*

The Base Photo Lab currently has photographic equipment that uses photographic chemicals to process film and print photographs on a daily basis. Since the chemicals are used daily it's required that we have functional eye wash stations in case of an emergency. Currently there are two eye wash stations, one in room 181 and one in room 185, that are not functioning properly and need to be repaired. One eye wash station located in room 182 needs to be removed from the Photo Lab.

61 | Capt 3

9. FUNDS CHARGEABLE	10. SIGNATURE *(Requesting Official)* G. R. Oles

PART II---COST ESTIMATE

(Filled out by Maintenance Control Division if estimate requested)

11. TO	12. ESTIMATE NO.

13. COST ESTIMATE		14. SKETCH/PLAN ATTACHED ☐ YES ☐ NO
a. Labor		15.
b. Material		☐ APPROVED PROGRAMMING TO START IN _____
c. Overhead and/or Surcharge		☐ APPROVED PROGRAMMING TO START IN _____
d. Equipment Rental/Usage		PROGRAMMING TO START IN _____, IF AUTHORIZED BY 25TH OF _____ AND FUNDS ARE MADE AVAILABLE.
e. Contingency		☐ DISAPPROVED. *(See Reverse Side)*
f. Total		16. SIGNATURE / 17. DATE

PART III---ACTION (Filled out by Requestor)

18. TO

19. AUTHORIZATION TO PROCEED IS ATTACHED *(Check one if other than PW funds are involved)* ☐ NAVCOMPT 140 ☐ OTHER	20. WORK REQUESTED ☐ HAS BEEN CANCELLED ☐ HAS BEEN DEFERRED ☐ WILL BE PERFORMED BY OTHERS
21. SIGNATURE	22. DATE

(See Part IV on Reverse Side)

WORK REQUEST ROUTING SLIP

54

MCBCL 4400-46 (REV. 2-91)

THIS WORKSHEET MUST BE USED FOR ALL WORK REQUEST SUBMITTED TO BASE MAINTENANCE WORK RECEPTION, CAMP LEJEUNE

WORK REQUEST NO.	SKETCH / PLAN ATTACHED	DATE RECEIVED
B060	☐ YES ☒ NO	3/20/03

ACTION	IN	OUT	INITIAL	REMARKS
Shoe		3/20	MPC	03-64930
20 Hearby				

WORK REQUEST (MAINTENANCE MANAGEMENT)
NAVFAC 9-11014/20 (REV. 2/94 (EF)) (New S/N number pending)

PW Department see Instructions in NAVFAC MO-321

Requestor see Instructions on Reverse Side

PART 1---REQUEST (Filled out by Requestor)

1. FROM Director, Range Control Division, Bldg 54 Req Code: B060
2. REQUEST NO. 20030320
3. TO Base Maintenance-Exterminator
4. DATE OF REQUEST 20030320
5. REQUEST FOR [ ] COST ESTIMATE [X] PERFORMANCE OF WORK
5a. REQUEST WORK START ASAP
6. FOR FURTHER INFORMATION CALL Mary Ann Jurewicz 451-3733
7. SKETCH/PLAN ATTACHED [ ] YES [X] NO
8. DESCRIPTION OF WORK AND JUSTIFICATION *(Including location, type, size, quantity, etc.)*

Request to have the following rooms sprayed for cockroaches.

Rooms 104; 181; 182; 183; 184; 185

03-64930

9. FUNDS CHARGEABLE
10. SIGNATURE *(Requesting Official)* J. J. Helring

PART II---COST ESTIMATE
(Filled out by Maintenance Control Division if estimate requested)

11. TO
12. ESTIMATE NO.

13. COST ESTIMATE	
a. Labor	
b. Material	
c. Overhead and/or Surcharge	
d. Equipment Rental/Usage	
e. Contingency	
f. Total	

14. SKETCH/PLAN ATTACHED [ ] YES [ ] NO
15.
[ ] APPROVED PROGRAMMING TO START IN _____
[ ] APPROVED PROGRAMMING TO START IN _____
PROGRAMMING TO START IN _____, IF AUTHORIZED BY 25TH OF _____ AND FUNDS ARE MADE AVAILABLE.
[ ] DISAPPROVED. *(See Reverse Side)*
16. SIGNATURE
17. DATE

PART III---ACTION (Filled out by Requestor)

18. TO
19. AUTHORIZATION TO PROCEED IS ATTACHED *(Check one if other than PW funds are involved)* [ ] NAVCOMPT 140 [ ] OTHER
20. WORK REQUESTED [ ] HAS BEEN CANCELLED [ ] HAS BEEN DEFERRED [ ] WILL BE PERFORMED BY OTHERS
21. SIGNATURE
22. DATE

(See Part IV on Reverse Side)

Faxed: 20 Mar 03

UNITED STATES MARINE CORPS
MARINE CORPS BASE
PSC Box 20004
Camp Lejeune, North Carolina 28542-0004

IN REPLY REFER TO:
11014
IEPO
APR 1 1 2003

54

MEMORANDUM

From: Public Works Officer, Marine Corps Base, Camp Lejeune
To: Director, Range Operations Branch, Training Resources Division, Training and Operations Department, Marine Corps Base, Camp Lejeune

Subj: WORK REQUEST NUMBER B060 20030320 MAXIMO 03-65292

Ref: (a) BO 11013.4C
(b) BO P11014.1J

Encl: (1) Subject Work Request
(2) Cost Estimate Worksheet

1. Enclosure (1) is returned without action. The requested work is considered Minor Construction (R1) in scope. A preliminary cost estimate, enclosure (2), indicates the cost exceeds the Public Works Operations Officer's R1 approval limit.

2. If this requirement is still valid, we suggest you submit enclosure (1) to the Assistant Chief of Staff, Installations and Environment (I&E), Marine Corps Base, for consideration.

3. Preparation and return of enclosures (1) and (2) does not validate this as an approved project, nor does it authorize the transfer of funds for work accomplishment.

4. All requests for reimbursable work which are classified as Minor Construction/New Work defined in reference (a) or appendix (a) of reference (b) will be forwarded to the AC/S, I&E for review/approval in accordance with paragraph 4033 of reference (b).

5. Points of contact are Capt Harmon at 451-1580 and the Assistant Chief of Staff, Installation and Environment, Mr. Larry Brant, at 451-3034.

E. W. WINBERRY
Director, Operations Branch

Copy to:
AC/S, I&E

Subj: WORK REQUEST NUMBER B060 20030320 MAXIMO 03-65292

Blind Copy to:
Work Reception

Writer: E. Winberry, 451-1580
Typist: C. Marentis,8Apr03, D:\Letters\Ltr #3\Max03-65292

WORK REQUEST ROUTING SLIP

Bldg 54

MCBCL 4400-46 (REV. 2-91)

THIS WORKSHEET MUST BE USED FOR ALL WORK REQUEST SUBMITTED TO BASE MAINTENANCE WORK RECEPTION, CAMP LEJEUNE

WORK REQUEST NO.	SKETCH / PLAN ATTACHED	DATE RECEIVED
B060 20030320	☐ YES ☒ NO	21 Mar 03

ACTION	IN	OUT	INITIAL	REMARKS
Insp	21 Mar		PAP	MAXIMO 03-65292
DASSAU				
SHOE		3/21	DW	Per our Conversation estimate Cost
				~~$2.63K~~ / Door unit to Remove & Close
				up. NEW Work
				Ed THIS WILL COST APPROX 6K (+-)
				R1 work. what say YC?
				Shoe
				LTA ~~II~~ 3 with ESTIMATE
				I

PW Department see instructions in NAVFAC MO-321

WORK REQUEST (MAINTENANCE MANAGEMENT)

NAVFAC 9-11014/20 (REV. 2/94 (Ef)) (New S/N number pending)

Requestor see instructions on Reverse Side

PART 1---REQUEST (Filled out by Requestor)

1. FROM Director, Range Control Divison, Bldg 54 Req Code: B060

2. REQUEST NO. 20030320

3. TO Base Maintenance

4. DATE OF REQUEST 20030320

5. REQUEST FOR [X] COST ESTIMATE [ ] PERFORMANCE OF WORK

5a. REQUEST WORK START 20030324

6. FOR FURTHER INFORMATION CALL GySgt B. T. Parra-Milks 451-4263/62

7. SKETCH/PLAN ATTACHED [ ] YES [X] NO

8. DESCRIPTION OF WORK AND JUSTIFICATION *(Including location, type, size, quantity, etc.)*

Request that 2 rotating dark room doors (photo lab doors) be inspected for any structional problems that may result if the doors are removed. The doors are located in rooms 182 and 185.

Also, would like to have walls placed where the doors were.

03-65292

Snap

9. FUNDS CHARGEABLE

10. SIGNATURE *(Requesting Official)* G. R. Oles

PART II---COST ESTIMATE

(Filled out by Maintenance Control Division if estimate requested)

11. TO

12. ESTIMATE NO.

13. COST ESTIMATE	
a. Labor	
b. Material	
c. Overhead and/or Surcharge	
d. Equipment Rental/Usage	
e. Contingency	
f. Total	

14. SKETCH/PLAN ATTACHED [ ] YES [ ] NO

15.
[ ] APPROVED PROGRAMMING TO START IN _____
[ ] APPROVED PROGRAMMING TO START IN _____
PROGRAMMING TO START IN _____, IF AUTHORIZED BY 25TH OF _____ AND FUNDS ARE MADE AVAILABLE.
[ ] DISAPPROVED. *(See Reverse Side)*

16. SIGNATURE

17. DATE

PART III---ACTION (Filled out by Requestor)

18. TO

19. AUTHORIZATION TO PROCEED IS ATTACHED *(Check one if other than PW funds are involved)* [ ] NAVCOMPT 140 [ ] OTHER

20. WORK REQUESTED [ ] HAS BEEN CANCELLED [ ] HAS BEEN DEFERRED [ ] WILL BE PERFORMED BY OTHERS

21. SIGNATURE

22. DATE

(See Part IV on Reverse Side)

Faxed - 21 March 03 - MF

OPERATIONS DIVISION
ESTIMATING WORK SHEET
MCBCL 11014/1 (REV. 04/87)

1. PRI	Bldg #	Req Code	4. REQUEST NO
		B060	20030320

5. CUSTOMER: TE+O

6. BRIEF TITLE:

7. SOURCE	8. ☑ STRUCTURAL ☐ MECHANICAL ☐ ELECTRICAL WORK DESCRIPTION	9. HOURS	10. UNIT	11. QTY	12. MATERIAL COSTS	13. LABOR COSTS	14. TOTAL COSTS
							6.000
	Remove Rotting						
	Doors						
	Build walls						
	Paint						

15. RECOMMENDED ACCOMPLISHMENT OF WORK

A. ☑ IN HOUSE

B. ☐ CONTRACT

C. ☐ COMBINATION A&B

16. TOTAL THIS PAGE			
TOTAL FOLLOWING PAGE(S)			
SUBTOTAL			
CONTINGENCY			
		TOTAL ESTIMATE	$6,000

PREPARED BY: ZW Whing

RECEIVED BY:

DATE: 7 Apr 03

SHEET 1 OF 1

WORK REQUEST ROUTING SLIP 54

MCBCL 4400-46 (REV. 2-91)

THIS WORKSHEET MUST BE USED FOR ALL WORK REQUEST SUBMITTED TO BASE MAINTENANCE WORK RECEPTION, CAMP LEJEUNE

WORK REQUEST NO. B061 009-03	SKETCH / PLAN ATTACHED ☐ YES ☒ NO	DATE RECEIVED 2-13-03

ACTION	IN	OUT	INITIAL	REMARKS
Shae	2/14		JC	03-50404
Cassady				
Shoe	3/4			Shoe material cost 3248.85
				Labor cost + 35%
				1136.80
				TOTAL 4385.65
				The one in building are
				working fine. Check to see
				if they still want to replace
				Ed. These flush valves
				are ok do not need
				replacing. Will deny
				by LTR if you agree

WORK REQUEST (MAINTENANCE MANAGEMENT)

NAVFAC 9-11014/20 (REV. 2/94 (EF)) **(New S/N number pending)**

PW Department see instructions in NAVFAC MO-321

Requestor see instructions on Reverse Side

PART 1---REQUEST (Filled out by Requestor)

1. FROM Training and Operations Department

2. REQUEST NO. B061 009-03

3. TO Base Maintenance Officer

4. DATE OF REQUEST 20030213

5. REQUEST FOR [ ] COST ESTIMATE [X] PERFORMANCE OF WORK

5a. REQUEST WORK START ASAP

6. FOR FURTHER INFORMATION CALL MSgt Wannemacher 451-5803

7. SKETCH/PLAN ATTACHED [ ] YES [X] NO

8. DESCRIPTION OF WORK AND JUSTIFICATION *(Including location, type, size, quantity, etc.)*

Request Public Works provide automatic flush and water valves on the fixtures in the following areas in building 54.
East Wing: Male head 1-Urinal 1-commode 1-sink: Female head 1-commode 1-sink:
Center Wing Male head 2-urinals 2-commodes 3-sinks;
Main Wing Female head 2-commodes 1-sink.

JUSTIFICATION: SEE PAGE 2

Shop

03502404 1400 2/13/03 MS

9. FUNDS CHARGEABLE

10. SIGNATURE *(Requesting Official)* M. Bowks

PART II---COST ESTIMATE
(Filled out by Maintenance Control Division if estimate requested)

11. TO

12. ESTIMATE NO.

13. COST ESTIMATE	
a. Labor	
b. Material	
C. Overhead and/or Surcharge	
d. Equipment Rental/Usage	
e. Contingency	
f. Total	

14. SKETCH/PLAN ATTACHED [ ] YES [ ] NO

15.
[ ] APPROVED PROGRAMMING TO START IN _____
[ ] APPROVED PROGRAMMING TO START IN _____
PROGRAMMING TO START IN _____, IF AUTHORIZED BY 25TH OF _____ AND FUNDS ARE MADE AVAILABLE.
[ ] DISAPPROVED. *(See Reverse Side)*

16. SIGNATURE

17. DATE

PART III---ACTION (Filled out by Requestor)

18. TO

19. AUTHORIZATION TO PROCEED IS ATTACHED *(Check one if other than PW funds are involved)* [ ] NAVCOMPT 140 [ ] OTHER

20. WORK REQUESTED [ ] HAS BEEN CANCELLED [ ] HAS BEEN DEFERRED [ ] WILL BE PERFORMED BY OTHERS

21. SIGNATURE

22. DATE

(See Part IV on Reverse Side)

INSTRUCTIONS

IF ESTIMATE IS DESIRED BEFORE WORK IS STARTED

Requestor fills in all items in Part I checks "Cost Estimate" in item 5, attaches sketch or plan if necessary, checks proper block in item 7. Requestor retains last copy and forwards balance to Public Works Department.

If the Work Request is approved, the original and first copy will be returned to the requestor with Part II completed. If the requestor desires the work to proceed in accordance with the estimate provided, he should fill in Part III, checking proper block in item 19 and attaching the document citing the funds to be used. If the requestor decides not to authorize the work, the appropriate box in item 20 should be checked. The original form, in either case , is returned to the Public Works Department.

If the Work Request is disapproved, the reasons for disapproval will be stated in Part IV, signed by the Public Works Officer, and the original and one copy returned to the requestor

IF ESTIMATE IS NOT DESIRED BEFORE WORK IS STARTED AND FUNDS ARE NOT UNDER COGNIZANCE OF PWO

Requestor fills in all items in Parts I and III except item 20, checks "Performance of Work" in item 5, attaches sketch or plan if necessary, checks proper block in item 7, checks proper block in item 19, and attaches document citing the funds to be used. Requestor retains last copy and forwards balance to Public Works Department.

If the Work Request is approved, the first copy will be returned to the requestor with items 11, 12, 15, 15\6, and 17 of Part II completed.

If the Work Request is disapproved, the reasons for disapproval will be stated in Part IV, signed by the Public Works Officer, and the original and one copy returned to requestor.

IF ESTIMATE IS NOT DESIRED BEFORE WORK IS STARTED AND FUNDS ARE UNDER COGNIZANCE OF PWO

Requestor fills in all items in Parts I, checks "Performance of Work" in item 5, attaches sketch or plan if necessary, checks proper block in item 7. Requestor retains last copy and forwards balance to the Public Works Department.

If the Work Request is approved, the first copy will be returned to the requestor with items 11, 12, 15 as applicable, 16 and 17 of Part II completed.

If the Work Request is disapproved , the reasons for disapproved will be stated in Part IV, signed by the Public Works Officer, and the original and one copy returned to requestor.

PART IIV---REMARKS

JUSTIFICATION: Building 54 has a high volume of personnel entering and exiting the building in order to receive the services provided by Rng Con and Rng Dev. Divisions as well as photo and graphic art support provided by T & O Department. Head facilities are used frequently without flushing. Also current flush valves do not allow enough water in to complete a flush without user holding the lever down for a period of time. Users are reluctant to do this. This creates a stench within the facility as well as contributing a health hazard.

This type of valve would ccontribute to the overall hygene of the facility as well as the users in that they would not be required to touch any of the fixtures.

WORK REQUEST (MAINTENANCE MANAGEMENT)

NAVFAC 9-11014/20 (REV. 2/94 (EF)) (New S/N number pending)

PW Department see instructions in NAVFAC MO-321

Requestor see Instructions on Reverse Side

PART 1---REQUEST (Filled out by Requestor)

1. FROM
Range Control, Range Control Division Req. code: B060

2. REQUEST NO.
B060-RC022

3. TO
BAse Maintenance - Locksmith

4. DATE OF REQUEST
20030114

5. REQUEST FOR
☐ COST ESTIMATE ☒ PERFORMANCE OF WORK

5a. REQUEST WORK START
ASAP

6. FOR FURTHER INFORMATION CALL
MSgt Wannemacher at 451-5803

7. SKETCH/PLAN ATTACHED
☐ YES ☒ NO

8. DESCRIPTION OF WORK AND JUSTIFICATION *(Including location, type, size, quantity, etc.)*

Request to have two (2) keys made for Rm 129 Bldg. 54. Key code: 31F7

45

9. FUNDS CHARGEABLE

10. SIGNATURE *(Requestor Official)*
James J. Helfing, Range Control Officer, RangeContDiv

PART II--COST ESTIMATE
(Filled out by Maintenance Control Division if estimate requested)

11. TO

12. ESTIMATE NO.

13. COST ESTIMATE

a. Labor	
b. Material	
c. Overhead and/or Surcharge	
d. Equipment Rental/Usage	
e. Contingency	
f. Total	

14. SKETCH/PLAN ATTACHED ☐ YES ☐ NO

15.
☐ APPROVED PROGRAMMING TO START IN 03-38032
☐ APPROVED PROGRAMMING TO START IN
PROGRAMMING TO START IN _____, IF AUTHORIZED BY 25TH OF _____ AND FUNDS ARE MADE AVAILABLE.
☐ DISAPPROVED. *(See Reverse Side)*

16. SIGNATURE

17. DATE

PART III--ACTION (Filled out by Requestor)

18. TO

19. AUTHORIZATION TO PROCEED IS ATTACHED *(Check one if other than PW funds are involved)*
☐ NAVCOMPT 140 ☐ OTHER

20. WORK REQUESTED
☐ HAS BEEN CANCELLED ☐ HAS BEEN DEFERRED ☐ WILL BE PERFORMED BY OTHERS

21. SIGNATURE

22. DATE

(See Part IV on Reverse Side)

Faxed: 14 Jan 03

WORK REQUEST (MAINTENANCE MANAGEMENT)
NAVFAC 9-11014/20 (REV. 2/94 (EF)) (New S/N number pending)

PW Department see Instructions In NAVFAC MO-321

Requestor see instructions on Reverse Side

PART 1---REQUEST (Filled out by Requestor)

1. FROM Director, Range Control Division, Bldg 54 Req Code: B060

2. REQUEST NO. 20030109

3. TO Base Maintenance

4. DATE OF REQUEST 20030109

5. REQUEST FOR [ ] COST ESTIMATE [X] PERFORMANCE OF WORK

5a. REQUEST WORK START

6. FOR FURTHER INFORMATION CALL
GySgt Parra-Milks 451-4263/4262

7. SKETCH/PLAN ATTACHED [ ] YES [X] NO

8. DESCRIPTION OF WORK AND JUSTIFICATION *(Including location, type, size, quantity, etc.)*

Back outside door to Bldg 54/Rm. 153C was damaged on 6 Jan and will not secure properly once it is opened. The door will be opened on Friday (10 Jan) and Monday (13 Jan) by building personnel to remove furniture/equipment so the room can be painted by contracted painters. Once the door is opened we will need it to be secured by Base Maintenance at 1600 each day (10 and 13 Jan). The damaged door will be replaced next week.

03-36978

9. FUNDS CHARGEABLE

10. SIGNATURE *(Requesting Official)*
G.R. Oles

PART II---COST ESTIMATE
(Filled out by Maintenance Control Division if estimate requested)

11. TO

12. ESTIMATE NO.

13. COST ESTIMATE	
a. Labor	
b. Material	
c. Overhead and/or Surcharge	
d. Equipment Rental/Usage	
e. Contingency	
f. Total	

14. SKETCH/PLAN ATTACHED [ ] YES [ ] NO

15.
[ ] APPROVED PROGRAMMING TO START IN _____
[ ] APPROVED PROGRAMMING TO START IN _____
PROGRAMMING TO START IN _____, IF AUTHORIZED BY 25TH OF _____ AND FUNDS ARE MADE AVAILABLE.
[ ] DISAPPROVED. *(See Reverse Side)*

16. SIGNATURE

17. DATE

PART III---ACTION (Filled out by Requestor)

18. TO

19. AUTHORIZATION TO PROCEED IS ATTACHED *(Check one if other than PW funds are involved)*
[ ] NAVCOMPT 140 [ ] OTHER

20. WORK REQUESTED
[ ] HAS BEEN CANCELLED [ ] HAS BEEN DEFERRED [ ] WILL BE PERFORMED BY OTHERS

21. SIGNATURE

22. DATE

(See Part IV on Reverse Side)

WORK REQUEST ROUTING SLIP
MCBCL 4400/46 (REV. 2-91)

54

THIS WORK SHEET MUST BE USED FOR ALL WORK REQUESTS SUBMITTED TO BASE MAINTENANCE WORK RECEPTION, CAMP LEJEUNE

WORK REQUEST NO.	SKETCH/PLAN ATTACHED	DATE RECEIVED
B060 20030114	☐ YES ☐ NO	4/14/03

ACTION	IN	OUT	INITIAL	REMARKS
~~Work Rec~~ SBOD	4/14		RL	03-38118
~~Rejmer~~				
Millen		15/JAN	MM	~~Transferred~~ Ticket to shop 63

WORK REQUEST (MAINTENANCE MANAGEMENT)
NAVFAC 9-11014/20 (REV. 2/94 (EF)) (New S/N number pending)

PW Department see instructions in NAVFAC MO-321

Requestor see instructions on Reverse Side

PART 1—REQUEST (Filled out by Requestor)

1. FROM Director, Range Control Division, Bldg 54 Req Code: B060
2. REQUEST NO. 20030114
3. TO Base Maintenance-Locksmith
4. DATE OF REQUEST 20030114
5. REQUEST FOR [ ] COST ESTIMATE [X] PERFORMANCE OF WORK
5a. REQUEST WORK START ASAP
6. FOR FURTHER INFORMATION CALL Mary Ann Jurewicz 451-3733
7. SKETCH/PLAN ATTACHED [ ] YES [X] NO

8. DESCRIPTION OF WORK AND JUSTIFICATION *(Including location, type, size, quantity, etc.)*

Request to have the exit door in Room 103B repaired/replaced. When the sun's heat hits the door, the door/door frame swells and makes it difficult to exit the room. This is a hazard should there ever be a fire.

WO PS 20 Shop

9. FUNDS CHARGEABLE
10. SIGNATURE *(Requestor Official)* James J. Helring
J. J. Helring

PART II—COST ESTIMATE
(Filled out by Maintenance Control Division if estimate requested)

11. TO
12. ESTIMATE NO.

13. COST ESTIMATE	
a. Labor	
b. Material	
c. Overhead and/or Surcharge	
d. Equipment Rental/Usage	
e. Contingency	
f. Total	

14. SKETCH/PLAN ATTACHED [ ] YES [ ] NO

15.
[ ] APPROVED PROGRAMMING TO START IN 03-38118
[ ] APPROVED PROGRAMMING TO START IN _____
PROGRAMMING TO START IN _____, IF AUTHORIZED BY 25TH OF _____ AND FUNDS ARE MADE AVAILABLE.
[ ] DISAPPROVED. *(See Reverse Side)*

16. SIGNATURE
17. DATE

PART III—ACTION (Filled out by Requestor)

18. TO

19. AUTHORIZATION TO PROCEED IS ATTACHED *(Check one if other than PW funds are involved)*
[ ] NAVCOMPT 140 [ ] OTHER

20. WORK REQUESTED
[ ] HAS BEEN CANCELLED [ ] HAS BEEN DEFERRED [ ] WILL BE PERFORMED BY OTHERS

21. SIGNATURE
22. DATE

(See Part IV on Reverse Side)

WORK REQUEST ROUTING SLIP
MCBCL 4400/46 (REV. 2-91)

54

THIS WORK SHEET MUST BE USED FOR ALL WORK REQUESTS SUBMITTED TO BASE MAINTENANCE WORK RECEPTION, CAMP LEJEUNE

WORK REQUEST NO.	SKETCH/PLAN ATTACHED	DATE RECEIVED
8060	☐ YES ☐ NO	10-3-02

ACTION	IN	OUT	INITIAL	REMARKS
Rev	10/3			03-2704
20				Shoemaker GC
				Ryan
			DER	This work was accomplished on
				a PX Bldg with Majestic paints
				Estimate was 9,000
PX				

WORK REQUEST (MAINTENANCE MANAGEMENT)
NAVFAC 9-11014/20 (REV. 2/94 (EF)) (New S/N number pending)

PW Department see Instructions in NAVFAC MO-321

Requestor see Instructions on Reverse Side

PART 1---REQUEST (Filled out by Requestor)

1. FROM Director, Range Control Division , Bldg 54 Req Code: B060
2. REQUEST NO. 20021003A-B060
3. TO Base Maintenance
4. DATE OF REQUEST 20021003
5. REQUEST FOR [ ] COST ESTIMATE [X] PERFORMANCE OF WORK
5a. REQUEST WORK START ASAP
6. FOR FURTHER INFORMATION CALL SSgt Small 451-4264 GySgt ParraMilk 451-4263
7. SKETCH/PLAN ATTACHED [ ] YES [X] NO
8. DESCRIPTION OF WORK AND JUSTIFICATION *(Including location, type, size, quantity, etc.)*

Due to reburbishing of office furniture/space, request to have wall within Room 153C, spackled and painted.

Also, request to have holes to the left of entrance to Room 181 spackled and then painted.

Rev

03 - 2004

9. FUNDS CHARGEABLE
10. SIGNATURE *(Requesting Official)* D. J. Hashagen, Sr.

PART II---COST ESTIMATE
(Filled out by Maintenance Control Division if estimate requested)

11. TO
12. ESTIMATE NO.

13. COST ESTIMATE	
a. Labor	
b. Material	
c. Overhead and/or Surcharge	
d. Equipment Rental/Usage	
e. Contingency	
f. Total	

14. SKETCH/PLAN ATTACHED [ ] YES [ ] NO

15.
[ ] APPROVED PROGRAMMING TO START IN _____
[ ] APPROVED PROGRAMMING TO START IN _____
PROGRAMMING TO START IN _____, IF AUTHORIZED BY 25TH OF _____ AND FUNDS ARE MADE AVAILABLE.
[ ] DISAPPROVED. *(See Reverse Side)*

16. SIGNATURE
17. DATE

PART III—ACTION (Filled out by Requestor)

18. TO

19. AUTHORIZATION TO PROCEED IS ATTACHED *(Check one if other than PW funds are involved)* [ ] NAVCOMPT 140 [ ] OTHER
20. WORK REQUESTED [ ] HAS BEEN CANCELLED [ ] HAS BEEN DEFERRED [ ] WILL BE PERFORMED BY OTHERS
21. SIGNATURE
22. DATE

(See Part IV on Reverse Side)

WORK REQUEST ROUTING SLIP
MCBCL 4400/46 (REV. 2-91)

54

THIS WORK SHEET MUST BE USED FOR ALL WORK REQUESTS SUBMITTED TO BASE MAINTENANCE WORK RECEPTION, CAMP LEJEUNE

WORK REQUEST NO.	SKETCH/PLAN ATTACHED	DATE RECEIVED
B060 11057A	☐ YES ☐ NO	11-5-02

ACTION	IN	OUT	INITIAL	REMARKS
Rev	11-5			03-14374
Cwp1				
				More stuff Here 54?!
				Shoes Find out if
				this is same Area
				that Carl is designing
				P&E —
DAVIS		1/24		Evaluate/Est 8/3
✓ 20	1/31		LHD	Cancel - This Work Has Been Accomplished
				On TIC # 03-18725.

5 NOV 02
11:10

WORK REQUEST (MAINTENANCE MANAGEMENT)

NAVFAC 9-11014/20 (REV. 2/94 (EF)) **(New S/N number pending)**

PW Department see instructions in NAVFAC MO-321

Requestor see instructions on Reverse Side

PART 1---REQUEST (Filled out by Requestor)

1. FROM RANGE CONTROL, RANGE OPERATIONS DIVISION REQ CODE:B060

2. REQUEST NO. 1105A-B060

3. TO BASE MAINTENANCE

4. DATE OF REQUEST 20021105

5. REQUEST FOR ☐ COST ESTIMATE ☒ PERFORMANCE OF WORK

5a. REQUEST WORK START ASAP

6. FOR FURTHER INFORMATION CALL PAUL PETERSON 219-1784

7. SKETCH/PLAN ATTACHED ☒ YES ☐ NO

8. DESCRIPTION OF WORK AND JUSTIFICATION *(Including location, type, size, quantity, etc.)*

REQUEST TO INSTALL IN ROOM 105, BLDG 54 - FOUR (4) 20 AMP CIRCUIT BREAKERS IN EITHER POWER BOX L1 OR P1. RUN LINES FROM POWER BOX TO ROOM 105 PER ATTACHED DRAWING.

Review

9. FUNDS CHARGEABLE

10. SIGNATURE *(Requesting Official)* DONALD J. HASHAGEN, SR,DIR,RCD

PART II---COST ESTIMATE
(Filled out by Maintenance Control Division if estimate requested)

11. TO

12. ESTIMATE NO.

13. COST ESTIMATE	
a. Labor	
b. Material	
C. Overhead and/or Surcharge	
d. Equipment Rental/Usage	
e. Contingency	
f. Total	

14. SKETCH/PLAN ATTACHED ☐ YES ☐ NO

15.
☐ APPROVED PROGRAMMING TO START IN _____
☐ APPROVED PROGRAMMING TO START IN _____
PROGRAMMING TO START IN _____, IF AUTHORIZED BY 25TH OF _____ AND FUNDS ARE MADE AVAILABLE.
☐ DISAPPROVED. *(See Reverse Side)*

16. SIGNATURE

17. DATE

PART III---ACTION (Filled out by Requestor)

18. TO

19. AUTHORIZATION TO PROCEED IS ATTACHED *(Check one if other than PW funds are involved)*
☐ NAVCOMPT 140 ☐ OTHER

20. WORK REQUESTED
☐ HAS BEEN CANCELLED ☐ HAS BEEN DEFERRED ☐ WILL BE PERFORMED BY OTHERS

21. SIGNATURE

22. DATE

(See Part IV on Reverse Side)

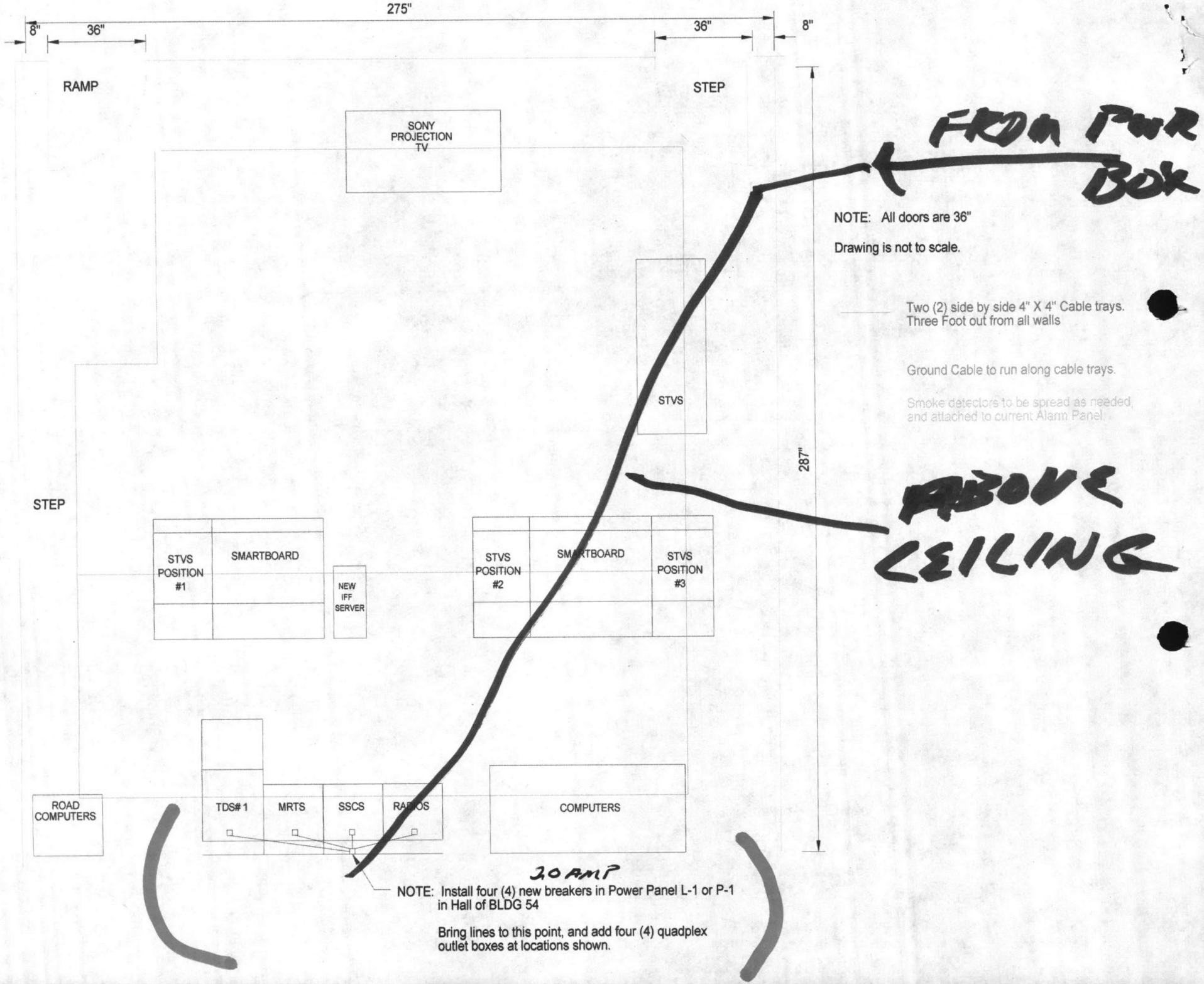
275"
8"
36"
36"
8"
RAMP
STEP
SONY PROJECTION TV
STVS
287"
STEP
STVS POSITION #1
SMARTBOARD
NEW IFF SERVER
STVS POSITION #2
SMARTBOARD
STVS POSITION #3
ROAD COMPUTERS
TDS# 1
MRTS
SSCS
RADIOS
COMPUTERS
30 AMP
NOTE: Install four (4) new breakers in Power Panel L-1 or P-1 in Hall of BLDG 54
Bring lines to this point, and add four (4) quadplex outlet boxes at locations shown.
NOTE: All doors are 36"
Drawing is not to scale.
Two (2) side by side 4" X 4" Cable trays. Three Foot out from all walls
Ground Cable to run along cable trays.
Smoke detectors to be spread as needed and attached to current Alarm Panel.
FROM PWR BOX
ABOVE CEILING

FOLD BACK

FOLD BACK

WORK REQUEST ROUTING SLIP
MCBCL 4400/46 (REV. 2-91)

54

THIS WORK SHEET MUST BE USED FOR ALL WORK REQUESTS SUBMITTED TO BASE MAINTENANCE WORK RECEPTION, CAMP LEJEUNE

WORK REQUEST NO.	SKETCH/PLAN ATTACHED	DATE RECEIVED
B060 RC021	☐ YES ☒ NO	06 Jan 03

	ACTION	IN	OUT	INITIAL	REMARKS
20	Hembey	07 Jan		PAP	MAXIMO 03-35352

WORK REQUEST (MAINTENANCE MANAGEMENT)

NAVFAC B-11014/20 (REV. 2/84 (EF)) (New B/N number pending)

PW Department see Instructions in NAVFAC MO-321

Requestor see Instructions on Reverse Side

PART 1---REQUEST (Filled out by Requestor)

1. FROM: Range Control, Range Control Division
2. REQUEST NO.: B060-RC021
3. TO: Base Maintenance
4. DATE OF REQUEST: 20030106
5. REQUEST FOR: [ ] COST ESTIMATE [X] PERFORMANCE OF WORK
5a. REQUEST WORK START: ASAP
6. FOR FURTHER INFORMATION CALL: MSgt Wannemacher at 451-5803
7. SKETCH/PLAN ATTACHED: [ ] YES [X] NO
8. DESCRIPTION OF WORK AND JUSTIFICATION *(Including location, type, size, quantity, etc.)*

Request to have Bldg. 54 sprayed for ants

WOPS
2a
Hernmpc

9. FUNDS CHARGEABLE
10. SIGNATURE *(Requesting Official)* James J. Helring, Range Control Officer, Range ContDiv

PART II---COST ESTIMATE
(Filled out by Maintenance Control Division if estimate requested)

11. TO
12. ESTIMATE NO.

13. COST ESTIMATE	
a. Labor	
b. Material	
c. Overhead and/or Surcharge	
d. Equipment Rental/Usage	
e. Contingency	
f. Total	

14. SKETCH/PLAN ATTACHED [ ] YES [ ] NO

15.
[ ] APPROVED PROGRAMMING TO START IN _____
[ ] APPROVED PROGRAMMING TO START IN _____
PROGRAMMING TO START IN _____, IF AUTHORIZED BY 25TH OF _____ AND FUNDS ARE MADE AVAILABLE.
[ ] DISAPPROVED. *(See Reverse Side)*

16. SIGNATURE
17. DATE

PART III---ACTION (Filled out by Requestor)

18. TO

19. AUTHORIZATION TO PROCEED IS ATTACHED *(Check one if other than PW funds are involved)*
[ ] NAVCOMPT 140 [ ] OTHER

20. WORK REQUESTED
[ ] HAS BEEN CANCELLED [ ] HAS BEEN DEFERRED [ ] WILL BE PERFORMED BY OTHERS

21. SIGNATURE
22. DATE

(See Part IV on Reverse Side)

WORK REQUEST (MAINTENANCE MANAGEMENT)

NAVFAC 9-11014/20 (REV. 2/94 (EF)) (New S/N number pending)

PW Department see instructions in NAVFAC MO-321

Requestor see instructions on Reverse Side

PART 1--REQUEST (Filled out by Requestor)

1. FROM Director, Range Control Division, Bldg 54 Req Code: B060

2. REQUEST NO. 20030102

3. TO Base Maintenance-Locksmith

4. DATE OF REQUEST 20030102

5. REQUEST FOR [ ] COST ESTIMATE [X] PERFORMANCE OF WORK

5a. REQUEST WORK START ASAP

6. FOR FURTHER INFORMATION CALL Mary Ann Jurewicz 451-3733

7. SKETCH/PLAN ATTACHED [ ] YES [X] NO

8. DESCRIPTION OF WORK AND JUSTIFICATION *(Including location, type, size, quantity, etc.)*

Request to have the release handle of exit door located at the end of the middle wing serviced. The handle has come apart from the door.

03-34230

45
01

9. FUNDS CHARGEABLE

10. SIGNATURE *(Requesting Official)* D. J. Hashagen, Sr.

PART II--COST ESTIMATE
(Filled out by Maintenance Control Division if estimate requested)

11. TO

12. ESTIMATE NO.

13. COST ESTIMATE	
a. Labor	
b. Material	
c. Overhead and/or Surcharge	
d. Equipment Rental/Usage	
e. Contingency	
f. Total	

14. SKETCH/PLAN ATTACHED [ ] YES [ ] NO

15.
[ ] APPROVED PROGRAMMING TO START IN _____
[ ] APPROVED PROGRAMMING TO START IN _____
PROGRAMMING TO START IN _____, IF AUTHORIZED BY 25TH OF _____ AND FUNDS ARE MADE AVAILABLE.
[ ] DISAPPROVED. *(See Reverse Side)*

16. SIGNATURE

17. DATE

PART III--ACTION (Filled out by Requestor)

18. TO

19. AUTHORIZATION TO PROCEED IS ATTACHED *(Check one if other than PW funds are involved)* [ ] NAVCOMPT 140 [ ] OTHER

20. WORK REQUESTED [ ] HAS BEEN CANCELLED [ ] HAS BEEN DEFERRED [ ] WILL BE PERFORMED BY OTHERS

21. SIGNATURE

22. DATE

(See Part IV on Reverse Side)

WORK REQUEST ROUTING SLIP
MCBCL 4400/46 (REV. 2-91)

54

THIS WORK SHEET MUST BE USED FOR ALL WORK REQUESTS SUBMITTED TO BASE MAINTENANCE WORK RECEPTION, CAMP LEJEUNE

WORK REQUEST NO.	SKETCH/PLAN ATTACHED	DATE RECEIVED
B060 1114A	☑ YES ☐ NO	11/18/02

ACTION	IN	OUT	INITIAL	REMARKS
Harm	11/18		AJ	03-18725 / ~~03-18724~~
P&E		11/18	CJH	Cost est electrical (HOT)
Davis	11/19	11/29		
Harm	11/21	12/3	LHD	Cost Est Complete - Refer To Cost
Davis	12/3	12/4		Category On Maximo For Estimate Total.
				(F/03-18725)
				$2,685 oc
12	12/4		LHD	Ticket To WC41 ELT

54

Panel "P1" - GE THQB
Paul Peterson (Room 119B)
(910) 219-1784

Route / Install (5) new 120V 20A Circuits Thru Spare Conduits From Panel P1 In Hallway Area To Room 105. In Room 105, Install (4) 120 Volt 20A Ckts, (4) 4" Sq Boxes & (4) Duplexes ((1) per Box) On Back Side Under Floor @ Equip Rack. See POC For Exact Location. (Plug In Equip)

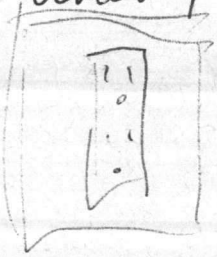

- Front of Room: Install (1) New 120V 20A Ckt Along w/ (2) Exist 20A Ckts Under Floor To Equip Rack Near Front Of Room. (Hardwire Equip) See POC For Exact Location

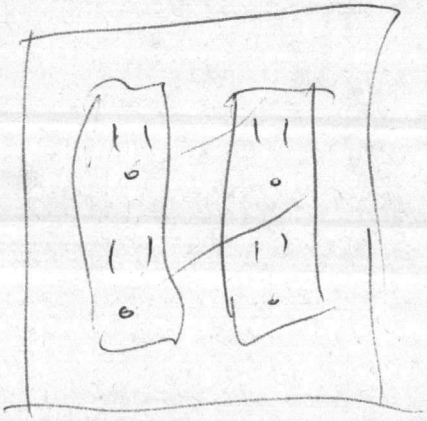

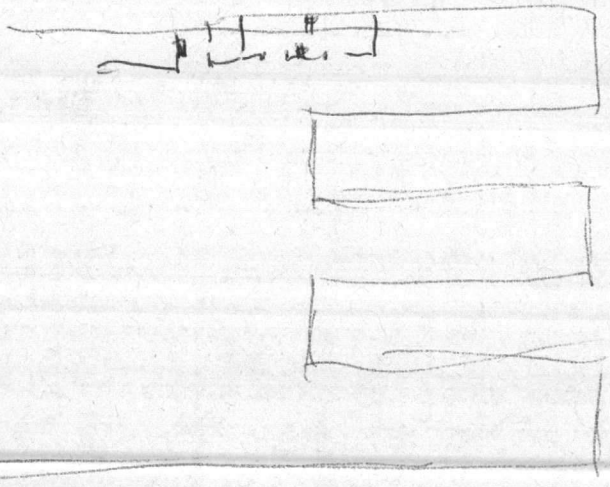

PW Department see instructions in NAVFAC MO-321

WORK REQUEST (MAINTENANCE MANAGEMENT)

NAVFAC 9-11014/20 (REV. 2/94 (EF)) (New S/N number pending)

Requestor see Instructions on Reverse Side

PART 1---REQUEST (Filled out by Requestor)

1. FROM RANGE CONTROL, RANGE OPERATIONS DIVISION REQ CODE: B060

2. REQUEST NO. 1114A-B060

3. TO BASE MAINTENANCE

4. DATE OF REQUEST 20021114

5. REQUEST FOR [ ] COST ESTIMATE [X] PERFORMANCE OF WORK

5a. REQUEST WORK START ASAP

6. FOR FURTHER INFORMATION CALL PAUL PETERSON 219-1784

7. SKETCH/PLAN ATTACHED [X] YES [ ] NO

8. DESCRIPTION OF WORK AND JUSTIFICATION *(Including location, type, size, quantity, etc.)*

REFER TO WORK REQUEST NO 1105A-B060 DATED 20021105, TICKET NUMBER 03-14374. ADD ON ONE (1) MORE POWER DROP - 20AMP GOING TO ROOM 105, BLDG 54 AND REROUTE TWO CURRENT DROPS SO THAT THEY GO UNDER THE FLOOR TO THE EQUIPMENT RACK.

THIS IS AN EMERGENCY

03 18725

Bldg 54

Haemon

9. FUNDS CHARGEABLE

10. SIGNATURE *(Requesting Official)* DONALD J. HASHAGEN, SR. DIR, RCD

PART II---COST ESTIMATE

(Filled out by Maintenance Control Division if estimate requested)

11. TO

12. ESTIMATE NO.

13. COST ESTIMATE

a. Labor	
b. Material	
c. Overhead and/or Surcharge	
d. Equipment Rental/Usage	
e. Contingency	
f. Total	

14. SKETCH/PLAN ATTACHED [ ] YES [ ] NO

15. [ ] APPROVED PROGRAMMING TO START IN _____

[ ] APPROVED PROGRAMMING TO START IN _____

PROGRAMMING TO START IN _____, IF AUTHORIZED BY 26TH OF _____ AND FUNDS ARE MADE AVAILABLE.

[ ] DISAPPROVED. *(See Reverse Side)*

16. SIGNATURE

17. DATE

PART III---ACTION (Filled out by Requestor)

18. TO

19. AUTHORIZATION TO PROCEED IS ATTACHED *(Check one if other than PW funds are involved)* [ ] NAVCOMPT 140 [ ] OTHER

20. WORK REQUESTED [ ] HAS BEEN CANCELLED [ ] HAS BEEN DEFERRED [ ] WILL BE PERFORMED BY OTHERS

21. SIGNATURE

22. DATE

(See Part IV on Reverse Side)

WORK REQUEST ROUTING SLIP
MCBCL 4400/46 (REV. 2-91)

54

THIS WORK SHEET MUST BE USED FOR ALL WORK REQUESTS SUBMITTED TO BASE MAINTENANCE WORK RECEPTION, CAMP LEJEUNE

WORK REQUEST NO.	SKETCH/PLAN ATTACHED	DATE RECEIVED
B060 1105A	☒ YES ☐ NO	11/18/02

ACTION	IN	OUT	INITIAL	REMARKS
Harm	11/18		AJ	03-18721
Harm	11/19	11/29		Cost Est
✓ HC	11/21		~~LHD~~	This Request To Be Accomplished
				Under Tic # 03-18725-
				This Request Completed Out.

PW Department see instructions in NAVFAC MO-321

WORK REQUEST (MAINTENANCE MANAGEMENT)

NAVFAC 9-11014/20 (REV. 2/94 (EF)) (New S/N number pending)

Requestor see instructions on Reverse Side

PART 1--REQUEST (Filled out by Requestor)

1. FROM RANGE CONTROL, RANGE OPERATIONS DIVISION REQ CODE:B060

2. REQUEST NO. 1105A-B060

3. TO BASE MAINTENANCE

4. DATE OF REQUEST 20021105

5. REQUEST FOR [ ] COST ESTIMATE [X] PERFORMANCE OF WORK

5a. REQUEST WORK START ASAP

6. FOR FURTHER INFORMATION CALL PAUL PETERSON 219-1784

7. SKETCH/PLAN ATTACHED [X] YES [ ] NO

8. DESCRIPTION OF WORK AND JUSTIFICATION *(including location, type, size, quantity, etc.)*

REQUEST TO INSTALL IN ROOM 105, BLDG 54 - FOUR (4) 20 AMP CIRCUIT BREAKERS IN EITHER POWER BOX L1 OR P1. RUN LINES FROM POWER BOX TO ROOM 105 PER ATTACHED DRAWING.

03/18721

Hamon

9. FUNDS CHARGEABLE

10. SIGNATURE *(Requesting Official)* DONALD J. HASHAGEN, SR.DIR,RCD

PART II--COST ESTIMATE

(Filled out by Maintenance Control Division if estimate requested)

11. TO

12. ESTIMATE NO.

13. COST ESTIMATE

a. Labor

b. Material

c. Overhead and/or Surcharge

d. Equipment Rental/Usage

e. Contingency

f. Total

14. SKETCH/PLAN ATTACHED [ ] YES [ ] NO

15. [ ] APPROVED PROGRAMMING TO START IN

[ ] APPROVED PROGRAMMING TO START IN

PROGRAMMING TO START IN , IF AUTHORIZED BY 25TH OF AND FUNDS ARE MADE AVAILABLE.

[ ] DISAPPROVED. *(See Reverse Side)*

16. SIGNATURE

17. DATE

PART III--ACTION (Filled out by Requestor)

18. TO

19. AUTHORIZATION TO PROCEED IS ATTACHED *(Check one if other than PW funds are involved)* [ ] NAVCOMPT 140 [ ] OTHER

20. WORK REQUESTED [ ] HAS BEEN CANCELLED [ ] HAS BEEN DEFERRED [ ] WILL BE PERFORMED BY OTHERS

21. SIGNATURE

22. DATE

(See Part IV on Reverse Side)

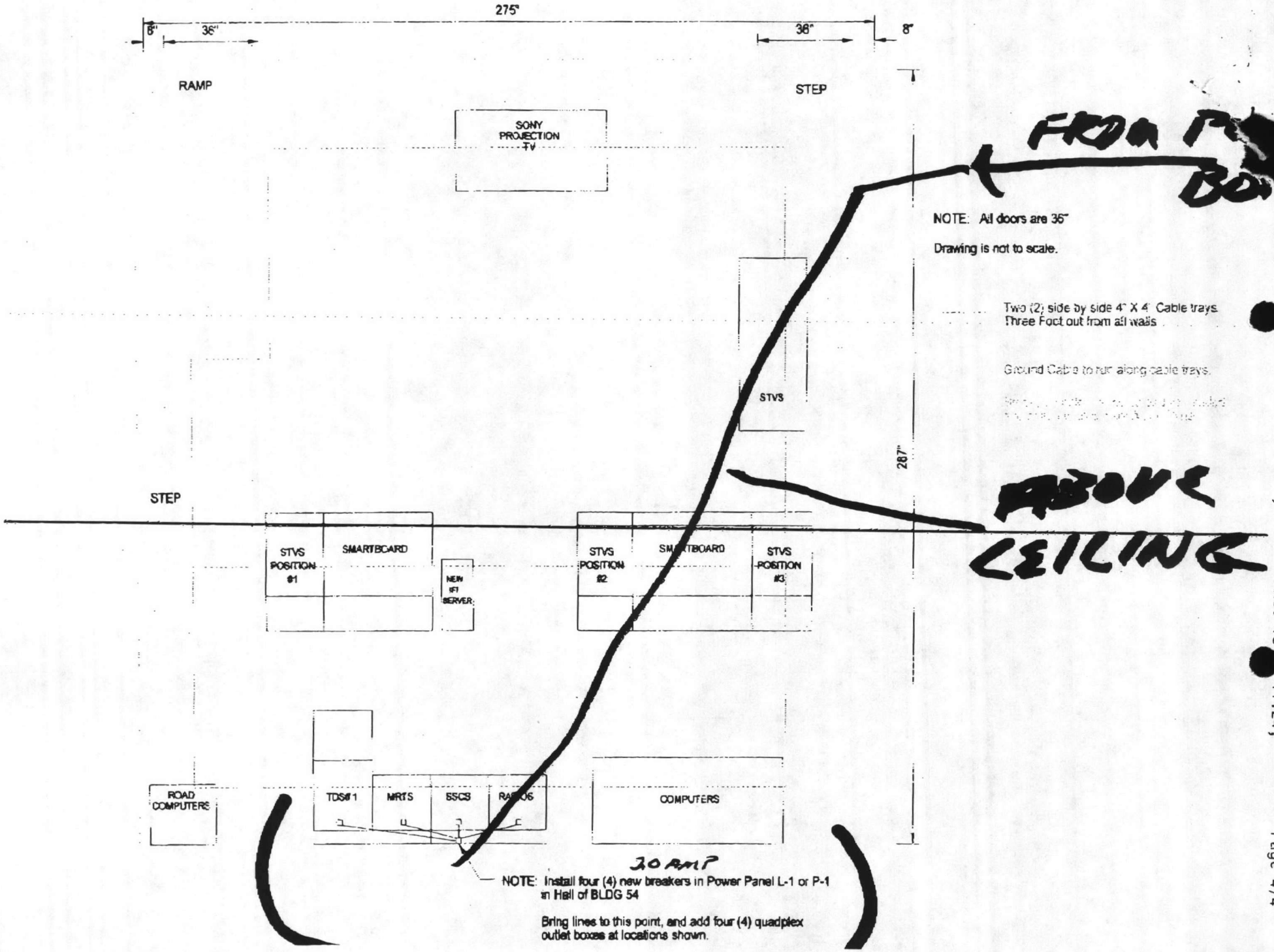
275"
6"
36"
36"
8"
RAMP
STEP
SONY PROJECTION TV
STVS
287"
STEP
STVS POSITION #1
SMARTBOARD
NEW IFT SERVER
STVS POSITION #2
SMARTBOARD
STVS POSITION #3
ROAD COMPUTERS
TDS#1
MRTS
SSCS
RADIOS
COMPUTERS
NOTE: All doors are 36"
Drawing is not to scale.
Two (2) side by side 4" X 4" Cable trays. Three Foot out from all walls
Ground Cable to run along cable trays.
FROM P BO
ABOVE CEILING
30 AMP
NOTE: Install four (4) new breakers in Power Panel L-1 or P-1 in Hall of BLDG 54
Bring lines to this point, and add four (4) quadplex outlet boxes at locations shown.

WORK REQUEST (MAINTENANCE MANAGEMENT)

NAVFAC 9-11014/20 (REV. 2/94 (EF)) (New S/N number pending)

PW Department see Instructions in NAVFAC MO-321

Requestor see Instructions on Reverse Side

PART 1--REQUEST (Filled out by Requestor)

1. FROM Director, Range Control Division, Bldg 54 Req Code: B060

2. REQUEST NO. 20021115

3. TO Base Maintenance-Locksmith

4. DATE OF REQUEST 20021115

5. REQUEST FOR ☐ COST ESTIMATE ☒ PERFORMANCE OF WORK

5a. REQUEST WORK START ASAP

6. FOR FURTHER INFORMATION CALL Mary Ann Jurewicz 451-3733

7. SKETCH/PLAN ATTACHED ☐ YES ☒ NO

8. DESCRIPTION OF WORK AND JUSTIFICATION *(Including location, type, size, quantity, etc.)*

Request to have the door knob serviced on exterior door of room 103B. The knob is starting to come loose from the door.

03-18250

9. FUNDS CHARGEABLE

10. SIGNATURE (Initiating Official) D. J. Hashagen, Sr.

PART II--COST ESTIMATE

(Filled out by Maintenance Control Division if estimate requested)

11. TO

12. ESTIMATE NO.

13. COST ESTIMATE	
a. Labor	
b. Material	
c. Overhead and/or Surcharge	
d. Equipment Rental/Usage	
e. Contingency	
f. Total	

14. SKETCH/PLAN ATTACHED ☐ YES ☐ NO

15.
- ☐ APPROVED PROGRAMMING TO START IN _____
- ☐ APPROVED PROGRAMMING TO START IN _____
- PROGRAMMING TO START IN _____, IF AUTHORIZED BY 25TH OF _____ AND FUNDS ARE MADE AVAILABLE.
- ☐ DISAPPROVED. *(See Reverse Side)*

16. SIGNATURE

17. DATE

PART III--ACTION (Filled out by Requestor)

18. TO

19. AUTHORIZATION TO PROCEED IS ATTACHED *(Check one if other than PW funds are involved)* ☐ NAVCOMPT 140 ☐ OTHER

20. WORK REQUESTED ☐ HAS BEEN CANCELLED ☐ HAS BEEN DEFERRED ☐ WILL BE PERFORMED BY OTHERS

21. SIGNATURE

22. DATE

(See Part IV on Reverse Side)

WORK REQUEST (MAINTENANCE MANAGEMENT)

NAVFAC 9-11014/20 (REV. 2/94 (EF)) **(New S/N number pending)**

PW Department see instructions in NAVFAC MO-321

Requestor see instructions on Reverse Side

PART 1---REQUEST (Filled out by Requestor) B061

1. FROM Training and Operations Department	2. REQUEST NO. 348-02
3. TO Base Maintenance Officer	4. DATE OF REQUEST 20021107
5. REQUEST FOR ☐ COST ESTIMATE ☒ PERFORMANCE OF WORK	5a. REQUEST WORK START ASAP
6. FOR FURTHER INFORMATION CALL Paty Pragji 451-8373	7. SKETCH/PLAN ATTACHED ☒ YES ☐ NO

8. DESCRIPTION OF WORK AND JUSTIFICATION *(Including location, type, size, quantity, etc.)*

Request Base Maintenance provide locks and keys for the doors marked 1, 2,3, 4 and 5 on the attached diagram. Locks 1, 2, and 3 should be keyed alike. Please provide 10 keys for doors 1, 2 and 3. Doors are on a wing of Building 54.

JUSTIFICATION: Wing of building now houses the Training Resources Management Division of T & O Department. There are several offices with occupants in this wing.

03-15412 LKS NB Nov 6, 2002 1400

9. FUNDS CHARGEABLE	10. SIGNATURE *(Requesting Official)* M Bruhn

PART II---COST ESTIMATE
(Filled out by Maintenance Control Division if estimate requested)

11. TO	12. ESTIMATE NO.

13. COST ESTIMATE		14. SKETCH/PLAN ATTACHED ☐ YES ☐ NO
a. Labor		15.
b. Material		☐ APPROVED PROGRAMMING TO START IN _____
C. Overhead and/or Surcharge		☐ APPROVED PROGRAMMING TO START IN _____
d. Equipment Rental/Usage		PROGRAMMING TO START IN _____, IF AUTHORIZED BY 25TH OF _____ AND FUNDS ARE MADE AVAILABLE.
e. Contingency		☐ DISAPPROVED. *(See Reverse Side)*
f. **Total**		16. SIGNATURE / 17. DATE

PART III---ACTION (Filled out by Requestor)

18. TO

19. AUTHORIZATION TO PROCEED IS ATTACHED *(Check one if other than PW funds are involved)* ☐ NAVCOMPT 140 ☐ OTHER	20. WORK REQUESTED ☐ HAS BEEN CANCELLED ☐ HAS BEEN DEFERRED ☐ WILL BE PERFORMED BY OTHERS
21. SIGNATURE	22. DATE

(See Part IV on Reverse Side)

Layout of Room 101F, Bldg 54 for TRMD (Ver 4)

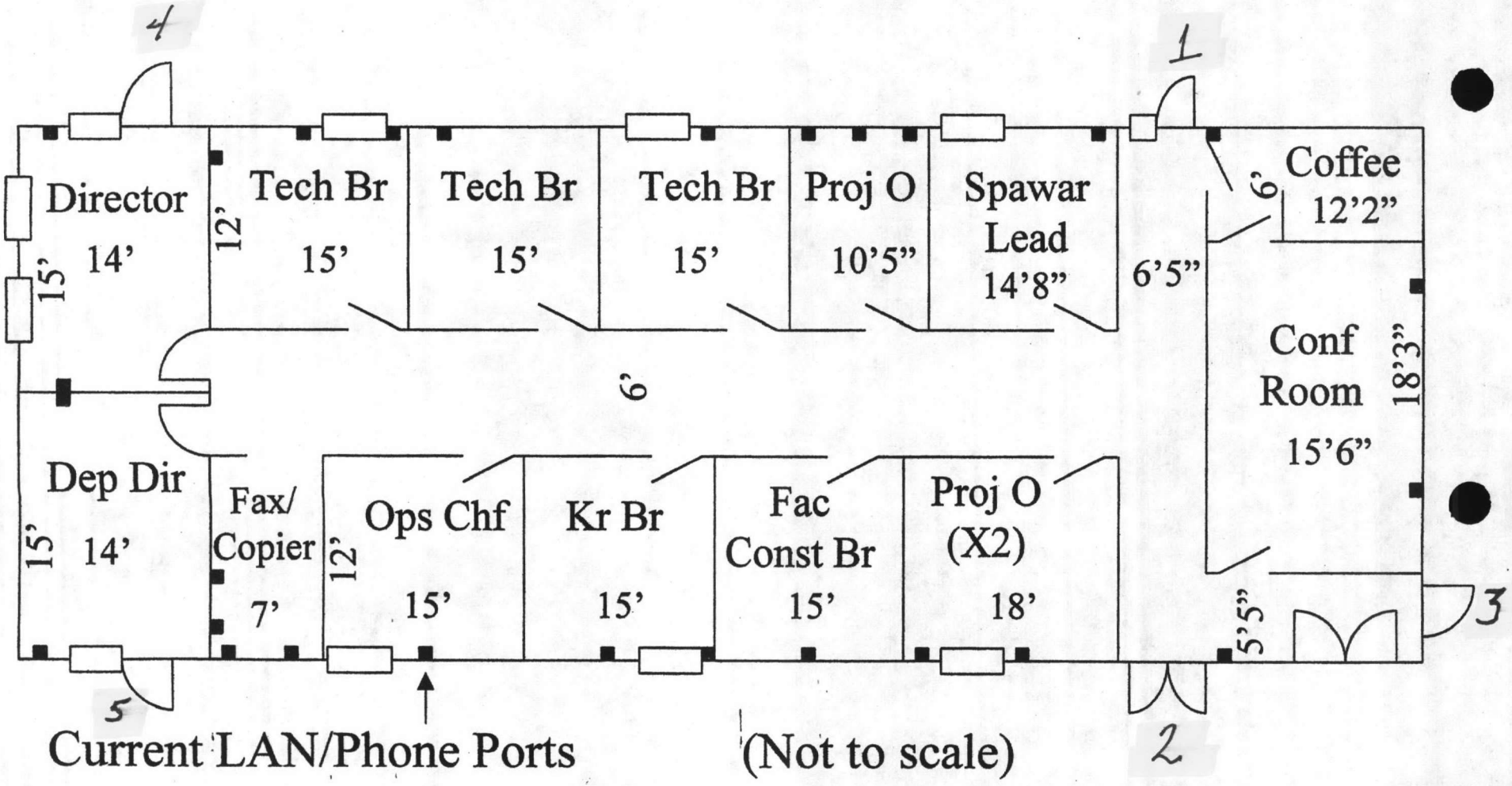

WORK REQUEST ROUTING SLIP
MCBCL 4400/46 (REV. 2-91)

Bldg 54

THIS WORK SHEET MUST BE USED FOR ALL WORK REQUESTS SUBMITTED TO BASE MAINTENANCE WORK RECEPTION, CAMP LEJEUNE

WORK REQUEST NO.	SKETCH/PLAN ATTACHED	DATE RECEIVED
B060 2002/029	☐ YES ☒ NO	30 Oct 02

ACTION	IN	OUT	INITIAL	REMARKS
Review	30 Oct		PAP	MAXIMO 03-12163 - 43 (Shop)
20	10-31		gr	→ Shop - 03-13244

WORK REQUEST (MAINTENANCE MANAGEMENT)
NAVFAC 9-11014/20 (REV. 2/94 (EF)) (New S/N number pending)

PW Department see instructions in NAVFAC MO-321

Requestor see instructions on Reverse Side Ticket-03-12163

PART 1--REQUEST (Filled out by Requestor)

1. FROM Director, Range Control Division, Bldg 54 Req Code: B060
2. REQUEST NO. 20021029
3. TO Base Maintenance
4. DATE OF REQUEST 20021029
5. REQUEST FOR [ ] COST ESTIMATE [X] PERFORMANCE OF WORK
5a. REQUEST WORK START ASAP
6. FOR FURTHER INFORMATION CALL SSgt Small 451-4264 GySgt ParraMilk 451-4263
7. SKETCH/PLAN ATTACHED [ ] YES [X] NO
8. DESCRIPTION OF WORK AND JUSTIFICATION *(Including location, type, size, quantity, etc.)*

Request to have the window in Room 121 repaired. Currently, the window will not stay closed if it's unlatched, (the top section falls). The window needs to have ability to stay open for ventilation when spray mounting is done and closed easily for building security daily.

Due to that this will be the 5th window to be repaired for the same reason, request that all windows in Bldg 54 be inspected by a Base Maintenance employee and idenify those needing repair.

03-13244 TB Review

9. FUNDS CHARGEABLE
10. SIGNATURE *(Requesting Official)* D. J. Hashagen, Sr.

PART II--COST ESTIMATE
(Filled out by Maintenance Control Division if estimate requested)

11. TO
12. ESTIMATE NO.
13. COST ESTIMATE
14. SKETCH/PLAN ATTACHED [ ] YES [ ] NO

a. Labor	
b. Material	
c. Overhead and/or Surcharge	
d. Equipment Rental/Usage	
e. Contingency	
f. Total	

15.
[ ] APPROVED PROGRAMMING TO START IN _____
[ ] APPROVED PROGRAMMING TO START IN _____
PROGRAMMING TO START IN _____, IF AUTHORIZED BY 25TH OF _____ AND FUNDS ARE MADE AVAILABLE.
[ ] DISAPPROVED. *(See Reverse Side)*

16. SIGNATURE
17. DATE

PART III--ACTION (Filled out by Requestor)

18. TO
19. AUTHORIZATION TO PROCEED IS ATTACHED *(Check one if other than PW funds are involved)* [ ] NAVCOMPT 140 [ ] OTHER
20. WORK REQUESTED [ ] HAS BEEN CANCELLED [ ] HAS BEEN DEFERRED [ ] WILL BE PERFORMED BY OTHERS
21. SIGNATURE
22. DATE

(See Part IV on Reverse Side)

54

WORK REQUEST ROUTING SLIP
MCBCL 4400/46 (REV. 2-91)

THIS WORK SHEET MUST BE USED FOR ALL WORK REQUESTS SUBMITTED TO BASE MAINTENANCE WORK RECEPTION, CAMP LEJEUNE

WORK REQUEST NO.	SKETCH/PLAN ATTACHED	DATE RECEIVED
B060 0825	☐ YES ☒ NO	26 Aug 02

ACTION	IN	OUT	INITIAL	REMARKS
Review	26 Aug		PSP	MAXIMO 02-171069
93				Bill
93		10/4	DS	CONTACTED MR. HEIRING
				TO PU 2x2 Files
		10/10	MAO	P.O.C. will Send Someone over.
				MATERIAL RECEIVED
				PRINT NAME Ruth Morris DATE 10/10/02
				SIGNATURE Ruth Morris
93		10/10	DS	COMPLETED MAXIMO

WORK REQUEST (MAINTENANCE MANAGEMENT)
NAVFAC 9-11014/20 (REV. 2/94 (EF)) (New S/N number pending)

PW Department see Instructions in NAVFAC MO-321

Requestor see Instructions on Reverse Side

PART 1---REQUEST (Filled out by Requestor)

1. FROM Director, Range Control Division, Bldg 54 — Req Code B060
2. REQUEST NO. B060-0825
3. TO Base Maintenance
4. DATE OF REQUEST 20020825
5. REQUEST FOR [ ] COST ESTIMATE [X] PERFORMANCE OF WORK
5a. REQUEST WORK START ASAP
6. FOR FURTHER INFORMATION CALL Mary Ann Jurewicz 451-3733
7. SKETCH/PLAN ATTACHED [ ] YES [X] NO

8. DESCRIPTION OF WORK AND JUSTIFICATION *(Including location, type, size, quantity, etc.)*

1) Request to have seven (7) ceiling tiles replaced in Room 111 due to water leakage

2) Request to have door closure repaired/replaced in female head located across from Room 141C.

02-171066 (63)

02-171069_Rev
63
Review

9. FUNDS CHARGEABLE
10. SIGNATURE *(Requesting Official)* D. L. Hashagen, Sr. Dir, RCD

PART II--COST ESTIMATE
(Filled out by Maintenance Control Division if estimate requested)

11. TO
12. ESTIMATE NO.

13. COST ESTIMATE	
a. Labor	
b. Material	
c. Overhead and/or Surcharge	
d. Equipment Rental/Usage	
e. Contingency	
f. Total	

14. SKETCH/PLAN ATTACHED [ ] YES [ ] NO

15.
[ ] APPROVED PROGRAMMING TO START IN _____
[ ] APPROVED PROGRAMMING TO START IN _____
PROGRAMMING TO START IN _____, IF AUTHORIZED BY 25TH OF _____ AND FUNDS ARE MADE AVAILABLE.
[ ] DISAPPROVED. *(See Reverse Side)*

16. SIGNATURE
17. DATE

PART III---ACTION (Filled out by Requestor)

18. TO

19. AUTHORIZATION TO PROCEED IS ATTACHED *(Check one if other than PW funds are involved)* [ ] NAVCOMPT 140 [ ] OTHER

20. WORK REQUESTED [ ] HAS BEEN CANCELLED [ ] HAS BEEN DEFERRED [ ] WILL BE PERFORMED BY OTHERS

21. SIGNATURE
22. DATE

(See Part IV on Reverse Side)

WORK REQUEST (MAINTENANCE MANAGEMENT)

NAVFAC 9-11014/20 (REV. 2/94 (EF)) (New S/N number pending)

PW Department see instructions in NAVFAC MO-321

Requestor see Instructions on Reverse Side

PART 1--REQUEST (Filled out by Requestor)

1. FROM Range Control Division, Bldg 54, Camp Lej Req Code - B060

2. REQUEST NO. 20021001-B060

3. TO Base Maintenance- Locksmith

4. DATE OF REQUEST 20021001

5. REQUEST FOR [ ] COST ESTIMATE [X] PERFORMANCE OF WORK

5a. REQUEST WORK START ASAP

6. FOR FURTHER INFORMATION CALL Mary Ann Jurewicz 451-3733

7. SKETCH/PLAN ATTACHED [ ] YES [X] NO

8. DESCRIPTION OF WORK AND JUSTIFICATION *(Including location, type, size, quantity, etc.)*

Request to have four (4) copies of key 31A6 made.

B45

03-1810

9. FUNDS CHARGEABLE

10. SIGNATURE *(Requesting Official)* D.J. Hashagen, Sr.

PART II--COST ESTIMATE

(Filled out by Maintenance Control Division if estimate requested)

11. TO

12. ESTIMATE NO.

13. COST ESTIMATE	
a. Labor	
b. Material	
c. Overhead and/or Surcharge	
d. Equipment Rental/Usage	
e. Contingency	
f. Total	

14. SKETCH/PLAN ATTACHED [ ] YES [ ] NO

15.

[ ] APPROVED PROGRAMMING TO START IN _____

[ ] APPROVED PROGRAMMING TO START IN _____

PROGRAMMING TO START IN _____, IF AUTHORIZED BY 25TH OF _____ AND FUNDS ARE MADE AVAILABLE.

[ ] DISAPPROVED. *(See Reverse Side)*

16. SIGNATURE

17. DATE

PART III--ACTION (Filled out by Requestor)

18. TO

19. AUTHORIZATION TO PROCEED IS ATTACHED *(Check one if other than PW funds are involved)* [ ] NAVCOMPT 140 [ ] OTHER

20. WORK REQUESTED [ ] HAS BEEN CANCELLED [ ] HAS BEEN DEFERRED [ ] WILL BE PERFORMED BY OTHERS

21. SIGNATURE

22. DATE

(See Part IV on Reverse Side)

54

2R051CN

WORK REQUEST ROUTING SLIP
MCBCL 4400/46 (REV. 2-91)

THIS WORK SHEET MUST BE USED FOR ALL WORK REQUESTS SUBMITTED TO BASE MAINTENANCE WORK RECEPTION, CAMP LEJEUNE

WORK REQUEST NO.	SKETCH/PLAN ATTACHED	DATE RECEIVED
20011214	☐ YES ☐ NO	12-14-01

ACTION	IN	OUT	INITIAL	REMARKS
PE Whaley	12/14 12/18	12/17 1/22		02-95373
				Cost Est. please, need elect.
				Also for sw. ticket. Make sure
				Complies with Fire Code.
		1/22	Doug	
4 CAD Hanna	1/22			Cost Est Complete
				RETURN 1-22-02
				SEE COST ESTIMATE
Shiela		1/23	CJN	R-1 w/cost est

RETURN
SEE COST ESTIMATE

UNITED STATES MARINE CORPS
MARINE CORPS BASE
PSC Box 20004
Camp Lejeune, North Carolina 28542-0004

IN REPLY REFER TO:
11014
IEPO
SEP 25 2002

MEMORANDUM

From: Operations Branch, Public Works Division, Marine Corps Base, Camp Lejeune
To: Design Branch, Public Works Division, Marine Corps Base, Camp Lejeune

Subj: MODIFICATIONS OF RM 101F, BLDG 54 R1 PROJECT 2R051CN

Encl: (1) Dir, Range Ops WR 20011214 MAXIMO 02-95373

1. The enclosure is forwarded for design and award during FY03.

2. Point of contact is G. Shoemaker at 451-0878.

E. W. WINBERRY
Director, Operations Branch

Blind copy:
Work Reception
Contracts
H. Manheim

Writer: H. Manheim, 451-0891
Typist: M. Addington, 23 SEP 2002

RANGE OPERATIONS DIVISION

MARINE CORPS BASE
PSC BOX 20004
CAMP LEJEUNE, NORTH CAROLINA 28542-0004

PHONE: DSN 751-3733 COMM: (910) 451-3733
FAX: DSN 751-1593 COMM: (910) 451-1593

To: Base Maint **From:** Range Ops Div

Fax: 451-3013 **Pages:** 3 including cover

Phone: **Date:** 12/14/01

Re: **CC:**

☐ **Urgent** ☐ **For Review** ☐ **Please Comment** ☐ **Please Reply** ☐ **Please Recycle**

• **Comments:**

Enclosure (1)

WORK REQUEST (MAINTENANCE MANAGEMENT)
NAVFAC 9-11014/20 (REV. 2/94 (EF)) (New S/N number pending)

PW Department see Instructions in NAVFAC MO-321

Requestor see instructions on Reverse Side

PART 1—REQUEST (Filled out by Requestor)

1. FROM Director, Range Operations Div, Bldg 54
2. REQUEST NO. 20011214-B060
3. TO Base Maintenance
4. DATE OF REQUEST 20011214
5. REQUEST FOR [X] COST ESTIMATE [X] PERFORMANCE OF WORK
5a. REQUEST WORK START
6. FOR FURTHER INFORMATION CALL
Maj Arsenault @ 451-4536 or GySgt Donnell 451-1480
7. SKETCH/PLAN ATTACHED [X] YES [ ] NO

8. DESCRIPTION OF WORK AND JUSTIFICATION *(Including location, type, size, quantity, etc.)*

Request to modify work space in Room 101F, Bldg 54

Sketch plan is attached. Cost estimate requested.

Justification: To consolidate LCTV 10 newsroom personnel into one centralized location.

PE

9. FUNDS CHARGEABLE
10. SIGNATURE *(Requesting Officer)* D. J. Hashagen, Jr.

PART II---COST ESTIMATE
(Filled out by Maintenance Control Division if estimate requested)

11. TO
12. ESTIMATE NO.

13. COST ESTIMATE	
a. Labor	
b. Material	
c. Overhead and/or Surcharge	
d. Equipment Rental/Usage	
e. Contingency	
f. Total	

14. SKETCH/PLAN ATTACHED [ ] YES [ ] NO

15.
[ ] APPROVED PROGRAMMING TO START IN _____
[ ] APPROVED PROGRAMMING TO START IN _____
PROGRAMMING TO START IN _____, IF AUTHORIZED BY 25TH OF _____ AND FUNDS ARE MADE AVAILABLE.
[ ] DISAPPROVED. *(See Reverse Side)*

16. SIGNATURE
17. DATE

PART III---ACTION (Filled out by Requestor)

18. TO

19. AUTHORIZATION TO PROCEED IS ATTACHED *(Check one if other than PW funds are involved)*
[ ] NAVCOMPT 140 [ ] OTHER

20. WORK REQUESTED
[ ] HAS BEEN CANCELLED [ ] HAS BEEN DEFERRED [ ] WILL BE PERFORMED BY OTHERS

21. SIGNATURE
22. DATE

(See Part IV on Reverse Side)

ENCLOSURE ( )

ENCLOSURE (2)

Estimate Information

Project	CONSTRUCT NEW WALLS & CEILING, MODIFY HVAC, REPLACE LIGHTING & INSTALL NEW OUTLETS IN BLDG 54 (LCTV10)
Labor Rate Table	2000 RS Means Base Rates
Equipment Rate Table	2000 RS Means Equipment Rates
Client	DIRECTOR, RANGE OPS DIV
Address	BLDG 54
	CAMP LEJEUNE MCB NC 28542
Phone	POC: GYSGT DONNELL 451-1480

ENCLOSURE (2)

CSI	Item Description	Quantity	Unit	Labor	Materials	Subs	Equipment	Other	Total
06100	Rough Carpentry								
6110550	**Part,wd std W/sgl bot pl,dbl tp pl,std&btr lbr,2"x4" std,12' H,16" OC**	**236.0**	**lnft**	**1,333.40**	**1,118.64**				**2,452.04**
	Rough Carpentry Total			1,333.40	1,118.64				2,452.04
06200	Finish Carpentry								
6220200	**Moldings, base, stock pine, 9/16" x 4.5"**	**388.0**	**lnft**	**438.44**	**496.64**				**935.08**
	Finish Carpentry Total			438.44	496.64				935.08
08100	Metal Doors & Frames								
8110250	**Door frs,st chans W/ahr&bar stops,6" chan @ 8.2#/LF,3'x7' dr,wt 150#**	**14.0**	**each**	**1,113.00**	**1,512.00**		**90.30**		**2,715.30**
	Metal Doors & Frames Total			1,113.00	1,512.00		90.30		2,715.30
[illegible]8200	Wood & Plastic Doors								
[illegible]210950	**Wood FR dr,part core,7 ply stile,"b" lbl,1 hr,birch face,3'-0"x6'-8"**	**14.0**	**each**	**483.00**	**2,422.00**				**2,905.00**
	Wood & Plastic Doors Total			483.00	2,422.00				2,905.00
08700	Hardware								
8710520	**Hinges, full mortise, avg. freq., steel base, 4-1/2"x 4-1/2", us26d**	**21.0**	**pair**		**472.50**				**472.50**
8710650	**Lockset, std dty, cylindrical, w/sectional trim, keyed, sgl cyl function**	**14.0**	**each**	**315.00**	**924.00**				**1,239.00**
	Hardware Total			315.00	1,396.50				1,711.50
09100	Metal Support Assemblies								
9130100	**Suspension systems for boards & tile, class A, 15/16" T bar, 2' x 2' grid**	**3,000.0**	**sqft**	**1,050.00**	**1,200.00**				**2,250.00**
	Metal Support Assemblies Total			1,050.00	1,200.00				2,250.00
09200	Plaster & Gypsum Board								
9250500	**Ceilings, gypsum drwl, fire rated, finished, over 8' high, 5/8" thick**	**32.0**	**sqft**	**23.36**	**9.28**				**32.64**
9250600	**Drywall, taping and finishing joints, add**	**5,664.0**	**sqft**	**1,302.72**	**226.56**				**1,529.28**
	Plaster & Gypsum Board Total			1,326.08	235.84				1,561.92
09500	Ceilings								
9510760	**Suspended clg,NO carr chan,mnrl fiber,9/16"Tbar susp,2'x2'x5/8"**	**3,000.0**	**sqft**	**2,700.00**	**5,700.00**				**8,400.00**
	Ceilings Total			2,700.00	5,700.00				8,400.00
[illegible]09900	Paints & Coatings								
[illegible]10200	**Paint walls & ceiling with roller primer & 2 coats**	**5,664.0**	**sqft**	**1,529.28**	**792.96**				**2,322.24**
[illegible]910310	**Doors, flush, bth sides, incl. frame & trim,roll & brush,latx,primer & 1 ct**	**14.0**	**each**	**406.00**	**98.70**				**504.70**
	Paints & Coatings Total			1,935.28	891.66				2,826.94
15800	Air Distribution								
5810600	**Duct, fab rect, incl ftg, jt, sprt, galv stl, 500 to 1,000 lb**	**226.0**	**kg**	**1,424.99**	**204.28**				**1,629.27**
5810600	**Ductwork, flex, ctd fbgl fabric, insul, hvy dty, 6" dia**	**9.0**	**lnm**	**53.15**	**94.49**				**147.64**
5810600	**Ductwork, flex, ctd fbgl fabric, insul, hvy dty, 8" dia**	**50.0**	**lnm**	**426.51**	**667.65**				**1,094.16**
5810600	**Ductwork, flex, ctd fbgl fabric, insul, hvy dty, 12" dia**	**9.0**	**lnm**	**138.48**	**178.64**				**317.13**
5820300	**Duct accessories, duct collar, spin-in type, w/o damper, round, 6"**	**3.0**	**each**	**27.90**	**6.33**				**34.23**
5820300	**Duct accessories, duct collar, spin-in type, w/o damper, round, 8"**	**5.0**	**each**	**54.25**	**12.05**				**66.30**
5820300	**Duct accessories, duct collar, spin-in type, w/o damper, round, 12"**	**3.0**	**each**	**45.90**	**9.84**				**55.74**
5850300	**Diffusers, al, OB dmpr, clg, rect, 1 to 4 way blow, 6"x6"**	**3.0**	**each**	**48.75**	**138.00**				**186.75**
5850300	**Diffusers, al, OB dmpr, clg, rect, 1 to 4 way blow, 8"x8"**	**5.0**	**each**	**86.75**	**270.00**				**356.75**

ENCLOSURE ( )

CSI	Item Description	Quantity	Unit	Labor	Materials	Subs	Equipment	Other	Total
5850300	Diffusers, al, OB dmpr, clg, rect, 1 to 4 way blow, 12"x12"	3.0	each	64.50	246.00				310.50
5850500	Grilles, aluminum, air return, 6" x 6"	3.0	each	30.00	37.05				67.05
5850500	Grilles, aluminum, air return, 10" x 8"	5.0	each	56.50	74.75				131.25
5850500	Grilles, aluminum, air return, 12" x 12"	3.0	each	35.55	64.50				100.05
	Air Distribution Total			2,493.23	2,003.58				4,496.81
16050	Basic Electrical Materials & Methods								
6055300	Electrical demo, conduit to 15' high, elec mtlc tubing,1/2" to 1"	100.0	lnft	67.00					67.00
6055300	Electrical demo, armored cable (BX), #12, 3 wire	60.0	lnft	30.60					30.60
6055300	Electrical demo, wire, THN-THWN-THHN, removed from, in place conduit, #12	6.0	Clf	28.80					28.80
6055300	Electrical demo, fluore fixt, surf mt, 1'x4', 2 lamp	53.0	each	636.00					636.00
6070320	Hangers, conduit supports, hanger, with bolt, 1/2" diameter	60.0	each	79.20	22.80				102.00
[illegible]0320	Hangers, conduit supports, hanger, with bolt, 3/4" diameter	40.0	each	55.60	16.00				71.60
[illegible]0320	Hangers, conduit supports, hanger, with bolt, 1" diameter	20.0	each	30.00	12.80				42.80
6070320	Hangers, channels, steel, 3/4" x 1-1/2"	20.0	lnft	66.00	49.00				115.00
	Basic Electrical Materials & Methods Total			993.20	100.60				1,093.80
16100	Wiring Methods								
6120900	Wire, 600 volt, type THWN-THHN, copper, solid, #12	45.0	Clf	1,080.00	236.25				1,316.25
6120900	Wire, 600 volt, type THWN-THHN, copper, solid, #10	5.0	Clf	132.50	42.00				174.50
6132205	Conduit, field bends, 45< to 90<, 1/2" diameter	30.0	each	89.10					89.10
6132205	Conduit, field bends, 45< to 90<, 3/4" diameter	20.0	each	66.00					66.00
6132205	Conduit, field bends, 45< to 90<, 1" diameter	10.0	each	36.20					36.20
6132205	Conduit, EMT,LB, LR or LL fittings with covs, 1/2" dia, set screw	2.0	each	22.00	16.50				38.50
6132205	Conduit, EMT,LB, LR or LL fittings with covers, 3/4" diameter	2.0	each	26.40	19.90				46.30
6132205	Conduit, EMT,LB, LR or LL fittings with covers, 1" diameter	2.0	each	33.00	29.20				62.20
6132205	Conduit, EMT, 1 hole clips, 1/2" diameter	100.0	each	53.00	21.00				74.00
6132205	Conduit, EMT, 1 hole clips, 3/4" diameter	40.0	each	22.40	10.80				33.20
6132205	Conduit, EMT, 1 hole clips, 1" diameter	20.0	each	11.80	9.80				21.60
6132205	Conduit, EMT, couplings, compression, 1/2" diameter, steel	100.0	each		164.00				164.00
6132205	Conduit, EMT, couplings, compression, 3/4" diameter	30.0	each		68.40				68.40
6132205	Conduit, EMT, couplings, compression, 1" diameter	15.0	each		58.80				58.80
6132210	Conduit to 15' H, incl couplings only, elec metallic tubing, 1/2" dia	500.0	lnft	305.00	125.00				430.00
6132210	Conduit to 15' H, incl couplings only, elec metallic tubing, 3/4" dia	200.0	lnft	208.00	84.00				292.00
6132210	Conduit to 15' H, incl couplings only, elec metallic tubing, 1" dia	100.0	lnft	128.00	73.00				201.00
[illegible]2320	Flexible metallic conduit, steel, 1/2" dia	300.0	lnft	396.00	96.00				492.00
[illegible]2320	Flexible metallic conduit, steel, connectors, plain, 1/2" dia	70.0	each	231.00	100.80				331.80
[illegible]32320	Flexible metallic cnd, steel, connectors 90<, plain, 1/2" dia	70.0	each	308.00	170.80				478.80
6136600	Outlet boxes, pressed steel, octagon, covers, blank	34.0	each	140.42	20.40				160.82
6136600	Outlet boxes, pressed steel, square, 4"	70.0	each	924.00	138.60				1,062.60
6136600	Outlet boxes, pressed steel, square, 4", plaster rings	36.0	each	148.68	39.96				188.64
6136700	Pull box, sheet metal, NEMA 1, type SC, 10"W x 10"H x 4"D	1.0	each	37.50	15.10				52.60
6140910	Wiring devices, 1 pole switch rocker 20 amp	10.0	each	98.00	114.00				212.00
6140910	Wiring devices, receptacle, duplex, 120 volt, ground, 20 amp	26.0	each	254.80	247.00				501.80
6140910	Wiring device, wall plates, sst, 1 gang	36.0	each	118.80	73.80				192.60
6140910	Wiring device, receptacle, 20 amp, 250 volt NEMA 6	1.0	each	9.80	14.60				24.40
	Wiring Methods Total			4,880.40	1,989.71				6,870.11
16400	Low-Voltage Distribution								
6440700	Panelboard&load center ckt brkr,bolt-on,10k AIC,120V,1 P,15 to 50A	4.0	each	106.00	40.00				146.00

ENCLOSURE (2)

CSI	Item Description	Quantity	Unit	Labor	Materials	Subs	Equipment	Other	Total
6440700	**Panelboard&load center ckt brkr,bolt-on,10k AIC,240V,2 P,15 to 50A**	**1.0**	**each**	**33.00**	**22.00**				**55.00**
	Low-Voltage Distribution Total			139.00	62.00				201.00
16500	Lighting								
6510440	**Intr fxtr, fluor, E.W. lamps, acryl lens, 2'w x 4'l, three 32 W**	**70.0**	**each**	**3,710.00**	**5,040.00**				**8,750.00**
	Lighting Total			3,710.00	5,040.00				8,750.00

	Net Costs Subtotal	**47,170**
6.00 %	**NC SALES TAX**	**1,450**
18.00 %	**TAXES/ INSURANCE**	**4,124**
15.00 %	**CONTRACTOR ADMIN/ OVERHEAD**	**7,075**
10.00 %	**CONTRACTOR PROFIT**	**4,717**
1.00 %	**CONTRACTOR BOND**	**472**
	Total Estimate	**65,008**

ENCLOSURE (2)

CSI	Division	Labor	Material	Subs	Equip	Other	User	Total
06	Wood & Plastics	1,772	1,615					3,387
08	Doors & Windows	1,911	5,331		90			7,332
09	Finishes	7,011	8,028					15,039
15	Mechanical	2,493	2,004					4,497
16	Electrical	9,723	7,192					16,915
	Grand Total	22,910	24,169		90			47,170

	Net Costs Subtotal	**47,170**
6.00 %	**NC SALES TAX**	**1,450**
18.00 %	**TAXES/ INSURANCE**	**4,124**
15.00 %	**CONTRACTOR ADMIN/ OVERHEAD**	**7,075**
10.00 %	**CONTRACTOR PROFIT**	**4,717**
1.00 %	**CONTRACTOR BOND**	**472**
	Total Estimate	**65,008**

ENCLOSURE (2)

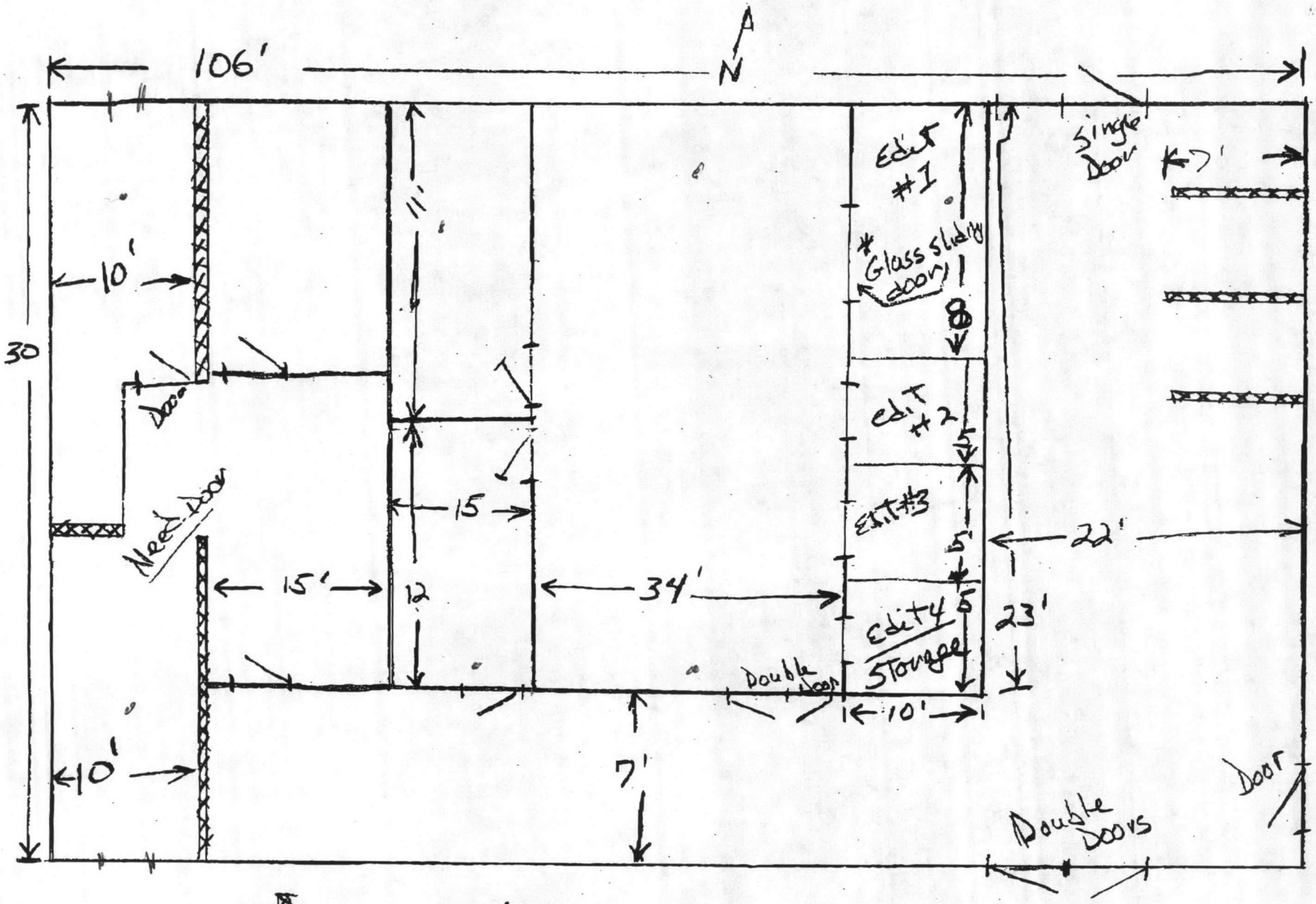

Existing walls

LCTV 10 News Room

* Not To Scale

UNITED STATES MARINE CORPS
MARINE CORPS BASE
PSC Box 20004
Camp Lejeune, North Carolina 28542-0004

IN REPLY REFER TO:
11014
MAIN
JAN 25 2002

MEMORANDUM

From: Public Works Officer, Marine Corps Base, Camp Lejeune
To: Director, Range Operations Division, Marine Corps Base, Camp Lejeune (Attn: S-4)

Subj: WORK REQUEST NUMBER 20011214-B060 MAXIMO 02-95373

Ref: (a) BO 11013.4B
(b) BO P11014.1J

Encl: (1) Subject Work Request
(2) Cost Estimate Worksheet

1. Enclosure (1) is returned without action. The requested work is considered Minor Construction (R-1) in scope and cannot be accomplished at this time due to extreme funding limitations. Enclosure (2) is a cost estimate provided for your information.

2. The work requested on the subject work request has not been approved. Consequently, you are not authorized to transfer funds for work accomplishment.

3. If after reevaluation there remains a valid requirement for this project, please resubmit enclosure (1) for consideration along with any additional supporting documentation to the Commanding General, Marine Corps Base (Attn: AC/S, Installations and Environment). Reference (a) and paragraph 3003 of reference (b) are germane.

4. Point of contact is the undersigned at 451-1580.

E. W. WINBERRY
Director, Operations Branch

Subj: WORK REQUEST NUMBER 20011214-B060 MAXIMO 02-95373

Blind copy to:
Work Reception

Writer: E. Winberry, 451-1580
Typist: S. McAllister,24-Jan-02, D:\Letters\Ltr#1\Max02-95373

WORK REQUEST ROUTING SLIP

MCBCL 4400/46 (REV. 2-91)

54

THIS WORK SHEET MUST BE USED FOR ALL WORK REQUESTS SUBMITTED TO BASE MAINTENANCE WORK RECEPTION, CAMP LEJEUNE

WORK REQUEST NO.	SKETCH/PLAN ATTACHED	DATE RECEIVED
B060 0909	☐ YES ☒ NO	9-10-02

ACTION	IN	OUT	INITIAL	REMARKS
Rev	9/10		OC	02-176196
				Cell 41

WORK REQUEST (MAINTENANCE MANAGEMENT)
NAVFAC 9-11014/20 (REV. 2/94 (EF)) (New S/N number pending)

PW Department see instructions in NAVFAC MO-321

Requestor see Instructions on Reverse Side

PART 1--REQUEST (Filled out by Requestor)

1. FROM Director, RangeControl Div Req Code B060
2. REQUEST NO. 0909-B060
3. TO Base Maintenance
4. DATE OF REQUEST 20020909
5. REQUEST FOR [ ] COST ESTIMATE [X] PERFORMANCE OF WORK
5a. REQUEST WORK START 1 Oct 2002
6. FOR FURTHER INFORMATION CALL GySgt Parra-Milks 451-4263
7. SKETCH/PLAN ATTACHED [ ] YES [X] NO
8. DESCRIPTION OF WORK AND JUSTIFICATION (Including location, type, size, quantity, etc.)

Request to have a photo processor in photo lab disconnected from the power and water supply.

Location: Bldg 54, Room 184.

Rw

02176196 plumb
02-176256 elec

9. FUNDS CHARGEABLE
10. SIGNATURE (Requesting Official) Donald J. Hashagen, Sr, Dir, RangeControlDiv

PART II--COST ESTIMATE
(Filled out by Maintenance Control Division if estimate requested)

11. TO
12. ESTIMATE NO.

13. COST ESTIMATE	
a. Labor	
b. Material	
c. Overhead and/or Surcharge	
d. Equipment Rental/Usage	
e. Contingency	
f. Total	

14. SKETCH/PLAN ATTACHED [ ] YES [ ] NO

15.
[ ] APPROVED PROGRAMMING TO START IN _____
[ ] APPROVED PROGRAMMING TO START IN _____
PROGRAMMING TO START IN _____, IF AUTHORIZED BY 25TH OF _____ AND FUNDS ARE MADE AVAILABLE.
[ ] DISAPPROVED. (See Reverse Side)

16. SIGNATURE
17. DATE

PART III--ACTION (Filled out by Requestor)

18. TO

19. AUTHORIZATION TO PROCEED IS ATTACHED (Check one if other than PW funds are involved) [ ] NAVCOMPT 140 [ ] OTHER
20. WORK REQUESTED [ ] HAS BEEN CANCELLED [ ] HAS BEEN DEFERRED [ ] WILL BE PERFORMED BY OTHERS
21. SIGNATURE
22. DATE

(See Part IV on Reverse Side)

54

WORK REQUEST ROUTING SLIP
MCBCL 4400/46 (REV. 2-91)

THIS WORK SHEET MUST BE USED FOR ALL WORK REQUESTS SUBMITTED TO BASE MAINTENANCE WORK RECEPTION, CAMP LEJEUNE

WORK REQUEST NO.	SKETCH/PLAN ATTACHED	DATE RECEIVED
B060 20020405	☐ YES ☐ NO	4.8.02

ACTION	IN	OUT	INITIAL	REMARKS
insp	4.9		GFB	Mayinto 02-125159
Lawrence				
(12)	08/02	08/02	ELL	Completed Work By CC-
				Buy (MAI Co.)
				~~Cleanit~~ Cleaned all ALL!

WORK REQUEST (MAINTENANCE MANAGEMENT)

NAVFAC 9-11014/20 (REV. 2/94 (EF)) (New S/N number pending)

PW Department see instructions in NAVFAC MO-321

Requestor see Instructions on Reverse Side

PART 1--REQUEST (Filled out by Requestor)

1. FROM Range Operations Division, Building 54 B060	2. REQUEST NO. ROD-20020405
3. TO Base Maintenance	4. DATE OF REQUEST 20020405
5. REQUEST FOR ☐ COST ESTIMATE ☒ PERFORMANCE OF WORK	5a. REQUEST WORK START ASAP
6. FOR FURTHER INFORMATION CALL Mary Ann Jurewicz @ 451-3733 9230	7. SKETCH/PLAN ATTACHED ☐ YES ☒ NO

8. DESCRIPTION OF WORK AND JUSTIFICATION *(Including location, type, size, quantity, etc.)*

Request to have all the AC/heating vents in the entire Bldg 54 cleaned. The vents are blowing black debris from them. This problem was surveyed by Industrial Hygiene who highly recommended that the vents be cleaned.

02-125159 insp EBAP

9. FUNDS CHARGEABLE	10. SIGNATURE *(Requesting Official)* Donald J. Hashagen, Sr. Dir, ROD

PART II--COST ESTIMATE
(Filled out by Maintenance Control Division if estimate requested)

11. TO	12. ESTIMATE NO.

13. COST ESTIMATE	
a. Labor	
b. Material	
c. Overhead and/or Surcharge	
d. Equipment Rental/Usage	
e. Contingency	
f. Total	

14. SKETCH/PLAN ATTACHED ☐ YES ☐ NO

15.
☐ APPROVED PROGRAMMING TO START IN _____
☐ APPROVED PROGRAMMING TO START IN _____
PROGRAMMING TO START IN _____, IF AUTHORIZED BY 25TH OF _____ AND FUNDS ARE MADE AVAILABLE.
☐ DISAPPROVED. *(See Reverse Side)*

16. SIGNATURE	17. DATE

PART III--ACTION (Filled out by Requestor)

18. TO

19. AUTHORIZATION TO PROCEED IS ATTACHED *(Check one if other than PW funds are involved)* ☐ NAVCOMPT 140 ☐ OTHER	20. WORK REQUESTED ☐ HAS BEEN CANCELLED ☐ HAS BEEN DEFERRED ☐ WILL BE PERFORMED BY OTHERS
21. SIGNATURE	22. DATE

(See Part IV on Reverse Side)

WORK REQUEST ROUTING SLIP
MCBCL 4400/46 (REV. 2-91)

54

THIS WORK SHEET MUST BE USED FOR ALL WORK REQUESTS SUBMITTED TO BASE MAINTENANCE WORK RECEPTION, CAMP LEJEUNE

WORK REQUEST NO.	SKETCH/PLAN ATTACHED	DATE RECEIVED
B060 RC-015	☐ YES ☒ NO	7/3/02

	ACTION	IN	OUT	INITIAL	REMARKS
	Review	7/3		AJ	02-150120
	Insp				
20	Henry				SELF Help

WORK REQUEST (MAINTENANCE MANAGEMENT)

NAVFAC 9-11014/20 (REV. 2/94 (EF)) (New S/N number pending)

PW Department see instructions in NAVFAC MO-321

Requestor see instructions on Reverse Side

PART 1---REQUEST (Filled out by Requestor)

1. FROM: Range Control, RangeOPsDiv Req. Code: B060

2. REQUEST NO.: B060-RC-015

3. TO: Base Maintenance

4. DATE OF REQUEST: 20020703

5. REQUEST FOR: [ ] COST ESTIMATE [X] PERFORMANCE OF WORK

5a. REQUEST WORK START: ASAP

6. FOR FURTHER INFORMATION CALL: MSgt Wannemacher at 451-5803

7. SKETCH/PLAN ATTACHED: [ ] YES [X] NO

8. DESCRIPTION OF WORK AND JUSTIFICATION *(Including location, type, size, quantity, etc.)*

Request to have Bldg 54 sprayed for roaches.

02-150120

Rev

9. FUNDS CHARGEABLE

10. SIGNATURE *(Requesting Official)*: Donald J. Hashagen, Sr, Dir, RangeOpsDiv

PART II--COST ESTIMATE

(Filled out by Maintenance Control Division if estimate requested)

11. TO

12. ESTIMATE NO.

13. COST ESTIMATE	
a. Labor	
b. Material	
c. Overhead and/or Surcharge	
d. Equipment Rental/Usage	
e. Contingency	
f. Total	

14. SKETCH/PLAN ATTACHED: [ ] YES [ ] NO

15.
- [ ] APPROVED PROGRAMMING TO START IN _____
- [ ] APPROVED PROGRAMMING TO START IN _____
- PROGRAMMING TO START IN _____, IF AUTHORIZED BY 26TH OF _____ AND FUNDS ARE MADE AVAILABLE.
- [ ] DISAPPROVED. *(See Reverse Side)*

16. SIGNATURE

17. DATE

PART III---ACTION (Filled out by Requestor)

18. TO

19. AUTHORIZATION TO PROCEED IS ATTACHED *(Check one if other than PW funds are involved)*: [ ] NAVCOMPT 140 [ ] OTHER

20. WORK REQUESTED: [ ] HAS BEEN CANCELLED [ ] HAS BEEN DEFERRED [ ] WILL BE PERFORMED BY OTHERS

21. SIGNATURE

22. DATE

(See Part IV on Reverse Side)

WORK REQUEST (MAINTENANCE MANAGEMENT)
NAVFAC 9-11014/20 (REV. 2/94 (EF)) (New S/N number pending)

PW Department see instructions in NAVFAC MO-321

Requestor see instructions on Reverse Side

02-164038

PART 1--REQUEST (Filled out by Requestor)

1. FROM RANGE CONTROL, RANGE OPERATIONS DIVISION

2. REQUEST NO. 0807A-B060

3. TO BASE MAINTENANCE - LOCKSMITH

4. DATE OF REQUEST 20020807

5. REQUEST FOR [ ] COST ESTIMATE [X] PERFORMANCE OF WORK

5a. REQUEST WORK START ASAP

6. FOR FURTHER INFORMATION CALL MARYANN JUREWICZ 451-3733

7. SKETCH/PLAN ATTACHED [ ] YES [X] NO

8. DESCRIPTION OF WORK AND JUSTIFICATION *(Including location, type, size, quantity, etc.)*

REQUEST TO HAVE KEYS LISTED BELOW MADE FOR BLDG 54.

31A (3) EA
31A4 (3) EA
31A6 (4) EA
31C2 (3) EA

YES

9. FUNDS CHARGEABLE

10. SIGNATURE *(Initiating Official)*
DONALD J. HASHAGEN, SR. DIR, ROD

PART II--COST ESTIMATE
(Filled out by Maintenance Control Division if estimate requested)

11. TO

12. ESTIMATE NO.

13. COST ESTIMATE	
a. Labor	
b. Material	
c. Overhead and/or Surcharge	
d. Equipment Rental/Usage	
e. Contingency	
f. Total	

14. SKETCH/PLAN ATTACHED [ ] YES [ ] NO

15.
[ ] APPROVED PROGRAMMING TO START IN _____
[ ] APPROVED PROGRAMMING TO START IN _____
PROGRAMMING TO START IN _____, IF AUTHORIZED BY 25TH OF _____ AND FUNDS ARE MADE AVAILABLE.
[ ] DISAPPROVED. *(See Reverse Side)*

16. SIGNATURE

17. DATE

PART III--ACTION (Filled out by Requestor)

18. TO

19. AUTHORIZATION TO PROCEED IS ATTACHED *(Check one if other than PW funds are involved)*
[ ] NAVCOMPT 140 [ ] OTHER

20. WORK REQUESTED
[ ] HAS BEEN CANCELLED [ ] HAS BEEN DEFERRED [ ] WILL BE PERFORMED BY OTHERS

21. SIGNATURE

22. DATE

(See Part IV on Reverse Side)

WORK REQUEST (MAINTENANCE MANAGEMENT)
NAVFAC 9-11014/20 (REV. 2/94 (EF)) (New S/N number pending)

PW Department see instructions in NAVFAC MO-321

Requestor see instructions on Reverse Side

PART 1--REQUEST (Filled out by Requestor)

1. FROM RANGE OPERATIONS DIVISION

2. REQUEST NO. 0802A-B060

3. TO BASE MAINTENANCE - LOCKSMITH

4. DATE OF REQUEST 20020802

5. REQUEST FOR [ ] COST ESTIMATE [X] PERFORMANCE OF WORK

5a. REQUEST WORK START ASAP

6. FOR FURTHER INFORMATION CALL
MARY ANN JUREWICZ 451-3733

7. SKETCH/PLAN ATTACHED [ ] YES [X] NO

8. DESCRIPTION OF WORK AND JUSTIFICATION *(Including location, type, size, quantity, etc.)*

REQUEST TO HAVE BELOW NAMED KEYS DUPLICATED.

31B - 2 ea
31D3 - 3 ea
31D7 - 3 ea
31C - 1 ea
31E - 1 ea

Call for Bldg #

45
02-162788

54

9. FUNDS CHARGEABLE

10. SIGNATURE *(Requesting Official)*
DONALD J. HASHAGEN, SR. DIR, ROD

PART II---COST ESTIMATE
(Filled out by Maintenance Control Division if estimate requested)

11. TO

12. ESTIMATE NO.

13. COST ESTIMATE	
a. Labor	
b. Material	
c. Overhead and/or Surcharge	
d. Equipment Rental/Usage	
e. Contingency	
f. Total	

14. SKETCH/PLAN ATTACHED [ ] YES [ ] NO

15.
[ ] APPROVED PROGRAMMING TO START IN _____
[ ] APPROVED PROGRAMMING TO START IN _____
PROGRAMMING TO START IN _____, IF AUTHORIZED BY 25TH OF _____ AND FUNDS ARE MADE AVAILABLE.
[ ] DISAPPROVED. *(See Reverse Side)*

16. SIGNATURE

17. DATE

PART III---ACTION (Filled out by Requestor)

18. TO

19. AUTHORIZATION TO PROCEED IS ATTACHED *(Check one if other than PW funds are involved)*
[ ] NAVCOMPT 140 [ ] OTHER

20. WORK REQUESTED [ ] HAS BEEN CANCELLED [ ] HAS BEEN DEFERRED [ ] WILL BE PERFORMED BY OTHERS

21. SIGNATURE

22. DATE

(See Part IV on Reverse Side)

faxed: 2/Aug 02

WORK REQUEST (MAINTENANCE MANAGEMENT)

NAVFAC 9-11014/20 (REV. 2/94 (EF)) **(New S/N number pending)**

PW Department see instructions in NAVFAC MO-321

Requestor see instructions on Reverse Side

PART 1---REQUEST (Filled out by Requestor)

1. FROM Director, Range Control Division Req Code B060

2. REQUEST NO. B060-0722

3. TO Base Maintenance-Locksmith

4. DATE OF REQUEST 20020722

5. REQUEST FOR ☐ COST ESTIMATE ☒ PERFORMANCE OF WORK

5a. REQUEST WORK START ASAP

6. FOR FURTHER INFORMATION CALL Mary Ann Jurewicz 451-3733 Bldg 54

7. SKETCH/PLAN ATTACHED ☐ YES ☒ NO

8. DESCRIPTION OF WORK AND JUSTIFICATION *(Including location, type, size, quantity, etc.)*

Request to have four keys made of key number S1C2.

02-156669

9. FUNDS CHARGEABLE

10. SIGNATURE *(Requesting Official)* D. J. Hashagen, Sr. Dir, RCD

PART II---COST ESTIMATE
(Filled out by Maintenance Control Division if estimate requested)

11. TO

12. ESTIMATE NO.

13. COST ESTIMATE	
a. Labor	
b. Material	
C. Overhead and/or Surcharge	
d. Equipment Rental/Usage	
e. Contingency	
f. Total	

14. SKETCH/PLAN ATTACHED ☐ YES ☐ NO

15.
☐ APPROVED PROGRAMMING TO START IN _____
☐ APPROVED PROGRAMMING TO START IN _____
PROGRAMMING TO START IN _____, IF AUTHORIZED BY 25TH OF _____ AND FUNDS ARE MADE AVAILABLE.
☐ DISAPPROVED. *(See Reverse Side)*

16. SIGNATURE

17. DATE

PART III---ACTION (Filled out by Requestor)

18. TO

19. AUTHORIZATION TO PROCEED IS ATTACHED *(Check one if other than PW funds are involved)* ☐ NAVCOMPT 140 ☐ OTHER

20. WORK REQUESTED ☐ HAS BEEN CANCELLED ☐ HAS BEEN DEFERRED ☐ WILL BE PERFORMED BY OTHERS

21. SIGNATURE

22. DATE

(See Part IV on Reverse Side)

WORK REQUEST ROUTING SLIP
MCBCL 4400/46 (REV. 2-91)

54

THIS WORK SHEET MUST BE USED FOR ALL WORK REQUESTS SUBMITTED TO BASE MAINTENANCE WORK RECEPTION, CAMP LEJEUNE

WORK REQUEST NO.	SKETCH/PLAN ATTACHED	DATE RECEIVED
B060 RC-019	☐ YES ☒ NO	7/15/02

ACTION	IN	OUT	INITIAL	REMARKS
Review	7/15		AJ	02-153365
~~AP~~				
CMPS		7/15	CAH	
BSS		7/23	CAH	Insp Paige - Plz review Units requirements for raised flooring Thanks - Capt Harmon
Base Safety	7/24	7/24	PCP	*See Attached Comments
Maint		7/31	CAH	Fire & Safety approval recieved. Approved by this office on 7/31/02 (CH) CAPT USMC
WR		8/01	PMA	COMPLETE

WORK REQUEST ROUTING SLIP
MCBCL 4400/46 (REV. 2-91)

54

THIS WORK SHEET MUST BE USED FOR ALL WORK REQUESTS SUBMITTED TO BASE MAINTENANCE WORK RECEPTION, CAMP LEJEUNE

WORK REQUEST NO.	SKETCH/PLAN ATTACHED	DATE RECEIVED
B060 RC-019	☐ YES ☒ NO	7/15/02

ACTION	IN	OUT	INITIAL	REMARKS
Review	7/15		AJ	02-153365
~~CAP~~				
CAPT		7/15	CAA	
BSS		7/23	[illegible]	INSP Paige - Plz review Units requirements for raised flooring Thanks - Capt Harmon
BASE FIRE		7/24		The raised flooring proposal does not call for smoke detector installation. Called contractor and they did not know of the requirement. They were suppose to be making changes.
		7/24		CAPT HARMON, Smoke detector are needed per code — to be installed and linked to current fire alarm panel.. AC Nichol
		7/31/02	RJ	Concur as planned. + described N Nichol

WORK REQUEST (MAINTENANCE MANAGEMENT)
NAVFAC 9-11014/20 (REV. 2/94 (EF)) (New S/N number pending)

PW Department see instructions in NAVFAC MO-321

Requestor see instructions on Reverse Side

PART 1—REQUEST (Filled out by Requestor)

1. FROM
Range Control, Range Operations Division Req Code: B060

2. REQUEST NO.
B060-RC-019

3. TO
Base Maintenance

4. DATE OF REQUEST
20020715

5. REQUEST FOR ☐ COST ESTIMATE ☒ PERFORMANCE OF WORK

5a. REQUEST WORK START
ASAP

6. FOR FURTHER INFORMATION CALL
MSgt Wannemacher, M.B. at 451-5803

7. SKETCH/PLAN ATTACHED ☐ YES ☒ NO

8. DESCRIPTION OF WORK AND JUSTIFICATION *(Including location, type, size, quantity, etc.)*
Request modification to Bldg. 54 Office space 105B. Modification includes Computer Decking Installation (raised floor). Will be paid for out of Unit Funds.

02-153365

Rw

9. FUNDS CHARGEABLE

10. SIGNATURE *(Requesting Official)*
Donald K. Hashagen, Sr, Dir, RangeOpsDiv.

PART II---COST ESTIMATE
(Filled out by Maintenance Control Division if estimate requested)

11. TO

12. ESTIMATE NO.

13. COST ESTIMATE	
a. Labor	
b. Material	
c. Overhead and/or Surcharge	
d. Equipment Rental/Usage	
e. Contingency	
f. Total	

14. SKETCH/PLAN ATTACHED ☐ YES ☐ NO

15.
☐ APPROVED PROGRAMMING TO START IN _____
☐ APPROVED PROGRAMMING TO START IN _____
PROGRAMMING TO START IN _____, IF AUTHORIZED BY 28TH OF _____ AND FUNDS ARE MADE AVAILABLE.
☐ DISAPPROVED. *(See Reverse Side)*

16. SIGNATURE

17. DATE

PART III---ACTION (Filled out by Requestor)

18. TO

19. AUTHORIZATION TO PROCEED IS ATTACHED *(Check one if other than PW funds are involved)*
☐ NAVCOMPT 140 ☐ OTHER

20. WORK REQUESTED
☐ HAS BEEN CANCELLED ☐ HAS BEEN DEFERRED ☐ WILL BE PERFORMED BY OTHERS

21. SIGNATURE

22. DATE

(See Part IV on Reverse Side)



Range Operations Division
Marine Corps Base
PSC Box 20004
Camp Lejeune, North Carolina 28542-0004

Phone: DSN 751-3733 Comm: (910) 451-3733
Fax: DSN 751-1593 Comm: (910) 451-1593

DATE: 7/15/02

To: Base Maintence

Fax number: 451-3013

Phone:

From: Range Control

No. of pages excluding cover: 4

SUBJ: Request No: B060-RC-019

IF there are any questions/concerns regarding this request, Please contact MSgt M.B. Wannemacher at 451-5803/2102.

Thank you...!!

AC/S TRAINING & OPERATIONS
BANKCARD REQUISITION

PART A (to be completed by requestor)

DATE: 25-Jun-02 **BESA:** 13

FIP: M670014413BQ31056G20 TFMR **PO#**

COMPANY: RESOURCE CONSULTANTS INC

POC: AL FANNING **PHONE #:** 1-910-219-1784

FAX #: 1-910-219-1798

QUANTITY	MODEL #	DESCRIPTION	UNIT PRICE	TOTAL PRICE
		ACCESS FLOOR INSTALLATION AND FACILITY UPGRADE	$33,873.30	$33,873.30
				$0.00
			SUBTOTAL	$33,873.30
			SHIPPING	
			TOTAL	$33,873.30

REQUESTED BY: MSGT WANNEMACHER **PHONE:** 451-5803

APPROVED BY: J. J. HELRING, RANGE CONTROL OFFICER **PHONE:** 451-1235

(Name & Title)

James J Helring (Signature) 26 June 02 (Date)

PART B (to be completed by credit card holder)

DATE ORDERED: _____ **CALL #:** FR-0011 7

OBLIGATING DOC: _____

MONTH CHARGE APPEARED ON BANK CARD STATEMENT: _____

Distribution of Copies:

Requester

T&O Secretary (for AC/S & TRMD) - sends a copy with FDT to the Comptroller Dept.

Supply (for ROD & OPS) - sends a copy with FDT to the Comptroller Dept.

RESOURCE CONSULTANTS INC.

Cost Estimate
for

Camp LeJeune, NC
Access Floor Installation
and
Facility Upgrade

Labor:	$14,440.00
Personnel Transportation:	$890.40
Per Diem:	$415.52
Equipment Rental:	$1,431.00
Design Materials:	$482.30
Materials:	$16,214.08
TOTAL COST:	**$33,873.30**

2050 Mabeline Road, Suite C North Charleston, S.C. 29406-4654 (843) 820-2400 / FAX (843) 820-2407

Management Support | Systems Acquisition | Engineering | Professional Services

25 June 2002

Mr. Paul Peterson
Engineering Technician
Northrop-Grumman Technical Services
MCB Camp Lejeune, NC 28547

Attn: Mr. Paul P. Peterson

Subject: Request for Proposal, Access Floor Installation / Facility Upgrade

Dear Mr. Peterson:

Resource Consultants, Inc. (RCI) is pleased to submit this revised proposal for the Computer Decking Installation Project at Camp Lejeune, North Carolina. Please note that this proposal calls for RCI to provide and install all listed material based upon the submission provided by your recent e-mail. RCI proposes the following:

a. Install computer access panels and support system to a total height of 12 inches.
b. Install two step kits and one ramp kit.
c. Install cable tray.
d. Install handrails.
e. Install ground interface and attach to both existing tower ground plane and to existing building power ground.
f. Ground all computer deck pylons to ground ring.
g. Attach selected cabinets to floor via threaded rod.
h. RCI employees to be housed in the BOQ during the installation.

*Grounded-

RCI Total Proposal Cost: $33,873.30

Customer agrees to provide labor assistance (two technicians) in both the removal and re-installation of all furniture and electronic equipment in the area receiving the new computer access flooring and grounding.

RCI anticipates this tasking to be completed within a two week time frame and to be completed by 30 July 2002. Should you have any questions or concerns, please feel free to contact us at any time.

Very truly yours,

Theodore Stephen Dennis
Resource Consultants, Inc.
Operations Center Manager

K+N30

From: Page GS09 Paulanne C
Sent: Wednesday, July 24, 2002 12:08 PM
To: Erdman GS11 Jack C; Nichols GS11 Robert A
Cc: Zurek GS08 Glenn P; Benefield GS04 Christopher S
Subject: Bld 54 Raised Floor Work Request

Walk through inspection of site for Work Request number 02-153365 to install raised floor for Range Control Div. in Bld 54 was completed this morning accompanied by Insp. Zurek and Insp. Benefield from Base Fire Dept. Request was accompanied by contractor quote with general material and work information. Concluded planned work to be acceptable, with only minor questions of smoke detector type, placement and process necessary to tie new under-floor detectors to existing fire alarm system. This is to be coordinated with Base Fire Dept. Original work request to be forwarded to Inspector Zurek for comments and FD approval.
Any further questions please feel free to contact me.
Thanks,
Paulanne

Paulanne Page

Paulanne Page
Occupational Safety and Health Specialist
Camp Lejeune Base Safety
910-451-3523 or DSN 751-3523
Fax: 910-4512798

2050 Mabeline Road
Suite C
North Charleston, SC 29406
(843) 820-2400

July 30, 2002

Mr. Paul P. Peterson
Engineering Technician
Northrop-Grumman Technical Services
MCB Camp Lejeune, NC 28547

Attn: Mr. Paul P. Peterson
Subject: Request for Proposal, Access Floor Installation / Facility Upgrade

Dear Mr. Peterson,

Resource Consultants, Inc. (RCI) is pleased to submit this revised proposal for the Computer Decking Installation Project at Camp Lejeune, North Carolina. Please note that this proposal calls for RCI to provide and install all listed material based upon the submission provided by your most recent e-mail. RCI proposes the following:

a. Install computer access panels and support system to a total height of 12 inches.
b. Install two step kits and one ramp kit.
c. Install cable tray.
d. Install handrails
e. Install ground interface and attach to both existing tower ground plane and to existing building power ground.
f. Ground all computer deck pylons to ground ring.
g. Attach selected cabinets to floor via threaded rod.
h. Install two smoke detectors and connect to existing fire alarm system.
i. RCI employees to be housed in the BOQ during the installation.

RCI Total Proposal Cost: $35,073.30

Customer agrees to provide labor assistance (two technicians) in both the removal and re-installation of all furniture and electronic equipment in the area receiving the new computer access flooring and grounding.

RCI anticipates this tasking to be completed within a two week time frame and to be completed by 30 August 2002. Should you have any questions or concerns, please feel free to contact us at any time.

WORK REQUEST (MAINTENANCE MANAGEMENT)

NAVFAC 9-11014/20 (REV. 2/94 (EF)) (New S/N number pending)

PW Department see instructions in NAVFAC MO-321

Requestor see instructions on Reverse Side

PART 1---REQUEST (Filled out by Requestor)

1. FROM Director, Range Control Division — Req Code B060

2. REQUEST NO. B060-0703

3. TO Base Maintenance-Locksmith

4. DATE OF REQUEST 20020703

5. REQUEST FOR [ ] COST ESTIMATE [X] PERFORMANCE OF WORK

5a. REQUEST WORK START ASAP

6. FOR FURTHER INFORMATION CALL SSgt Robinson 451-4261

7. SKETCH/PLAN ATTACHED [ ] YES [X] NO

8. DESCRIPTION OF WORK AND JUSTIFICATION *(Including location, type, size, quantity, etc.)*

Request to have assitance in changing the combination to Door 186 in Bldg 54 (outside entrance)
"Programmable Pushbutton Lock" "ILCO UNICAN 4000"

02-150043
45

9. FUNDS CHARGEABLE

10. SIGNATURE *(Requesting Official)* D.J. Hashagen, Sr. Dir, RCD

PART II---COST ESTIMATE
(Filled out by Maintenance Control Division if estimate requested)

11. TO

12. ESTIMATE NO.

13. COST ESTIMATE	
a. Labor	
b. Material	
c. Overhead and/or Surcharge	
d. Equipment Rental/Usage	
e. Contingency	
f. Total	

14. SKETCH/PLAN ATTACHED [ ] YES [ ] NO

15.
[ ] APPROVED PROGRAMMING TO START IN _____
[ ] APPROVED PROGRAMMING TO START IN _____
PROGRAMMING TO START IN _____, IF AUTHORIZED BY 25TH OF _____ AND FUNDS ARE MADE AVAILABLE.
[ ] DISAPPROVED. *(See Reverse Side)*

16. SIGNATURE

17. DATE

PART III--ACTION (Filled out by Requestor)

18. TO

19. AUTHORIZATION TO PROCEED IS ATTACHED *(Check one if other than PW funds are involved)* [ ] NAVCOMPT 140 [ ] OTHER

20. WORK REQUESTED [ ] HAS BEEN CANCELLED [ ] HAS BEEN DEFERRED [ ] WILL BE PERFORMED BY OTHERS

21. SIGNATURE

22. DATE

(See Part IV on Reverse Side)

WORK REQUEST (MAINTENANCE MANAGEMENT)

NAVFAC 9-11014/20 (REV. 2/94 (EF)) (New S/N number pending)

PW Department see instructions in NAVFAC MO-321

Requestor see instructions on Reverse Side

PART 1---REQUEST (Filled out by Requestor)

1. FROM Director, RangeControl Div — Req Code B060

2. REQUEST NO. 0701-B060

3. TO Base Maintenance

4. DATE OF REQUEST 20020701

5. REQUEST FOR [ ] COST ESTIMATE [X] PERFORMANCE OF WORK

5a. REQUEST WORK START ASAP

6. FOR FURTHER INFORMATION CALL SSgt Robinson 451-4261

7. SKETCH/PLAN ATTACHED [ ] YES [X] NO

8. DESCRIPTION OF WORK AND JUSTIFICATION *(including location, type, size, quantity, etc.)*

Request to have photo processors (two) in photo lab disconnected from the power and water supply.

Location: Bldg 54, Room 182

02-149568 (4)
02-149577 (6)

9. FUNDS CHARGEABLE

10. SIGNATURE *(Requesting Official)* Donald J. Hashagen, Sr, Dir, RangeControlDiv

PART II—COST ESTIMATE
(Filled out by Maintenance Control Division if estimate requested)

11. TO

12. ESTIMATE NO.

13. COST ESTIMATE	
a. Labor	
b. Material	
c. Overhead and/or Surcharge	
d. Equipment Rental/Usage	
e. Contingency	
f. Total	

14. SKETCH/PLAN ATTACHED [ ] YES [ ] NO

15.
[ ] APPROVED PROGRAMMING TO START IN _____
[ ] APPROVED PROGRAMMING TO START IN _____
PROGRAMMING TO START IN _____, IF AUTHORIZED BY 25TH OF _____ AND FUNDS ARE MADE AVAILABLE.
[ ] DISAPPROVED, *(See Reverse Side)*

16. SIGNATURE

17. DATE

PART III—ACTION (Filled out by Requestor)

18. TO

19. AUTHORIZATION TO PROCEED IS ATTACHED *(Check one if other than PW funds are involved)* [ ] NAVCOMPT 140 [ ] OTHER

20. WORK REQUESTED [ ] HAS BEEN CANCELLED [ ] HAS BEEN DEFERRED [ ] WILL BE PERFORMED BY OTHERS

21. SIGNATURE

22. DATE

(See Part IV on Reverse Side)

WORK REQUEST ROUTING SLIP

MCBCL 4400/46 (REV. 2-91)

54

THIS WORK SHEET MUST BE USED FOR ALL WORK REQUESTS SUBMITTED TO BASE MAINTENANCE WORK RECEPTION, CAMP LEJEUNE

WORK REQUEST NO.	SKETCH/PLAN ATTACHED	DATE RECEIVED
BOLD RC014	☐ YES ☐ NO	6·17·02

ACTION	IN	OUT	INITIAL	REMARKS
Rev	6·17		CJB	Max 02-145153
JMB				
Parker				
12			MLP	tire sent to shop 41 Parker

WORK REQUEST (MAINTENANCE MANAGEMENT)
NAVFAC 9-11014/20 (REV. 2/94 (EF)) (New S/N number pending)

PW Department see instructions in NAVFAC MO-321

Requestor see instructions on Reverse Side

PART 1---REQUEST (Filled out by Requestor)

1. FROM Range Control, Range Operations Division Req code - B060	2. REQUEST NO. B060-RC-014
3. TO Base Maintenance	4. DATE OF REQUEST 20020617
5. REQUEST FOR ☐ COST ESTIMATE ☒ PERFORMANCE OF WORK	5a. REQUEST WORK START ASAP
6. FOR FURTHER INFORMATION CALL MSgt Wannemacher at 451-5803	7. SKETCH/PLAN ATTACHED ☐ YES ☒ NO

8. DESCRIPTION OF WORK AND JUSTIFICATION *(Including location, type, size, quantity, etc.)*

Repair / Replace front awning on Bldg. 54

Or Review

02-145153

9. FUNDS CHARGEABLE	10. SIGNATURE *(Requesting Official)* Donald J. Hashagen, Sr, Dir, RangeOpsDiv

PART II---COST ESTIMATE
(Filled out by Maintenance Control Division if estimate requested)

11. TO	12. ESTIMATE NO.

13. COST ESTIMATE		14. SKETCH/PLAN ATTACHED ☐ YES ☐ NO
a. Labor		15.
b. Material		☐ APPROVED PROGRAMMING TO START IN _____
c. Overhead and/or Surcharge		☐ APPROVED PROGRAMMING TO START IN _____
d. Equipment Rental/Usage		PROGRAMMING TO START IN _____, IF AUTHORIZED BY 25TH OF _____ AND FUNDS ARE MADE AVAILABLE.
e. Contingency		☐ DISAPPROVED. *(See Reverse Side)*
f. Total		16. SIGNATURE / 17. DATE

PART III---ACTION (Filled out by Requestor)

18. TO

19. AUTHORIZATION TO PROCEED IS ATTACHED *(Check one if other than PW funds are involved)* ☐ NAVCOMPT 140 ☐ OTHER	20. WORK REQUESTED ☐ HAS BEEN CANCELLED ☐ HAS BEEN DEFERRED ☐ WILL BE PERFORMED BY OTHERS
21. SIGNATURE	22. DATE

(See Part IV on Reverse Side)

WORK REQUEST ROUTING SLIP
MCBCL 4400/46 (REV. 2-91)

54

THIS WORK SHEET MUST BE USED FOR ALL WORK REQUESTS SUBMITTED TO BASE MAINTENANCE WORK RECEPTION, CAMP LEJEUNE

WORK REQUEST NO.	SKETCH/PLAN ATTACHED	DATE RECEIVED
BXD 060302	☐ YES ☐ NO	2002 June 4

ACTION	IN	OUT	INITIAL	REMARKS
Rec	6/4		CFB	Max 02-140896
OPS	6/6			
TC				Shop; D's have Jon check out
whatley				
12				Shop 41 - JBW & BG 6-26-02

1650

WORK REQUEST (MAINTENANCE MANAGEMENT)
NAVFAC 9-11014/20 (REV. 2/94 (EF)) (New S/N number pending)

PW Department see instructions in NAVFAC MO-321

Requestor see instructions on Reverse Side

PART 1—REQUEST (Filled out by Requestor)

1. FROM RangeOpsDiv

2. REQUEST NO. ROD060302-B060

3. TO Base Maintenance

4. DATE OF REQUEST 20020603

5. REQUEST FOR [ ] COST ESTIMATE [X] PERFORMANCE OF WORK

5a. REQUEST WORK START ASAP

6. FOR FURTHER INFORMATION CALL Maj John L. Arsenault 451-1480

7. SKETCH/PLAN ATTACHED [ ] YES [X] NO

8. DESCRIPTION OF WORK AND JUSTIFICATION (including location, type, size, quantity, etc.)

Request for action regarding the Liebert Datawave 15-75 kVA, model LS02-600P tag# 1102916. This equipment is located in Rm 141C, Bldg 54. After last power outage, all circuits were checked & found that the transformer only controls 6 floor/wall outlets.We require 3x20 amp circuits to operate TV control room.This can be accomplished by adding 3 breakers in the main power box.Had conversations with the manufacturer and discovered this piece of gear is listed as out of service. The transformer is no longer being made and has no current value in the computer market.As a broadcast center, the transformer DOES greatly interfere with the signal.Request is as follows: (1) have this machine's need evaluated & (2) if is determined that there is no use or need for this machine, have it removed from the building.

02-140894

Rev

9. FUNDS CHARGEABLE

10. SIGNATURE (Requesting Official) Donald J. Hasbargen, Sr, Dir, RangeOpsDiv

PART II—COST ESTIMATE
(Filled out by Maintenance Control Division if estimate requested)

11. TO

12. ESTIMATE NO.

13. COST ESTIMATE	
a. Labor	
b. Material	
c. Overhead and/or Surcharge	
d. Equipment Rental/Usage	
e. Contingency	
f. Total	

14. SKETCH/PLAN ATTACHED [ ] YES [ ] NO

15.
[ ] APPROVED PROGRAMMING TO START IN _____
[ ] APPROVED PROGRAMMING TO START IN _____
PROGRAMMING TO START IN _____, IF AUTHORIZED BY 25TH OF _____ AND FUNDS ARE MADE AVAILABLE.
[ ] DISAPPROVED. (See Reverse Side)

16. SIGNATURE

17. DATE

PART III—ACTION (Filled out by Requestor)

18. TO

19. AUTHORIZATION TO PROCEED IS ATTACHED (Check one if other than PW funds are involved) [ ] NAVCOMPT 140 [ ] OTHER

20. WORK REQUESTED [ ] HAS BEEN CANCELLED [ ] HAS BEEN DEFERRED [ ] WILL BE PERFORMED BY OTHERS

21. SIGNATURE

22. DATE

(See Part IV on Reverse Side)

TAB PLACEMENT HERE

DESCRIPTION:

J.O. Pending

☒ Tab page did not contain hand written information

☐ Tab page contained hand written information
*Scanned as next image