

FILE FOLDER

DESCRIPTION ON TAB:

Fiscal Year 86 Annual

Work Program

Outside/inside of actual folder did not contain hand written information


Outside/inside of actual folder did contain hand written information

***Scanned as next image**

FISCAL YEAR 1986 ANNUAL WORK PROGRAM

BASE MAINTENANCE DIVISION

CAMP LEJEUNE, NORTH CAROLINA



FISCAL YEAR 1986 ANNUAL WORK PROGRAM

	SUP 30s	ES 31-37	CA 41	PT 43	MP 44	CY 46	EL 51	ED 52	RA 53	PL 61	PI 62	MW 63	GK 71	HE 72	SN 75	IV 76	LS 78	TOTAL SHOPS
TMR	7	103	63	30	19	32	27	13	21	27	37	22	58	45	16	12	12	544
AVAILBLE MAN-HOURS	14560	214240	131040	62400	39520	66560	56160	27040	43680	56160	76960	45760	120640	93600	33280	24960	24960	1131520
NO. SUPV.	7	9	6	2	1	1	3	1	1	2	3	1	5	2	1	1	0	46
SUPERVISION	11847	14997	10090	3494	2687	3195	5897	2434	2577	4324	7773	3112	4705	3931	1997	2446	0	85506
LEAVE	2009	25709	16380	7987	5019	9318	7188	3488	5591	7188	9851	5857	15563	11981	4326	3170	3245	143870
HOLIDAY	504	7416	4536	2160	1368	2304	1944	936	1512	1944	2664	1584	4176	3240	1152	864	864	39168
INDIRECT AND ALLOWED	200	14997	8649	4742	3715	3794	2696	1298	2140	4942	2721	3112	9651	10483	3128	3095	2296	81709
TOTAL OVERHEAD	14560	63119	39655	18383	12789	18611	17725	8156	11820	18398	23059	13665	34095	29635	10603	9575	6405	350253
PRODUCTIVE MAN-HOURS		151121	91385	44017	26731	47949	38435	18884	31860	37762	53901	32095	86545	63965	22677	15385	18555	781267
01 ER		32136	9078	574	484	0	3573	2424	5105	4633	4635	1505	1930	368	44	125	125	66739
02 SERVICE		66414	23208	12715	4119	3195	5031	3949	6708	8390	7562	8309	5619	820	1065	6393	3486	166988
03 STANDING (UNEST)		32136	5766	2558	2174	0	505	0	0	2303	0	275	9410	26580	0	0	824	82531
04 STANDING (EST)		12854	0	0	0	44754	8817	7842	16746	4212	25705	412	43310	16286	21532	7014	4867	214351


87


	ES 31-37	CA 41	PT 43	MP 44	CY 46	EL 51	ED 52	RA 53	PL 61	PI 62	MW 63	GK 71	HE 72	SN 75	IV 76	LS 78	TOTAL SHOPS
05 SPECIFIC HRS AVAIL	7581	53333	28170	19954	0	20509	4669	3301	18224	15999	21594	26276	19911	36	1853	9253	250663
RES FOR UNKNOWN 05 MINOR SPECIFIC 25%	1895	13333	7043	4988	0	5127	1168	826	4556	4000	5399	6569	4978	9	463	2313	62667
05 PROGRAMMED SPECIFICS	5686	40000	21127	14966	0	15382	3501	2475	13668	11999	16195	19707	14933	27	1390	6940	187996
TEMP,s FY-86 (1YR)		12187 7ea	8705 5ea	1741 1ea		13928 8ea		3482 2ea		6964 4ea	6964 4ea	19151 11ea					
TEMP,s FY-86 (SUMMER)												30ea 31200					
TOTAL MAN-HOURS AVAILABLE FOR 05 SPECIFIC (LINE 16 AND 17)	5686	52187	29832	16707	0	29310	3501	5957	13668	18963	23159	38858	14933	27	1390	6940	231521


05 PROGRAMMED PROJECTS

RECURRING HOURS		8590	5435	3695		4392	1322	2985	1610	2100	6341	25377	10420		960	7225	80452
CARRY OVER BOMS		20848	7601	7815		16753	1517	319	6004	9380	9922	13581	3559			1147	98446
BMAR PROJECTS		23067	17077	5536		9064	567	66	6482	7686	4176	842					74699
TOTAL PROGRAM		52505	30113	17046		30209	3406	3370	14096	19166	20439	39800	13979		960	8372	253597
VARIANCE OF HOURS PROGRAMMED WITH HOURS AVAILABLE		318 (+)	281 (+)	339 (+)		899 (+)	95 (-)	2587 (-)	428 (+)	203 (+)	2720 (-)	1337 (-)	954 (-)		430 (-)	1432 (+)	22076 (+)


LOCATION	DESCRIPTION	JON	41	43	44	51	52	53	61	62	63	71	72	76	78
	R-1 Work		2000	300	500	800	175	90	275	300	850	575	300		0
	(M-1) with R-1 Work		450	275	60	200	40		25	20	250	45	20		90
	Housing (Non-Contract)		500	400	435	50	200	50	165		500	6000	800		2500
	Dependant Schools		250	100	250	50		50	100	50	100	1200	600		350
	Repair Playing Fields		300									3500	1500		
	Repair to Onslow Beach Cabanas		800	350		180			300		100				
	Pl-Dl-Sl Hours		950	950	100	2500	70	15	220	1100	2000	3200	1000	960	60
	Repairs to Mess Halls							1800							
	Repair Piers		400												
	Repair Pools		150	160					50		100				
	MCAS-Reserve Area		190	400		80	12		65		71	50			
	Winterize-Dewinterize Beach								80						
	Refractory Boiler Work		1000		2000										
	Secure Heat System							80		80					
	Remove Trees														1500
	Paint BOQ Rooms				2000										
	Repairs to Solid Shield		400	250		32			130		20				
	Dewinterize A/C							800							
	Clean right of ways						700					1500			
	Erosion Control											1800	1600		
	Repair Rd. Shoulders											3000	3400		








STATUS	LOCATION	DESCRIPTION	JON	41	43	44	51	52	53	61	62	63	71	72	76	78
BOMS	M 411	Install screens	R1 1080	14	15							62				
BOMS	M 214	Install 400a Serv	R1 1118				47	40								
BOMS	M 516	Rewire Bldg	M1 3013		7	14	245						15			
BOMS	M 613	Rewire Bldg	M1 3015		1	23	102	8					6			
BOMS	M 611	Rewire Bldg	M1 3028		7	8	333						9			
BOMS	M 620	Rep Asbestos Ceil and Rewire	M1 3035	142	30	20	105	12			171		30			
BOMS	M 612	Rewire Complete	M1 3038	157	29	23	96	3					15			
BOMS	M 402	Remove Asbestos and Rewire	M1 3042	155	31	3	105	5			118		14			
BOMS	Nr M 321	Repair Parking Lot	M1 3044	11		6							41	24		
BOMS	M 414	Remove old pipe and Rewire	M1 3050		2	4	170	5			118		14			
BOMS	M 122	Rewire Comp	M1 3091				185						10			
BOMS	M 603	Replace shingles on roof	M1 3138	160								6	70			
BOMS	M 103	Replace Heating System & Rewire	M1 3167	48	140		95				200		15			
BOMS	M 139	Install Chlorine Gas Leak Det	D1 2285				16									
BOMS	M 136	Install Chlorine Gas Leak Det	D1 2292				16									
BOMS	M 512	Rewire Bldg Comp	M1 3420	170	31		105	3				349	37			




STATUS	LOCATION	DESCRIPTION	JDN	41	43	44	51	52	53	61	62	63	71	72	76	78
BOMS	TT 35	Install Chlorine Leak Det	D1 2297				16									
BOMS	BB															
BOMS	BB 190	Install Chlorine Gas Leak Det	D1 2287				16									
BOMS	BB 204	Install Chlorine Gas Leak Det	D1 2298				16									
BOMS	H															
BOMS	H 23	Ext Int Repairs	MZ 0342	32	54											
BOMS	G & PP															
BOMS	G 11A	Replace Valves	R1 1017							24			53	2		
BOMS	G 11D	Install Water Line	R1 1026	3		8				33	5		67	14		
BOMS	TP&PT&PP&F18	Range														
BOMS	PP 1919	Wire New Equip	D1 2078			6	24	5					26			
	M1															
AWT/MAT	RR 8	Remove Asbestos Repl S. Coils	M1 6008	16			16				48					
AWT/MAT	DVA 564	Landscape Grds	M1 6009													
AWT/MAT	1505	Ext Repairs to Woodwork	M1 6001	23	3											
AWT/MAT	FC 300	Repl W/screens	M1 6014	144												
AWT/MAT	M 309	Interior Paint	M1 6021		284											

STATION	DESCRIPTION	JOB	DATE	TIME	BY	REMARKS
100	1. Install...	100	10/10/50	10:00	J.M.	...
100	2. Install...	100	10/10/50	11:00	J.M.	...
100	3. Install...	100	10/10/50	12:00	J.M.	...
100	4. Install...	100	10/10/50	13:00	J.M.	...
100	5. Install...	100	10/10/50	14:00	J.M.	...
100	6. Install...	100	10/10/50	15:00	J.M.	...
100	7. Install...	100	10/10/50	16:00	J.M.	...
100	8. Install...	100	10/10/50	17:00	J.M.	...
100	9. Install...	100	10/10/50	18:00	J.M.	...
100	10. Install...	100	10/10/50	19:00	J.M.	...
100	11. Install...	100	10/10/50	20:00	J.M.	...
100	12. Install...	100	10/10/50	21:00	J.M.	...
100	13. Install...	100	10/10/50	22:00	J.M.	...
100	14. Install...	100	10/10/50	23:00	J.M.	...
100	15. Install...	100	10/10/50	24:00	J.M.	...


STATUS	LOCATION	DESCRIPTION	JDN	41	43	44	51	52	53	61	62	63	71	72	76	78
BOMS	M 219	Rewire & Misc Rpr	M1 4717	23	6	7	115									
BOMS	M 255	Rewire & Misc Rpr	M1 4733	44	10		118						4			
BOMS	M 230	Clean Boiler 39	M1 5983			16										
BOMS	M 305	Int Rep&Rewire	M1 3715	13	3	19	275						8			
BOMS	M 307	Int Rep&Rewire	M1 3765		3	64	155			10			6			
BOMS	M 313	Rewire & Relight	M1 4161		3	9	105						6			
BOMS	M 407	Rewire Comp	M1 4259		3	48	175			10			9			
BOMS	M 403	Rewire Comp	M1 4264		8	68	325			10			15			
BOMS	BA 147	Install Heater	R1 1205	4			24	6								
BOMS	BA 138	Install Chlorine Leak Det	D1 2282				16									
BOMS	SBA 127	Inst Chlorine Leak Det	D1 2300				16									
BOMS	BA 103	Rpl Patio Roof	M1 4009	85	26							9	7			
BOMS	BA 147	Ext & Int Paint	M1 4703		101											
BOMS	BA 106	Clean Boiler 64	M1 5993			16										
BOMS	68 Between BA104-105	Repair sidewalks	M1 4891	15		12							33			
BOMS	LCH 4000	Renovate Bldg	R1 1163	60		15	49									
BOMS	4025	Install Converse Morrors	R1 1173	42	8	37	16									
BOMS	6 26 LCHArea	Repl Firehyrants	M1 4317							250			9			



STATUS	LOCATION	DESCRIPTION	JON	41	43	44	51	52	53	61	62	63	71	72	76	78
BOMS	G 24 Nr LCH 1526	Repair Sewagelines	IMZ 6501							37			39	9		
BOMS	LCH 4014	Clean and Repair Boiler 17	IM1 9018			8										
BOMS	LCH 4014	Clean and Repair Boiler 18	IM1 9024			8										
BOMS	TT 48	Repair Boiler	IMZ 1834			8										
BOMS	TT 48	Repair Boiler 28	IMZ 1834			8										
BOMS	TT 60	Repair Boiler 78	IMZ 1839			8										
BOMS	TT 38	Replace Broken Driveway	IM1 3210	13		7							38	3		
BOMS	TT 35	Install Chlorine Leak Det	ID1 2283				16									
BOMS	TT 35	Install Chlorine Leak Det	ID1 2297				16									
BOMS	TT 2455	Clean & Repair Boiler 31	IM1 9013			8										
BOMS	BB 190	Install Chlorine Gas Leak Det	ID1 2287				16									
BOMS	BB 204	Install Chlorine Gas Leak Det	ID1 2298				16									
BOMS	626 BBArea	Repl Fire Hydrants	IM1 3284							276			15			
BOMS	BB 54	Rpl Condense Unit	IM1 3418			9						24	9			
BOMS	BB 5	Remove Asbestos & Repl Steamline	IM1 3511								444		15			




STATUS	LOCATION	DESCRIPTION	JON	41	43	44	51	52	53	61	62	63	71	72	76	78
BOMS	RR 48	Rpl Ceil & lights	M1 3352	225	40		29						7			
BOMS	G 8 RR Area	Replace sidewalk	M1 3949			210							386	29		
BOMS	RR 238-239	Make Ext Reps	M1 4943									86	8			
BOMS	RR 11	Repl Window Bars	M1 3800	7	21	12						140	9			
BOMS	65	Install Ceiling	RZ 0346	78	4	5	31					42	30			
BOMS	1909	Install Lights	R1 1027		17		17					54				
BOMS	Lot 201 Near s-893	Build Shelter	R1 1034	150		26		47		12			32	4		
BOMS	63	Modify Library	R1 1081	37	5	10						62	19			
BOMS	116	Inst Security Bars	M1 1085		14							86				
BOMS	5400	Repair Boiler 80	MZ 1830			8										
BOMS	5400	Repair Boiler 81	MZ 1837			8										
BOMS	1041	Inst Elec Switch	S1 2065		6	4	41			11	4					
BOMS	20	Inst Gas Leak Det	D1 2279				16									
BOMS	314	Repair Ext light and repairs	M1 3008	38	9		16			11		3		5		
BOMS	2627	Ext & Int Rep	M1 3011	54	69	8					19		6			
BOMS	226	Ext & Int Rep	M1 3032	138	7	16				3		5	6			
BOMS	312	Repair Showers	M1 3034			58				60						
BOMS	905	Ext Int Repairs	M1 3036	112	9	38					112	71	8			
BOMS	134	Repl Ceil & rewire	M1 3040	308	110	9	50					15	14			




START	STOP	DESCRIPTION	AMOUNT
1000	1000
1001	1001
1002	1002
1003	1003
1004	1004
1005	1005
1006	1006
1007	1007
1008	1008
1009	1009
1010	1010
1011	1011
1012	1012
1013	1013
1014	1014
1015	1015
1016	1016
1017	1017
1018	1018
1019	1019
1020	1020
1021	1021
1022	1022
1023	1023
1024	1024
1025	1025
1026	1026
1027	1027
1028	1028
1029	1029
1030	1030
1031	1031
1032	1032
1033	1033
1034	1034
1035	1035
1036	1036
1037	1037
1038	1038
1039	1039
1040	1040
1041	1041
1042	1042
1043	1043
1044	1044
1045	1045
1046	1046
1047	1047
1048	1048
1049	1049
1050	1050

STATUS	LOCATION	DESCRIPTION	JON	41	43	44	51	52	53	61	62	63	71	72	76	78
BOMS	Near 690	Repair Roadways	M1 3562										45	53		
BOMS	1042	Repair v. Blinds	M1 3583	114												
BOMS	1005	Rewire Disbursing	M1 3598				278	6								
BOMS	8	Repl Storm Windows	M1 3599	190	7								6			
BOMS	336	Replace doors & Repair Sheetrock	M1 3621	111	20								4			
BOMS	6	Repl Storm Windows	M1 3626	190	7								6			
BOMS	116	Repair Doors & Vent Heaters	M1 3704	8	12	10						87				
BOMS	Area 100	Rpl Window screens	M1 3673	62												
BOMS	1817	Damage Report Rpr Roof, Wall & Door	M1 3758				10					98	12			
BOMS	3802	Repair Sheetrock Ceiling	M1 3802	37	25											
BOMS	1200	Repair Plaster in Head	M1 3822		10	53										
BOMS	G-8 Central Area	Repair Broken Sidewalk	M1 3848			220							8540	830		
BOMS	1104	Replace Bay doors	M1 3871	100	14							24	6			
BOMS	HP 285	Inst Commode Seal	M1 3880							230						
BOMS	HP 275	Inst Commode Seal	M1 3881							230						
BOMS	HP 255	Inst Commode Seal	M1 3883							230						
BOMS	HP 265	Inst Commode Seal	M1 3882							230						


Year	Month	Day	Event	Location	Notes
1952	12	31	Year End
1953	1	1	New Year
1953	1	15
1953	2	1
1953	2	15
1953	3	1
1953	3	15
1953	4	1
1953	4	15
1953	5	1
1953	5	15
1953	6	1
1953	6	15
1953	7	1
1953	7	15
1953	8	1
1953	8	15
1953	9	1
1953	9	15
1953	10	1
1953	10	15
1953	11	1
1953	11	15
1953	12	1
1953	12	15
1953	12	31	Year End




STATUS	LOCATION	DESCRIPTION	JDN	41	43	44	51	52	53	61	62	63	71	72	76	78
		Boiler 88														
BOMS	905	Rpl Light Fixture	M1 3388				340						10			
BOMS	Near 712	Repl Sewage System	M1 3705	11		16	18			36			77	41		
BOMS	1101	Repl Ceiling&Light	M1 3714	505			269						14			
BOMS	65 Near63	Repair Drainage	M1 3998			7							84	34		56
BOMS	Near 1012	Repair Drop Inlet	M1 4033			71							461	52		
BOMS	1012	Repair Doors,Wall and paint	M1 4055	13	3	68						38				
BOMS	900	Remove Asbestos & Repl Cond Pump	M1 4278				4				59		5			
BOMS	1201	Repair Doors	M1 4306		8							96				
BOMS	1211	Repl/Repr Doors	M1 4396		14							78				
BOMS	325	Replace Insulation Duct	M1 4443								54	53				
BOMS	501	Repair Doors	M1 4547	59	9											
BOMS	Nr 1113&1101	Rep POV Park Lot	M1 4387		16	7							88	28		
BOMS	1301	Remove Asbestos	M1 5109								54					
BOMS	TC 460	Rewire & Relight	M1 3500				65									
BOMS	TC 760	Rewire & Relight	M1 3501				100	12								
BOMS	TC 569	Replace Lights	M1 3510				65									
BOMS	G-8 CG-1	Replace Sidewalks	M1 3515	15		13							90	10		
BOMS	STC 500	Relcate Wires	M1 3711	38	3		20					12	15			




STATUS	LOCATION	DESCRIPTION	JDN	41	43	44	51	52	53	61	62	63	71	72	76	78
		Repair Meterhouse														
BOMS	TC 562	Repair Exterior	M1 3872		30							307				
BOMS	TC 560	Rep Ext&Repl Doors	M1 3900		21							231				
BOMS	TC 910	Ext&Int Repairs	M1 4101	314	135		53			319	1236		15			
BOMS	TC 1066	Repl Shingle Roof	M1 4232	210									12			
BOMS	TC 1019	Repl Condensate Lines	M1 4303	6	2						57		4			
BOMS	B 640	Repl Steam & Cond lines	M1 4312								276		20			
BOMS	TC 462	Rewire & Relight	M1 4700				65									
BOMS	STC 567	Clean & Repair Boiler 82	M1 9025			10										
BOMS	TC 729	Interior Paint	M1 3025		120											
BOMS	TC 751	Rewire Bldg Comp	M1 3259	39	9		107	5					6			
BOMS	TC 836	Rewire Bldg Comp	M1 3271	20	6		107	5					6			
BOMS	TC 849	Rewire bldg Comp	M1 3278	28	9		107	5					6			
BOMS	TC 738	Interior Paint	M1 3279		120											
BOMS	TC 1047	Rewire Bldg	M1 3311	47	19		105	2					6			
BOMS	TC 1065	Ext & Int Repairs	M1 3313	22	3				13	45		15	5			
BOMS	TC 852	Ext Int Rep&Rewire	M1 3314	203	10		107	5					18			
BOMS	TC 1500	Repair Boiler 60	MZ 1838			10										
BOMS	TC 842 845	Inst washer/dryer	SI 2016	21			48	14		36						




STATUS	LOCATION	DESCRIPTION	JON	41	43	44	51	52	53	61	62	63	71	72	76	78
BOMS	TC 809	Rep wire&light &and paint	M1 3111	39	15	44	95	52					6			
BOMS	TC 771	Repl front of bldg	M1 3122	100	98	30	109	6				330	30			
BOMS	TC 501	Install Chlorine Gas Leak Det	D1 2284				16									
BOMS	TC 563	Install Chlorine Gas Leak Det	D1 2296				16									
BOMS	TC 828	Ext & Int Repairs &and rewire	M1 3272	31	9		107	5					6			
BOMS	TC 829	Ext Int Repairs &and rewire	M1 3273	53	12		107	5					6			
BOMS	TC 1017	Rpr windows&doors	M1 3319	53	10				8							
BOMS	TC 2221 <i>1046</i>	Rep windows&doors	M1 3321	49	13				8							
BOMS	TC 1069	Repl Tile & Shower stalls	M1 3331	37						17			11			
BOMS	TC 719	Replace Roof comp	M1 3375	195									24			
BOMS	TC 708	Replace Roof Comp	M1 3382	195									24			
BOMS	TC 707	Replace roof comp	M1 3385	195									24			
BOMS	TC 1039	Rep Doors&windows	M1 3391	67	19				7							
BOMS	TC 716	Make Elect Repairs	M1 3416	4	2		82									
BOMS	TC 1007	Rewire Bldg	M1 3462				145	8					7			
BOMS	TC 562	Rewire Bldg	M1 3468				76	8								
BOMS	TC 854	Rewire Bldg	M1 3474	87	130	15	175	8				30	16			



STATUS	LOCATION	DESCRIPTION	JON	41	43	44	51	52	53	61	62	63	71	72	76	78
BOMS	TC 341	Replace fixtures	IM1 3475				72									
BOMS	TC 951	Rewire Bldg Comp	IM1 3477	48	4	4	145	8					11			
BOMS	TC 750	Ext Int Rep&Rewire	IM1 3315	23	7		107	5					6			
BOMS	TC 853	Ext Int Rep&Rewire	IM1 3336	21	118		122	5					6			
BOMS	TC 1018	Ext Int Rep&Rewire	IM1 3337	221	13		105	5					40			
BOMS	TC 1143	Ext Int Rep&Rewire	IM1 3342	17	2		134	5					7			
BOMS	G4 CGeiger	Repair Grounds	IM1 3783										476	116		
BOMS	G Barrack	Repair Pipe Chases	IM1 3964	21	4							656				
BOMS	TC 342	Exterior repairs	IM1 4151		29							312				
BOMS	TC 718	Int rep&Rewire	IM1 5045	27	5	6	105	5					8			
BOMS	TC 839	Ext Int Rep&Rewire	IM1 5058	40	6		105	5								
BOMS	TC 838	Misc Rep&Rewire	IM1 5106	53	3	6	105	5								
BOMS	TC 837	Misc Rep&Rewire	IM1 5124	65	11	11	105	5								
BOMS	TC 743	Int Rep&Rewire	IM1 5125	161	86		79	5				15	11			
BOMS	TC 744	Int rep&rewire	IM1 5126	255	90		79	5				15	11			
BOMS	AS 514	Repl Builtup roof	IM1 3792	27	19							10	12			
BOMS	AS 225	Repair door&cover Holes	IM1 4144		11	33						31				
BOMS	AS 145	Remove Trees	IM1 4304													400
BOMS	AS 588	Rep & paint Bldg	IM1 4313		32							30				



STATUS	LOCATION	DESCRIPTION	JDN	41	43	44	51	52	53	61	62	63	71	72	76	78
BOMS	AS 216,217	Repl INcandlights	M1 4425				140									
BOMS	As 416	Rewire & Relight	M1 4463				75	4					11			
BOMS	AS 215	Rpl Wastevent Pipe	M1 4577			19				134			19			
BOMS	AS 217	Rpl Wastevent Pipe	M1 4578			19				134			19			
BOMS	AS 214	Rpl Wastevent Pipe	M1 4579			19				146			19			
BOMS	AS 515	Rpl Ceiling Tile	M1 4753	30												
BOMS	AS 4010	Rpl metal windows	M1 5233	62												
BOMS	AS 4151	Clean Boiler 17	M1 5978			32										
BOMS	As 4151	Clean Boiler 16	M1 5985			32										
BOMS	AS 702	Clean Boiler 6	M1 9019			10										
BOMS	AS 504	Rep doors&locks	M1 3619		15	56						165				
BOMS	AS 705	Rep Ext Lights	M1 3717				275					7	11			
BOMS	Nr AS 4100	Repair Condensate lines	M1 4105								45		8	8		
BOMS	AS 143	Clean Fence&Paint	M1 5070											55	12	
BOMS	AS 302	Renov Dark Room	R2 0304	96	5	28	28			45	32	36	4			
BOMS	AS 504,515 4100	Imp Security of Bldg	R1 1227		3							65				
BOMS	AS 217	Inst Washer/dryer	S1 2106			11	29			32						
BOMS	AS 818	Ext Int Rep&lights	M1 3007	32	6		42			32			118			
BOMS	AS 114	REmove Asbestos rep steamlines	M1 3016		2						435	19	11			




STATUS	LOCATION	DESCRIPTION	JON	41	43	44	51	52	53	61	62	63	71	72	76	78
BOMS	AS 124	Renov steam & cond lines	M1 3102								596		18			
BOMS	AS 502	Repl Exist light ceiling tile,asbes	M1 3094	10			95				514		15			
BOMS	AS 110	Install Chlorine Gas Leak Det	D1 2288				16									
BOMS	AS 202	Install Chlorine Gas Leak Det	D1 2289				16									
BOMS	AS 709	Install Chlorine Gas Leak Det	D1 2290				16									
BOMS	AS 587	Int Rep&Paint	M1 3255	33	31							19				
BOMS	AS 539	Rep Flat Roof w/built up	M1 3346	134	9		17	12					5			
BOMS	AS 404 D	Drill Weepholes in brick	M1 3426		64	76										
BOMS	AS 4146	Rep Ceil&wiring	M1 3436	8			57					14	8			
BOMS	AS 128	Rpl Roof Comp and paint	M1 3473	38	13								11			
BOMS	AS 840	Rpl Rock w/ top soil	M1 3521										158	58		
BOMS	Nr AS 832	Correct Drainage	M1 3580			19							97	21		
BOMS	AS 233	Rpl Existing AC	M1 3592			10	12		14		27	46				
BOMS	AS 118	Repl Ext Doors	M1 3716	34	47											
BOMS	AS 520	Repl Built up roof	M1 3791	63								10	16			

Year	Month	Day	Event	Location	Notes
1950	12	15	Christmas	Home	Family gathering
1951	1	10	New Year	Home	Party with friends
1952	2	20	Valentine's	Home	Received letter from John
1953	3	15	Easter	Church	Went to service
1954	4	1	April Fools	Home	Practical jokes
1955	5	1	May Day	Home	Decorated house
1956	6	1	June 1st	Home	Summer vacation plans
1957	7	1	July 1st	Home	Received letter from Mary
1958	8	1	August 1st	Home	Family reunion
1959	9	1	September 1st	Home	Received letter from John
1960	10	1	October 1st	Home	Family gathering
1961	11	1	November 1st	Home	Received letter from Mary
1962	12	1	December 1st	Home	Family gathering

STATUS	LOCATION	DESCRIPTION	JDN	41	43	44	51	52	53	61	62	63	71	72	76	78
BOMS	FC 100	Repair Ceilingtile	M1 3067	36	8	29										
BOMS	FC 311	Rpl Porch Steps	M1 3332	11	88	88						28	24	2		
BOMS	FC Area G12	Rep curb inlets	M1 3807	25	1	10							27			
BOMS	G8 FCArea	Repair Sidewalks	M1 3868			225							350	16		
BOMS	FC 304	Rpl Doors, Porch	M1 3197	9	28	6						59	21			
BOMS	A 2	Rep Asbesto&Pipe	M1 3068			7				198	212		16			
BOMS	S 2632	Inst Chlorine Gas Leak Det	D1 2291				16									
BOMS	SA 38	Procure 45K.W.Gen	M1 3667				20					24	4	24		
BOMS	A 1	Remove Asbesto& replace lines	M1 4314				3			212	186		19			
BOMS	S 542, 543	Repl Ball Field back stop	M1 4763	88								88				
BOMS	S714	Rewire complete	M1 3049	72			80	8					14			
BOMS	SM 329	Install Furnaces	M1 3849				18					37				
BOMS	TP 455	Remove dead trees	M1 3359													92
BOMS	PT 30	Ext Rep&Paint	M1 4189	30	43				8							
BOMS	PP 1919	Wire new equip	D1 2078			6	24	5					26			
BOMS	G 22 F 18 Range	Seed & Fertilize Range	M1 5133										62			

1948
1949
1950
1951
1952
1953
1954
1955
1956
1957
1958
1959
1960
1961
1962
1963
1964
1965
1966
1967
1968
1969
1970
1971
1972
1973
1974
1975
1976
1977
1978
1979
1980
1981
1982
1983
1984
1985
1986
1987
1988
1989
1990
1991
1992
1993
1994
1995
1996
1997
1998
1999
2000
2001
2002
2003
2004
2005
2006
2007
2008
2009
2010
2011
2012
2013
2014
2015
2016
2017
2018
2019
2020
2021
2022
2023
2024
2025
2026
2027
2028
2029
2030
2031
2032
2033
2034
2035
2036
2037
2038
2039
2040
2041
2042
2043
2044
2045
2046
2047
2048
2049
2050
2051
2052
2053
2054
2055
2056
2057
2058
2059
2060
2061
2062
2063
2064
2065
2066
2067
2068
2069
2070
2071
2072
2073
2074
2075
2076
2077
2078
2079
2080
2081
2082
2083
2084
2085
2086
2087
2088
2089
2090
2091
2092
2093
2094
2095
2096
2097
2098
2099
2100



STATION	LOCATION	DESCRIPTION	DATE	TIME	REMARKS
STATION 1001	REPLACE LAMP	REPLACE LAMP	10/23	10:30	REPLACE LAMP
STATION 1002	REPLACE LAMP	REPLACE LAMP	10/23	11:00	REPLACE LAMP
STATION 1003	REPLACE LAMP	REPLACE LAMP	10/23	11:30	REPLACE LAMP
STATION 1004	REPLACE LAMP	REPLACE LAMP	10/23	12:00	REPLACE LAMP
STATION 1005	REPLACE LAMP	REPLACE LAMP	10/23	12:30	REPLACE LAMP
STATION 1006	REPLACE LAMP	REPLACE LAMP	10/23	13:00	REPLACE LAMP
STATION 1007	REPLACE LAMP	REPLACE LAMP	10/23	13:30	REPLACE LAMP
STATION 1008	REPLACE LAMP	REPLACE LAMP	10/23	14:00	REPLACE LAMP
STATION 1009	REPLACE LAMP	REPLACE LAMP	10/23	14:30	REPLACE LAMP
STATION 1010	REPLACE LAMP	REPLACE LAMP	10/23	15:00	REPLACE LAMP
STATION 1011	REPLACE LAMP	REPLACE LAMP	10/23	15:30	REPLACE LAMP
STATION 1012	REPLACE LAMP	REPLACE LAMP	10/23	16:00	REPLACE LAMP
STATION 1013	REPLACE LAMP	REPLACE LAMP	10/23	16:30	REPLACE LAMP
STATION 1014	REPLACE LAMP	REPLACE LAMP	10/23	17:00	REPLACE LAMP
STATION 1015	REPLACE LAMP	REPLACE LAMP	10/23	17:30	REPLACE LAMP
STATION 1016	REPLACE LAMP	REPLACE LAMP	10/23	18:00	REPLACE LAMP
STATION 1017	REPLACE LAMP	REPLACE LAMP	10/23	18:30	REPLACE LAMP
STATION 1018	REPLACE LAMP	REPLACE LAMP	10/23	19:00	REPLACE LAMP
STATION 1019	REPLACE LAMP	REPLACE LAMP	10/23	19:30	REPLACE LAMP
STATION 1020	REPLACE LAMP	REPLACE LAMP	10/23	20:00	REPLACE LAMP

DATE	DESCRIPTION	AMOUNT	BALANCE
1950-01-01	Balance	100.00	100.00
1950-01-15	John Doe	50.00	50.00
1950-02-01	John Doe	25.00	25.00
1950-02-15	John Doe	12.50	12.50
1950-03-01	John Doe	6.25	6.25
1950-03-15	John Doe	3.12	3.12
1950-04-01	John Doe	1.56	1.56
1950-04-15	John Doe	0.78	0.78
1950-05-01	John Doe	0.39	0.39
1950-05-15	John Doe	0.19	0.19
1950-06-01	John Doe	0.09	0.09
1950-06-15	John Doe	0.05	0.05
1950-07-01	John Doe	0.02	0.02
1950-07-15	John Doe	0.01	0.01
1950-08-01	John Doe	0.00	0.00
1950-08-15	John Doe	0.00	0.00
1950-09-01	John Doe	0.00	0.00
1950-09-15	John Doe	0.00	0.00
1950-10-01	John Doe	0.00	0.00
1950-10-15	John Doe	0.00	0.00
1950-11-01	John Doe	0.00	0.00
1950-11-15	John Doe	0.00	0.00
1950-12-01	John Doe	0.00	0.00
1950-12-15	John Doe	0.00	0.00
1951-01-01	John Doe	0.00	0.00

STATUS	LOCATION	DESCRIPTION	JON	41	43	44	51	52	53	61	62	63	71	72	76	78
AWT/MAT	G1 A	Rpl 4/0 conductors	M1 4695					16								
AWT/MAT	M 255	Remove Replace Light Fixtures	M1 4697				34									
AWT/MAT	524	Replace Heat Coil	M1 4719								16					
AWT/MAT	FC 306	Repl Chill w/coil A/H unit	M1 4720								24					
AWT/MAT	900 Area	Relamp Rpr Light	M1 4723				545									
AWT/MAT	RR 9	Repl v/blinds	M1 4725	60												
AWT/MAT	535	Repl w/screens	M1 4774	8												
AWT/MAT	FC 400's	Repl w/screens	M1 4822	66												
AWT/MAT	SA 35	Set poles run ser	M1 4849	2	2	4	34	17		14		10	59	7		
AWT/MAT	HP 51's	Replace w/screens	M1 4850	92												
AWT/MAT	G 25A	Replace Diesel Fuel Pumps	M1 4855				32				8					
AWT/MAT	1500	Replace Doors	M1 4853		9	22						67				
AWT/MAT	902	Insul Steam& Cond	M1 4854								66					
AWT/MAT	1938	Replace ceiling, Door Trim Paint	M1 4856	52	18	110	10									
AWT/MAT	M 109	Rep Siding Paint	M1 4869	113	11								8			
AWT/MAT	M 90	Repair Rollup Door	M1 4870				24					12				
AWT/MAT	513	Rep w/bars secure Rifle Racks	M1 4871		8							56				

STATE	COUNTY	SECTION	TRACT	ACRES	OWNER
ALABAMA	ALBANY	1	1	100	ALBANY TRACT
ALABAMA	ALBANY	1	2	100	ALBANY TRACT
ALABAMA	ALBANY	1	3	100	ALBANY TRACT
ALABAMA	ALBANY	1	4	100	ALBANY TRACT
ALABAMA	ALBANY	1	5	100	ALBANY TRACT
ALABAMA	ALBANY	1	6	100	ALBANY TRACT
ALABAMA	ALBANY	1	7	100	ALBANY TRACT
ALABAMA	ALBANY	1	8	100	ALBANY TRACT
ALABAMA	ALBANY	1	9	100	ALBANY TRACT
ALABAMA	ALBANY	1	10	100	ALBANY TRACT
ALABAMA	ALBANY	1	11	100	ALBANY TRACT
ALABAMA	ALBANY	1	12	100	ALBANY TRACT
ALABAMA	ALBANY	1	13	100	ALBANY TRACT
ALABAMA	ALBANY	1	14	100	ALBANY TRACT
ALABAMA	ALBANY	1	15	100	ALBANY TRACT
ALABAMA	ALBANY	1	16	100	ALBANY TRACT
ALABAMA	ALBANY	1	17	100	ALBANY TRACT
ALABAMA	ALBANY	1	18	100	ALBANY TRACT
ALABAMA	ALBANY	1	19	100	ALBANY TRACT
ALABAMA	ALBANY	1	20	100	ALBANY TRACT
ALABAMA	ALBANY	1	21	100	ALBANY TRACT
ALABAMA	ALBANY	1	22	100	ALBANY TRACT
ALABAMA	ALBANY	1	23	100	ALBANY TRACT
ALABAMA	ALBANY	1	24	100	ALBANY TRACT
ALABAMA	ALBANY	1	25	100	ALBANY TRACT
ALABAMA	ALBANY	1	26	100	ALBANY TRACT
ALABAMA	ALBANY	1	27	100	ALBANY TRACT
ALABAMA	ALBANY	1	28	100	ALBANY TRACT
ALABAMA	ALBANY	1	29	100	ALBANY TRACT
ALABAMA	ALBANY	1	30	100	ALBANY TRACT
ALABAMA	ALBANY	1	31	100	ALBANY TRACT
ALABAMA	ALBANY	1	32	100	ALBANY TRACT
ALABAMA	ALBANY	1	33	100	ALBANY TRACT
ALABAMA	ALBANY	1	34	100	ALBANY TRACT
ALABAMA	ALBANY	1	35	100	ALBANY TRACT
ALABAMA	ALBANY	1	36	100	ALBANY TRACT
ALABAMA	ALBANY	1	37	100	ALBANY TRACT
ALABAMA	ALBANY	1	38	100	ALBANY TRACT
ALABAMA	ALBANY	1	39	100	ALBANY TRACT
ALABAMA	ALBANY	1	40	100	ALBANY TRACT
ALABAMA	ALBANY	1	41	100	ALBANY TRACT
ALABAMA	ALBANY	1	42	100	ALBANY TRACT
ALABAMA	ALBANY	1	43	100	ALBANY TRACT
ALABAMA	ALBANY	1	44	100	ALBANY TRACT
ALABAMA	ALBANY	1	45	100	ALBANY TRACT
ALABAMA	ALBANY	1	46	100	ALBANY TRACT
ALABAMA	ALBANY	1	47	100	ALBANY TRACT
ALABAMA	ALBANY	1	48	100	ALBANY TRACT
ALABAMA	ALBANY	1	49	100	ALBANY TRACT
ALABAMA	ALBANY	1	50	100	ALBANY TRACT

STATION	LOCATION	DATE	TIME	WIND	TEMP	REL. HUM.	SEA	REMARKS
100	Pointe de la Vierge	1952	10:00	10	18	85	1/2	Light breeze
101	Pointe de la Vierge	1952	11:00	10	18	85	1/2	Light breeze
102	Pointe de la Vierge	1952	12:00	10	18	85	1/2	Light breeze
103	Pointe de la Vierge	1952	13:00	10	18	85	1/2	Light breeze
104	Pointe de la Vierge	1952	14:00	10	18	85	1/2	Light breeze
105	Pointe de la Vierge	1952	15:00	10	18	85	1/2	Light breeze
106	Pointe de la Vierge	1952	16:00	10	18	85	1/2	Light breeze
107	Pointe de la Vierge	1952	17:00	10	18	85	1/2	Light breeze
108	Pointe de la Vierge	1952	18:00	10	18	85	1/2	Light breeze
109	Pointe de la Vierge	1952	19:00	10	18	85	1/2	Light breeze
110	Pointe de la Vierge	1952	20:00	10	18	85	1/2	Light breeze
111	Pointe de la Vierge	1952	21:00	10	18	85	1/2	Light breeze
112	Pointe de la Vierge	1952	22:00	10	18	85	1/2	Light breeze
113	Pointe de la Vierge	1952	23:00	10	18	85	1/2	Light breeze
114	Pointe de la Vierge	1952	00:00	10	18	85	1/2	Light breeze
115	Pointe de la Vierge	1952	01:00	10	18	85	1/2	Light breeze
116	Pointe de la Vierge	1952	02:00	10	18	85	1/2	Light breeze
117	Pointe de la Vierge	1952	03:00	10	18	85	1/2	Light breeze
118	Pointe de la Vierge	1952	04:00	10	18	85	1/2	Light breeze
119	Pointe de la Vierge	1952	05:00	10	18	85	1/2	Light breeze
120	Pointe de la Vierge	1952	06:00	10	18	85	1/2	Light breeze

STATION	LOCATION	DESCRIPTION	DATE	TIME	REMARKS
101	101	101	101	101	101
102	102	102	102	102	102
103	103	103	103	103	103
104	104	104	104	104	104
105	105	105	105	105	105
106	106	106	106	106	106
107	107	107	107	107	107
108	108	108	108	108	108
109	109	109	109	109	109
110	110	110	110	110	110
111	111	111	111	111	111
112	112	112	112	112	112
113	113	113	113	113	113
114	114	114	114	114	114
115	115	115	115	115	115
116	116	116	116	116	116
117	117	117	117	117	117
118	118	118	118	118	118
119	119	119	119	119	119
120	120	120	120	120	120
121	121	121	121	121	121
122	122	122	122	122	122
123	123	123	123	123	123
124	124	124	124	124	124
125	125	125	125	125	125
126	126	126	126	126	126
127	127	127	127	127	127
128	128	128	128	128	128
129	129	129	129	129	129
130	130	130	130	130	130
131	131	131	131	131	131
132	132	132	132	132	132
133	133	133	133	133	133
134	134	134	134	134	134
135	135	135	135	135	135
136	136	136	136	136	136
137	137	137	137	137	137
138	138	138	138	138	138
139	139	139	139	139	139
140	140	140	140	140	140
141	141	141	141	141	141
142	142	142	142	142	142
143	143	143	143	143	143
144	144	144	144	144	144
145	145	145	145	145	145
146	146	146	146	146	146
147	147	147	147	147	147
148	148	148	148	148	148
149	149	149	149	149	149
150	150	150	150	150	150

Item No.	Description	Quantity	Unit	Price	Total
1
2
3
4
5
6
7
8
9
10
11
12
13
14
15
16
17
18
19
20
21
22
23
24
25
26
27
28
29
30
31
32
33
34
35
36
37
38
39
40
41
42
43
44
45
46
47
48
49
50
51
52
53
54
55
56
57
58
59
60
61
62
63
64
65
66
67
68
69
70
71
72
73
74
75
76
77
78
79
80
81
82
83
84
85
86
87
88
89
90
91
92
93
94
95
96
97
98
99
100

STATUS	LOCATION	DESCRIPTION	JDN	41	43	44	51	52	53	61	62	63	71	72	76	78
AWT/MAT	1860	Rep AC Pump	M1 3601											8		
AWT/MAT	6 11A	Replace watermain valves	M1 2600					8		152			36	89		
AWT/MAT	6 11B	Loc Insp repack valve boxes	M1 2601		1					328		4	150			
AWT/MAT	6 11A	Loc Insp Repack	M1 2602		1					172		4	71			
AWT/MAT	AS 414	Remove Replace Light Fixtures	M1 2603				16									
AWT/MAT	12	Remove Replace wall board carpet	M1 2604	76	56								8			
AWT/MAT	125	Int Repair ceiling door window	M1 3574	680	303	385	1239	33		40		399	8			
AWT/MAT	125	Int Rpr 1st Amend	M1 3574			380										
AWT/MAT	125	Int Rpr 2D Amend	M1 3574	32												
AWT/MAT	1118	Repl Sub S Off 1st Amend	M1 4102							32						
AWT/MAT	SRR 44	Rpl locks & hasp	M1 3999									16				
AWT/MAT	SBA 108	Rpl Locks & Hasp	M1 3939									16				
AWT/MAT	SBB 25	Rpl Locks & Hasp	M1 3938									16				
AWT/MAT	SM 629	Rpl Locks & Hasp	M1 3937									16				
AWT/MAT	AS 310,4030 STC 606,1090	Rpl Locks & Hasp	M1 3936									64				
AWT/MAT	SFC 242	Rpl waste oil tank	M1 3911	10		7					12	4	30	14		
AWT/MAT	6 25B	Rep Petro Meter	M1 3896								30					

Item No.	Description	Quantity	Unit Price	Total Price
1
2
3
4
5
6
7
8
9
10
11
12
13
14
15
16
17
18
19
20
21
22
23
24
25
26
27
28
29
30
31
32
33
34
35
36
37
38
39
40
41
42
43
44
45
46
47
48
49
50
51
52
53
54
55
56
57
58
59
60
61
62
63
64
65
66
67
68
69
70
71
72
73
74
75
76
77
78
79
80
81
82
83
84
85
86
87
88
89
90
91
92
93
94
95
96
97
98
99
100

STATUS	LOCATION	DESCRIPTION	JON	41	43	44	51	52	53	61	62	63	71	72	76	78
AWT/MAT	AS 4100	Reno Fire Prot Sys	M1 3814		88						306					
AWT/MAT	901	Rpr overhead crane	M1 3751				80									
AWT/MAT	901	Rpr overhead crane	M1 3751		10							154		18		
AWT/MAT	TC 900	Rpl unit heaters	M1 3338	121	19		40				64		6			
AWT/MAT	M 415	Repair replace ceiling mech rep	M1 3022	170	31	40	100	4			316		31			
AWT/MAT	AS 144	Inst meter device	M1 2113								8					
AWT/MAT	2626	Repair rewire	M1 3135	80	14	19	110				34		6			
AWT/MAT	M 606	Rewire Rpl Ceiling	M1 3139	185	31		90	5			118		14			
AWT/MAT	G 1A	Rpl Trans F Bank	M1 3200					44								
AWT/MAT	G 1A	Rework Dist Sys	M1 3589					190								
AWT/MAT	G 1A	Inst Rdway Light	M1 3798					14								
AWT/MAT	H 106	Rep landing light	M1 3816	14		25	48						44			
AWT/MAT	AS 515	Replace door	M1 3821									8				
AWT/MAT	40	Inst Doub Throw	M1 3935				25	17				7				
AWT/MAT	37	Rpl heat, light sys	M1 4134	241		4	165	6	44		509	300	37			
AWT/MAT	G 12	Install Culverts	M1 4336										552	596		
AWT/MAT	G 5	Rpr Pub lawn	M1 4442										401	144		
AWT/MAT	HP G1A	Rpl 30 Gangswitche	M1 4480					72								
AWT/MAT	897 898	Replace kit units	M1 4545				198			362						

DATE	DESCRIPTION	AMOUNT	BALANCE
1953-01-01	Balance forward		100.00
1953-01-15	Deposit	50.00	150.00
1953-01-20	Withdrawal	(20.00)	130.00
1953-02-01	Deposit	75.00	205.00
1953-02-10	Withdrawal	(30.00)	175.00
1953-02-25	Deposit	40.00	215.00
1953-03-05	Withdrawal	(15.00)	200.00
1953-03-15	Deposit	60.00	260.00
1953-03-20	Withdrawal	(25.00)	235.00
1953-04-01	Deposit	80.00	315.00
1953-04-10	Withdrawal	(40.00)	275.00
1953-04-20	Deposit	55.00	330.00
1953-05-05	Withdrawal	(20.00)	310.00
1953-05-15	Deposit	70.00	380.00
1953-05-25	Withdrawal	(35.00)	345.00
1953-06-01	Deposit	90.00	435.00
1953-06-10	Withdrawal	(45.00)	390.00
1953-06-20	Deposit	65.00	455.00
1953-06-30	Balance forward		455.00

STATUS	LOCATION	DESCRIPTION	JON	41	43	44	51	52	53	61	62	63	71	72	76	78
AWT/MAT	G 11A	Reroute Watermain	M1 4554			12		2		32			4	22		
AWT/MAT	G 1A	Repl Rotten Poles	M1 4566					160						32		
AWT/MAT	H 1	Inst Pkg Chiller	M1 4634			10	14		22	60	35	6	6	4		
AWT/MAT	3	Rpl AC Compressor	M1 4660						20							
AWT/MAT	322	Rpl AC Compressor	M1 4769						22							
AWT/MAT	AS 110	Cut Asphalt Replace Gaslines	M1 4726								29		80	4		
AWT/MAT	84	Rpl AC Compressor	M1 4861						18							
AWT/MAT	460	Rpl AC Compressor	M1 5264											8		
AWT/MAT	61D	Rpl 15KU Cable	M1 5272					80								
AWT/MAT	G 1A	Rpl UnderG. Feeder	M1 5279					79								
AWT/MAT	61A	Rpl Transformer	M1 5289					6								
AWT/MAT	LCH 4023	Repair wall & door floors	M1 4862	48	143		18									
AWT/MAT	AS 6001-6054	Repair & paint Reserve Bks	M1 44404	148	355								40			17
AWT/MAT	S 1726	Repair bleachers	M1 4377	650								176	30			
AWT/MAT	G 8D	Replace sidewalks	M1 4063			167							380	24		
AWT/MAT	FC 304	Rpl Hdwe wallocker	M1 3846	6												
AWT/MAT	1041	Rpl door & frame	M1 3596	6	4	22						13				
AWT/MAT	BA 188	Repair Mobile Home	M1 48	11			4			9						
AWT/MAT	307	Replace doors hdwe	M1 3051	64	11	56						8				

Item No.	Description	Quantity	Unit	Price	Total
1	1000-1000	100	EA	1.00	100.00
2	1000-1000	100	EA	1.00	100.00
3	1000-1000	100	EA	1.00	100.00
4	1000-1000	100	EA	1.00	100.00
5	1000-1000	100	EA	1.00	100.00
6	1000-1000	100	EA	1.00	100.00
7	1000-1000	100	EA	1.00	100.00
8	1000-1000	100	EA	1.00	100.00
9	1000-1000	100	EA	1.00	100.00
10	1000-1000	100	EA	1.00	100.00
11	1000-1000	100	EA	1.00	100.00
12	1000-1000	100	EA	1.00	100.00
13	1000-1000	100	EA	1.00	100.00
14	1000-1000	100	EA	1.00	100.00
15	1000-1000	100	EA	1.00	100.00
16	1000-1000	100	EA	1.00	100.00
17	1000-1000	100	EA	1.00	100.00
18	1000-1000	100	EA	1.00	100.00
19	1000-1000	100	EA	1.00	100.00
20	1000-1000	100	EA	1.00	100.00
21	1000-1000	100	EA	1.00	100.00
22	1000-1000	100	EA	1.00	100.00
23	1000-1000	100	EA	1.00	100.00
24	1000-1000	100	EA	1.00	100.00
25	1000-1000	100	EA	1.00	100.00
26	1000-1000	100	EA	1.00	100.00
27	1000-1000	100	EA	1.00	100.00
28	1000-1000	100	EA	1.00	100.00
29	1000-1000	100	EA	1.00	100.00
30	1000-1000	100	EA	1.00	100.00
31	1000-1000	100	EA	1.00	100.00
32	1000-1000	100	EA	1.00	100.00
33	1000-1000	100	EA	1.00	100.00
34	1000-1000	100	EA	1.00	100.00
35	1000-1000	100	EA	1.00	100.00
36	1000-1000	100	EA	1.00	100.00
37	1000-1000	100	EA	1.00	100.00
38	1000-1000	100	EA	1.00	100.00
39	1000-1000	100	EA	1.00	100.00
40	1000-1000	100	EA	1.00	100.00
41	1000-1000	100	EA	1.00	100.00
42	1000-1000	100	EA	1.00	100.00
43	1000-1000	100	EA	1.00	100.00
44	1000-1000	100	EA	1.00	100.00
45	1000-1000	100	EA	1.00	100.00
46	1000-1000	100	EA	1.00	100.00
47	1000-1000	100	EA	1.00	100.00
48	1000-1000	100	EA	1.00	100.00
49	1000-1000	100	EA	1.00	100.00
50	1000-1000	100	EA	1.00	100.00

STATUS	LOCATION	DESCRIPTION	JON	41	43	44	51	52	53	61	62	63	71	72	76	78
AWT/MAT	443	Remove Rpl shingle	M1 3033	210	8	10						7	14			
	D1															
AWT/MAT	307	Inst power westwal	D1 2130				29									
AWT/MAT	FC 251	Install 40 Amp Brier 60 Amp Disc	D1 2196				12									
AWT/MAT	M 125	Relocate Install outlets	D1 2217				27									
AWT/MAT	AS 425	Install computers Circuits	D1 2232				42									
AWT/MAT	M 424	Inst flyfans(2)cir	D1 2363				24									
AWT/MAT	BB 11	Inst Elec Outlets	D1 2375				27									
AWT/MAT	910	Inst Crt TO welder	D1 2385				14									
AWT/MAT	1108	Rewire recept circuits	D1 2391				41									
AWT/MAT	738	Install Dart for	D1 2394	104	24		16					60				
AWT/MAT	M 101	Install supply to diesel equip	D1 2398							48						
AWT/MAT	3	Rework w/bars install AC	D1 2399		2		14		6			16				
AWT/MAT	1860	Install 200 AMP switches	D1 2400				30									
AWT/MAT	1700	Replace ext fan weld shop	D1 2356				11					46				

STATION LOCATION DESCRIPTION DATE TIME

1000 1000 1000 1000 1000 1000

1000 1000 1000 1000 1000 1000

1000 1000 1000 1000 1000 1000

1000 1000 1000 1000 1000 1000

1000 1000 1000 1000 1000 1000

1000 1000 1000 1000 1000 1000

1000 1000 1000 1000 1000 1000

1000 1000 1000 1000 1000 1000

1000 1000 1000 1000 1000 1000

1000 1000 1000 1000 1000 1000

1000 1000 1000 1000 1000 1000

1000 1000 1000 1000 1000 1000

1000 1000 1000 1000 1000 1000

1000 1000 1000 1000 1000 1000

1000 1000 1000 1000 1000 1000

1000 1000 1000 1000 1000 1000

1000 1000 1000 1000 1000 1000

1000 1000 1000 1000 1000 1000

1000 1000 1000 1000 1000 1000

1000 1000 1000 1000 1000 1000

1000 1000 1000 1000 1000 1000

STATISTICAL UNIT	DESCRIPTION	UNIT	PERIOD	VALUE	UNIT	PERIOD	VALUE
STATISTICAL UNIT 1	DESCRIPTION 1	UNIT 1	PERIOD 1	VALUE 1	UNIT 1	PERIOD 1	VALUE 1
STATISTICAL UNIT 2	DESCRIPTION 2	UNIT 2	PERIOD 2	VALUE 2	UNIT 2	PERIOD 2	VALUE 2
STATISTICAL UNIT 3	DESCRIPTION 3	UNIT 3	PERIOD 3	VALUE 3	UNIT 3	PERIOD 3	VALUE 3
STATISTICAL UNIT 4	DESCRIPTION 4	UNIT 4	PERIOD 4	VALUE 4	UNIT 4	PERIOD 4	VALUE 4
STATISTICAL UNIT 5	DESCRIPTION 5	UNIT 5	PERIOD 5	VALUE 5	UNIT 5	PERIOD 5	VALUE 5
STATISTICAL UNIT 6	DESCRIPTION 6	UNIT 6	PERIOD 6	VALUE 6	UNIT 6	PERIOD 6	VALUE 6
STATISTICAL UNIT 7	DESCRIPTION 7	UNIT 7	PERIOD 7	VALUE 7	UNIT 7	PERIOD 7	VALUE 7
STATISTICAL UNIT 8	DESCRIPTION 8	UNIT 8	PERIOD 8	VALUE 8	UNIT 8	PERIOD 8	VALUE 8
STATISTICAL UNIT 9	DESCRIPTION 9	UNIT 9	PERIOD 9	VALUE 9	UNIT 9	PERIOD 9	VALUE 9
STATISTICAL UNIT 10	DESCRIPTION 10	UNIT 10	PERIOD 10	VALUE 10	UNIT 10	PERIOD 10	VALUE 10

STATUS	LOCATION	DESCRIPTION	JDN	41	43	44	51	52	53	61	62	63	71	72	76	78
AWT/MAT	907	Install Auto Clave	DZ 0065			4	12			32	56		12			
AWT/MAT	SZ															
AWT/MAT	H23	Remove dispose dryer rehook new	SZ 0349				33				8	10	6			
AWT/MAT	H 24	Remove dispose rehook new	SZ 0348				36				4	8	5			
	S 1															
AWT/MAT	BA 103	Add Circuits	S1 2201				27									
AWT/MAT	G 640	Rem Reinstall Oven	S1 2386		4	8	126					68	13			
AWT/MAT	G 640	Rpl St Kettles w/ faucets	S1 2390								250					
AWT/MAT	411	Inst 60AMP circuit	S1 2373				16									
AWT/MAT	898	Part for comb stove refig	S1 2396													
AWT/MAT	RR 9	Install wash/dryer	S1 2369				14			24	10					
AWT/MAT	898	Parts for wax washir	S1 2343													
AWT/MAT	BB 7	Inst elec circuit bake oven	S1 2359				25					22				
AWT/MAT	RR 3	Inst elec circuit bake oven	S1 2360				38					24				
AWT/MAT	1209	Inst elec circuit bake oven	S1 2361				9									
AWT/MAT	521	Inst elec circuit	S1 2362				24					18				

DATE	DESCRIPTION	AMOUNT	BALANCE
1951
1952
1953
1954
1955
1956
1957
1958
1959
1960
1961
1962
1963
1964
1965
1966
1967
1968
1969
1970
1971
1972
1973
1974
1975
1976
1977
1978
1979
1980
1981
1982
1983
1984
1985
1986
1987
1988
1989
1990
1991
1992
1993
1994
1995
1996
1997
1998
1999
2000
2001
2002
2003
2004
2005
2006
2007
2008
2009
2010
2011
2012
2013
2014
2015
2016
2017
2018
2019
2020
2021
2022
2023
2024
2025
2026
2027
2028
2029
2030
2031
2032
2033
2034
2035
2036
2037
2038
2039
2040
2041
2042
2043
2044
2045
2046
2047
2048
2049
2050
2051
2052
2053
2054
2055
2056
2057
2058
2059
2060
2061
2062
2063
2064
2065
2066
2067
2068
2069
2070
2071
2072
2073
2074
2075
2076
2077
2078
2079
2080
2081
2082
2083
2084
2085
2086
2087
2088
2089
2090
2091
2092
2093
2094
2095
2096
2097
2098
2099
2100

STATUS	LOCATION	DESCRIPTION	JON	41	43	44	51	52	53	61	62	63	71	72	76	78
		bake oven														
	M1															
AWT/SCH	1041	Replace (2) water fountains	M1 2344				32			40						
AWT/SCH	TT 36	Replace louvers	M1 4361	62	9											
AWT/SCH	916	Replace paneling w/s/rock	M1 4368	61	8											
AWT/SCH	MessH 9	Rpr Drainage	M1 4385			15							93	20		
AWT/SCH	700's	Replace screens	M1 4395	18												
AWT/SCH	700'S TC	Replace screens	M1 4398	26												
AWT/SCH	20	Repair Porch steps	M1 4403	34		21							12	1		
AWT/SCH	700'S TC	Replace screens	M1 4407	76												
AWT/SCH	CampJohnson	Remove Tree Stumps	M1 4444										210	16		
AWT/SCH	41	Interior repairs	M1 4447	370	12											
AWT/SCH	41	Add screens	M1 4447	6												
AWT/SCH	66	Rpl Ent Columns	M1 4483	72	62	210							6			
AWT/SCH	G 12 FC 400 AREA	Repr Storm Drains	M1 4488			10						4	267	109		
AWT/SCH	USD 1	Replace toilet partitions	M1 4489	21	5											
AWT/SCH	M 139	Rpl Steam radiator	M1 4495								28					
AWT/SCH	236	Rpl Steam radiator	M1 4497								26					

DATE	LOCATION	DESCRIPTION	AMOUNT	CHECK NO.	BANK	INITIALS
12/15/78
12/16/78
12/17/78
12/18/78
12/19/78
12/20/78
12/21/78
12/22/78
12/23/78
12/24/78
12/25/78
12/26/78
12/27/78
12/28/78
12/29/78
12/30/78
12/31/78

STATUS	LOCATION	DESCRIPTION	JON	41	43	44	51	52	53	61	62	63	71	72	76	78
AWT/SCH	G 25B NEAR AS 136	Rpl Stripes ontank	M1 4513								96		21			
AWT/SCH	K407 V.LOOP	Rpl walkbridge	M1 4515	225									28			
AWT/SCH	M 240	Rpr wood doors	M1 4528	51	9											
AWT/SCH	G 9 TC	Rockroad shoulder	M1 4532										280	128		
AWT/SCH	TC 942 G-7	Rock Park Lot	M1 4533										41	92		
AWT/SCH	AS 514	Sandblast Paint	M1 4542		32								15			
AWT/SCH	HP 200area	Rpl screens	M1 4552	170												
AWT/SCH	G5 1601	Reestablish ground	M1 4553										208	31		
AWT/SCH	401	Rpr plaster,walls, ceiling	M1 4567		13	220	10									
AWT/SCH	G18 CAMPSITE	Rpr landscape	M1 4568										30			36
AWT/SCH	HHPond	Improve grounds	M1 4569										25	92		
AWT/SCH	AS 4025	Repair roof	M1 4579	115												
AWT/SCH	536	Install v/blinds	M1 4585	7												
AWT/SCH	1211	Install v/blinds	M1 4586	5												
AWT/SCH	Golf C 1916	Clean ditches and sandtraps	M1 4601											95		
AWT/SCH	G 22	Construct Berm	M1 4614										10	29		
AWT/SCH	2615	Apply Resurfacer	M1 4623		60	100										
AWT/SCH	M-400's	Replace sidewalks	M1 4631			56							39	8		
AWT/SCH	BB5	Replace Head wall	M1 4664	60		12							23			

Year	Month	Day	Event	Location	Notes
1950	Jan	15
1950	Jan	20
1950	Jan	25
1950	Jan	30
1950	Feb	5
1950	Feb	10
1950	Feb	15
1950	Feb	20
1950	Feb	25
1950	Feb	30
1950	Mar	5
1950	Mar	10
1950	Mar	15
1950	Mar	20
1950	Mar	25
1950	Mar	30
1950	Apr	5
1950	Apr	10
1950	Apr	15
1950	Apr	20
1950	Apr	25
1950	Apr	30
1950	May	5
1950	May	10
1950	May	15
1950	May	20
1950	May	25
1950	May	30
1950	Jun	5
1950	Jun	10
1950	Jun	15
1950	Jun	20
1950	Jun	25
1950	Jun	30
1950	Jul	5
1950	Jul	10
1950	Jul	15
1950	Jul	20
1950	Jul	25
1950	Jul	30
1950	Aug	5
1950	Aug	10
1950	Aug	15
1950	Aug	20
1950	Aug	25
1950	Aug	30
1950	Sep	5
1950	Sep	10
1950	Sep	15
1950	Sep	20
1950	Sep	25
1950	Sep	30
1950	Oct	5
1950	Oct	10
1950	Oct	15
1950	Oct	20
1950	Oct	25
1950	Oct	30
1950	Nov	5
1950	Nov	10
1950	Nov	15
1950	Nov	20
1950	Nov	25
1950	Nov	30
1950	Dec	5
1950	Dec	10
1950	Dec	15
1950	Dec	20
1950	Dec	25
1950	Dec	30

DATE	DESCRIPTION	AMOUNT	BALANCE
1950-01-01	Opening Balance	100.00	100.00
1950-01-15	Deposit	50.00	150.00
1950-01-30	Withdrawal	25.00	125.00
1950-02-15	Deposit	75.00	200.00
1950-02-28	Withdrawal	30.00	170.00
1950-03-15	Deposit	40.00	210.00
1950-03-30	Withdrawal	15.00	195.00
1950-04-15	Deposit	60.00	255.00
1950-04-30	Withdrawal	20.00	235.00
1950-05-15	Deposit	35.00	270.00
1950-05-30	Withdrawal	10.00	260.00
1950-06-15	Deposit	55.00	315.00
1950-06-30	Withdrawal	25.00	290.00
1950-07-15	Deposit	45.00	335.00
1950-07-30	Withdrawal	18.00	317.00
1950-08-15	Deposit	65.00	382.00
1950-08-30	Withdrawal	30.00	352.00
1950-09-15	Deposit	50.00	402.00
1950-09-30	Withdrawal	22.00	380.00
1950-10-15	Deposit	70.00	450.00
1950-10-30	Withdrawal	35.00	415.00
1950-11-15	Deposit	40.00	455.00
1950-11-30	Withdrawal	15.00	440.00
1950-12-15	Deposit	60.00	500.00
1950-12-31	Balance		500.00

DATE	DESCRIPTION	AMOUNT	BALANCE
1948
1949
1950
1951
1952
1953
1954
1955
1956
1957
1958
1959
1960
1961
1962
1963
1964
1965
1966
1967
1968
1969
1970
1971
1972
1973
1974
1975
1976
1977
1978
1979
1980
1981
1982
1983
1984
1985
1986
1987
1988
1989
1990
1991
1992
1993
1994
1995
1996
1997
1998
1999
2000
2001
2002
2003
2004
2005
2006
2007
2008
2009
2010
2011
2012
2013
2014
2015
2016
2017
2018
2019
2020
2021
2022
2023
2024
2025
2026
2027
2028
2029
2030

STATUS	LOCATION	DESCRIPTION	JON	41	43	44	51	52	53	61	62	63	71	72	76	78
AWT/SCH	825	Repair Boiler	MZ 1821			8										
AWT/SCH	1943	Repair Boiler	MZ 1825			8										
AWT/SCH	G 8 NEAR TT 1370	Rpr Con stoop	MZ 6505	13		16							37	2		
	RZ															
AWT/SCH	Lot 203	Install windbreak	RZ 1600	145	13								7			
	M1															
	58	Ext Int Rep&Rewire!					56			24	40					
	65	Ext Int Rep&Rewire!		54							16	32	6			
	80	Ext Int Rep&Rewire!		34		24	48									
	1	Ext Int Rep&Rewire!		266	EICP	86				70						
	3	Ext Int Rep		259	EICP	44										
	11	Ext Int Rep		66							48					
	18	Interior Rep		16		68				50						

DATE	DESCRIPTION	AMOUNT	BALANCE
1950			
1951			
1952			
1953			
1954			
1955			
1956			
1957			
1958			
1959			
1960			
1961			
1962			
1963			
1964			
1965			
1966			
1967			
1968			
1969			
1970			
1971			
1972			
1973			
1974			
1975			
1976			
1977			
1978			
1979			
1980			
1981			
1982			
1983			
1984			
1985			
1986			
1987			
1988			
1989			
1990			
1991			
1992			
1993			
1994			
1995			
1996			
1997			
1998			
1999			
2000			
2001			
2002			
2003			
2004			
2005			
2006			
2007			
2008			
2009			
2010			
2011			
2012			
2013			
2014			
2015			
2016			
2017			
2018			
2019			
2020			
2021			
2022			
2023			
2024			
2025			
2026			
2027			
2028			
2029			
2030			
2031			
2032			
2033			
2034			
2035			
2036			
2037			
2038			
2039			
2040			
2041			
2042			
2043			
2044			
2045			
2046			
2047			
2048			
2049			
2050			

STATUS	LOCATION	DESCRIPTION	JON	41	43	44	51	52	53	61	62	63	71	72	76	78
AWT/MAT	2	Replace paneling lights, paint	M1 4872	98	20		16						6			
AWT/MAT	313	Replace w/screens	M1 4873	28												
AWT/MAT	500's	Replace w/screens	M1 4874	66												
AWT/MAT	Bldg 1	Susp Ceiling	M1 4624	112			92						4			
AWT/MAT	1003	Replace obsolete lights sus ceiling	M1 4629	60	2		39					80				
AWT/MAT	M 122	Repair woodwork door etc.	M1 4636	158	41							240	21			10
AWT/MAT	25	Rpl evap cooler	M1 4640				4		9			16	4			
AWT/MAT	61 A	Install meter & Ct On serv poles	M1 4644				4	4								
AWT/MAT	500	Replace doors&Hdwe	M1 4648	81	5								4			
AWT/MAT	501	Landscape 501	M1 4650										81	20		108
AWT/MAT	FC 400's	Remove Repl Emer	M1 4651				294					23				
AWT/MAT	FC 412	Replace v/blinds	M1 4653	16												
AWT/MAT	6 554	Replace v/blinds	M1 4654	44												
AWT/MAT	324	Replace v/blinds	M1 4655	21												
AWT/MAT	AS 130	Remove Replace bumpers loaddock	M1 4658	38	5							6	16			
AWT/MAT	S 1701	Repair Steam Pit	M1 4663	38		7					20	15	25			
AWT/MAT	BB 5	Remove wall, set forms, pour new	M1 4664	60		12							23			

STATION	STATE	DATE	TIME	WIND	TEMP	REL	SEA	WAVE	WIND DIR	WAVE DIR	WAVE PER	WAVE LEN
01	VT	11/18/53	0600	10	50	80	1	10	100	100	10	100
02	VT	11/18/53	0700	10	50	80	1	10	100	100	10	100
03	VT	11/18/53	0800	10	50	80	1	10	100	100	10	100
04	VT	11/18/53	0900	10	50	80	1	10	100	100	10	100
05	VT	11/18/53	1000	10	50	80	1	10	100	100	10	100
06	VT	11/18/53	1100	10	50	80	1	10	100	100	10	100
07	VT	11/18/53	1200	10	50	80	1	10	100	100	10	100
08	VT	11/18/53	1300	10	50	80	1	10	100	100	10	100
09	VT	11/18/53	1400	10	50	80	1	10	100	100	10	100
10	VT	11/18/53	1500	10	50	80	1	10	100	100	10	100
11	VT	11/18/53	1600	10	50	80	1	10	100	100	10	100
12	VT	11/18/53	1700	10	50	80	1	10	100	100	10	100
13	VT	11/18/53	1800	10	50	80	1	10	100	100	10	100
14	VT	11/18/53	1900	10	50	80	1	10	100	100	10	100
15	VT	11/18/53	2000	10	50	80	1	10	100	100	10	100
16	VT	11/18/53	2100	10	50	80	1	10	100	100	10	100
17	VT	11/18/53	2200	10	50	80	1	10	100	100	10	100
18	VT	11/18/53	2300	10	50	80	1	10	100	100	10	100
19	VT	11/18/53	0000	10	50	80	1	10	100	100	10	100
20	VT	11/18/53	0100	10	50	80	1	10	100	100	10	100
21	VT	11/18/53	0200	10	50	80	1	10	100	100	10	100
22	VT	11/18/53	0300	10	50	80	1	10	100	100	10	100
23	VT	11/18/53	0400	10	50	80	1	10	100	100	10	100
24	VT	11/18/53	0500	10	50	80	1	10	100	100	10	100

STATUS	LOCATION	DESCRIPTION	JDN	41	43	44	51	52	53	61	62	63	71	72	76	78
	19	Ext Int Repairs				277						24				
	24	Ext Int Repairs		72		38				18						
	27	Interior Repairs		135												
	33	Ext Paint, Int Repr		112	E 138											
	37	Ext Int Repairs		20	I 745					28						
	100	Ext Int Repairs		116		13										
	101	Ext Int Repairs		140		127										
	103	Ext Rep & Rewire			E 46											
	113	Ext Int Repairs		67								8				
	114	Ext Int Repair			EICP	29				29	32					
	115	Int Repairs		193	ICP	52										
	116	Ext Int Repairs		60		11										
	127	Has asbestos y/w			101					6						
	134	Interior Repairs		158												
	145	Interior Paint&Rpr		20	I 66											
	102	INT REPS & REWIRE					124									
	201	Ext Int Repairs		67						4		25				
	203	Int Repairs			95	62										
	214	Ext&Int Repairs				49				32	24					

Page No.	Page Title	Page No.	Page Title
18	...	18	...
19	...	19	...
20	...	20	...
21	...	21	...
22	...	22	...
23	...	23	...
24	...	24	...
25	...	25	...
26	...	26	...
27	...	27	...
28	...	28	...
29	...	29	...
30	...	30	...
31	...	31	...
32	...	32	...
33	...	33	...
34	...	34	...
35	...	35	...
36	...	36	...
37	...	37	...
38	...	38	...
39	...	39	...
40	...	40	...
41	...	41	...
42	...	42	...
43	...	43	...
44	...	44	...
45	...	45	...
46	...	46	...
47	...	47	...
48	...	48	...
49	...	49	...
50	...	50	...
51	...	51	...
52	...	52	...
53	...	53	...
54	...	54	...

STATION	DATE	TIME	DESCRIPTION	AMOUNT
101	10/10/50	10:00	INT. RECEIPTS	100.00
102	10/11/50	11:00	INT. RECEIPTS	100.00
103	10/12/50	12:00	INT. RECEIPTS	100.00
104	10/13/50	13:00	INT. RECEIPTS	100.00
105	10/14/50	14:00	INT. RECEIPTS	100.00
106	10/15/50	15:00	INT. RECEIPTS	100.00
107	10/16/50	16:00	INT. RECEIPTS	100.00
108	10/17/50	17:00	INT. RECEIPTS	100.00
109	10/18/50	18:00	INT. RECEIPTS	100.00
110	10/19/50	19:00	INT. RECEIPTS	100.00
111	10/20/50	20:00	INT. RECEIPTS	100.00
112	10/21/50	21:00	INT. RECEIPTS	100.00
113	10/22/50	22:00	INT. RECEIPTS	100.00
114	10/23/50	23:00	INT. RECEIPTS	100.00
115	10/24/50	24:00	INT. RECEIPTS	100.00
116	10/25/50	25:00	INT. RECEIPTS	100.00
117	10/26/50	26:00	INT. RECEIPTS	100.00
118	10/27/50	27:00	INT. RECEIPTS	100.00
119	10/28/50	28:00	INT. RECEIPTS	100.00
120	10/29/50	29:00	INT. RECEIPTS	100.00
121	10/30/50	30:00	INT. RECEIPTS	100.00
122	10/31/50	31:00	INT. RECEIPTS	100.00


STATE	YEAR	POPULATION	PER 1000	PER 1000	PER 1000
ALABAMA	1960	2,049,000	10.2	10.2	10.2
ALABAMA	1961	2,058,000	10.2	10.2	10.2
ALABAMA	1962	2,067,000	10.2	10.2	10.2
ALABAMA	1963	2,076,000	10.2	10.2	10.2
ALABAMA	1964	2,085,000	10.2	10.2	10.2
ALABAMA	1965	2,094,000	10.2	10.2	10.2
ALABAMA	1966	2,103,000	10.2	10.2	10.2
ALABAMA	1967	2,112,000	10.2	10.2	10.2
ALABAMA	1968	2,121,000	10.2	10.2	10.2
ALABAMA	1969	2,130,000	10.2	10.2	10.2
ALABAMA	1970	2,139,000	10.2	10.2	10.2
ALABAMA	1971	2,148,000	10.2	10.2	10.2
ALABAMA	1972	2,157,000	10.2	10.2	10.2
ALABAMA	1973	2,166,000	10.2	10.2	10.2
ALABAMA	1974	2,175,000	10.2	10.2	10.2
ALABAMA	1975	2,184,000	10.2	10.2	10.2
ALABAMA	1976	2,193,000	10.2	10.2	10.2
ALABAMA	1977	2,202,000	10.2	10.2	10.2
ALABAMA	1978	2,211,000	10.2	10.2	10.2
ALABAMA	1979	2,220,000	10.2	10.2	10.2
ALABAMA	1980	2,229,000	10.2	10.2	10.2
ALABAMA	1981	2,238,000	10.2	10.2	10.2
ALABAMA	1982	2,247,000	10.2	10.2	10.2
ALABAMA	1983	2,256,000	10.2	10.2	10.2
ALABAMA	1984	2,265,000	10.2	10.2	10.2
ALABAMA	1985	2,274,000	10.2	10.2	10.2
ALABAMA	1986	2,283,000	10.2	10.2	10.2
ALABAMA	1987	2,292,000	10.2	10.2	10.2
ALABAMA	1988	2,301,000	10.2	10.2	10.2
ALABAMA	1989	2,310,000	10.2	10.2	10.2
ALABAMA	1990	2,319,000	10.2	10.2	10.2
ALABAMA	1991	2,328,000	10.2	10.2	10.2
ALABAMA	1992	2,337,000	10.2	10.2	10.2
ALABAMA	1993	2,346,000	10.2	10.2	10.2
ALABAMA	1994	2,355,000	10.2	10.2	10.2
ALABAMA	1995	2,364,000	10.2	10.2	10.2
ALABAMA	1996	2,373,000	10.2	10.2	10.2
ALABAMA	1997	2,382,000	10.2	10.2	10.2
ALABAMA	1998	2,391,000	10.2	10.2	10.2
ALABAMA	1999	2,400,000	10.2	10.2	10.2
ALABAMA	2000	2,409,000	10.2	10.2	10.2
ALABAMA	2001	2,418,000	10.2	10.2	10.2
ALABAMA	2002	2,427,000	10.2	10.2	10.2
ALABAMA	2003	2,436,000	10.2	10.2	10.2
ALABAMA	2004	2,445,000	10.2	10.2	10.2
ALABAMA	2005	2,454,000	10.2	10.2	10.2
ALABAMA	2006	2,463,000	10.2	10.2	10.2
ALABAMA	2007	2,472,000	10.2	10.2	10.2
ALABAMA	2008	2,481,000	10.2	10.2	10.2
ALABAMA	2009	2,490,000	10.2	10.2	10.2
ALABAMA	2010	2,499,000	10.2	10.2	10.2
ALABAMA	2011	2,508,000	10.2	10.2	10.2
ALABAMA	2012	2,517,000	10.2	10.2	10.2
ALABAMA	2013	2,526,000	10.2	10.2	10.2
ALABAMA	2014	2,535,000	10.2	10.2	10.2
ALABAMA	2015	2,544,000	10.2	10.2	10.2
ALABAMA	2016	2,553,000	10.2	10.2	10.2
ALABAMA	2017	2,562,000	10.2	10.2	10.2
ALABAMA	2018	2,571,000	10.2	10.2	10.2
ALABAMA	2019	2,580,000	10.2	10.2	10.2
ALABAMA	2020	2,589,000	10.2	10.2	10.2

STATUS	LOCATION	DESCRIPTION	JON	41	43	44	51	52	53	61	62	63	71	72	76	78
	535	Int Repairs			I 120											
	537	Ext Repairs		101		20										
	539	Ext Int Repairs		97	EI 182											
	606	Ext Int Rep Wiring			EI 22		32	4					12			
	728	INT PAINT			147											
	743	Ext Int Repairs		41	EI 48		32									
	744	Ext Int Repairs		80	EI 60		32									
	747	Ext Int Repairs		48	EI 60		32									
	751	Ext Int Repairs		190	EICP	43										
	803	Ext Int Rep&Rewire			I 24	9	40					28				
	814	Ext Int Repairs		60	EI 40											
	819	Ext Int Repairs		33	EI 146											
	821	Ext Int Rep&Light		8	IE 52											
	874	Ext Int Rpr&Rewire		36	E 31		48									
	883	Ext Int Repairs		66	EI 288											
	897	Ext Int Repairs					72			108						
	898	Ext Int Repairs					168			254						
	900	Interior Repairs								24	48					
	913	Ext Repairs										112				
	914	Ext Int Repairs		13		15				8		33				

Page	Section	Text
1	INTRODUCTION	...
2
3
4
5
6
7
8
9
10
11
12
13
14
15
16
17
18
19
20
21
22
23
24
25
26
27
28
29
30
31
32
33
34
35
36
37
38
39
40
41
42
43
44
45
46
47
48
49
50
51
52
53
54
55
56
57
58
59
60
61
62
63
64
65
66
67
68
69
70
71
72
73
74
75
76
77
78
79
80
81
82
83
84
85
86
87
88
89
90
91
92
93
94
95
96
97
98
99
100

Account	Debit	Credit	Balance
1000			
1001			
1002			
1003			
1004			
1005			
1006			
1007			
1008			
1009			
1010			
1011			
1012			
1013			
1014			
1015			
1016			
1017			
1018			
1019			
1020			
1021			
1022			
1023			
1024			
1025			
1026			
1027			
1028			
1029			
1030			
1031			
1032			
1033			
1034			
1035			
1036			
1037			
1038			
1039			
1040			
1041			
1042			
1043			
1044			
1045			
1046			
1047			
1048			
1049			
1050			
1051			
1052			
1053			
1054			
1055			
1056			
1057			
1058			
1059			
1060			
1061			
1062			
1063			
1064			
1065			
1066			
1067			
1068			
1069			
1070			
1071			
1072			
1073			
1074			
1075			
1076			
1077			
1078			
1079			
1080			
1081			
1082			
1083			
1084			
1085			
1086			
1087			
1088			
1089			
1090			
1091			
1092			
1093			
1094			
1095			
1096			
1097			
1098			
1099			
1100			

STATUS	LOCATION	DESCRIPTION	JON	41	43	44	51	52	53	61	62	63	71	72	76	78
	1220	Ext Repairs		97												
	1300	Interior Repairs				200				8						
	1301	Ext Int Repairs		87								114				
	1302	Ext Int Repairs		60	EICP											
	1308	Ext Int Rep		45	I 150						16	16				
	1400	Ext Int Repairs			I 50	10				12	267	10				
	1502	Int Repairs								4	172					
	1503	Ext Rep&wiring		80	ECP		56									
	1504	Ext Int Repairs		160						6						
	1601	Ext Int Repairs		9	ICP	4				16	240					
	1705	Ext Repairs		90												
	1707	Ext Int Repairs		55	ECP					7	24					
	1775	Ext Int Repairs		58								92				
	1802	Ext Int Rpr&Light		10	EICP		3					109				
	1804	Ext Int Repairs		38	ECP							36				
	1808	Ext Int Repairs			ECP							144				
	2600	EXT INT REPAIRS			EI 54											
	2603	Ext Int Repairs		11	I 41	28										
	2605	Ext Int Repairs		21	I 41	28				16						
	2615	Ext Int Repairs		205	E 154	12					80	40				



STATUS	LOCATION	DESCRIPTION	JON	41	43	44	51	52	53	61	62	63	71	72	76	78
	GP 11	Ext Int Repairs		120	EI 60											
	USD 1	Ext Int Rpr&wiring		80	EICP	20	35		30							
	TP 448	Ext Int Rep&wiring		100	I 200		60					100				
	TP 449	Ext Repairs			E 80							20				
	TP 455	Ext Int Rep&wiring		200	80		60									
	TP 457	EXT REPAIRS										84				
	SH 7	Ext Int Repairs		2	EI 82											
	SH 8	Ext Int Rep&wiring			I 200	20	6	25				18				
	SH 12	Ext Int Rep&Elect		108			14	4				60				
	SH 15	Ext Repairs		103	30											
	SH 18	Ext Rep & Elect		103	30		12	8								
	SH 200	Ext Repairs		154									40			
	SH 201	Ext Repairs		154									40			
	SH 202	Ext Repairs		154									40			
	SH 203	Ext Repairs		50									30			
	SH 204	Ext Repairs		154									40			
	BA 116	Ext Int &Rewire		80	20		24									
	BA 129	Ext Int Repairs			60							10				
	A 26	Ext Paint			16		40	8		16						
	A 1	Ext Int Repairs		316	I 200	40					238	64				

DATE	DESCRIPTION	AMOUNT	BALANCE
1940
1941
1942
1943
1944
1945
1946
1947
1948
1949
1950
1951
1952
1953
1954
1955
1956
1957
1958
1959
1960
1961
1962
1963
1964
1965
1966
1967
1968
1969
1970
1971
1972
1973
1974
1975
1976
1977
1978
1979
1980
1981
1982
1983
1984
1985
1986
1987
1988
1989
1990
1991
1992
1993
1994
1995
1996
1997
1998
1999
2000

SECTION 100 - 1000

Item No.	Description	Quantity	Unit	Price	Total
100
101
102
103
104
105
106
107
108
109
110
111
112
113
114
115
116
117
118
119
120
121
122
123
124
125
126
127
128
129
130
131
132
133
134
135
136
137
138
139
140
141
142
143
144
145
146
147
148
149
150


REPORT NO.	REPORT TITLE	DATE	BY	FOR	STATUS
180	Ext Int Report	1950
181	Ext Int Report	1950
182	Ext Int Report	1950
183	Ext Int Report	1950
184	Ext Int Report	1950
185	Ext Int Report	1950
186	Ext Int Report	1950
187	Ext Int Report	1950
188	Ext Int Report	1950
189	Ext Int Report	1950
190	Ext Int Report	1950
191	Ext Int Report	1950
192	Ext Int Report	1950
193	Ext Int Report	1950
194	Ext Int Report	1950
195	Ext Int Report	1950
196	Ext Int Report	1950
197	Ext Int Report	1950
198	Ext Int Report	1950
199	Ext Int Report	1950
200	Ext Int Report	1950

STATUS	LOCATION	DESCRIPTION	JON	41	43	44	51	52	53	61	62	63	71	72	76	78
	TT 2451	Replace Roof		120												
	TT 2453	Ext Int Repairs			I 100							20				
	TT 2455	Int Repairs		150	I 200					32						
	TT 2457	Rpl AC/Heat Unit					24		24		24	24				
	TT 2463	Int Paint			I 80											
	FC 400	Ext Repairs		40								100				
	FC 412	Ext Repair&Light			E 200											
	FC 413	Ext Repairs&Light			E 200											
	FC 414	Ext Repairs&Light			E 200											
	FC 415	Ext Repairs&Light			E 200											
	FC 19	Ext Int Repairs			EI 40					80						
	FC 100	Ext Int Repairs		350	EICP											
	FC 101	Int Repairs		80		20										
	FC 102	Int Repairs		40	I 40											
	FC 190	Ext Int Repairs		16	EI 120											
	FC 200	Ext Int Repairs		16	EICP	20										
	FC 201	Int Repairs		100												
	FC 202	Ext Repairs				200										
	FC 206	Int Repairs		200						100						
	FC 207	Int Repairs		200						50						

DATE	DESCRIPTION	AMOUNT	BALANCE
11/15/52	Profess Fund	100.00	100.00
11/15/52	Ext Int Reserve	100.00	200.00
11/15/52	Int Reserve	30.00	230.00
11/15/52	Ext Reserve	40.00	270.00
11/15/52	Ext Reserve	10.00	280.00
11/15/52	Ext Reserve	10.00	290.00
11/15/52	Ext Reserve	10.00	300.00
11/15/52	Ext Reserve	10.00	310.00
11/15/52	Ext Reserve	10.00	320.00
11/15/52	Ext Reserve	10.00	330.00
11/15/52	Ext Reserve	10.00	340.00
11/15/52	Ext Reserve	10.00	350.00
11/15/52	Ext Reserve	10.00	360.00
11/15/52	Ext Reserve	10.00	370.00
11/15/52	Ext Reserve	10.00	380.00
11/15/52	Ext Reserve	10.00	390.00
11/15/52	Ext Reserve	10.00	400.00
11/15/52	Ext Reserve	10.00	410.00
11/15/52	Ext Reserve	10.00	420.00
11/15/52	Ext Reserve	10.00	430.00
11/15/52	Ext Reserve	10.00	440.00
11/15/52	Ext Reserve	10.00	450.00
11/15/52	Ext Reserve	10.00	460.00
11/15/52	Ext Reserve	10.00	470.00
11/15/52	Ext Reserve	10.00	480.00
11/15/52	Ext Reserve	10.00	490.00
11/15/52	Ext Reserve	10.00	500.00
11/15/52	Ext Reserve	10.00	510.00
11/15/52	Ext Reserve	10.00	520.00
11/15/52	Ext Reserve	10.00	530.00
11/15/52	Ext Reserve	10.00	540.00
11/15/52	Ext Reserve	10.00	550.00
11/15/52	Ext Reserve	10.00	560.00
11/15/52	Ext Reserve	10.00	570.00
11/15/52	Ext Reserve	10.00	580.00
11/15/52	Ext Reserve	10.00	590.00
11/15/52	Ext Reserve	10.00	600.00
11/15/52	Ext Reserve	10.00	610.00
11/15/52	Ext Reserve	10.00	620.00
11/15/52	Ext Reserve	10.00	630.00
11/15/52	Ext Reserve	10.00	640.00
11/15/52	Ext Reserve	10.00	650.00
11/15/52	Ext Reserve	10.00	660.00
11/15/52	Ext Reserve	10.00	670.00
11/15/52	Ext Reserve	10.00	680.00
11/15/52	Ext Reserve	10.00	690.00
11/15/52	Ext Reserve	10.00	700.00
11/15/52	Ext Reserve	10.00	710.00
11/15/52	Ext Reserve	10.00	720.00
11/15/52	Ext Reserve	10.00	730.00
11/15/52	Ext Reserve	10.00	740.00
11/15/52	Ext Reserve	10.00	750.00
11/15/52	Ext Reserve	10.00	760.00
11/15/52	Ext Reserve	10.00	770.00
11/15/52	Ext Reserve	10.00	780.00
11/15/52	Ext Reserve	10.00	790.00
11/15/52	Ext Reserve	10.00	800.00
11/15/52	Ext Reserve	10.00	810.00
11/15/52	Ext Reserve	10.00	820.00
11/15/52	Ext Reserve	10.00	830.00
11/15/52	Ext Reserve	10.00	840.00
11/15/52	Ext Reserve	10.00	850.00
11/15/52	Ext Reserve	10.00	860.00
11/15/52	Ext Reserve	10.00	870.00
11/15/52	Ext Reserve	10.00	880.00
11/15/52	Ext Reserve	10.00	890.00
11/15/52	Ext Reserve	10.00	900.00
11/15/52	Ext Reserve	10.00	910.00
11/15/52	Ext Reserve	10.00	920.00
11/15/52	Ext Reserve	10.00	930.00
11/15/52	Ext Reserve	10.00	940.00
11/15/52	Ext Reserve	10.00	950.00
11/15/52	Ext Reserve	10.00	960.00
11/15/52	Ext Reserve	10.00	970.00
11/15/52	Ext Reserve	10.00	980.00
11/15/52	Ext Reserve	10.00	990.00
11/15/52	Ext Reserve	10.00	1000.00

Account No.	Description	Debit	Credit	Balance
1000	General			
1010	Accounts Payable			
1020	Accounts Receivable			
1030	Inventory			
1040	Prepaid Expenses			
1050	Fixed Assets			
1060	Accumulated Depreciation			
2000	Equity			
2010	Common Stock			
2020	Retained Earnings			
3000	Income Statement			
3010	Revenue			
3020	Cost of Sales			
3030	Operating Expenses			
3040	Interest Expense			
3050	Income Tax Expense			
4000	Balance Sheet			
4010	Assets			
4020	Liabilities			
4030	Equity			

STATUS	LOCATION	DESCRIPTION	JON	41	43	44	51	52	53	61	62	63	71	72	76	78
	RR 15	Interior Paint			ICP											
	RR 22	Ext Int Paint Wire			EI 40		22	12								
	RR 50	Ext Repairs Replac Incandense light		10	E 100		3									
	RR 51	Ext Repair and Rep outside light		10	100		4									
	AS 110	Interior Paint			I 120											
	AS 201	Ext Int Rpr&Elect		40	16		58									
	AS 202	Ext Int Repairs			EI 104											
	AS 208	Ext Int Repairs										80				
	AS 226	Int Reprs			I 160	40				16	16					
	AS 236	Ext Int Repairs		20	ICP	30					80					
	AS 240	Ext Int Rep&Light		60	EICP		34			18	12					
	AS 424	Ext Int Rpr&Lights		32	EICP	30	24			8		160				
	AS 705	Et Rpr MCR Light		100	I 43	40	12									
	AS 840	Interior Paint			I 200								40			
	AS 3525	Ext Repairs			E 60							64				



STATUS	LOCATION	DESCRIPTION	JON	41	43	44	51	52	53	61	62	63	71	72	76	78
	H 39	Et Repairs&Rewire		24			60						8			
	CG 1	Ext Int Repairs			EICP	20				2	40	9				
	CG 28	Exterior Paint			E 75											
	TC 179	Int Rep&wire		9	27		36									
	TC 341	Int Rep&wire		40		15	8									
	TC 565	Rewire					41	8				60				
	TC 572	Ext Int Repairs										60				
	TC 601	Ext Int Rep&Light		50	20		3			16	16					
	TC 701	Ext Int Rep&rewire!		60			11					30				
	TC 711	Interior Repairs				30				50			36			
	TC 712	Interior Repairs			ICP	30				50		8	36			
	TC 714	Interior Repairs		60	ICP					50			6			
	TC 725	Ext Int Rep&wire			EICP		45					33				
	TC 730	Ext Int Rewire			EICP		35					27				
	TC 733	Ext Int Rep&rewire!			EICP		41	8				32				
	TC 740	Ext Int Rep&rewire!		35						50			8			
	TC 744	Ext Int Rep&rewire!		13				4		50			6			
	TC 745	Ext Int Rep&rewire!						8				8	8			
	TC 760	Ext Repairs Door										94				

Item No.	Description	Quantity	Unit Price	Total Price
10 200	Est. Int. Repairs	10	100	1000
10 201	Est. Int. Repairs	10	100	1000
10 202	Est. Int. Repairs	10	100	1000
10 203	Est. Int. Repairs	10	100	1000
10 204	Est. Int. Repairs	10	100	1000
10 205	Est. Int. Repairs	10	100	1000
10 206	Est. Int. Repairs	10	100	1000
10 207	Est. Int. Repairs	10	100	1000
10 208	Est. Int. Repairs	10	100	1000
10 209	Est. Int. Repairs	10	100	1000
10 210	Est. Int. Repairs	10	100	1000
10 211	Est. Int. Repairs	10	100	1000
10 212	Est. Int. Repairs	10	100	1000
10 213	Est. Int. Repairs	10	100	1000
10 214	Est. Int. Repairs	10	100	1000
10 215	Est. Int. Repairs	10	100	1000
10 216	Est. Int. Repairs	10	100	1000
10 217	Est. Int. Repairs	10	100	1000
10 218	Est. Int. Repairs	10	100	1000
10 219	Est. Int. Repairs	10	100	1000
10 220	Est. Int. Repairs	10	100	1000
10 221	Est. Int. Repairs	10	100	1000
10 222	Est. Int. Repairs	10	100	1000
10 223	Est. Int. Repairs	10	100	1000
10 224	Est. Int. Repairs	10	100	1000
10 225	Est. Int. Repairs	10	100	1000
10 226	Est. Int. Repairs	10	100	1000
10 227	Est. Int. Repairs	10	100	1000
10 228	Est. Int. Repairs	10	100	1000
10 229	Est. Int. Repairs	10	100	1000
10 230	Est. Int. Repairs	10	100	1000
10 231	Est. Int. Repairs	10	100	1000
10 232	Est. Int. Repairs	10	100	1000
10 233	Est. Int. Repairs	10	100	1000
10 234	Est. Int. Repairs	10	100	1000
10 235	Est. Int. Repairs	10	100	1000
10 236	Est. Int. Repairs	10	100	1000
10 237	Est. Int. Repairs	10	100	1000
10 238	Est. Int. Repairs	10	100	1000
10 239	Est. Int. Repairs	10	100	1000
10 240	Est. Int. Repairs	10	100	1000


STATUS	LOCATION	DESCRIPTION	JON	41	43	44	51	52	53	61	62	63	71	72	76	78
	TC 773	Ext Repairs		14		10						53				
	TC 774	Ext Rep&rewire					39					32				
	TC 831	Ext Rep&rewire					48	8				10				
	TC 833	Ext Rep&rewire					48	8				10				
	TC 835	Ext Rep&rewire					48	8				10				
	TC 845	Ext Int Rep&rewire!		84	EICP	10	24									
	TC 865	Ext Int Rep&rewire!		30	EICP		21	6		20						
	TC 940	Ext Int Rep&rewire!		347	EICP							20				
	TC 942	Ext Repair and outside light					16					60				
	TC 951	Ext Int Repairs		20	EICP						40					
	TC 952	Ext Int Repairs		30	32							20				
	TC 1110	Ext Int Repairs		50	EICP											
	TC 1161	Ext Int Rep&rewire!		50	EICP			6					8			
	TC 1162	Ext Int Rep&rewire!		60	EICP			6		12			8			
	TC 1003	Ext Int Rep&rewire!		60	EICP						40	10	8			
	TC 1005	Ext Int Rep&rewire!		33	ECP	12						10	8			
	TC 1007	Ext Int Repairs		32	EICP						40	10				
	TC 1008	Int Rep&rewire		20	ICP						24	10				
	TC 1009	Ext Int Rep&rewire!			EICP	12		8			48		8			
	TC 1013	Ext Int Repairs		60	EICP					32						

STATION	DESCRIPTION	DATE	TIME	REMARKS
1001	ENTRANCE	10/15	08:00	START OF WORK
1002	ENTRANCE	10/15	08:15	WORK BEGINS
1003	ENTRANCE	10/15	08:30	WORK BEGINS
1004	ENTRANCE	10/15	08:45	WORK BEGINS
1005	ENTRANCE	10/15	09:00	WORK BEGINS
1006	ENTRANCE	10/15	09:15	WORK BEGINS
1007	ENTRANCE	10/15	09:30	WORK BEGINS
1008	ENTRANCE	10/15	09:45	WORK BEGINS
1009	ENTRANCE	10/15	10:00	WORK BEGINS
1010	ENTRANCE	10/15	10:15	WORK BEGINS
1011	ENTRANCE	10/15	10:30	WORK BEGINS
1012	ENTRANCE	10/15	10:45	WORK BEGINS
1013	ENTRANCE	10/15	11:00	WORK BEGINS
1014	ENTRANCE	10/15	11:15	WORK BEGINS
1015	ENTRANCE	10/15	11:30	WORK BEGINS
1016	ENTRANCE	10/15	11:45	WORK BEGINS
1017	ENTRANCE	10/15	12:00	WORK BEGINS
1018	ENTRANCE	10/15	12:15	WORK BEGINS
1019	ENTRANCE	10/15	12:30	WORK BEGINS
1020	ENTRANCE	10/15	12:45	WORK BEGINS
1021	ENTRANCE	10/15	13:00	WORK BEGINS
1022	ENTRANCE	10/15	13:15	WORK BEGINS
1023	ENTRANCE	10/15	13:30	WORK BEGINS
1024	ENTRANCE	10/15	13:45	WORK BEGINS
1025	ENTRANCE	10/15	14:00	WORK BEGINS
1026	ENTRANCE	10/15	14:15	WORK BEGINS
1027	ENTRANCE	10/15	14:30	WORK BEGINS
1028	ENTRANCE	10/15	14:45	WORK BEGINS
1029	ENTRANCE	10/15	15:00	WORK BEGINS
1030	ENTRANCE	10/15	15:15	WORK BEGINS
1031	ENTRANCE	10/15	15:30	WORK BEGINS
1032	ENTRANCE	10/15	15:45	WORK BEGINS
1033	ENTRANCE	10/15	16:00	WORK BEGINS
1034	ENTRANCE	10/15	16:15	WORK BEGINS
1035	ENTRANCE	10/15	16:30	WORK BEGINS
1036	ENTRANCE	10/15	16:45	WORK BEGINS
1037	ENTRANCE	10/15	17:00	WORK BEGINS
1038	ENTRANCE	10/15	17:15	WORK BEGINS
1039	ENTRANCE	10/15	17:30	WORK BEGINS
1040	ENTRANCE	10/15	17:45	WORK BEGINS
1041	ENTRANCE	10/15	18:00	WORK BEGINS
1042	ENTRANCE	10/15	18:15	WORK BEGINS
1043	ENTRANCE	10/15	18:30	WORK BEGINS
1044	ENTRANCE	10/15	18:45	WORK BEGINS
1045	ENTRANCE	10/15	19:00	WORK BEGINS
1046	ENTRANCE	10/15	19:15	WORK BEGINS
1047	ENTRANCE	10/15	19:30	WORK BEGINS
1048	ENTRANCE	10/15	19:45	WORK BEGINS
1049	ENTRANCE	10/15	20:00	WORK BEGINS
1050	ENTRANCE	10/15	20:15	WORK BEGINS
1051	ENTRANCE	10/15	20:30	WORK BEGINS
1052	ENTRANCE	10/15	20:45	WORK BEGINS
1053	ENTRANCE	10/15	21:00	WORK BEGINS
1054	ENTRANCE	10/15	21:15	WORK BEGINS
1055	ENTRANCE	10/15	21:30	WORK BEGINS
1056	ENTRANCE	10/15	21:45	WORK BEGINS
1057	ENTRANCE	10/15	22:00	WORK BEGINS
1058	ENTRANCE	10/15	22:15	WORK BEGINS
1059	ENTRANCE	10/15	22:30	WORK BEGINS
1060	ENTRANCE	10/15	22:45	WORK BEGINS
1061	ENTRANCE	10/15	23:00	WORK BEGINS
1062	ENTRANCE	10/15	23:15	WORK BEGINS
1063	ENTRANCE	10/15	23:30	WORK BEGINS
1064	ENTRANCE	10/15	23:45	WORK BEGINS
1065	ENTRANCE	10/15	00:00	END OF WORK

STATUS	LOCATION	DESCRIPTION	JON	41	43	44	51	52	53	61	62	63	71	72	76	78
	TC 1015	Ext Int Repairs		110	EICP					40						
	TC 1016	Ext Int Repairs		100	EICP					32						
	TC 1017	Ext Int Rep&rewire!		32	EICP	12		6			16					
	TC 1019	Ext Int Rep&rewire!		39	EICP	12		6	12				8			
	TC 1025	Ext Int Rep&rewire!			EICP		36					16	8			
	TC 1026	Ext Int Rep&rewire!		26	EICP	12		6			24	10	8			
	TC 1027	Ext Int Rep&rewire!		39	EICP	12		6				10	8			
	TC 1028	Ext Int Rep&rewire!		49	EICP	12		6					8			
	TC 1029	Ext Int Rep&rewire!		46	12	12		6					8			
	TC 1044	Ext Int Rep&rewire!		23			11			24	32					
	TC 1045	Ext Int Rep		39	EICP					40	17					
	TC 1046	Ext Int Rep&rewire!		62	EICP	12		6					8			
	TC 1047	Ext Int Rep&rewire!		39	12	12		6					8			
	TC 1056	Ext Int Repairs		43	EICP						18					
	TC 1064	Ext Int Repairs		120	EICP											
	TC 1065	Ext Int Repairs		100	EICP					12						
	TC 1068	Ext Int Rep&rewire!		70	EICP			8					8			
	M 90	Int Ext Repairs			30	4						35				
	M 100	Int Ext Rep&rewire!		80	100		35			96						
	M 102	Ext Int Rep&rewire!		350			113	6		112						

Year	Month	Day	Time	Location	Activity	Notes
1960	Jan	1	10:00
1960	Jan	2	10:00
1960	Jan	3	10:00
1960	Jan	4	10:00
1960	Jan	5	10:00
1960	Jan	6	10:00
1960	Jan	7	10:00
1960	Jan	8	10:00
1960	Jan	9	10:00
1960	Jan	10	10:00
1960	Jan	11	10:00
1960	Jan	12	10:00
1960	Jan	13	10:00
1960	Jan	14	10:00
1960	Jan	15	10:00
1960	Jan	16	10:00
1960	Jan	17	10:00
1960	Jan	18	10:00
1960	Jan	19	10:00
1960	Jan	20	10:00
1960	Jan	21	10:00
1960	Jan	22	10:00
1960	Jan	23	10:00
1960	Jan	24	10:00
1960	Jan	25	10:00
1960	Jan	26	10:00
1960	Jan	27	10:00
1960	Jan	28	10:00
1960	Jan	29	10:00
1960	Jan	30	10:00
1960	Jan	31	10:00

STATUS	LOCATION	DESCRIPTION	JON	41	43	44	51	52	53	61	62	63	71	72	76	78
	M 220	Int Rep&rewire		10	ICP		60									
	M 221	Int Rep&rewire			ICP		62									
	M 232	Rewire					101	6								
	M 233	Rewire					101	6								
	M234	Rewire					101	6								
	M 235	Rewire					101	6								
	M 236	Rewire					101	6								
	M 238	Ext Int Rep&rewire		10	EICP		94	6				10				
	M 239	Et Int Rep&rewire		20	EICP		94	6								
	M 240	Ext int Repairs		24	EICP	60				102	16					
	M 226	Replace roof		125												
	M 302	Ext Int Rep&rewire			EICP		84	4					50			
	M 305	Ext Int Repairs		30						16		16				
	M 311	Ext Int Repairs		30	EICP					24		16				
	M 315	Ext Int Rep&rewire			EICP		94						20			
	M 319	Int Repairs		150												
	M 321	Ext Int Rep&rewire		40		20	187			68		16				
	M 327	Int Paint & rewire			ICP		107									
	M 401	Ext Int Rep&rewire			EICP	20	115	6			124					
	M 405	Int Repairs		40							184	20				



STATE OF GEORGIA

NO.	NAME	RESIDENCE	DATE	AMOUNT	REMARKS
1
2
3
4
5
6
7
8
9
10
11
12
13
14
15
16
17
18
19
20
21
22
23
24
25
26
27
28
29
30
31
32
33
34
35
36
37
38
39
40
41
42
43
44
45
46
47
48
49
50
51
52
53
54
55
56
57
58
59
60
61
62
63
64
65
66
67
68
69
70
71
72
73
74
75
76
77
78
79
80
81
82
83
84
85
86
87
88
89
90
91
92
93
94
95
96
97
98
99
100

STATUS	LOCATION	DESCRIPTION	JON	41	43	44	51	52	53	61	62	63	71	72	76	78
M 521		Ext Int Rep&rewire!		30	150		121			10		16	8			
M 522		Ext Int Rep&rewire!		16	250		247			16		16	8			
M 602		Ext Int Rep&rewire!		40	EICP		136	8			166		16			
M 603		Int Rep&rewire		6	98		136	8					8			
M 604		Int Repairs			ICP					8		16				
M 606		Rewire					100						8			
M 611		Int Rep&rewire					225			16		16	8			
M 612		Int Rep&rewire		150			109	8			118		16			
M 613		Int Rep&rewire			ICP		101	8			118					
M 620		Remove As & rewire!					108	8			118		8			

