



UNITED STATES MARINE CORPS  
MARINE CORPS BASE  
CAMP LEJEUNE, NORTH CAROLINA 28542

11014  
MAIN  
10 JAN 1985

From: Commanding General, Marine Corps Base, Camp Lejeune  
To: Commandant of the Marine Corps (LFF-2), Washington  
Subj: THE MARINE CORPS BACKLOG OF MAINTENANCE AND REPAIR (BMAR)  
Ref: (a) CMC ltr LFF-2:SAB:yum of 6 Nov 84

Encl: (1) ~~BMAR Update Report~~ *FACILITIES BMAR PROJECTION (M-1)*

1. As directed <sup>(2) FACILITIES BMAR PROJECTION (M-2)</sup> <sup>(3) FY-85 BUDGET CONSTRAINED WORK REQUIREMENTS</sup> by the reference, the enclosure is provided. RFE
2. The remaining reports (enclosures 3 and 4 of the reference) will be provided by the extended deadline of 10 February 1985, approved during the phone conversation between Mr. Stan Brickman, LFF-2, and Mr. Greg Shoemaker, Base Maintenance, CLNC, on 2 January 1985.
- 2 3. Point of contact for additional information is Mr. Greg Shoemaker AV 484-5809.

H. L. LUTTRELL  
By direction

Blind copy to:  
AC/S, Facilities  
P&E Section

RETURN TO OPERATIONS BRANCH

UNITED STATES MARINE CORPS  
MARINE CORPS BASE  
DANIELLE BARR NORTH CAROLINA STATE



1 JAN 1983

TO: [Illegible]  
FROM: [Illegible]

SUBJECT: [Illegible]

[Illegible text block]

[Illegible text block]

[Illegible text block]

[Illegible text block]

[Illegible text block]

[Illegible text block]

[Illegible text block]

[Illegible text block]

FACILITIES BMAR PROJECTION (M-2)  
(IN FY1984 DOLLARS)


	<u>FY84</u>	<u>FY85</u>	<u>FY86</u>	<u>FY87</u>	<u>FY88</u>	<u>FY89</u>
1. Beginning Code 2&3 BMAR	16,734,000	14,986,346	13,186,262	11,332,175	9,422,466	7,455,465
2. New M-2 Requirements	4,141,020	4,088,590	4,034,587	3,978,965	3,921,673,	3,826,663
3. Non-Recurring M-2 (Code 2&3) Maintenance	3,433,019	3,433,019	3,433,019	3,433,019	3,433,019	3,433,019
4. Design	205,981	205,981	205,981	205,981	205,981	205,981
5. BMAR Deterioration	502,020	449,590	395,587	339,965	282,673	223,663
6. Total M-2 Requirement	20,875,020	19,074,936	17,220,849	15,311,140	13,344,139	11,318,128
7. Total Funding	5,888,674	5,888,674	5,888,674	5,888,674	5,888,674	5,888,674
8. Direct Funds	5,888,674	5,888,674	5,888,674	5,888,674	5,888,674	5,888,674
9. Military Personnel Contribution	0	0	0	0	0	0
10. End BMAR	14,986,346	13,186,262	11,332,175	9,422,466	7,455,465	5,429,454

2. 1. 1.


FACILITIES BMAR PROJECTION (M-1)  
(IN FY1984 DOLLARS)

✱

	<u>FY84</u>	<u>FY85</u>	<u>FY86</u>	<u>FY87</u>	<u>FY88</u>	<u>FY89</u>
1. Beginning Code 1&3 BMAR	14,602,000	15,405,856	16,233,827	17,086,637	17,965,032	18,869,778
2. New M-1 Requirements	24,568,334	24,592,449	24,617,288	24,642,873	24,669,224	24,696,367
3. Recurring/Specific M-1 Maintenance	13,853,637	13,853,637	13,853,637	13,853,637	13,853,637	13,853,637
4. New Plant	50,000	50,000	50,000	50,000	50,000	50,000
5. Non-Recurring M-1 (Code 1&3) Maintenance	9,835,841	9,835,841	9,835,841	9,835,841	9,835,841	9,835,841
6. Design	390,796	390,796	390,796	390,796	390,796	390,796
7. BMAR Deterioration	438,060	462,175	487,014	512,599	538,950	566,093
8. Total M-1/Requirements	39,170,334	39,998,305	40,851,115	41,729,510	42,634,256	43,566,145
9. Total M-1/Funding	23,764,478	23,764,478	23,764,478	23,764,478	23,764,478	23,764,478
10. Direct Funds	23,689,478	23,689,478	23,689,478	23,689,478	23,689,478	23,689,478
11. Military Personnel Contribution	75,000	75,000	75,000	75,000	75,000	75,000
12. End BMAR	15,405,856	16,233,827	17,086,637	17,965,032	18,869,778	19,801,667




WORK DESCRIPTION	CIVILIAN MANYFARS	CIVILIAN MANHOURS	CIVILIAN COST	MATERIAL COST	EQUIPMENT COST	CONTRACT COST	TOTAL COST
WORK RECEPTION							
Emergency Service Tickets (82,250 Tickets) (56,250 Phone Calls)	3	5,223	38,958	2,000	1,000		41,958
Work Requests (52,500)	Processed by One Military Personnel						
Records Handled (50,000)	1	1,741	12,986	500			13,486
Supervision	1	1,741	30,000	1,000	1,000		32,000
SUBTOTALS	5	8,705	81,944	3,500	2,000		87,444







WORK DESCRIPTION	CIVILIAN MANYEARS	CIVILIAN MANHOURS	CIVILIAN COST	MATERIAL COST	EQUIPMENT COST	CONTRACT COST	TOTAL COST
INSPECTION							
Control Inspection	3	5,223	90,000	2,000	1,500		93,500
Annual Long Range Maintenance Plan	1	1,741	31,000	1,000	500		32,500
Maintainability Acceptance	1	1,741	31,000	500	500		32,000
PMAR Validation	.25	435	7,500	200			7,700
Grounds Inspectors	2	3,482	36,000	500	1,000		37,500
Boiler and Air Compressor Inspector	1	1,741	26,800	600	700		28,100
SUBTOTAL	8.25	14,363	222,300	4,800	4,200		231,300




WORK DESCRIPTION	CIVILIAN MANYEARS	CIVILIAN MANHOURS	CIVILIAN COST	MATERIAL COST	EQUIPMENT COST	CONTRACT COST	TOTAL COST
PLANNING AND ESTIMATING							
Standing Job Orders	4	6,964	120,000	2,000	500		122,500
Specific Job Orders	7	12,187	210,000	4,000	700		214,700
Estimating (CA) Hours	2	3,482	60,000	3,000	2,000		65,000
Rough Estimates	1	1,741	30,000	1,000	1,500		32,500
Supervision	1	1,741	32,000	1,000			33,000
SUBTOTAL	15	26,115	452,000	11,000	4,700		467,700



WORK DESCRIPTION	CIVILIAN MANYEARS	CIVILIAN MANHOURS	CIVILIAN COST	MATERIAL COST	EQUIPMENT COST	CONTRACT COST	TOTAL COST
MAINTENANCE AND SERVICE CONTRACT SUPPORT							
Specification Writers	.5	870	15,000	1,000	500		16,500
Quality Assurance	1	1,741	30,000	1,000	500		31,500
Service Contract Manager	1	1,741	30,000	1,000			31,000
SUBTOTAL	2.5	4,352	75,000	3,000	1,000		79,000




WORK DESCRIPTION	CIVILIAN MANYEARS	CIVILIAN MANHOURS	CIVILIAN COST	MATERIAL COST	EQUIPMENT COST	CONTRACT COST	TOTAL COST
<b>SCHEDULING AND SHOP PLANNERS</b>							
Schedules	2	3,482	58,000	1,000	200		59,200
Supply Support	1	1,741	17,000	1,000	300		18,300
Shop Planner	11	19,151	308,000	3,000	2,000		313,000
Supervision	1	1,741	32,000	1,000			33,000
<b>SUBTOTAL</b>	<b>15</b>	<b>25,115</b>	<b>415,000</b>	<b>6,000</b>	<b>2,500</b>		<b>423,500</b>







WORK DESCRIPTION	CIVILIAN MANYEARS	CIVILIAN MANHOURS	CIVILIAN COST	MATERIAL COST	EQUIPMENT COST	CONTRACT COST	TOTAL COST
OVERHEAD							
Allowed Time Project from Fiscal Year 84		50,923	655,511				655,511
Management, Administrative and Clerical Duties	30	52,230	732,489	9,800	4,872		747,161
Shop Supervision	41	71,280	1,340,100	209,019	208,019		1,757,138
SUBTOTAL	71	174,433	2,728,100	218,819	212,891		3,159,810




WORK DESCRIPTION	CIVILIAN MANYEARS	CIVILIAN MANHOURS	CIVILIAN COST	MATERIAL COST	EQUIPMENT COST	CONTRACT COST	TOTAL COST
CONTINUAL MAINTENANCE							
Cyclic Maintenance	35	43,525	960,304	900,955	10,000		1,871,259
Emergency Service Work	83	144,503	2,103,478	748,329	30,524		2,882,331
Grass Cutting	22	38,302	468,624	4,880	95,656		569,160
Standing Job Orders Not Estimated	30	52,230	772,080	323,903	19,271		1,115,254
Maintenance Service Contracts (NAVFAC)						75,698	75,698
SUBTOTAL	170	278,560	4,304,486	1,978,067	155,451	75,698	6,513,702



WORK DESCRIPTION	CIVILIAN MANYEARS	CIVILIAN MANHOURS	CIVILIAN COST	MATERIAL COST	EQUIPMENT COST	CONTRACT COST	TOTAL COST
05 UNSCHEDULED JOB ORDERS							
Utilities Repairs 05 Job Orders Unscheduled Projected from 1st Quarter, Fiscal Year 85	15	26,115	428,286	259,714	3,000		691,000
05 Service Contracts Unscheduled NAVSUPS Project from FY 84						20,000	20,000
SUBTOTAL	15	26,115	428,286	259,714	3,000	20,000	711,000




WORK DESCRIPTION	CIVILIAN MANYEARS	CIVILIAN MANHOURS	CIVILIAN COST	MATERIAL COST	EQUIPMENT COST	CONTRACT COST	TOTAL COST
PREVENTIVE MAINTENANCE MECHANICAL							
Calibrate Cathodic Protection Water Towers	.001	25	410		10		420
Preventive Maintenance Oil Fired Furnaces	.9	1,490	22,682	7,616	400		30,698
Repair - Clean and Pumpout Grease Pits and Septic Tanks	1.3	2,336	36,420	1,600	1,000		39,020
Clean Out Lines for Oil Separators and Sand Traps	.4	668	10,414		200		10,614
Preventive Maintenance Bldg Pits (Electrical & Mechanical)	9.5	16,522	257,250	49,000	6,614		312,864
Preventive Maintenance Steam and Condensate Return Distribution	10.8	18,684	306,417	68,640	11,388		386,445
Preventive Maintenance Liquid Fuel Facilities	.9	1,480	24,272	1,200	590		26,062
Preventive Maintenance Liquid Propane Gas Piping System	.1	192	3,149	800	100		4,049
Preventive Maintenance Fire Hydrants	.5	832	12,293	10,641	416		23,350
Turn On and Check Heating Systems	.4	620	10,168	25	100		10,293
Winterize Beach Buildings	.1	224	3,609	30	150		3,789
Dowinterize Beach Buildings	.2	351	5,533	150	100		5,783
Preventive Maintenance Hangar Bay Doors	.17	290	4,756	300	100		5,156







WORK DESCRIPTION	CIVILIAN MANYEARS	CIVILIAN MANHOURS	CIVILIAN COST	MATERIAL COST	EQUIPMENT COST	CONTRACT COST	TOTAL COST
Preventive Maintenance Solar Controls and Pumps	.2	392	6,429	1,600	200		8,229
Preventive Maintenance Controls for Heating and Air Conditioning	1.2	2,155	35,342	2,400	400		38,142
Preventive Maintenance Messhall Refrigeration Units	1	1,798	29,487	1,250	600		31,337
Preventive Maintenance Messhall Galley Equipment	4.7	8,160	133,824	16,000	4,080		153,904
Clean Coils on Heating and Air Conditioning Units	.3	445	7,298	610	100		8,008
Air Conditioning System Winterize (under 25 ton)	.2	380	6,232	60	160		6,452
Air Conditioning System Winterize (over 25 ton)	.1	137	2,247	40	81		2,368
Air Conditioning System Dewinterize (under 25 ton)	.8	1,374	22,534	5,700	750		28,984
Air Conditioning System Dewinterize (over 25 ton)	.3	569	9,332	2,700	300		12,332
Preventive Maintenance Heat and Air Conditioning (Cooling Season)	2.4	4,209	71,240	5,600	1,480		78,320
Preventive Maintenance Heat and Air Conditioning (Heating Season)	3.1	5,468	86,174	5,600	1,550		93,324
Preventive Maintenance Dryer Exhaust System	.018	32	525	400	100		1,025




WORK DESCRIPTION	CIVILIAN MANYEARS	CIVILIAN MANHOURS	CIVILIAN COST	MATERIAL COST	EQUIPMENT COST	CONTRACT COST	TOTAL COST
Preventive Maintenance Filters (Replacement)	5.2	9,012	127,268	72,759	4,247		204,274
Preventive Maintenance Air Compressors	.7	1,140	17,989	2,750	1,682		22,421
SUBTOTAL	53.58	78,985	1,253,294	257,471	36,898		1,547,663



WORK DESCRIPTION	CIVILIAN MANYEARS	CIVILIAN MANHOURS	CIVILIAN COST	MATERIAL COST	EQUIPMENT COST	CONTRACT COST	TOTAL COST
PREVENTIVE MAINTENANCE ROADS AND GROUNDS							
Preventive Maintenance Onslow Beach Bridge	.2	288	4,545	350	100		4,995
Repair Road Shoulders	4.3	7,553	96,838	88,981	4,303		190,122
Repair Unpaved Roads	4.6	8,000	121,660	32,998	4,860		159,518
Repair Roads and Streets	3.8	5,700	71,220	8,211	6,652		86,083
Clean Out Ditches (with hand tools)	.6	1,060	11,282		810		12,092
Pull Ditches (with equipment)	.4	671	9,187	39,985	389		49,561
 SUBTOTAL	 13.90	 23,272	 314,732	 170,525	 17,114		 502,371




WORK DESCRIPTION	CIVILIAN MANYEARS	CIVILIAN MANHOURS	CIVILIAN COST	MATERIAL COST	EQUIPMENT COST	CONTRACT COST	TOTAL COST
PREVENTIVE MAINTENANCE ELECTRICAL							
Preventive Maintenance Taxiway and Runway Lights (MCAS)	.7	1,248	20,467	6,000	624		27,091
Preventive Maintenance Electrical Distribution (Basewide)	1.7	2,880	47,232	6,000	6,336		59,568
Relamp - Repair Street and Flood Lighting (Basewide)	1.1	1,920	31,488	8,000	4,000		43,488
SUBTOTAL	3.5	6,048	99,187	20,000	10,960		130,147







WORK DESCRIPTION	CIVILIAN MANYEARS	CIVILIAN MANHOURS	CIVILIAN COST	MATERIAL COST	EQUIPMENT COST	CONTRACT COST	TOTAL COST
05 M-1 PROJECTS FOR INHOUSE FORCES, FY 85							
05 Job Orders Unscheduled under 60 hours (Projected)	18	31,338	488,559	500,000	9,730		998,289
Clear Right of Ways for Electrical Distribution (Basewide)		8,873	110,459	26,474	4,437		141,370
Interior/Exterior Repairs, AS-818		122	1,899	2,654	61		4,614
Replace Fixtures, Building 314		82	1,276	2,318	41		3,635
Replace Doors, Building M-255		171	2,612	1,226	86		3,924
Rewire/Relight Building M-513		421	6,806	5,538	211		12,555
Miscellaneous Repairs, Building 156		156	2,432	1,061	78		3,571
Electrical Repairs, Building M-516		294	4,739	4,447	147		9,333
Replace Plaster, Building 409		67	1,045	160	34		1,239
Rewire Building M-613		140	2,268	1,237	70		3,575
Remove Insulation (Building AS-114)		475	7,715	4,219	238		12,172
Miscellaneous Repairs, Building MH5		247	3,790	5,199	124		9,113
Repair Structure, Building MH3-4		210	3,220	1,109	105		4,434
Rewire and Replace Asbestos, Building M-415		697	11,093	6,369	349		17,811
Rewire Building TC-729		304	4,710	2,252	152		7,114
Repair Doors, Building 202		128	2,007	1,453	64		3,524




WORK DESCRIPTION	CIVILIAN MANYEARS	CIVILIAN MANHOURS	CIVILIAN COST	MATERIAL COST	EQUIPMENT COST	CONTRACT COST	TOTAL COST
Rewire Building M-611		366	5,943	4,317	183		10,443
Repair/Paint Building TC-773		229	3,486	1,199	115		4,800
Replace Doors, Building 226		159	2,709	1,036	80		3,825
Replace Shingles, Building 443		249	3,843	2,116	125		6,084
Replace Tiles, Building 312		118	1,888	1,506	59		3,453
Rewire Building M-620		514	8,121	2,224	257		10,602
Miscellaneous Repairs, Building 905		350	5,606	4,785	175		10,566
Repair Windows and Paint, Building TC-1039		78	1,174	579	39		1,792
Rewire Building M-612		323	5,066	2,352	162		7,580
Rewire Building M-112		247	3,897	7,151	124		11,172
Miscellaneous Repairs, Building 134		506	7,896	4,382	253		12,531
Rewire Building M-402		437	6,938	2,644	219		9,801
Rewire Building 203		656	9,609	10,868	328		20,805
Repair Parking Lot, Building M-321		82	1,108	1,468	41		2,617
Replace Window Screens, Building 2615		365	5,401	4,467	183		10,051
Replace Walls, Building 2628		147	2,276	952	74		3,302
Interior/Exterior Repairs, Building TC-1120		66	990	601	33		1,624



WORK DESCRIPTION	CIVILIAN MANYEARS	CIVILIAN MANHOURS	CIVILIAN COST	MATERIAL COST	EQUIPMENT COST	CONTRACT COST	TOTAL COST
Replace Wiring and Lighting, Building S-714		174	2,618	2,523	87		5,228
Rewire/Relocate, Building M-414		319	5,151	1,345	160		6,656
Replace Jambs, Building 307		97	691	1,255	49		1,995
Install Heat Pump, Building TT-2451		102	1,627	2,790	51		4,468
Repair Seat Boards, Building G-22RR		131	2,008	1,174	66		3,248
Interior Repairs, Building 536		150	2,330	662	75		3,067
Replace Doors, Building 903		222	3,357	588	111		4,056
Repair Medians (69 Holcomb)		950	13,409	4,418	475		18,302
Repair Tiles, Building 321		235	6,472	2,682	118		9,272
Repair Roof, Building HP-550		270	4,209	1,159	135		5,503
Repair Roof Leak, Building HP-301		195	3,040	903	98		4,041
Rewire Building 535		309	4,889	2,566	155		7,610
Repairs, Building 2615		2,892	45,126	5,223	1,446		51,795
Interior/Exterior Repairs, Building AS-124		237	4,109	3,834	119		8,062
Replace Canopies, Building 1105		229	3,545	2,258	115		5,918
Repair Ceiling, Building FC-100		73	1,162	880	37		2,079
Remove Asbestos, Building A-2		436	6,901	2,109	218		9,228
Interior Repairs, Building AS-4100		265	3,914	8,387	133		12,434




WORK DESCRIPTION	CIVILIAN MANYEARS	CIVILIAN MANHOURS	CIVILIAN COST	MATERIAL COST	EQUIPMENT COST	CONTRACT COST	TOTAL COST
Replace Pilings, (G1A near G12)		80	1,233	420	40		1,693
Replace Water Lines (G11A near Golf Course)		76	1,075	196	38		1,309
Replace Doors, Building 335		125	2,394	598	63		3,055
Replace Doors, Building 914		69	1,083	480	35		1,598
Miscellaneous Repairs, Building 111		72	1,132	1,212	36		2,380
Rewire Building AS-810		96	1,570	2,753	48		4,371
Rewire Building 344		184	2,940	1,108	92		4,140
Miscellaneous Repairs, Building M-144		68	1,043	429	34		1,506
Replace Ceiling, Building 1780		160	2,565	2,029	80		4,674
Replace Asbestos Shingles, Building 1706		87	1,071	425	44		1,540
Replace Walls, Building 117		316	4,916	1,962	158		7,036
Replace Door, Building 1700		72	1,181	1,655	36		2,872
Remove Panels, Building M-122		195	3,148	1,393	98		4,639
Remove Tile, Building 327		223	3,562	2,063	112		5,737
Exterior Repairs, Building 1504		214	3,309	1,803	107		5,219
Replace Lighting, Building AS-502		640	10,403	8,102	320		18,825
Repair Tank Trails (TLZ DODO G16)		1,994	29,097	47,966	997		78,060
Reroof Building M-513		182	2,613	1,404	91		4,108







WORK DESCRIPTION	CIVILIAN MANYEARS	CIVILIAN MANHOURS	CIVILIAN COST	MATERIAL COST	EQUIPMENT COST	CONTRACT COST	TOTAL COST
Reroof Building M-512		182	2,610	1,405	91		4,106
Renovate Steam, Building M-326		503	8,125	4,208	252		12,585
Renovate Steam, Building AS-124		625	10,134	4,477	318		14,929
Replace Water Heaters, Building 901		96	1,704	2,819	48		4,571
Cut Bushes (Marine Corps Base, Rifle Range, G4, B Range)		166	1,933	337	83		2,353
Repair Drain, Building AS-4151		90	1,226	410	45		1,681
Repair Field (G5 FC Parade Field)		565	6,397	2,008	283		8,688
Replace Roof, Building S-355		171	2,590	2,091	86		4,767
Refit Doors, Building 814		70	1,118	628	35		1,781
Renovate Heating System, Building AS-122		380	6,095	10,364	190		16,649
Interior/Exterior Repairs, Building AS-623		184	2,869	2,031	92		4,992
Electrical Repairs, Building TC-809		169	2,599	2,113	85		4,797
Replace Shower, Building M-132		68	1,060	2,663	34		3,757
Repair/Replace Exterior Doors Buildings 205, 213, 217		481	7,019	5,778	241		13,038
Repairs Prior to Painting, Building 102		376	6,542	3,272	51		9,865
Renovate Steam, Building M-178		239	3,872	3,001	120		6,993




WORK DESCRIPTION	CIVILIAN MANYEARS	CIVILIAN MANHOURS	CIVILIAN COST	MATERIAL COST	EQUIPMENT COST	CONTRACT COST	TOTAL COST
Replace Side of Building TC-771		703	10,784	9,410	352		20,546
Replace Valves, Building G-640		102	2,040	1,693	51		3,784
Replace Hoist, Building A-2		62	923	11,076	31		12,030
Fabricate Window Sash, (Bin Stock)		65	975	966	33		1,974
Replace Grating, Building TC-863		70	1,044	13,116	35		14,195
Pump Out Privies, OP-2		150	2,250	603	75		2,928
Repair Road, G-9 Magnolia Lane		389	6,084	36,029	195		42,308
Interior Repairs and Paint, Building AS-710		132	2,062	649	66		2,777
Regravel Parking Lot, 1507 (G-7)		70	885	4,923	35		5,843
Miscellaneous Repairs, Building 2626		263	4,379	2,319	132		6,830
Replace Floor Tile, Building BB-5		288	4,703	2,854	144		7,701
Replace Roof Shingles, Building M-603		236	3,417	2,140	118		5,675
Rewire, Replace Asbestos, Building M-606		449	7,110	2,237	225		9,572
Plant Shrubbery, Building M-131		71	787	678	36		1,501
Replace A/C Condensing Units, Building RR-5		102	1,645	7,565	51		9,261
Replace A/C Condensing Units, Building RR-1		102	1,645	7,517	51		9,213



WORK DESCRIPTION	CIVILIAN MANYEARS	CIVILIAN MANHOURS	CIVILIAN COST	MATERIAL COST	EQUIPMENT COST	CONTRACT COST	TOTAL COST
Replace A/C Condensing Units, Building RR-4		113	1,826	9,379	57		11,262
Replace A/C Condensing Units, Building BB-45		108	1,744	9,373	54		11,171
Replace A/C Condensing Units, Building RR-2		107	1,727	8,496	54		10,277
Replace A/C Condensing Units, Building BB-14		89	1,432	6,675	45		8,152
Replace A/C Condensing Units, Building BB-12		108	1,744	9,373	54		11,171
Replace A/C Condensing Units, Building BB-13		108	1,744	9,373	54		11,171
Replace A/C Condensing Units, Building BB-11		108	1,744	9,373	54		11,171
Plant Shrubbery, 302 (G-5)		130	1,410	772	65		2,247
Plant Shrubbery, 1005 (G-5)		149	1,672	1,030	75		2,777
Plant Shrubbery, MCAS(H) Main Gate (G-5)		476	5,294	2,650	238		8,182
Plant Shrubbery, Vicinity Q, (G-5)		67	722	515	34		1,271
Landscape Landfill, Sanitary Landfill G-21		5,068	71,462	29,686	2,534		103,682
Repair Roof, Building FC-251		230	3,586	1,467	115		5,168
Rewire Building M-103		498	7,949	5,045	249		13,243




WORK DESCRIPTION	CIVILIAN MANYEARS	CIVILIAN MANHOURS	CIVILIAN COST	MATERIAL COST	EQUIPMENT COST	CONTRACT COST	TOTAL COST
Winterize Buildings (Beach Area)		224	3,609	570	112		4,291
Renovate Water System, Building M-130		419	6,270	4,769	210		11,249
Repair Sidewalks, G-8 (First Area)		398	5,349	2,569	196		8,114
Operations Test on Vessels Marine Corps Base and Air Station		330	4,740	1,000	115		5,855
Replace Ceiling, Building 218		219	3,406	1,461	110		4,977
Replace Lights/Ceiling/Doors, Building 442		529	8,174	3,618	265		12,057
Repair Sewer, G-24 Sewer Lines		199	2,788	1,061	100		3,949
Repair Sewer, G-24 Sewer Lines		95	1,277	585	48		1,910
Repair Chiller, Building AS-4010		318	5,020	2,290	159		7,469
Replace Air Conditioning, Building 1		451	7,085	11,410	226		18,721
Rehabilitate Shears, Building 1202		71	1,164	332	36		1,532
Repair Road, G-22 (F-5 Range)		76	927	2,668	38		3,633
Demolish Building 598		570	6,514	788	285		7,587
Repair Plaster and Paint, Building LCH-4014A		311	4,745	618	162		5,525
Repair Fuel Tank, Building AS-142 (G-25B)		63	884	1,019	32		1,935
Replace Driveway, Building TT-38		61	782	472	31		1,285







WORK DESCRIPTION	CIVILIAN MANYEARS	CIVILIAN MANHOURS	CIVILIAN COST	MATERIAL COST	EQUIPMENT COST	CONTRACT COST	TOTAL COST
Clean Out Ditch, HP-533		63	800	193	32		1,025
Install Water Meter, G-11B		114	1,587	1,514	57		3,158
Replace Steam Line, Building G-10		72	890	202	36		1,128
Unstop Sewer Main, Building G-24		85	1,277	345	43		1,665
Clean/Paint Building 780		122	1,902	790	61		2,753
Clean/Paint Tank, Building S-781		76	1,185	510	38		1,733
Clean/Paint Exterior, Building 45		116	1,678	797	58		2,533
Repair Steam Distribution, Building G-10		64	1,050	345	32		1,427
Remove/Repair Pump, Building 20		60	984	475	30		1,489
Replace Hot Water System, Building G-550		228	3,529	2,381	114		6,024
Repair Parking Lot, Building M-90 (G-7)		206	2,579	6,548	103		9,230
Repair Exterior and Paint, Building 1817		513	7,709	10,970	257		18,936
Replace Air Compressor, Building AS-4106		106	1,596	18,875	53		20,524
Exterior Paint, Building S-945		111	1,731	595	56		2,382
Miscellaneous Repairs, Building AS-587		83	1,260	558	42		1,860
Repair Interior/Exterior, Building 400		258	3,861	3,884	129		7,874




WORK DESCRIPTION	CIVILIAN MANYEARS	CIVILIAN MANHOURS	CIVILIAN COST	MATERIAL COST	EQUIPMENT COST	CONTRACT COST	TOTAL COST
Cut Swales for Area Drainage Building AS-4151		79	908	520	40		1,468
Interior/Exterior Repairs and Rewire, Building TC-751		167	2,567	2,010	84		4,661
Control Vegetation, Marine Corps Base and Air Station		460	6,026	629	230		6,885
Interior Repairs and Paint, Building M-129		593	8,883	5,297	297		14,477
Rework Electrical Distribution, Building G-1A		95	1,558	5,029	48		6,635
Interior/Exterior Repairs, Building TC-836		147	2,268	1,558	74		3,900
Interior/Exterior Repairs, Building TC-828		161	2,478	1,683	81		4,242
Interior/Exterior Repairs, Building TC-829		186	2,853	1,762	93		4,708
Remove Shingles, Building CG-1		402	6,233	2,069	201		8,503
Rewire Building M-205		560	8,796	3,034	280		12,110
Interior/Exterior Repairs, Building TC-849		158	2,433	1,798	79		4,310
Interior/Exterior Repairs, Building TC-738		274	4,243	1,939	137		6,319
Interior/Exterior Repairs, Building TC-853		324	4,987	1,865	162		7,014



WORK DESCRIPTION	CIVILIAN MANYEARS	CIVILIAN MANHOURS	CIVILIAN COST	MATERIAL COST	EQUIPMENT COST	CONTRACT COST	TOTAL COST
Interior/Exterior Repairs, Building M-101		211	3,171	1,124	106		4,401
Replace Screens, Building RR-12		32	499	296	16		811
Replace Fire Hydrants, G-26 (BB Area)		291	4,469	10,846	146		15,461
Replace Shingles, Building TT-49		330	5,099	1,885	165		7,149
Repair Parking Lot, Building AS-410		69	875	3,924	35		4,834
Grade Road (Brewster School Road)		145	1,642	6,296	73		8,011
Grade Parking Lot, Building 1750		78	1,030	3,157	39		4,226
Replace Plaster, Building 2604		138	2,009	274	69		2,352
Interior/Exterior Repairs, Building 437		270	4,194	1,120	135		5,449
Interior/Exterior Repairs, Building 416		354	5,520	6,689	177		12,386
Remove Carpet, Building 300		100	1,520	888	50		2,458
Interior Paint, Building G-640		275	4,287	1,334	138		5,759
Electrical Repairs, Building 1700		143	2,208	32,033	72		34,313
Electrical/Structural Repairs, Building TC-1047		181	2,775	1,964			4,739
Miscellaneous Repairs, Building TC-1065		103	1,550	841	52		2,443
Repairs and Interior/Exterior Paint, Building TC-852		346	5,242	3,854	173		9,269




WORK DESCRIPTION	CIVILIAN MANYEARS	CIVILIAN MANHOURS	CIVILIAN COST	MATERIAL COST	EQUIPMENT COST	CONTRACT COST	TOTAL COST
Interior/Exterior Repairs, Building TC-750		149	2,315	1,709	75		4,099
Repair Interior/Exterior, Building BB-2		832	13,292	11,044	416		24,752
Replace Window Screens, Building 751		134	2,010	977	67		3,054
Repairs to Building TC-1017		71	1,072	384	36		1,492
Repair Doors and Ceilings, Building TC-1046		70	935	658	35		1,628
Repair Heads, Building 1606		67	1,046	596	34		1,676
Replace Fire Hydrants, G-26 (RR Area)		225	3,409	8,057	113		11,579
Replace Tiles, Building TC-1069		72	1,063	703	36		1,802
Replace Steps, Building FC-311		81	1,181	380	41		1,602
Grade Parking Area (SH 7-13)		63	812	6,027	32		6,871
Electrical/Structural Repairs, Building TC-855		274	4,185	1,135	137		5,457
Interior/Exterior Repairs, Building TC-1018		386	5,815	4,556	193		10,564
Replace Heaters, Building TC-900		250	3,960	9,553	125		13,638
Replace Hydrants, Buildings 630, 909 and 1808		93	1,411	895	47		2,353
Replace Panels, Building BB-45		93	1,505	2,713	47		4,265







WORK DESCRIPTION	CIVILIAN MANYEARS	CIVILIAN MANHOURS	CIVILIAN COST	MATERIAL COST	EQUIPMENT COST	CONTRACT COST	TOTAL COST
Install Conduit, Building 1700		166	2,030	866	83		2,979
Repairs to Building TC-1143		168	2,608	1,650	84		4,342
Remove Radiators, Building M-231		166	2,665	889	83		3,637
Clean Grease Pits, SPT-32		104	1,376	1,593	52		3,021
Replace Roof, Building AS-539		203	3,184	2,974	102		6,260
Fabricate Doors, Building 540		85	1,325	542	43		1,910
Replace Ceiling, Building RR-48		302	4,702	1,117	151		5,970
Repair Ceiling, Building FC-200		144	2,322	3,180	72		5,574
Cut/Remove Trees, Building TP-455		92	1,173	245	46		1,464
Replace Front Porch Columns, Building 221		74	1,185	406	37		1,628
Miscellaneous Repairs, Building TC-1066		145	2,082	3,853	73		6,008
Remove Exhaust Hood, Building 226		219	3,263	296	110		3,669
Repair Canopy, Building 84		114	1,712	1,702	57		3,471
Replace Roof, Building TC-719		219	3,324	2,485	110		5,919
Replace Roof, Building TC-718		219	3,324	2,485	110		5,919
Replace Roof, Building TC-717		219	3,324	2,485	110		5,919
Re-key Door Locks, Buildings 1854 and 1855		114	1,562	508	57		2,127
Replace Roof, Building TC-709		219	3,324	2,485	110		5,919



WORK DESCRIPTION	CIVILIAN MANYEARS	CIVILIAN MANHOURS	CIVILIAN COST	MATERIAL COST	EQUIPMENT COST	CONTRACT COST	TOTAL COST
Replace Fire Door, Building 1201		82	1,294	2,322	41		3,657
Replace Roof, Building TC-708		219	3,324	2,485	110		5,919
Rewire Pier, Building AS-2803		113	1,775	524	57		2,356
Replace Roof, Building TC-707		219	3,324	2,485	110		5,919
Repair Ballfields, Marine Corps Base (G-18)		1,364	17,204	5,295	682		23,181
Repair Ballfields, Marine Corps Air Station (G-18)		484	5,993	1,962	242		8,197
Replace Fixtures, Building 905		350	5,474	5,874	175		11,523
Rework Electric, G-1A (1800 Area)		95	1,558	4,302	48		5,908
Replace Roof, Building AS-580		257	4,027	1,658	129		5,814
Repair Windows, Building TC-1039		93	1,401	725	47		2,173
Repair Sidewalks, Building AS-4100		180	2,371	1,336	90		3,797
Wash/Clean Exterior Trim, Building 2615		60	935	42	30		1,007
Repair Sewer Main, Building 624 Sewer Lines		75	1,121	182	38		1,341
Replace Steam Line, Building 1750 (G-10A)		556	7,860	8,326	278		16,464
Repair Privy, OP-2		125	1,813	873	63		2,749
Clear Area, K-2, G-22		1,918	31,136	8,550	959		40,645



WORK DESCRIPTION	CIVILIAN MANYEARS	CIVILIAN MANHOURS	CIVILIAN COST	MATERIAL COST	EQUIPMENT COST	CONTRACT COST	TOTAL COST
Repair Ballfields (G-18)		230	2,837	699	115		3,651
Repair Ballfield (G-18)		916	10,766	2,820	458		14,044
Repair Tank Trail, G-22 (TLZ Gander)		1,221	17,707	51,462	611		69,780
Repair Berm, Building TT-46		692	8,797	2,351	346		11,494
Repair Plumbing, Building TC-853		84	1,310	77	42		1,429
Electrical/Structural Repair, Building TC-716		88	1,384	475	44		1,903
Repair Sidewalk, G-8 (HP Area)		420	5,417	1,974	210		7,601
Replace Condensing Unit, Building BB-54		71	1,136	7,736	36		8,908
Rewire Building M-512		698	11,091	6,506	349		17,946
Upgrade Road (Rhodes Point 69)		241	3,406	58,181	121		61,708
Drill Holes, Building AS-4040		140	2,244	875	70		3,189
Remove Tree, Building TC-1006		137	1,698	596	69		2,363
Replace Doors, Building 54		106	1,625	412	53		2,090
Replace Doors, Caulk Windows, Building MH-2		103	1,556	487	52		2,095
Replace Doors and Repair, Building AS-116		97	1,447	384	49		1,880
Rewire/Miscellaneous Repairs, Building TC-951		220	3,376	1,231	110		4,717




WORK DESCRIPTION	CIVILIAN MANYEARS	CIVILIAN MANHOURS	CIVILIAN COST	MATERIAL COST	EQUIPMENT COST	CONTRACT COST	TOTAL COST
Replace Insulating Coil, Building G-1A		160	2,624	1,738	80		4,442
Miscellaneous Repairs, Building BA-183		72	1,121	655	36		1,812
Miscellaneous Repairs, Building BA-113		75	1,118	265	38		1,421
Relight Building TC-761		85	1,326	3,867	43		5,236
Repair/Replace Doors and Decking, Building BA-147		63	977	246	32		1,255
Repairs Apartments and Exterior Stairways, BA-143		67	1,043	357	34		1,434
Repair Beach Trailers, Building BA-188		72	1,125	1,165	36		2,326
Repair Building BA-114		157	2,428	845	79		3,352
Repair/Replace Screen Doors and Windows, Building BA-115		80	1,248	370	40		1,658
Repair Apartments and Exterior Stairways, Building BA-144		192	2,999	1,147	96		4,242
Rewire and Relight Building TC-560		98	1,546	3,483	49		5,078
Rewire and Relight Building TC-460		65	1,026	3,263	38		4,327
Rewire and Relight Building TC-760		112	1,767	3,599	56		5,422
Miscellaneous Repairs/Plumbing/ Heating/Electric, Building TC-900		1,591	24,370	15,530	796		40,696







WORK DESCRIPTION	CIVILIAN MANYEARS	CIVILIAN MANHOURS	CIVILIAN COST	MATERIAL COST	EQUIPMENT COST	CONTRACT COST	TOTAL COST
Renovate Potable Water System, Building M-139		648	9,594	4,415	324		14,333
Replace Lighting, Building TC-569		65	1,026	5,117	33		6,176
Remove Asbestos Insulation, Building BB-5		468	7,574	4,699	234		12,507
Remove Asbestos Insulation, Building 2600		304	4,942	3,248	152		8,342
Clean Out Drainage Ditch, Marine Corps Air Station (H)		363	4,702	2,203	182		7,087
Replace Concrete Sidewalk, Building CG-1 (G-8)		131	1,567	791	66		2,424
Electrical Repairs, Building AS-4146		87	1,384	2,776	44		4,204
Trim Trees (6th Marines Area)		113	1,368	298	57		1,723
Repair Road Shoulders, Marine Corps Air Station (H)		133	1,686	415	67		2,168
Replace Plugs and Paint Exterior, Building MH-6		177	2,667	1,354	89		4,110
Lighting/Structural Repairs, Building TC-1110		84	1,281	1,705	42		3,028
Interior/Exterior Repairs, Building TC-871		67	979	422	34		1,435
Repair Asphalt Lot, Building AS-4146		75	962	637	38		1,637
Repair Sewer, G-24 Sewer Lines		195	2,892	959	98		3,949




WORK DESCRIPTION	CIVILIAN MANYEARS	CIVILIAN MANHOURS	CIVILIAN COST	MATERIAL COST	EQUIPMENT COST	CONTRACT COST	TOTAL COST
Repair Road (FC-100 Vicinity)		159	2,103	2,360	80		4,543
Replace Doors, Building 1919		96	1,480	349	48		1,877
Repair Beach, Building AS-2800		695	9,451	1,889	348		11,688
Repair Walls/Ceiling, Building 531		600	8,935	6,646	300		15,881
Rewire/Miscellaneous Repairs, Building TC-817		241	3,724	1,874	121		5,719
Rewire Building TC-1007		160	2,482	1,328	80		3,890
Rework Electric, Building G-1A (1800 Area)		115	1,886	4,379	58		6,323
Rewire/Refixture Building TC-562		84	1,325	3,319	42		4,686
Replace Tile, Building 326		79	1,248	874	40		2,162
Group Relamp, Building AS-4108		100	1,600	1,843	50		3,493
Replace Walkway, Building BA-193		71	1,110	458	36		1,604
Replace Built-up Roof, Building AS-128		72	1,042	963	36		2,041
Rewire Building/Structure, Building TC-854		461	7,022	3,374	231		10,627
Replace Fixtures, Building TC-341		72	1,136	6,215	36		7,387
SUBTOTAL	66.23	115,307	1,723,620	1,547,429	51,515		3,322,564



WORK DESCRIPTION	CIVILIAN MANYEARS	CIVILIAN MANHOURS	CIVILIAN COST	MATERIAL COST	EQUIPMENT COST	CONTRACT COST	TOTAL COST
M-1 CONTRACTS (FY 1985)							
Change Orders						500,000	500,000
Rewire Buildings, Hadnot Point						1,497,897	1,497,897
Renovate Electrical System, Courthouse Bay and Midway Park						1,926,967	1,926,967
Rewire Messhalls						465,425	465,425
Replace Steam Generator, AS-710 and Boiler in Building 738						41,000	41,000
Maintenance Painting 1-85						229,000	229,000
Paint Water Tanks (Basewide)						119,600	119,600
Replace Air Conditioning, Building AS-320						295,000	295,000
Maintenance Painting 2-85						198,000	198,000
Replace Monorail, Building FC-365						15,000	15,000
Maintenance Painting 3-85						147,500	147,500
Paint Administrative Spaces and Communication Spaces (MCB)						37,200	37,200
Interior/Exterior Painting, Marine Corps Air Station (li)						129,988	129,988
Interior/Exterior Painting, Mainside						500,000	500,000



WORK DESCRIPTION	CIVILIAN MANYEARS	CIVILIAN MANHOURS	CIVILIAN COST	MATERIAL COST	EQUIPMENT COST	CONTRACT COST	TOTAL COST
Interior/Exterior Painting, Camp Geiger						175,000	175,000
Interior/Exterior Painting, Rifle Range, Courthouse Bay and Beach Area						125,000	125,000
Replace Cooling Towers, AS-225, AS-518, FC-300 Area						110,700	110,700
SUBTOTAL						6,513,277	6,513,277





WORK DESCRIPTION	CIVILIAN MANYEARS	CIVILIAN MANHOURS	CIVILIAN COST	MATERIAL COST	EQUIPMENT COST	CONTRACT COST	TOTAL COST
SUMMARY SHEET							
Work Reception	5	8,705	81,944	3,500	2,000		87,444
Inspection	8.3	14,363	222,300	4,800	4,200		231,300
Planning and Estimating	15	26,115	452,000	11,000	4,700		467,700
Maintenance and Service Contract Support	2.5	4,352	75,000	3,000	1,000		79,000
Scheduling and Shop Planners	15	25,115	415,000	6,000	2,500		423,500
Overhead	71	174,433	2,728,100	218,891	212,891		3,159,810
Continual Maintenance	170	278,560	4,304,486	1,978,067	155,451	75,698	6,513,702
Unscheduled Utilities and Service Contracts (NAVSUPS) 05 Job Orders	15	26,115	428,286	259,714	3,000	20,000	711,000
Preventive Maintenance (Mechanical)	53.6	78,985	1,253,294	257,471	36,898		1,547,663
Preventive Maintenance (Roads and Grounds)	13.90	23,272	314,732	170,525	17,114		502,371
Preventive Maintenance (Electrical)	3.5	6,048	99,187	20,000	10,960		130,147
M-1 Projects for In-House Shop Forces	66.2	115,307	1,723,620	1,547,429	51,515		3,322,564
M-1 Projects for Contract Forces						6,513,277	6,513,277
GRAND TOTAL	439	781,370	12,097,949	4,480,325	502,229	6,608,975	23,689,478

