


FY 1987
UNCONSTRAINED WORK REQUIREMENTS


DESCRIPTION	CIVILIAN MANYEARS	CIVILIAN MANHOURS	CIVILIAN COST	MATERIAL COST	EQUIPMENT COST	CONTRACT COST	TOTAL COST
SUMMARY SHEET							
Work Reception	7	12,187	133,744	6,500	2,750		142,994
Inspection	7	12,187	199,300	4,300	3,200		206,800
Planning and Estimating	17	29,597	509,500	13,000	5,200		527,700
Facilities Support Contract Action	3	5,223	67,174	3,000	1,500		71,674
Scheduling and Work Control	10	17,410	203,696	4,000	2,200		209,896
Overhead	41	122,280	1,954,650	209,019	208,019		2,371,688
Continual Maintenance	171	297,711	3,980,696	1,578,783	154,927	400,000	6,114,406
Unscheduled Utilities and Service Contracts (NAVSUPS) Job Orders	15	26,115	428,286	400,000	3,000	70,000	901,286
Preventive Maintenance to Paint up Roofs	2	3,482	39,695	30,000	2,500		72,195
Preventive Maintenance (Mechanical)	62.3	109,727	1,670,563	273,038	43,320		1,986,921
Preventive Maintenance (Roads and Grounds)	16.9	28,685	382,232	179,653	21,364		583,249
Preventive Maintenance (Electrical)	3.5	6,048	99,187	20,000	10,960		130,147
Preventive Maintenance (Boilers)	6.2	10,797	119,600	10,000	3,000		132,600




FY 1987

UNCONSTRAINED WORK REQUIREMENTS


WORK DESCRIPTION	CIVILIAN MANYEARS	CIVILIAN MANHOURS	CIVILIAN COST	MATERIAL COST	EQUIPMENT COST	CONTRACT COST	TOTAL COST
Summary (CONTINUED)							
PROJECTED MI MAINTENANCE AND REPAIR REQUIREMENTS LISTED BY CATEGORY CODE							14,050,000
CURRENT MI MAINTENANCE AND REPAIR REQUIREMENTS LISTED BY CATEGORY CODE							23,988,800
GRAND TOTAL MI	361.5	681,449	9,788,323	2,731,293	461,940	—	51,439,556
GRAND TOTAL RI	28.4	49,634	598,095	519,000	—	3,926,252	5043,352




WORK DESCRIPTION	CIVILIAN MANYEARS	CIVILIAN MANHOURS	CIVILIAN COST	MATERIAL COST	EQUIPMENT COST	CONTRACT COST	TOTAL COST
WORK RECEPTION							
Emergency Service Tickets (91,800 Tickets) (62,300 Phone Calls)	2	3,482	24,936	2,000	1,000		27,936
Work Requests (57,500)	2	3,482	43,119	2,000	500		45,619
Records Handled (55,000)	1	1,741	12,986	500			13,486
Supervision Work Reception	1	1,741	24,000	1,000	1,000		26,000
Supervision Work Management	1	1,741	28,703	1,000	250		29,953
SUBTOTAL	7	12,187	133,744	6,500	2,750		142,994




WORK DESCRIPTION	CIVILIAN MANYEARS	CIVILIAN MANHOURS	CIVILIAN COST	MATERIAL COST	EQUIPMENT COST	CONTRACT COST	TOTAL COST
INSPECTION							
Control Inspection	3	5,223	86,250	2,000	1,500		89,750
Annual Long Range Maintenance Plan	1	1,741	28,750	1,000	500		30,250
Maintainability Acceptance	1	1,741	28,750	500	500		29,750
BMAR/Validation	1	1,741	28,750	200			28,950
Boiler and Air Compressor Inspector	1	1,741	26,800	600	700		28,100
SUBTOTAL	7	12,187	199,300	4,300	3,200		206,800




WORK DESCRIPTION	CIVILIAN MANYEARS	CIVILIAN MANHOURS	CIVILIAN COST	MATERIAL COST	EQUIPMENT COST	CONTRACT COST	TOTAL COST
PLANNING AND ESTIMATING							
Standing Job Orders	4	6,964	120,000	2,000	500		122,500
Specific Job Orders	7	12,187	210,000	4,000	700		214,700
Estimating (CA) Hours	2	3,482	60,000	3,000	2,000		65,000
Rough Estimates	1	1,741	30,000	1,000	1,500		32,500
Contract Projects Preparation	2	3,482	57,500	2,000	500		60,000
Supervision	1	1,741	32,000	1,000			33,000
SUBTOTAL	17	29,597	509,500	13,000	5,200		527,700




WORK DESCRIPTION	CIVILIAN MANYEARS	CIVILIAN MANHOURS	CIVILIAN COST	MATERIAL COST	EQUIPMENT COST	CONTRACT COST	TOTAL COST
FACILITIES SUPPORT CONTRACTS SECTION							
FSC Manager	1	1,741	28,726	1,000	500		30,226
FSC Surveillance Representative	1	1,741	24,548	1,000	500		26,048
FSC Clerk Contract Manager	1	1,741	13,900	1,000	500		15,400
SUBTOTAL	3	5,223	67,174	3,000	1,500		72,674 72,674




WORK DESCRIPTION	CIVILIAN MANYEARS	CIVILIAN MANHOURS	CIVILIAN COST	MATERIAL COST	EQUIPMENT COST	CONTRACT COST	TOTAL COST
SCHEDULING AND WORK CONTROL							
Production Controller/Scheduler	2	3,482	49,096	1,000	200		50,296
Production Controllers	8	13,928	154,600	3,000	2,000		159,600
SUBTOTAL	10	17,410	203,696	4,000	2,200		209,896




WORK DESCRIPTION	CIVILIAN MANYEARS	CIVILIAN MANHOURS	CIVILIAN COST	MATERIAL COST	EQUIPMENT COST	CONTRACT COST	TOTAL COST
OVERHEAD							
Allowed Time	29.2	51,000	614,550				614,550
Shop Supervision	41	71,280	1,340,100	209,019	208,019		1,757,138
SUBTOTAL	70.2	122,280	1,954,650	209,019	208,019		2,371,688




WORK DESCRIPTION	CIVILIAN MANYEARS	CIVILIAN MANHOURS	CIVILIAN COST	MATERIAL COST	EQUIPMENT COST	CONTRACT COST	TOTAL COST
CONTINUAL MAINTENANCE							
Cyclic Maintenance	32	55,712	900,000	450,000	10,000		1,360,000
Emergency Service Work	87	151,467	1,921,000	800,000	30,000		2,751,000
Grass Cutting	22	38,302	387,616	4,880	95,656		488,152
Standing Job Orders Not Estimated	30	52,230	772,080	323,903	19,271		1,115,254
Maintenance Service Contracts (NAVFAC)						400,000	400,000
SUBTOTAL	171	297,711	3,980,696	1,578,783	154,927	400,000	6,114,406




WORK DESCRIPTION	CIVILIAN MANYEARS	CIVILIAN MANHOURS	CIVILIAN COST	MATERIAL COST	EQUIPMENT COST	CONTRACT COST	TOTAL COST
05 UNSCHEDULED JOB ORDERS							
Utilities Repairs 05 Job Orders Unscheduled	15	26,115	428,286	400,000	3,000		831,286
05 Service Contracts Unscheduled NAVSUPS Project from FY 84						70,000	70,000
SUBTOTAL	15	26,115	428,286	400,000	3,000	70,000	901,286




WORK DESCRIPTION	CIVILIAN MANYEARS	CIVILIAN MANHOURS	CIVILIAN COST	MATERIAL COST	EQUIPMENT COST	CONTRACT COST	TOTAL COST
PREVENTIVE MAINTENANCE TO BUILT UP ROOFS							
SUBTOTAL	2	3,482	39,695	30,000	2,500		72,195




WORK DESCRIPTION	CIVILIAN MANYEARS	CIVILIAN MANHOURS	CIVILIAN COST	MATERIAL COST	EQUIPMENT COST	CONTRACT COST	TOTAL COST
PREVENTIVE MAINTENANCE MECHANICAL							
Calibrate Cathodic Protection Water Towers	.001	25	410		10		420
Preventive Maintenance Oil Fired Furnaces	.9	1,490	22,682	7,616	400		30,698
Repair - Clean and Pumpout Grease Pits and Septic Tanks	1.3	2,336	36,420	1,600	1,000		39,020
Clean Out Lines for Oil Separators and Sand Traps	.4	668	10,414		200		10,614
Preventive Maintenance Bldg Pits (Electrical & Mechanical)	9.5	16,522	257,250	49,000	6,614		312,864
Preventive Maintenance Liquid Fuel Facilities	.9	1,480	24,272	1,200	590		26,062
Preventive Maintenance Steam & Condensate Return Distribution	10.8	18,684	306,417	68,640	11,388		386,445
Preventive Maintenance Liquid Propane Gas Piping System	.1	192	3,149	800	100		4,049
Preventive Maintenance Fire Hydrants	.5	832	12,293	10,641	416		23,350
Turn On and Check Heating Systems	.4	620	10,168	25	100		10,293
Winterize Beach Buildings	.1	224	3,609	30	150		3,789
Dewinterize Beach Buildings	.2	351	5,533	150	100		5,783




WORK DESCRIPTION	CIVILIAN MANYEARS	CIVILIAN MANHOURS	CIVILIAN COST	MATERIAL COST	EQUIPMENT COST	CONTRACT COST	TOTAL COST
PREVENTIVE MAINTENANCE MECHANICAL - (Continued)							
Preventive Maintenance Hangar Bay Doors	.17	290	4,756	300	100		5,156
Preventive Maintenance Controls for Heating & Air Conditioning	3	5,232	89,023	3,600	840		93,463
Preventive Maintenance Messhall Refrigeration Units	.9	1,724	29,456	2,500	868		32,824
Preventive Maintenance Messhall Galley Equipment	4.7	8,160	133,824	16,000	4,080		153,904
Clean Coils on Heating & Air Conditioning Units	9.1	15,925	271,999	100	100		272,199
Preventive Maintenance to Commissary Refrigeration Equip	.4	1,059	18,090	800	526		19,416
Preventive Maintenance to Club System Refrigeration Equipment	.2	408	6,968	300	204		7,472
Preventive Maintenance to HVAC System 25 Ton to 100 Ton	3.1	5,456	93,189	4,000	900		98,089
Preventive Maintenance to HVAC System Under 25	.3	480	8,199	500	240		8,939
Preventive Maintenance Heat and Air Conditioning (Cooling Season)	2.7	4,872	83,232	8,000	2,444		93,676




WORK DESCRIPTION	CIVILIAN MANYEARS	CIVILIAN MANHOURS	CIVILIAN COST	MATERIAL COST	EQUIPMENT COST	CONTRACT COST	TOTAL COST
PREVENTIVE MAINTENANCE MECHANICAL - (Continued)							
Preventive Maintenance Heat and Air Conditioning over 100 Ton	.2	370	6,320	500	185		7,005
Preventive Maintenance Dryer Exhaust System	.041	72	1,236	900	50		2,186
Seasonal Shutdown Air Conditioning Units	.2	360	6,149		180		6,329
Seasonal Start up Air Conditioning Units	.2	360	6,149		180		6,329
Preventive Maintenance Filters (Replacement)	10	17,952	170,005	90,636	8,980		269,621
Preventive Maintenance Air Condition Condensers & Towers	.2	360	6,149	500	180		6,829
Preventive Maintenance to Window Air Conditioners	.4	725	12,383	800	363		13,546
Preventive Maintenance Air Compressors	.7	1,140	14,455	3,000	1,682		19,137
Preventive Maintenance Petroleum Meters	.2	428	5,158	400	50		5,608




WORK DESCRIPTION	CIVILIAN MANYEARS	CIVILIAN MANHOURS	CIVILIAN COST	MATERIAL COST	EQUIPMENT COST	CONTRACT COST	TOTAL COST
PREVENTIVE MAINTENANCE MECHANICAL - (Continued)							
Preventive Maintenance Sewer Mains/Manholes	.5	930	11,206	500	100		11,806
SUBTOTAL	62.3	109,727	1,670,563	273,038	43,320		1,986,921




LINE DESCRIPTION	CIVILIAN MANYEARS	CIVILIAN MANHOURS	CIVILIAN COST	MATERIAL COST	EQUIPMENT COST	CONTRACT COST	TOTAL COST
PREVENTIVE MAINTENANCE ROADS AND GROUNDS							
Preventive Maintenance Onslow Beach Bridge	.2	288	4,545	350	100		4,995
Repair Road Shoulders	4.3	7,553	96,838	88,981	4,303		190,122
Repair Unpaved Roads	4.6	8,000	121,660	32,998	4,860		159,518
Repair Roads and Streets	3.8	5,700	71,220	8,211	6,652		86,083
Clean OUT Ditches (with hand tools)	.6	1,060	11,282		810		12,092
Pull Ditches (with Equipment)	.4	671	9,187	39,985	389		49,561
Rail Road Preventive Maintenance	.2	384	5,900	4,128	450		10,478
Shrubbery Maintaining	2.8	5,029	61,600	5,000	3,800		70,400
SUBTOTAL	16.9	28,685	382,232	179,653	21,364		583,249



WORK DESCRIPTION	CIVILIAN MANYEARS	CIVILIAN MANHOURS	CIVILIAN COST	MATERIAL COST	EQUIPMENT COST	CONTRACT COST	TOTAL COST
PREVENTIVE MAINTENANCE ELECTRICAL							
Preventive Maintenance Taxiway and Runway Lights (MCAS)	.7	1,248	20,467	6,000	624		27,091
Preventive Maintenance Electrical Distribution (Basewide)	1.7	2,880	47,232	6,000	6,336		59,568
Relamp - Repair Street and Flood Lighting (Basewide)	1.1	1,920	31,488	8,000	4,000		43,488
SUBTOTAL	3.5	6,048	99,187	20,000	10,960		130,147




WORK DESCRIPTION	CIVILIAN MANYEARS	CIVILIAN MANHOURS	CIVILIAN COST	MATERIAL COST	EQUIPMENT COST	CONTRACT COST	TOTAL COST
PREVENTIVE MAINTENANCE BOILERS							
Preventive Maintenance to Boilers	6.2	10,797	119,600	10,000	3,000		132,600
SUBTOTAL	6.2	10,797	119,600	10,000	3,000		132,600




MAINTENANCE REPAIR REQUIREMENTS FY-87

		CURRENT DIF.	PROJECTED DIF.
RPL TOP ON WTR RESERVOIR (1) BLD	841	\$70,000	
RPR STRUC/ELEC BLDs., SBB-70, SBB-99	123	\$2,000	1,000
RPR STRUC AND PAINT (1) BLDG., 1736	125	\$1,000	1,000
RPR STRUC FACILITY (2), TC-734, TC-755	131	\$2,000	3,000
RPR STRUC/ELEC/MECH/PNT (1) BLDG., 54	141	\$4,000	50,000
PNT/STRUC/ELEC/MECH (3) BLDG., 126, 303, 1404	143	\$9,000	6,000
PNT/ROOF/STRUC/ELEC/MECH (20) BLDs., 344, 443, 535, 538, 883, M-90, M-102, 104, M-124, M-125, M-126, M-132, M-203, M-214, M-403, M-513, M-620, BB-50, TC-174, TC-179	171	\$86,000	103,100
PNT/STRUC/ELEC (10) BLDs., S-557, S-770, S-772, S-773, S-774, SM-180, SM-196, SRR-64, SRR-89, SVL-180	179	\$15,000	67,100
RPR MECH (1) BLDG., 900	213	\$3,000	1,000
PNT/ROOF/STRUC/ELEC/MECH (19) BLDs., 901, 902, 910, 1111, 1450, 1504, 1775, 1780, 1804, 1815, 1817, A-11, S-1507, FC-100, FC-241, GP-21, TC-474, TC-773, TC-774	214	\$66,000	39,300
PNT/STRUC/MECH/ELEC (9) BLDs., 24, 100, 117, 231, 307, 531, 1707, 1771, FC-190	217	\$28,000	119,200
ROOF/STRUC (2) BLDs., BB-51, FC-200	218	\$23,000	70,000
STRUC (3) BLDs., 1104, 1919, STT-50	219	\$2,000	
PNT/ROOF/STRUC FAC (7) BLDs., SBB-156, SSH-1, SHH-2, SSH-3, SSH-4, SSH-5, SSH-6	421	\$6,000	1,000
PNT/ROOF/STRUC/MECH/ELEC (47) BLDs., 113, 133, 319, 332, 336, 418, 431, 435, 533, 819, 907, 916, 1118, 1301, 1308, 1606, 1705, 1710, 1802, 1810, 2629, A-8, A-9, A-10, M-133, M-415, M-501, M-606, FC-217, FC-218, GP-20, TC-341, TC-721, TC-722, TC-724, TC-725, TP-449, FAD-6, FAD-7, FAD-8, FAD-9, FAD-10, FAD-11, FAD-13, FAD-15, FAD-16, SBB-238	441	\$1,174,000	998,000
STRU/ELEC/MECH/RPRS (1) BLDG., 65	510	\$8,000	3,000
PNT/MECH (1) BLDG., 15	550	\$8,000	
PNT/ROOF/STRUC/ELEC/MECH (42) BLDs., 59, 66, 102, 114, 207, 315, 317, 343, 400, 442, 516, 800,	610	\$243,000	200,000




914,1101,1105,1211,1407,1601,1944,A-1,G-520
G-530,M-200,M-419,M-603,M-612,BB-3,BB-5,
BB-86,CG-1,FC-300,RR-11,RR-12,TC-705,TC-706,
TC-737,TC-738,TC-754,TC-809,TC-846,TT-42
LCH-4002,


PNT/STRUC/ELEC/MECH (15) BLDs.,58,427,506, 510,519,M-130,M-220,M-221,M-504,M-511,HP-165, TC-719,TC-849,TC-1019,TC-1064	721	\$68,000	86,000
PNT (1) BLDG.,521	722	\$11,000	2,000
PNT/ROOF/STRUC/MECH (6) BLDs.,924,M-208, M-502,BB-98,TC-744,AC-1052	723	\$32,000	3,000
PNT/STRUC/MECH/ELEC (10) BLDs.,2603,2604, 2605,2607,2609,2611,2613,2617,M-231,RR-9	724	\$54,000	189,000
PNT/ROOF/STRUC/ELEC/MECH (8) BLDs.,18,37,41, 1400,2600,TC-306,TC-732,TC-1003	730	\$25,000	36,000
PNT/ROOF/STRUC/MECH/AIRCON (34) FAC 19,43,62 63,64,89,115,330,425,500,728,1015,1106,1107, 1201,1501,1611,1742,1915,1945,2615,2624, 2625,2626,2627,2628.A-25,BA-101,BA-147,BB-39 BB-54,FC-323,RR-51,TT-44	740	\$212,000	350,000
PNT/RPR STRUC (1) BLDG, S-90	750	\$2,000	
RPR STRUC (2) BLDs.,85,SBB-204	832	\$1,000	
RPR ROOF STRUC (6) BLDs.,634,635,636,M-178, RR-45,STT-39	841	\$20,000	10,000
RPR CONDENSATE DIST CHB	822	\$199,000	75,000
RPR SEAWALLS HOSPITAL POINT AREA	154	\$35,000	11,000
ELEC RPRS	730	\$99,000	6,000
RPL ELEC DIST POLES/WALLACE CRK	812	\$136,000	72,000
RPR STRUC/ROOF (2) BLDs.,TC-755,TC-751	131	\$3,000	
RPR STRUC/ROOF/PNT/ELEC (4) BLDs.,310,328, 856,1404	143	\$66,000	21,000
MISC RPR (9) BLDs.,538,883,M-405,M-411,BB-48 BB-50,SM-329,TC-1060,SBB-161	171	\$74,000	61,000
PRP STRUC/ROOF/PNT (5) BLDs.,S-351,S-770, S-772,SRR-244,SVL-180	179	\$3,000	32,000




RPR ELEC (1) BLDG., 900	213	\$29,000	3, ၀၀၀
MISC RPR (28) BLDS., 1111, 1205, 1206, 1310, 1408, 1450, 1502, 1505, 1506, 1604, 1605, 1775, 1780, 1804, 1815, 1817, M-120, M-1123, S-1507, FC-100, TC-774, TC-942	214	\$267,000	201, ၀၀၀
MISC RPR (10) BLDS., 24, 117, 307, 341, 1405, 1406, 1602, 1603, 1707, FC-251	217	\$117,000	79, ၀၀၀
MISC RPR (9) BLDS., 45, 780, 1202, 1204, 1302, H-19, M-103, TC-823, LCH-4023	219	\$174,000	62, ၀၀၀
MISC RPR (51) BLDS., 106, 107, 117A, 129, 132, 133, 134, 234, 319, 332, 334, 335, 338, 418, 424, 435, 436, 525, 747, 801, 819, 903, 904, 906, 907, 915, 916, 1012, 1118, 1301, 1306, 1308, 1211, 1011, 1309, 1311, 1312, 1317, 1410, 1606, 1710, M-319, M-415, FC-101, FC-102, GP-12, TC-609, TC-817, TC-822, TC-824, TC-1021	441	\$842,000	639, ၀၀၀
RPR STRUC/PNT (1) BLDG., 65	540	\$84,000	21, ၀၀၀
RPR STRU/ELEC/PNT (6) BLDS., 119, 421, G-540, G-550, G-770, BB-10	550	\$56,000	30, ၀၀၀
MISC RPRS (36) BLDS., 66, 59, 101, 102, 111, 114, 121, 123, 127, 203, 216, 218, 225, 302, 343, 430, 437, 522, 800, 914, 1101, 1105, 1108, 1208, 1403, 1407, 1601, 1944, M-131, M-144, M-401, M-402, M-414, BB-37, CG-1, FC-400	610	\$1,140,000	969, ၀၀၀
MISC RPR (35) BLDS., 60, 213, 217, 309, 313, 321, 502, G-521, G-522, G-523, G-524, G-531, G-532, G-533, G-534, G-541, G-542, G-543, G-544, G-551, G-552, G-553, G-554, M-230, M-221, M-416, FC-304, FC-305, FC-306, FC-309, FC-310, FC-311, HP-135, HP-301, HP-550	721	\$514,000	500, ၀၀၀
RPR ROOF/MECH/PNT (11) BLDS., 122, 9, 211, 325, 411, 521, 1209, M-424, BA-103, BB-7, RR-3	722	\$137,000	630, ၀၀၀
PNT (3) BLDS., TC-844, TC-845, TC-950	723	\$7,000	1, ၀၀၀
RPR STRUC/PNT (4) BLDS., 3, 17, 37, M-116	730	\$177,000	93, ၀၀၀
MISC RPR (25) BLDS., 4, 4A, 14, 19, 43, 62, 201, 330, 403, 425, 500, 1015, 1103, 1200, 1201, 1402, 1220, 1501, 1612, 2615, BA-101, BB-46, BB-54, RR-8, TC-900	740	\$558,000	350, ၀၀၀




RPR STRUC/ROOF/ELEC/PNT (16) BLDS.,S-73. S-139,S-141,S-144,S-242,S-243,S-449, S-542,S-544,S-545,S-546,S-549,S-757, SM-247, STT-1,STT-2	750	\$73,000	22,000
MISC RPR (5) BLDS.,738,1700,M-230,BB-49, FC-202	821	\$23,000	7,000
RPL CONDENSE LINE, BA	822	\$100,000	
PNT (4) BLDS.,S-888,S-889,S-890,S-891	823	\$4,000	1,000
RPR STRUC/MECH/PNT (3) BLDS.,765,M-136,M-137	831	\$18,000	
RPR STRUCT/ELEC/MECH/PNT (4) BLDS., BB-190,TC-1000,SBA-108,SFC-314,STT-40	841	\$144,000	30,000
RPR DRAINAGE RR & HP AREAS	871	\$86,000	
RPR STRUC/PNT (3) BLDS.,1002,215,SLCH-4032	123	\$2,000	
RPR MISC STRUC,EXT/PNT (1) BLDG.,TC-362	126	\$3,000	
RPR/STRUC/PNT/ELEC/MECH (8) BLDS.,1,FC-365, PT-5,TC-734,TC-735,TC-751,TC-1119,LCH-4014	131	\$41,000	18,000
RPR STRUC/PNT (1) BLDG. RPR STRUC/PNT (1) BLDG., PT-6	137	\$3,000	
RPR STRUC/PNT/ELEC/MECH (21) BLDS.,11,103, 145,244,303,310,328,402,413,440,505,539, 743,807,814,874,G-480,H-18,M-308,SH-7,TC-816	143	\$80,000	33,000
RPR STRUC (1) BLDG., SBA-99	151	\$2,000	
RPR MISC STRUC (76) BLDS.,344,535,854,883, 935,M-90,M-101,M-102,M-104,M-112,M-113, M-122,M-123,M-124,M-125,M-126,M-127,M-132, M-201,M-203,M-211,M-212,M-213,M-214,M-216, M-217,M-218,M-219,M-222,M-223,M-224,M-225 M-226,M-227,M-228,M-255,M-307,M-323,M-324, M-327,M-403,M-405,M-406,M-407,M-409,M-412, M-413,M-420,M-422,M-513,M-620,BB-48,BB-50, BB-52,BB-89,FC-312,SM-329,TC-179,TC-716, TC-728,TC-855,TC-951,TC-1017,TC-1036, TC-1037,TC-1038,TC-1046,TC-1059,TC-1060,, TC-1041,TC-1143,TP-455,TP-456,118,222,337	171	\$908,000	630,000
RPR MISC STRUC (11) BLDS.,540,5252,5771, 5877,5942,SM-262,STC-367,STC-1205, STC-1228,SVL-175,SVL-179	179	\$13,000	6,000



PRP MSC STRUC (3) BLDs., 1409, A-2, ES-101	213	\$24,000	2,000
RPR MISC STRUC (33) BLDs., 901, 902, 910, 913, 1111, 1205, 1408, 1450, 1503, 1703, 1817, H-36, M-119, M-120, S-937, S-1616, S-1758, BA-130, FC-100, GP-19, RR-14, SA-26, SH-13, TC-771, TC-773, TC-774, TC-862, TC-864, TC-942, TC-952, SBB-169, STC-777, STC-868	214	\$294,000	150,000
RPR MISC STRUC (1) BLDG., SH-8	216	\$10,000	
RPR MISC STRUC (13) BLDs., 24, 100, 116, 117, 231 307, 341, 439, 444, 529, 532, FC-190, TC-720	217	\$136,000	29,000
RPR MISC STRUC (2) BLDs., FC-200, HP-65	218	\$8,000	2,000
RPR MISC STRUC (25) BLDs., 42, 45, 559, 702, 783, 1014, 1102, 1104, 1202, 1203, 1302, 1919, 1939, H-19, PT-25, PT-37, RR-13, TC-715, TC-825, TC-832, TT-41, TT-49, LCH-4023, LCH-4027, STT-50	219	\$272,000	179,000
PAINT EXT (1) BLDG., S-1051	411	\$1,000	
RPR MISC STRUC/PNT EXT/INT (3) BLDs., SBB-156 SRR-21, SRR-241	421	\$4,000	1,000
RPR STRUC EXT/INT (1) BLDG., 1300	431	\$43,000	31,000
RPR MISC STRUC (140) BLDs., 14A, 26, 106, 107, 113, 130, 132, 134, 200, 206, 215, 226, 232, 234, 302A, 319, 332, 334, 335, 336, 408, 418, 424, 431, 433, 435, 441, 445, 504, 512, 513, 534, 548, 729, 744, 747, 786, 805, 903, 904, 906, 907, 915, 916, 927, 928, 1012, 1116, 1301, 1303, 1315, 1316, 1317, 1410, 1704, 1705, 1757, 1932, H-17, H-48, M-121, M-151, M-166, M-314, M-408, M-506, M-512, M-606, S-869, S-893, S-932, BA-128, BA-191, BA-192, BA-231, CG-28, ES-139, ES-200, FC-101, FC-102, FC-206, FC-207, FC-210, FC-211, FC-216, GP-12, GP-20, PT-39, PT-40, RR-7, RR-48, RR-50, RR-238, RR-239, SH-11, TC-341, TC-342, TC-460, TC-462, TC-562, TC-569, TC-572, TC-608, TC-609, TC-628, TC-721, TC-722, TC-723, TC-724, TC-725, TC-730, TC-731, TC-760, TC-817, TC-820, TC-821, TC-831, TC-835, TC-860, TC-940, TC-1020, TC-1021, TC-1022, TC-1023, TC-1024, TC-1025, TC-1030, TC-1031, TC-1032, TC-1033, TC-1034, TC-1035, TC-1051, TC-1053, TP-448, TP-449, TP-457, SBA-136, SBA-137	441	\$1,214,000	592,300
RPR MISC STRUC (1) BLDG., S-1920	451	\$1,000	
RPR STRUC ROOF (1) BLDG., TT-2451	530	\$37,000	39,000



RPR MISC STRUC (7) BLDs., 119,324,421,1041, G-540,BA-105,FC-313	550	\$558,000	72,000
RPR MISC STRUC (101) BLDs., 2,3,8,10,13,27,50 59,101,102,111,114,221,123,125,127,203,207, 214,216,219,221,223,253,302,306,311,314, 315,317,320,333,342,343,416,419,423,432, 434,437,501,518,522,536,537,800,905,914,1005, 1011,1101,1108,1208,1211,1401,1403,1601,A-1, M-105,M-205,M-401,M-402,M-418,M-419,M-522 M-611,M-613,BA-102,BB-3,BB-5,BB-15,BB-28,BB-38 CG-1,FC-201,FC-300,FC-400,RR-11,RR-12,RR-20, RR-22,TC-704,TC-705,TC-706,TC-726,TC-727, TC-738,TC-739,TC-745,TC-752,TC-753,TC-754, TC-809,TC-840,TC-846,TC-853,TC-854,TC-1029, TC-1063,TC-1110,LCH-4002	610	\$3,012,000	1,288,000
RPR MISC STRUC (143) BLDs., 6,12,58,60,67,202 205,308,309,313,318,321,326,407,417,422,427 507,511,517,519,1042,1140,1340,G-521,G-522, G-523,G-524,G-531,G-532,G-534,G-541,G-544, G-551,G-552,G-554,M-128,M-130,M-220,M-221, M-235,M-236,M-303,M-305,M-309,M-311,M-313, M-316,M-318,M-416,M-503,M-504,M-507,M-511, M-516,M-518,M-521,M-609,M-616,M-622,BA-104, BB-11,BB-12,BB-13,BB-14,BB-250,BB-255,BB-260, BB-265,FC-304,FC-305,FC-306,FC-309,FC-310, FC-311,FC-411,FC-412,FC-413,FC-414,FC-415, FC-416,HP-51,HP-57,HP-255,HP-265,HP-275, HP-285,RR-1,RR-2,RR-4,RR-5,TC-707,TC-708, TC-709,TC-717,TC-718,TC-719,TC-729,TC-736, TC-804,TC-805,TC-806,TC-807,TC-808,TC-818, TC-819,TC-826,TC-827,TC-828,TC-829,TC-836, TC-837,TC-838,TC-839,TC-848,TC-849,TC-852, TC-1004,TC-1005,TC-1006,TC-1007,TC-1008, TC-1009,TC-1018,TC-1019,TC-1026,TC-1027, TC-1028,TC-1039,TC-1047,TC-1048,TC-1049, TC-1055,TC-1056,TC-1057,TC-1058,TC-1064, TC-1065,TC-1066,TC-1131,TC-1132,TC-1142, TC-1162	721	\$2,155,000	969,000
RPR MISC STRUC (7) BLDs., 211,325,521,1209, BA-103,BB-7,FC-303	722	\$99,000	30,000
RPR MISC STRUC (50) BLDs., 550,821,924,M-109, M-209,M-210,M-502,GP-14,RR-26,RR-27,RR-28, RR-29,RR-31,RR-32,RR-34,TC-710,TC-711, TC-712,TC-714,TC-740,TC-742,TC-743,TC-744, TC-810,TC-812,TC-814,TC-815,TC-841,TC-842, TC-844,TC-845,TC-850,TC-851,TC-865,TC-950, TC-1010,TC-1012,TC-1013,TC-1015,TC-1016,	723	\$417,000	320,000



TC-1040,TC-1041,TC-1042,TC-1044,TC-1045,
TC-1050,TC-1052,TC-1054,TC-1140,TC-1141,

RPR MISC STRUC (16) BLDs.,2602,2604,2605, 2607,2609,2611,2613,M-231,M-232,M-233,RR-9, TC-1067,TC-1068,TC-1069,TC-1160,TC-1161	724	\$528,000	120,000
RPR MISC STRUC (40) BLDs.,3,16,17,18,35,37, 41,690,997,1400,1500,1903,1918,2600,H-21, M-116,M-302,M-325,BB-6,BB-16,CR-106,SH-8A, SH-12,SH-15,SH-18,TC-306,TC-307,TC-601, TC-701,TC-732,TC-735,TC-834,TC-1003,TT-57, TT-2463,LCH-4000,LCH-4022,SFC-321,SFC-322, SPT-32	730	\$837,000	332,000
RPR MISC STRUC (92) BLDs.,4,4A,7,14,19,25, 25A,43,63,64,84,89,115,201,251,300,322, 330,401,425,425A,457,500,524,728,730,751, 895,896,897,898,1006,1015,1200,1201,1207, 1220,1402,1501,1742,1916,2615,2627,A-25,M-19, M-100,M-129,M-134,M-238,M-239,M-240,M-315, M-321,M-602,S-944,S-1972,S-1973,BA-101, BA-113,BA-114,BA-115,BA-143,BA-144,BA-147, BB-2,BB-27,BB-30,BB-45,BB-54,BB-177,FC-318, FC-320,GP-11,PT-30,RR-8,RR-10,RR-51,SA-28, TC-614,TC-748,TC-749,TC-750,TC-775,TC-833, TC-910,TT-2453,TT-2455,TT-2457,LCH-4014A, LCH-4025,SBB-229,USO-1,	740	\$1,960,000	850,000
RPR MISC STRUC (37) BLDs.,S-345,S-346,S-347, S-541,S-542,S-543,S-714,S-715,S1715,S-1719, S-1922,S-1923,S-1924,S-1925,S-1926,S-1940, S-2631,S-2632,SH-200,SH-201,SH-203,SH-204, SM-175,SM-189,SM-190,SM-246,SM-248,SM-263, SM-265,SBB-59,SBB-263,SRR-58,SRR-226,STC-856 STC-866,STC-866,STC-870,	750	\$356,000	129,000
RPR MISC STRUC (3) BLDs.,353,FC-209,TC-647	811	\$6,000	2,000
RPR MISC STRUC (1) BLDG.,884	812	\$1,000	
RPR TO ELEC DIST BASEWIDE	812	\$400,000	250,000
RPR MISC STRUC (12) BLDs.,33,704,779,1700, G-650,M-170,M-230,FC-202,RR-15,SLCH-4024, BA-106,M-625,	821	\$459,000	239,000
RPR MISC STRUC EXT (1) BLDG.,M-237	822	\$2,000	
RAISE PITS CAMP GEIGER AREA	822	\$70,000	21,000

THE UNIVERSITY OF CHICAGO
LIBRARY

1950

1951

1952

1953

1954


1955

1956

	CUR DIF	CUR DIF	PROJ DIF
RAISE STEAM PITS MCB AREA	822	\$200,000	
RAISE STEAM PITS BB AREA	822	\$40,000	
RPR MISC STRUC (1) BLDG.,803	823	\$1,000	
RPR MISC STRUC (7) BLDS.,683,765,TT-35, SBB-67,SFC-242,STC-567,STC-640	831	\$86,000	10,000
RPR MISC STRUC (9) BLDS.,21,672,680,S-47A, SA-38,TC-565,SBA-116,SBA-160,SLCH-4005	832	\$15,000	3,000
RPR MISC STRUC (4) BLDS.,M-101A,M-256,M-426, FC-19	833	\$9,000	8,000
RPR MISC STRUC (77) BLDS.,20,602,603,606,608 609,610,612,613,615,616,620,626,630,632, 633,634,635,636,637,640,641,642,643,644,645, 646,647,648,649,650,651,652,653,654,656,670, A-5,M-142,M-178,M-197,M-628,BA-138,BA-164, BA-190,BB-44,BB-220,BB-221,RR-45,RR-47,RR-97, TC-100,TC-502,TC-504,TC-600,TC-604,TC-700, TC-901,TC-1000,TC-1001,TT-26,TT-30,TT-31, TT-38,TT-52,TT-53,TT-54,TT-67,SBB-191, STC-500,STC-1251,STC-1252,STC-1253,STC-1254, STC-1255,STC-1256,SLCH-4004	841	\$137,000	67,000
RPR MISC STRUC (9) BLDS.,741,742,A-4,TC-325, TC-501,LCH-4007,STT-39A,UNUM-910	842	\$3,000	1,000
RPL WATER DIST LINES MAINS A AREA	842	\$185,000	
RPR MISC STRUC (10) BLDS.,S-750,S-787,S-788, S-852,S-865,S-885,S-1007,S-1959,SBA-129, STC-1220,	851	\$24,000	
RPAIR PAVED ROADS BASEWIDE	851	\$150,000	200,000
RPR MISC STRUC EXT (1) BLDG,S-455	852	\$1,000	
RPR SIDE WALKS BASEWIDE	852	\$50,000	75,000
RPR RAILROAD LOT 201	860	\$105,000	
RPR PARKING LOTS BASEWIDE	852	\$100,000	80,000

Item No.	Description	Quantity	Unit Price	Total
1
2
3
4
5
6
7
8
9
10
11
12
13
14
15
16
17
18
19
20
21
22
23
24
25
26
27
28
29
30
31
32
33
34
35
36
37
38
39
40
41
42
43
44
45
46
47
48
49
50
51
52
53
54
55
56
57
58
59
60
61
62
63
64
65
66
67
68
69
70
71
72
73
74
75
76
77
78
79
80
81
82
83
84
85
86
87
88
89
90
91
92
93
94
95
96
97
98
99
100

RPR ROOF, AS-145	121	\$5,000	
PAINT (1) BLDG.,AS-3000	133	\$1,000	
ELEC (2) BLDG.,AS-502,AS-804	141	\$19,000	6,000
STRUC/MACH (4) BLDG.,AS-504,AS-518, AS-4106,AS-4108	211	\$20,000	90,000
ELEC (2) BLDG.,AS-119,AS-3504	214	\$2,000	1,000
STRUC (1) BLDG.,AS-4147	218	\$2,000	
PNT/ROOF/STRUC/ELEC/MECH (7) BLDG.,AS-117, AS-424,AS-425,AS-3525,AS-3530,AS-4110, AS-4118	441	\$14,000	8,000
PNT/STRUC/ELEC/MECH (6) BLDG.,AS-211,AS-216, AS-217,AS-818,AS-822,AS-3502	610	\$19,000	18,000
MECH (1) BLDG.,AS-4010	721	\$15,000	16,000
ELEC (4) BLDG.,AS-202,AS-240,AS-539,AS-811	740	\$9,000	7,000
PAINT (1) BLDG.,AS-107	841	\$1,000	
PAINT (2) BLDG.,AS-506,AS-2003	842	\$2,000	
RPR ELEC (6) BLDG., AS-136,AS-137,AS-138, AS-140,AS-141,AS-142	124	\$150,000	99,000
RPR STRUC/ELEC (4) BLDG.,AS-515,AS-518, FAS-840,AS-4100	211	\$7,000	2,000
RPR STRUC (1) BLDG., AS-416	441	\$1,000	1,000
RPR ELEC/MEH (2) BLDG.,AS-217, AS-822	610	\$6,000	3,000
RPR MECH (1) BLDG.,AS-226	722	\$17,000	6,000
RPR MECH (1) BLDG., AS-710	740	\$25,000	18,000
PAINT INT (1) BLDG., AS-4165	123	\$1,000	
PAINT INT/EXT ROOF RPR (4) BLDG.,AS-144, AS-146,AS-509,AS-4155	125	\$4,000	18,000
PAINT EXT (1) BLDG., AS-147	126	\$1,000	
RRP EXT PNT INT/ELEC PRP (1) BLDG., AS-805	131	\$2,000	1,000
RPR ROOF (1) BLDG., AS-3000	133	\$2,000	



MISC RPR STRUC/ELEC/MECH/PNT (3) BLDGS., AS-502,AS-571,AS-804	141	\$3,000	12,000
RPR STRUC EXT/ELEC/PNT INT (2) BLDGS., AS-4120,AS-4145	143	\$5,000	6,000
MISC STRUC/ELEC/MECH (2) BLDGS., AS-222, AS-312	171	\$18,000	6,000
MISC STRUC (9) BLDGS.,AS-51,AS-518,AS-519, AS-537,AS-840,AS-4100,AS-4106,AS-4108, AS-4141	211	\$187,000	79,000
MISC STRUC/ELEC/MECH/PAINT (4) BLDGS., AS-118,AS-119,AS-3504,AS-4158	214	\$21,000	6,000
RPR INT/EXT PAINT/ELEC (2) BLDGS., AS-849,AS-3515	217	\$5,000	26,000
MISC STRUC/ELEC/INT PAINT (3) BLDGS., AS-587,AS-4146,AS-4147	218	\$11,000	4,000
RPR ROOF/ELEC/MECH (3) BLDGS.,AS-124, AS-520,AS-522	219	\$18,000	6,000
RPR STRUC/ROOF/ELEC/PNT (11) BLDGS.,AS-128, AS-130,AS-135,AS-416,AS-424,AS-588,AS-810 AS-812,AS-813,AS-3525,AS-4110	441	\$181,000	60,000
STRUC EXT/EXT PNT (1) BLDG.,AS-314	451	\$1,000	
STRUC EXT/EXT PNT (1) BLDG.,AS-302	550	\$10,000	
MISC STRUC/PNT/ELEC/MECH (6) BLDGS.,AS-211, AS-216,AS-217,AS-820,AS-822,AS-3502	721	\$57,000	16,000
MIS STRUC/PNT/ELEC/MECH (11) BLDGS.,AS-212, AS-213,AS-214,AS-215,AS-702,AS-704,AS-4010, AS-4015,AS-4020,AS-4025,AS-4030	721	\$98,000	50,000
RPR STRUC/INT PNT/ELEC (1) BLDG.,AS-226	722	\$7,000	1,000
MISC STRUC/PNT/ELEC/MECH (1) BLDG.,AS-705	724	\$22,000	4,000
MISC STRUC/PNT/ELEC/MECH (22) BLDGS.,AS-109, AS-114,AS-200,AS-201,AS-202,AS-205,AS-208, AS-205,AS-208,AS-232,AS-233,AS-240,AS-402, AS-410,AS-414,AS-604,AS-708,AS-710,AS-811, AS-831,AS-901,AS-2800,AS-4040,AS-4126	740	\$167,000	180,000
RPR STRUC/PNT (4) BLDGS.,AS-207,AS-246,	750	\$5,000	2,000

Faint, illegible text, possibly bleed-through from the reverse side of the page. The text is mirrored and difficult to decipher.


AS-252, AS-700

MISC STRUC EXT (2) BLDs., AS-867, AS-4143	811	\$1,000	2, ၀၀
MISC STRUC/PNT/ELEC DISB (5) BLDs., AS-500 AS-819, SAS-4111, SAS-4119, SAS-5421	812	\$313,000	150, ၀၀
MISC STRUC/PNT/MECH (3) BLDs., AS-701, AS-703, AS-4151	821	\$44,000	22, ၀၀
MISC STRUC/PNT/MECH (1) BLDG., AS-225	831	\$7,000	6, ၀၀
STRUC EXT/MECH (2) BLDs., AS-1001, AS-3526	832	\$57,000	25, ၀၀
EXT PNT/ROOF/STRUC (3) BLDs, AS-107, AS-310, AS-2002	841	\$18,000	9, ၀၀
MISC STRUC/PNT/ELEC (2) BLDs., AS-506, AS-514	842	\$5,000	2, ၀၀
		<hr/>	<hr/>
	SUBTOTAL	\$23,988,000	14, ၀၀၀, ၀၀

Faint, illegible text, possibly bleed-through from the reverse side of the page.

WORK DESCRIPTION	CIVILIAN MANYEARS	CIVILIAN MANHOURS	CIVILIAN COST	MATERIAL COST	EQUIPMENT COST	CONTRACT COST	TOTAL COST
R-1 FUNDED PROJECTS FY 87							
R-1 Tickets (200 each)	2.1	3,734	45,000	30,000			75,000
05 R-1 In-house Projects FY 87	26.3	45,900	553,095	489,000			1,042,095
Contract R-1 Projects FY 87						3,926,257	3,926,257
R-1 TOTALS	28.4	49,634	598,095	519,000		3,926,257	5,043,352


Individual (R-1) Projects are not identified yet, because the R-1 Project submission requests deadline is 19 April 1986 and the Camp Lejeune minor construction review board does not approve/disapprove submitted projects until July/August 1986.



DIRECT
 .FY 1987
 CONSTRAINED ANNUAL WORK PROGRAM


WORK DESCRIPTION	CIVILIAN MANYEARS	CIVILIAN MANHOURS	CIVILIAN COST	MATERIAL COST	EQUIPMENT COST	CONTRACT COST	TOTAL COST
SUMMARY SHEET							
Work Reception	7	12,187	133,744	6,500	2,750		142,994
Inspection	7	12,187	199,300	4,300	3,200		206,800
Planning and Estimating	17	29,597	509,500	13,000	5,200		527,700
Facilities Support Contract Section	3	5,223	67,174	3,000	1,500		71,674
Scheduling and Work Control	10	17,410	203,696	4,000	2,200		209,896
Overhead	41	122,280	1,954,650	209,019	208,019		2,371,688
Continual Maintenance	171	297,711	3,980,696	1,578,783	154,927	400,000	6,114,406
Unscheduled Utilities and Service Contracts (NAVSUPS) 05 Job Orders	15	26,115	428,286	400,000	3,000	70,000	901,286
Preventive Maintenance to Built up Roofs	2	3,482	39,695	30,000	2,500		72,195
Preventive Maintenance (Mechanical)	62.3	109,727	1,670,563	273,038	43,320		1,986,921
Preventive Maintenance (Roads and Grounds)	16.9	28,685	382,232	179,653	21,364		583,249
Preventive Maintenance (Electrical)	3.5	6,048	99,187	20,000	10,960		130,147
Preventive Maintenance (Boilers)	6.2	10,797	119,600	10,000	3,000		132,600

ENCLOSURE 2



WORK DESCRIPTION	CIVILIAN MANYEARS	CIVILIAN MANHOURS	CIVILIAN COST	MATERIAL COST	EQUIPMENT COST	CONTRACT COST	TOTAL COST
WORK RECEPTION							
Emergency Service Tickets (91,800 Tickets) (62,300 Phone Calls)	2	3,482	24,936	2,000	1,000		27,936
Work Requests (57,500)	2	3,482	43,119	2,000	500		45,619
Records Handled (55,000)	1	1,741	12,986	500			13,486
Supervision Work Reception	1	1,741	24,000	1,000	1,000		26,000
Supervision Work Management	1	1,741	28,703	1,000	250		29,953
SUBTOTAL	7	12,187	133,744	6,500	2,750		142,994


ENCLOSURE 2



DIRECT
 FY 1986
 CONSTRAINED ANNUAL WORK PROGRAM


WORK DESCRIPTION	CIVILIAN MANYEARS	CIVILIAN MANHOURS	CIVILIAN COST	MATERIAL COST	EQUIPMENT COST	CONTRACT COST	TOTAL COST
SUMMARY - (Continued)							
M-1 Projects for In-House Shop Forces	67.5	117,695	1,418,224	2,926,863	21,800		4,366,887
M-1 Projects for Contract Forces						8,825,637	8,825,637
GRAND TOTAL M-1	429	799,144	11,206,547	5,658,156	483,740	9,295,637	26,644,080
GRAND TOTAL R-1	24.9	43,551	524,797	349,866		2,926,257	3,800,920

ENCLOSURE 2




WORK DESCRIPTION	CIVILIAN MANYEARS	CIVILIAN MANHOURS	CIVILIAN COST	MATERIAL COST	EQUIPMENT COST	CONTRACT COST	TOTAL COST
INSPECTION							
Control Inspection	3	5,223	86,250	2,000	1,500		89,750
Annual Long Range Maintenance Plan	1	1,741	28,750	1,000	500		30,250
Maintainability Acceptance	1	1,741	28,750	500	500		29,750
BMAR/Validation	1	1,741	28,750	200			28,950
Boiler and Air Compressor Inspector	1	1,741	26,800	600	700		28,100
SUBTOTAL	7	12,187	199,300	4,300	3,200		206,800


ENCLOSURE 2




WORK DESCRIPTION	CIVILIAN MANYEARS	CIVILIAN MANHOURS	CIVILIAN COST	MATERIAL COST	EQUIPMENT COST	CONTRACT COST	TOTAL COST
PLANNING AND ESTIMATING							
Standing Job Orders	4	6,964	120,000	2,000	500		122,500
Specific Job Orders	7	12,187	210,000	4,000	700		214,700
Estimating (CA) Hours	2	3,482	60,000	3,000	2,000		65,000
Rough Estimates	1	1,741	30,000	1,000	1,500		32,500
Contract Projects Preparation	2	3,482	57,500	2,000	500		60,000
Supervision	1	1,741	32,000	1,000			33,000
SUBTOTAL	17	29,597	509,500	13,000	5,200		527,700



WORK DESCRIPTION	CIVILIAN MANYEARS	CIVILIAN MANHOURS	CIVILIAN COST	MATERIAL COST	EQUIPMENT COST	CONTRACT COST	TOTAL COST
FACILITIES SUPPORT CONTRACTS SECTION							
FSC Manager	1	1,741	28,726	1,000	500		30,226
FSC Surveillance Representative	1	1,741	24,548	1,000	500		26,048
FSC Clerk Contract Manager	1	1,741	13,900	1,000	500		15,400
SUBTOTAL	3	5,223	67,174	3,000	1,500		17,674




WORK DESCRIPTION	CIVILIAN MANYEARS	CIVILIAN MANHOURS	CIVILIAN COST	MATERIAL COST	EQUIPMENT COST	CONTRACT COST	TOTAL COST
SCHEDULING AND WORK CONTROL							
Production Controller/Scheduler	2	3,482	49,096	1,000	200		50,296
Production Controllers	8	13,928	154,600	3,000	2,000		159,600
SUBTOTAL	10	17,410	203,696	4,000	2,200		209,896




WORK DESCRIPTION	CIVILIAN MANYEARS	CIVILIAN MANHOURS	CIVILIAN COST	MATERIAL COST	EQUIPMENT COST	CONTRACT COST	TOTAL COST
OVERHEAD							
Allowed Time	29.2	51,000	614,550				614,550
Shop Supervision	41	71,280	1,340,100	209,019	208,019		1,757,138
SUBTOTAL	70.2	122,280	1,954,650	209,019	208,019		2,371,688


ENCLOSURE 2




WORK DESCRIPTION	CIVILIAN MANYEARS	CIVILIAN MANHOURS	CIVILIAN COST	MATERIAL COST	EQUIPMENT COST	CONTRACT COST	TOTAL COST
CONTINUAL MAINTENANCE.							
Cyclic Maintenance	32	55,712	900,000	450,000	10,000		1,360,000
Emergency Service Work	87	151,467	1,921,000	800,000	30,000		2,751,000
Grass Cutting	22	38,302	387,616	4,880	95,656		488,152
Standing Job Orders Not Estimated	30	52,230	772,080	323,903	19,271		1,115,254
Maintenance Service Contracts (NAVFAC)						400,000	400,000
SUBTOTAL	171	297,711	3,980,696	1,578,783	154,927	400,000	6,114,406




WORK DESCRIPTION	CIVILIAN MANYEARS	CIVILIAN MANHOURS	CIVILIAN COST	MATERIAL COST	EQUIPMENT COST	CONTRACT COST	TOTAL COST
05 UNSCHEDULED JOB ORDERS							
Utilities Repairs 05 Job Orders Unscheduled	15	26,115	428,286	400,000	3,000		831,286
05 Service Contracts Unscheduled NAVSUPS Project from FY 84						70,000	70,000
SUBTOTAL	15	26,115	428,286	400,000	3,000	70,000	901,286




WORK DESCRIPTION	CIVILIAN MANYEARS	CIVILIAN MANHOURS	CIVILIAN COST	MATERIAL COST	EQUIPMENT COST	CONTRACT COST	TOTAL COST
PREVENTIVE MAINTENANCE TO BUILT UP ROOFS							
SUBTOTAL	2	3,482	39,695	30,000	2,500		72,195




WORK DESCRIPTION	CIVILIAN MANYEARS	CIVILIAN MANHOURS	CIVILIAN COST	MATERIAL COST	EQUIPMENT COST	CONTRACT COST	TOTAL COST
PREVENTIVE MAINTENANCE MECHANICAL							
Calibrate Cathodic Protection Water Towers	.001	25	410		10		420
Preventive Maintenance Oil Fired Furnaces	.9	1,490	22,682	7,616	400		30,698
Repair - Clean and Pumpout Grease Pits and Septic Tanks	1.3	2,336	36,420	1,600	1,000		39,020
Clean Out Lines for Oil Separators and Sand Traps	.4	668	10,414		200		10,614
Preventive Maintenance Bldg Pits (Electrical & Mechanical)	9.5	16,522	257,250	49,000	6,614		312,864
Preventive Maintenance Liquid Fuel Facilities	.9	1,480	24,272	1,200	590		26,062
Preventive Maintenance Steam & Condensate Return Distribution	10.8	18,684	306,417	68,640	11,388		386,445
Preventive Maintenance Liquid Propane Gas Piping System	.1	192	3,149	800	100		4,049
Preventive Maintenance Fire Hydrants	.5	832	12,293	10,641	416		23,350
Turn On and Check Heating Systems	.4	620	10,168	25	100		10,293
Winterize Beach Buildings	.1	224	3,609	30	150		3,789
Dewinterize Beach Buildings	.2	351	5,533	150	100		5,783



WORK DESCRIPTION	CIVILIAN MANYEARS	CIVILIAN MANHOURS	CIVILIAN COST	MATERIAL COST	EQUIPMENT COST	CONTRACT COST	TOTAL COST
PREVENTIVE MAINTENANCE MECHANICAL - (Continued)							
Preventive Maintenance Hangar Bay Doors	.17	290	4,756	300	100		5,156
Preventive Maintenance Controls for Heating & Air Conditioning	3	5,232	89,023	3,600	840		93,463
Preventive Maintenance Messhall Refrigeration Units	.9	1,724	29,456	2,500	868		32,824
Preventive Maintenance Messhall Galley Equipment	4.7	8,160	133,824	16,000	4,080		153,904
Clean Coils on Heating & Air Conditioning Units	9.1	15,925	271,999	100	100		272,199
Preventive Maintenance to Commissary Refrigeration Equip	.4	1,059	18,090	800	526		19,416
Preventive Maintenance to Club System Refrigeration Equipment	.2	408	6,968	300	204		7,472
Preventive Maintenance to HVAC System 25 Ton. to 100 Ton	3.1	5,456	93,189	4,000	900		98,089
Preventive Maintenance to HVAC System Under 25	.3	480	8,199	500	240		8,939
Preventive Maintenance Heat and Air Conditioning (Cooling Season)	2.7	4,872	83,232	8,000	2,444		93,676




WORK DESCRIPTION	CIVILIAN MANYEARS	CIVILIAN MANHOURS	CIVILIAN COST	MATERIAL COST	EQUIPMENT COST	CONTRACT COST	TOTAL COST
PREVENTIVE MAINTENANCE MECHANICAL - (Continued)							
Preventive Maintenance Heat and Air Conditioning over 100 Ton	.2	370	6,320	500	185		7,005
Preventive Maintenance Dryer Exhaust System	.041	72	1,236	900	50		2,186
Seasonal Shutdown Air Conditioning Units	.2	360	6,149		180		6,329
Seasonal Start up Air Conditioning Units	.2	360	6,149		180		6,329
Preventive Maintenance Filters (Replacement)	10	17,952	170,005	90,636	8,980		269,621
Preventive Maintenance Air Condition Condensers & Towers	.2	360	6,149	500	180		6,829
Preventive Maintenance to Window Air Conditioners	.4	725	12,383	800	363		13,546
Preventive Maintenance Air Compressors	.7	1,140	14,455	3,000	1,682		19,137
Preventive Maintenance Petroleum Meters	.2	428	5,158	400	50		5,608




WORK DESCRIPTION	CIVILIAN MANYEARS	CIVILIAN MANHOURS	CIVILIAN COST	MATERIAL COST	EQUIPMENT COST	CONTRACT COST	TOTAL COST
PREVENTIVE MAINTENANCE MECHANICAL - (Continued)							
Preventive Maintenance Sewer Mains/Manholes	.5	930	11,206	500	100		11,806
SUBTOTAL	62.3	109,727	1,670,563	273,038	43,320		1,986,921


ENCLOSURE 2




WORK DESCRIPTION	CIVILIAN MANYEARS	CIVILIAN MANHOURS	CIVILIAN COST	MATERIAL COST	EQUIPMENT COST	CONTRACT COST	TOTAL COST
PREVENTIVE MAINTENANCE ROADS AND GROUNDS							
Preventive Maintenance Onslow Beach Bridge	.2	288	4,545	350	100		4,995
Repair Road Shoulders	4.3	7,553	96,838	88,981	4,303		190,122
Repair Unpaved Roads	4.6	8,000	121,660	32,998	4,860		159,518
Repair Roads and Streets	3.8	5,700	71,220	8,211	6,652		86,083
Clean OUT Ditches (with hand tools)	.6	1,060	11,282		810		12,092
Pull Ditches (with Equipment)	.4	671	9,187	39,985	389		49,561
Rail Road Preventive Maintenance	.2	384	5,900	4,128	450		10,478
Shrubbery Maintaining	2.8	5,029	61,600	5,000	3,800		70,400
SUBTOTAL	16.9	28,685	382,232	179,653	21,364		583,249



WORK DESCRIPTION	CIVILIAN MANYEARS	CIVILIAN MANHOURS	CIVILIAN COST	MATERIAL COST	EQUIPMENT COST	CONTRACT COST	TOTAL COST
PREVENTIVE MAINTENANCE ELECTRICAL							
Preventive Maintenance Taxiway and Runway Lights (MCAS)	.7	1,248	20,467	6,000	624		27,091
Preventive Maintenance Electrical Distribution (Basewide)	1.7	2,880	47,232	6,000	6,336		59,568
Relamp - Repair Street and Flood Lighting (Basewide)	1.1	1,920	31,488	8,000	4,000		43,488
SUBTOTAL	3.5	6,048	99,187	20,000	10,960		130,147




WORK DESCRIPTION	CIVILIAN MANYEARS	CIVILIAN MANHOURS	CIVILIAN COST	MATERIAL COST	EQUIPMENT COST	CONTRACT COST	TOTAL COST
PREVENTIVE MAINTENANCE BOILERS							
Preventive Maintenance to Boilers	6.2	10,797	119,600	10,000	3,000		132,600
SUBTOTAL	6.2	10,797	119,600	10,000	3,000		132,600




WORK DESCRIPTION	CIVILIAN MANYEARS	CIVILIAN MANHOURS	CIVILIAN COST	MATERIAL COST	EQUIPMENT COST	CONTRACT COST	TOTAL COST
05 M-1 Projects for Inhouse Forces FY-87							
05 Job Orders Unscheduled under 60 hours (Projected)	16	28,000	338,240	450,000	9,500		797,000
05 Job Orders Scheduled over 60 hours as listed							
Bldg 15 Rpl Shrubbery		126	825	1,927	8		
Bldg TC-707 Rpl Roof		219	3,485	2,324	--		5,809
Bldg 901 Rpl Overhead Crane		28	350	1,162	38		1,550
Bldg AS-4010 Rpl Screens		66	795	1,250	--		2,045
Bldg 31 Rpl Dock		102	1,229	1,316	50		2,595
Bldg 1041 Rpr Leaks		72	868	1,612	--		2,480
Bldg 7 Int Struct Rprs		132	1,590	2,171	5		3,766
BB Area Elec Dist Rprs		75	904	2,444	25		3,373
AS Area Elec Dist Rprs		85	1,024	1,327	10		2,361
Bldg M-324 Rpl Window Screens		80	964	1,311	10		2,285
Bldg M-231 Rpl Window Screens		80	964	1,308	13		2,285
Bldg LCH-4022 Rpl Cabinets		78	940	1,025	2		1,967
Bldg AS-217 Rpl Floor outlets		115	1,385	1,080	4		2,469
Bldg 322 Rpr Heads		243	2,928	4,282	8		7,218

ENCLOSURE 2




IN-HOUSE PROJECTS CONTINUED

WORK DESCRIPTION	CIVILIAN MANYEARS	CIVILIAN MANHOURS	CIVILIAN COST	MATERIAL COST	EQUIPMENT COST	CONTRACT COST	TOTAL COST
Bldg BB-27 Rpr Heads		193	2,325	3,291	10		5,626
Bldg M-116 Rpl Shrubbery		73	880	294	12		1,186
Bldg 17 Rpl Shrubbery		92	1,108	278	14		1,400
Rpl Veh Exhaust System		343	4,133	11,497	20		15,650
Bldg 206 Rpr Air Handler		99	1,192	2,171	4		3,367
Bldg M-131 Rpr Grounds		123	1,482	588	10		2,080
HP Area Rpr Grounds		268	3,229	1,125	12		4,366
Bldg 19 Rpr Grounds		154	1,855	878	15		2,748
Knox Area Rpr Elec Dist System		80	964	3,982	4		4,950
AS Area Rpr Culvert		90	1,084	1,890	3		2,977
Bldg AS-4100 Rpr Foam Tanks		1,279	15,411	10,221	59		25,691
FC Area Rpl Locks		275	3,313	9,065	16		12,394
BB Area Rpr Elec Dist System		95	1,144	6,656	10		7,810
Bldg M-401 Rpl Doors		76	915	6,840	8		7,763
Bldg 65 Resurface Ext Concrete		74	892	1,086	--		1,978
Bldg 66 Resurface Ext Concrete		105	1,265	1,711	--		2,976
Bldg 67 Resurface Ext Concrete		66	795	943	--		1,738
Bldg 540 Resurface Ext Concrete		106	1,277	1,711	3		2,991
Bldg 6 Resurface Ext Concrete		74	892	1,084	2		1,978
Bldg 8 Resurface Ext Concrete		74	892	1,086	--		1,978




IN-HOUSE PROJECTS CONTINUED

WORK DESCRIPTION	CIVILIAN MANYEARS	CIVILIAN MANHOURS	CIVILIAN COST	MATERIAL COST	EQUIPMENT COST	CONTRACT COST	TOTAL COST
Bldg 59 Resurface Ext Concrete		74	892	1,086	--		1,978
Bldg 60 Resurface Ext Concrete		74	892	1,086	--		1,978
Bldg 63 Resurface Ext Concrete		74	892	1,086	--		1,978
Bldg 10 Resurface Ext Concrete		74	892	1,086	--		1,978
Bldg 12 Resurface Ext Concrete		74	892	1,086	--		1,978
Bldg 236 Resurface Ext Concrete		106	1,277	1,714	--		2,991
Bldg HP-155 Lower Fan Coil Units		274	3,301	1,739	--		5,040
Bldg HP-195 Lower Fan Coil Units		274	3,301	1,739	--		5,040
Bldg HP-185 Lower Fan Coil Units		274	3,301	1,739	--		5,040
Bldg HP-135 Lower Fan Coil Units		274	3,301	1,739	--		5,040
Bldg HP-105 Lower Fan Coil Units		274	3,301	1,739	--		5,040
Bldg HP-145 Lower Fan Coil Units		274	3,301	1,739	--		5,040
Bldg H-1 Rpl Shingles		88	1,060	772	20		1,852
Bldg TT-2455 Int Struct Rprs		217	2,614	1,890	10		4,514
Bldg 307 Int/Ext Struct Rprs		91	1,096	1,379	12		2,487
Bldg 1041 Rpr Exhaust System		179	2,157	1,909	4		4,070
Bldg G-12 Rpl Culvert		83	1,000	773	10		1,783
Rpl Fire Hydr Basewide		95	1,145	3,296	5		4,446
BB Area Rpr Sidewalks		164	1,976	1,014	--		2,990



IN-HOUSE PROJECTS CONTINUED


WORK DESCRIPTION	CIVILIAN MANYEARS	CIVILIAN MANHOURS	CIVILIAN COST	MATERIAL COST	EQUIPMENT COST	CONTRACT COST	TOTAL COST
Bldg 3 Int/Ext Struct. Rprs		2,585	31,200	39,855	50		71,105
Bldg 4 Int/Ext Struct. Rprs		188	2,265	3,727	8		6,000
Bldg 6 Exterior Paint		150	1,807	1,689	4		3,500
Bldg 7 Int/Ext Struct. Rprs		286	3,446	3,047	7		6,500
Bldg 8 Int/Ext Struct. Rprs		578	6,965	8,205	30		15,200
Bldg 10 Int/Ext Struct. Rprs		344	4,145	13,237	18		17,400
Bldg 11 Int/Ext Struct. Rprs		360	4,340	4,350	10		8,700
Bldg 12 Int/Ext Struct. Rprs		300	3,615	12,864	21		16,500
Bldg 13 Int/Ext Struct. Rprs		150	1,807	3,935	8		5,750
Bldg 15 Int/Ext Paint		300	3,615	3,178	7		6,800
Bldg 18 Struct/Elect. Rprs		660	7,953	9,312	35		17,300
Bldg 19 Int/Ext Struct. Rprs		920	11,100	7,671	29		18,800
Bldg 20 Int/Ext Struct. Rprs		180	2,160	1,837	3		4,000
Bldg 22 Interior Paint		200	2,410	2,187	3		4,600
Bldg 24 Int/Ext Struct. Rprs		200	2,410	2,584	6		5,000
Bldg 25 Int/Ext Struct. Rprs		550	6,628	5,857	15		12,500
Bldg 27 Interior Paint		250	3,013	1,982	5		5,000
Bldg 30 Int. Paint & Elec. Rprs		110	1,325	1,575	--		2,900
Bldg 31 Int/Ext Elec/Struct Rprs & Paint		480	5,784	5,411	25		11,220



IN-HOUSE PROJECTS CONTINUED


WORK DESCRIPTION	CIVILIAN MANYEARS	CIVILIAN MANHOURS	CIVILIAN COST	MATERIAL COST	EQUIPMENT COST	CONTRACT COST	TOTAL COST
Bldg 33 Interior Struct. Rprs		130	1,567	1,725	8		3,300
Bldg 39 Exterior Struct. Rprs		120	1,446	1,454	--		2,900
Bldg 41 Int/Ext Struct/Elec Rprs & Paint		390	4,670	5,705	25		10,400
Bldg 43 Int/Ext Struct Rprs & Paint		126	1,518	2,080	2		3,600
Bldg 45 Int/Ext Struct Rprs & Paint		330	3,976	3,416	8		7,400
Bldg 54 Int/Ext Struct/Elec/Mech Rprs & Pt		442	5,326	8,959	15		14,300
Bldg 58 Int/Ext Struct/Mech Rprs		120	1,446	4,246	8		5,700
Bldg 59 Int/Ext Struct/Elec Rprs & Paint	2,100		25,305	32,040	55		57,400
Bldg 60 Int. Struct/Elec Rprs & Paint		300	3,615	7,465	20		11,100
Bldg 61 Int Struct Rprs & Paint		250	3,013	2,781	6		5,800
Bldg 62 Rpl Floor Tile		60	723	777	--		1,500
Bldg 63 Int/Ext Struct Rprs & Paint		720	8,675	9,195	30		17,900
Bldg 65 Int Struct/Elec Rprs		300	3,615	16,841	44		20,500
Bldg 67 Int Struct/Elec Rprs		400	4,820	9,670	10		14,500
Bldg 80 Int/Ext Struct Rprs		65	784	716	--		1,500
Bldg 84 Ext Struct Rprs		100	1,205	995	--		2,200
Bldg 89 Int/Ext Struct Rprs		100	1,205	795	--		2,000
Bldg 100 Ext Struct/Elec Rprs		289	3,482	4,506	12		8,000
Bldg 101 Ext Struct/Elec Rprs		280	3,374	5,216	10		8,600

ENCLOSURE 2



IN-HOUSE PROJECTS CONTINUED.


WORK DESCRIPTION	CIVILIAN MANYEARS	CIVILIAN MANHOURS	CIVILIAN COST	MATERIAL COST	EQUIPMENT COST	CONTRACT COST	TOTAL COST
Bldg 103 Elec Rprs		100	1,205	2,190	5		3,400
Bldg 106 Int/Ext Struct Rprs & Rpl Roof		900	10,845	10,230	25		21,100
Bldg 107 Int/Ext Struct/Mech Rprs & Rpl Roof		690	8,314	8,468	18		16,800
Bldg 111 Int Struct/Mech Rprs & Paint		270	3,253	3,037	10		6,300
Bldg 113 Int/Ext Struct Rprs & Paint		110	1,325	1,545	30		2,900
Bldg 114 Int/Ext Struct/Elec/Mech Rprs		120	1,446	3,848	6		5,300
Bldg 115 Int Struct Rprs		240	2,892	3,102	6		6,000
Bldg 116 Int/Ext Struct Rprs & Paint		200	2,410	2,485	5		4,900
Bldg 117 Int/Ext Struct Rprs & Paint		110	1,325	3,071	4		4,400
Bldg 118 Int/Ext Struct Rprs & Paint		80	964	524	2		1,490
Bldg 119 Int Struct/Elec/Mech Rprs		80	964	1,492	3		2,459
Bldg 121 Int Struct/Elec/Mech Rprs		175	2,109	3,787	6		5,902
Bldg 129 Int/Ext Struct Rprs & Paint		320	3,856	3,706	8		7,570
Bldg 133 Rpl Exterior Doors		80	964	854	2		1,820
Bldg 134 Int/Ext Struct Rprs & Paint		300	3,615	4,177	8		7,800
Bldg 200 Ext Struct Rprs & Paint & Rpl Roof		240	2,892	2,702	6		5,600
Bldg 206 Int/Ext Struct Rprs & Paint		780	9,399	8,283	18		17,700



IN-HOUSE PROJECTS CONTINUED


WORK DESCRIPTION	CIVILIAN MANYEARS	CIVILIAN MANHOURS	CIVILIAN COST	MATERIAL COST	EQUIPMENT COST	CONTRACT COST	TOTAL COST
Bldg 214 Int/Ext Struct/Elec/Mech Rprs		350	4,217	7,371	12		11,600
Bldg 215 Int Struct Rprs & Paint		240	2,892	2,562	6		5,460
Bldg 216 Int/Ext Struct/Mech Rprs & Paint		120	1,446	1,251	3		2,700
Bldg 221 Int Struct/Mech Rprs		70	843	2,853	4		3,700
Bldg 222 Int/Ext Struct/Elec Rprs & Paint		400	4,820	4,870	10		9,700
Bldg 225 Int/Ext Struct Rprs & Paint		590	7,109	7,576	15		14,700
Bldg 226 Int/Ext Struct Rprs & Paint		190	2,890	1,655	5		4,550
Bldg 230 Rpl Roof & Paint Int		280	3,374	3,020	6		6,400
Bldg 231 Ext Struct Rprs & Rpl Roof		220	2,651	2,244	5		4,900
Bldg 232 Int Paint		120	1,446	1,254	--		2,700
Bldg 235 Int/Ext Paint & Rpl Roof		270	3,253	3,390	7		6,650
Bldg 236 Int/Ext Paint		145	1,747	1,550	3		3,300
Bldg 300 Int/Ext Struct/Mech Rprs & Paint Int		170	2,048	3,806	6		5,860
Bldg 303 Ext Struct Rprs & Paint		110	1,325	1,075	--		2,400
Bldg 304 Int Struct/Elec Rprs		64	771	1,229	--		2,000
Bldg 306 Int/Ext Struct/Elec Rprs		375	4,518	5,472	10		10,000
Bldg 307 Int/Ext Struct/Elec/Mech Rprs		470	5,664	11,818	18		17,500
Bldg 311 Ext Paint & Elec Rprs		60	723	1,277	--		2,000

ENCLOSURE 2




IN-HOUSE PROJECTS CONTINUED

WORK DESCRIPTION	CIVILIAN MANYEARS	CIVILIAN MANHOURS	CIVILIAN COST	MATERIAL COST	EQUIPMENT COST	CONTRACT COST	TOTAL COST
Bldg 313 Int Struct/Mech Rprs		110	1,325	4,169	6		5,500
Bldg 314 Ext Struct/Elec Rprs & Paint		560	6,748	4,241	11		11,000
Bldg 315 Int/Ext Struct/Mech Rprs		80	964	1,536	--		2,500
Bldg 316 Int Struct Rprs		150	1,807	4,187	6		6,000
Bldg 317 Int/Ext Struct Rprs		60	723	377	--		1,100
Bldg 321 Mech Rprs		150	1,807	4,187	6		6,000
Bldg 322 Int/Ext Struct Rprs		70	843	1,157	--		2,000
Bldg 323 Int Struct/Mech Rprs		150	1,807	4,187	6		6,000
Bldg 324 Int Struct/Mech Rprs		60	723	2,277	--		3,000
Bldg 329 Ext Struct Rprs & Paint		100	1,205	1,795	--		3,000
Bldg 330 Ext Struct Rprs & Paint		100	1,205	1,795	--		3,000
Bldg 333 Int/Ext Struct Rprs & Paint		110	1,325	1,675	--		3,000
Bldg 234 Int/Ext Struct Rprs & Paint		140	1,687	1,809	4		3,500
Bldg 335 Int/Ext Struct Rprs		80	964	1,036	--		2,000
Bldg 340 Ext Struct Rprs & Rpl Roof		230	2,771	3,223	6		6,000
Bldg 341 Int/Ext Struct Rprs, Paint & Rpl Roof		400	4,820	4,171	9		9,000
Bldg 343 Ext Struct Rprs & Rpl Roof		110	1,325	1,675	--		3,000
Bldg 400 Rpl Floor Tile		120	1,446	1,554	--		3,000
Bldg 401 Int/Ext Struct Rprs		270	3,253	3,735	12		7,000
Bldg 402 Int/Ext Struct Rprs & Paint		70	843	657	--		1,500




IN-HOUSE PROJECTS CONTINUED

WORK DESCRIPTION	CIVILIAN MANYEARS	CIVILIAN MANHOURS	CIVILIAN COST	MATERIAL COST	EQUIPMENT COST	CONTRACT COST	TOTAL COST
Bldg 403 Int/Ext Paint		80	964	1,036	--		2,000
Bldg 407 Ext Struct Rprs & Paint		240	2,892	5,099	9		8,000
Bldg 408 Int/Ext Struct Rprs		460	5,543	5,445	12		11,000
Bldg 411 Int/Ext Struct Rprs & Paint		440	5,302	5,686	12		11,000
Bldg 413 Ext Struct Rprs		85	1,024	1,476	--		2,500
Bldg 417 Int/Ext Struct Rprs & Paint		230	2,771	3,221	8		6,000
Bldg 418 Int/Ext Struct Rprs & Paint		230	2,771	3,221	8		6,000
Bldg 425 Int/Ext Struct Rprs & Paint		250	3,012	2,980	8		6,000
Bldg 429 Ext Struct Rprs & Paint		75	904	1,096	--		2,000
Bldg 430 Int/Ext Struct Rprs & Paint		160	1,928	2,068	4		4,000
Bldg 431 Int/Ext Struct Rprs		100	1,205	795	--		2,000
Bldg 432 Int/Ext Struct Rprs & Paint		160	1,928	1,568	4		3,500
Bldg 433 Ext Struct Rprs & Paint		60	723	777	--		1,500
Bldg 435 Int/Ext Struct/Elec Rprs		220	2,651	3,342	7		6,000
Bldg 439 Int/Ext Struct Rprs		250	3,012	2,981	7		6,000
Bldg 440 Int/Ext Struct Rprs		140	1,687	2,309	4		4,000
Bldg 441 Int/Ext Struct Rprs		70	843	2,157	--		3,000
Bldg 442 Int/Ext Struct Rprs, Paint & Rpl Roof		280	3,374	3,618	8		7,000
Bldg 443 Ext Struct Rprs		65	783	714	3		1,500
Bldg 444 Int/Ext Struct Rprs		100	1,205	1,295	--		2,500




IN-HOUSE PROJECTS CONTINUED

WORK DESCRIPTION	CIVILIAN MANYEARS	CIVILIAN MANHOURS	CIVILIAN COST	MATERIAL COST	EQUIPMENT COST	CONTRACT COST	TOTAL COST
Bldg 445 Int/Ext Struct Rprs & Rpl Roof		200	2,410	3,084	6		5,500
Bldg 457 Int/Ext Struct Rprs, Paint & Rpl Roof		100	1,205	795	--		2,000
Bldg 500 Int Struct Rprs & Paint		360	4,338	3,653	9		8,000
Bldg 516 Int Struct/Elec Rprs & Paint		370	4,458	5,531	11		10,000
Bldg 518 Int Struct/Elec Rprs		320	3,856	5,136	8		9,000
Bldg 524 Int/Ext Struct Rprs, Paint & Rpl Roof		520	6,266	7,719	15		14,000
Bldg 526 Elec (Rewire Bldg)		100	1,205	2,790	5		4,000
Bldg 527 Elec (Rewire Bldg)		80	964	2,036	--		3,000
Bldg 529 Rpl Ceiling		70	843	1,157	--		2,000
Bldg 532 Elec (Rewire Bldg)		70	843	657	--		1,500
Bldg 535 Ext Paint		200	2,410	1,585	5		4,000
Bldg 537 Rpl Roof & Doors		120	1,446	2,050	4		3,500
Bldg 540 Resurface Ext Concrete		250	3,012	1,983	5		5,000
Bldg 728 Int/Ext Struct Rprs & Paint		330	3,976	5,014	10		9,000
Bldg 730 Int/Ext Struct Rprs & Paint		680	8,194	11,781	25		20,000
Bldg 762 Ext Struct Rprs & Paint		70	843	1,157	--		2,000
Bldg 786 Int/Ext Struct Rprs		70	843	1,157	--		2,000
Bldg 819 Int/Ext Struct Rprs & Paint		140	1,687	1,313	--		3,000
Bldg 826 Ext Struct Rprs & Paint		70	843	1,157	--		2,000




IN-HOUSE PROJECTS CONTINUED

WORK DESCRIPTION	CIVILIAN MANYEARS	CIVILIAN MANHOURS	CIVILIAN COST	MATERIAL COST	EQUIPMENT COST	CONTRACT COST	TOTAL COST
Bldg 883 Int/Ext Struct Rprs & Paint		350	4,217	2,775	8		7,000
Bldg 897 Rpl Cabinets		180	2,169	22,801	30		25,000
Bldg 903 Int Struct Rprs & Paint		110	1,325	1,175	--		2,500
Bldg 904 Int/Ext Struct Rprs & Paint		100	1,205	795	--		2,000
Bldg 906 Ext Struct Rprs		65	783	1,217	--		2,000
Bldg 907 Int/Ext Struct Rprs		100	1,205	1,795	--		3,000
Bldg 913 Ext Struct Rprs		112	1,349	1,651	--		3,000
Bldg 916 Int/Ext Struct Rprs		150	1,807	2,185	8		4,000
Bldg 926 Int/Ext Struct/Elec Rprs & Paint		100	1,205	1,495	--		2,700
Bldg 927 Int/Ext Struct/Elec Rprs & Paint		100	1,205	1,195	--		2,400
Bldg 928 Cool Seal Roof & Elec Rprs		70	843	1,157	--		2,000
Bldg 1005 Int/Ext Struct Rprs & Paint		330	3,976	6,009	15		10,000
Bldg 1006 Int Struct Rprs & Paint		80	964	1,036	--		2,000
Bldg 1011 Int/Ext Struct/Mech Rprs		250	3,012	3,978	10		7,000
Bldg 1012 Int/Ext Struct Rprs & Paint		280	3,500	3,491	9		7,000
Bldg 1014 Cool Seal Roof & Ext Struct Rprs		270	3,250	4,743	7		8,000
Bldg 1015 Int Struct Rprs & Paint		130	1,500	1,996	4		3,500
Bldg 1041 Int/Ext Struct/Elec Rprs		470	6,000	9,950	50		16,000
Bldg 1100 Ext Struct Rprs & Paint		200	2,400	4,590	10		7,000
Bldg 1101 Int/Ext Struct/Mech Rprs & Paint		450	5,400	5,588	12		11,000
Bldg 1102 Int Struct/Elec Rprs		330	3,900	8,092	8		12,000




IN-HOUSE PROJECTS CONTINUED.

WORK DESCRIPTION	CIVILIAN MANYEARS	CIVILIAN MANHOURS	CIVILIAN COST	MATERIAL COST	EQUIPMENT COST	CONTRACT COST	TOTAL COST
Bldg 1104 Ext Struct Rprs & Paint		88	1,100	1,898	2		3,000
Bldg 1105 Int/Ext Struct/Mech Rprs		60	720	1,280	--		2,000
Bldg 1106 Int/Ext Struct/Elec/Mech Rprs & Paint		350	4,200	5,788	12		10,000
Bldg 1107 Ext Struct/Mech Rprs & Paint		120	1,450	2,542	8		4,000
Bldg 1111 Int Struct/Elec Rprs		118	1,422	2,068	10		3,500
Bldg 1115 Rpl Steam Lines		102	1,230	2,058	12		3,300
Bldg 1118 Rpl Steam & Water Lines		132	1,591	6,500	9		8,100
Bldg 1200 Int/Ext Struct Rprs, Paint & Rpr Roof		1,052	12,677	13,285	38		26,000
Bldg 1201 Ext Struct Rprs, Int Paint		288	3,470	6,500	30		10,000
Bldg 1202 Int/Ext Struct Rprs & Rpr Roof		400	4,820	5,155	25		10,000
Bldg 1203 Ext Struct/Elec Rprs		220	2,651	3,339	10		6,000
Bldg 1205 Int/Ext Struct Rprs & Paint		1,000	12,050	17,700	50		29,800
Bldg 1206 Int/Ext Struct Rprs & Paint		560	6,748	8,240	12		15,000
Bldg 1207 Int Struct Rprs		122	1,470	1,920	10		3,400
Bldg 1208 Int/Ext Struct/Elec Rprs		200	2,410	4,584	6		7,000
Bldg 1220 Ext Struct Rprs		100	1,205	2,785	10		4,000
Bldg 1300 Int/Ext Struct/Mech Rprs		600	7,230	7,758	12		15,000
Bldg 1301 Int/Ext Struct Rprs & Rpr Roof		350	4,218	6,757	25		11,000
Bldg 1302 Ext Struct Rprs		100	1,205	1,795	--		3,000




IN-HOUSE PROJECTS CONTINUED

WORK DESCRIPTION	CIVILIAN MANYEARS	CIVILIAN MANHOURS	CIVILIAN COST	MATERIAL COST	EQUIPMENT COST	CONTRACT COST	TOTAL COST
Bldg 1303 Ext Struct Rprs		125	1,506	1,894	--		3,400
Bldg 1308 Int/Ext Struct/Mech Rprs		290	3,495	4,993	12		8,500
Bldg 1309 Int/Ext Struct Rprs & Rpl Lights		270	3,254	3,734	12		7,000
Bldg 1310 Int/Ext Struct Rprs & Rpl Lights		330	3,977	5,008	15		9,000
Bldg 1311 Ext Struct Rprs & Rpl Lights		245	2,952	3,042	6		6,000
Bldg 1312 Int/Ext Struct Rprs & Rpl Lights		230	2,772	3,218	10		6,000
Bldg 1315 Int/Ext Struct Rprs & Paint		185	2,229	2,761	10		5,000
Bldg 1316 Ext Struct Rprs		60	723	1,277	--		2,000
Bldg 1318 Rpr Roof		100	1,205	1,195	--		2,400
Bldg 1400 Int/Ext Struct/Mech Rprs		325	3,916	6,069	15		10,000
Bldg 1401 Int/Ext Struct/Elec/Mech Rprs		85	1,024	3,956	20		5,000
Bldg 1402 Ext Struct Rprs & Paint		250	3,013	2,977	10		6,000
Bldg 1403 Int/Ext Struct/Mech Rprs		245	2,952	4,540	8		7,500
Bldg 1404 Int/Ext Struct/Mech Rprs		90	1,085	2,611	4		3,700
Bldg 1500 Int/Ext Struct Rprs		120	1,446	1,550	4		3,000
Bldg 1502 Int/Ext Struct/Mech Rprs		200	2,410	5,574	16		8,000
Bldg 1503 Ext Struct/Elec Rprs		230	2,772	5,320	8		8,100
Bldg 1504 Ext Struct Rprs		222	2,675	3,325	--		6,000
Bldg 1601 Int/Ext Struct/Mech Rprs		270	3,254	8,231	15		11,500
Bldg 1606 Int Struct/Mech Rprs		70	844	3,156	--		4,000




IN-HOUSE PROJECTS CONTINUED.

WORK DESCRIPTION	CIVILIAN MANYEARS	CIVILIAN MANHOURS	CIVILIAN COST	MATERIAL COST	EQUIPMENT COST	CONTRACT COST	TOTAL COST
Bldg 1610 Int Struct Rprs & Paint		155	1,868	3,127	5		5,000
Bldg 1612 Int Struct/Elec Rprs & Paint		150	1,808	3,187	5		5,000
Bldg 1613 Ext Paint		148	1,783	2,213	4		4,000
Bldg 1705 Int/Ext Struct Rprs & Paint		150	1,808	4,685	7		6,500
Bldg 1710 Ext Struct Rprs		155	1,868	2,177	5		4,050
Bldg 1711 Ext Struct Rprs		180	2,169	4,823	8		7,000
Bldg 1742 Ext Struct Rprs & Paint		150	1,808	2,188	4		4,000
Bldg 1750 Ext Paint		100	1,205	1,795	--		3,000
Bldg 1765 Ext Paint		148	1,783	2,213	4		4,000
Bldg 1775 Int Struct Rprs & Paint		600	7,230	9,753	17		17,000
Bldg 1802 Int/Ext Struct Rprs		135	1,627	1,869	4		3,500
Bldg 1804 Ext Struct Rprs		95	1,145	1,855	--		3,000
Bldg 1808 Int/Ext Struct Rprs & Paint		200	2,410	2,585	5		5,000
Bldg 1810 Int/Ext Struct Rprs & Paint		220	2,651	3,543	6		6,200
Bldg 1826 Cool Seal Roof		221	2,663	3,331	6		6,000
Bldg 1870 Int/Ext Paint		260	3,133	4,059	8		7,200
Bldg 1871 Int/Ext Paint		260	3,133	4,059	8		7,200
Bldg 1872 Int/Ext Paint		260	3,133	4,059	8		7,200
Bldg 2625 Ext Struct Rprs & Paint		100	1,205	1,195	--		2,400
Bldg 2626 Int Struct/Elec Rprs & Paint		190	2,289	2,306	5		4,600




IN-HOUSE PROJECTS CONTINUED

WORK DESCRIPTION	CIVILIAN MANYEARS	CIVILIAN MANHOURS	CIVILIAN COST	MATERIAL COST	EQUIPMENT COST	CONTRACT COST	TOTAL COST
Bldg 2627 Int Struct Rprs & Paint		160	1,928	1,868	4		3,800
Bldg 2628 Int Paint (complete)		130	1,565	1,435	--		3,000
Bldg 2629 Int/Ext Struct Rprs & Paint		220	2,651	2,843	6		5,500
Bldg BA-101 Int Struct Rprs & Paint		290	3,495	3,797	8		7,300
Bldg BA-102 Plumbing Rprs		400	4,820	17,130	50		22,000
Bldg BA-104 Plumbing Rprs		400	4,820	16,130	50		21,000
Bldg SBA-116 Ext Struct Rprs & Paint		100	1,205	1,791	4		3,000
Bldg AS-114 Rpr Roof & Elec Rprs		75	904	1,396	--		2,300
Bldg AS-119 Int Struct Rprs & Paint		145	1,747	1,649	4		3,400
Bldg AS-200 Rpl Roof		100	1,205	1,395	--		2,600
Bldg AS-201 Int Struct Rprs & Rpr Roof		180	2,169	4,024	7		6,200
Bldg AS-202 Int/Ext Struct/Elec Rprs		150	1,808	4,186	6		6,000
Bldg AS-205 Int/Ext Struct Rprs		110	1,326	674	--		2,000
Bldg AS-222 Rpl Steam Lines & Lights		60	723	3,473	4		4,200
Bldg AS-236 Int Struct Rprs		140	1,687	1,613	--		3,300
Bldg AS-240 Int/Ext Struct/Elec Rprs		150	1,807	4,187	6		6,000
Bldg AS-410 Ext Struct/Elec Rprs		62	747	1,753	--		2,500
Bldg AS-424 Int/Ext Struct Rprs		230	2,771	5,720	9		8,500
Bldg AS-515 Int/Ext Struct Rprs		150	1,808	4,186	6		6,000
Bldg AS-518 Ext Struct Rprs		90	1,085	2,411	4		3,500




IN-HOUSE PROJECTS CONTINUED

WORK DESCRIPTION	CIVILIAN MANYEARS	CIVILIAN MANHOURS	CIVILIAN COST	MATERIAL COST	EQUIPMENT COST	CONTRACT COST	TOTAL COST
Bldg AS-705 Int Struct/Elec Rprs		220	3,254	2,740	6		6,000
Bldg AS-708 Int/Ext Struct/Elec Rprs		60	723	2,773	4		3,500
Bldg AS-710 Int/Ext Struct/Elec Rprs		90	1,085	2,905	10		4,000
Bldg AS-804 Int/Ext Struct/Elec Rprs		140	1,687	1,809	4		3,500
Bldg AS-849 Int/Ext Struct/Elec Rprs		130	1,566	1,930	4		3,500
Bldg AS-4010 Int Struct/Elec Rprs		80	964	2,532	4		3,500
Bldg AS-4015 Elec/Mech Rprs		140	1,687	5,106	7		6,800
Bldg AS-4020 Elec Rprs		380	4,579	5,409	12		10,000
Bldg AS-4025 Elec Rprs		380	4,579	5,409	12		10,000
Bldg AS-4106 Int/Ext Struct/Elec Rprs		200	2,410	6,581	9		9,000
Bldg AS-4157 Rpl Electrical Lights		80	964	2,033	3		3,000
Bldg HP-255 Ext Paint		247	2,976	2,019	5		5,000
Bldg HP-265 Ext Paint		247	2,976	2,019	5		5,000
Bldg HP-275 Ext Paint		247	2,976	2,019	5		5,000
Bldg HP-285 Ext Paint		247	2,976	2,019	5		5,000
Bldg HP-295 Ext Paint		247	2,976	2,019	5		5,000
Bldg HP-550 Int Paint		518	6,242	8,753	5		15,000
Bldg S-47A Ext Struct Rprs & Paint		60	723	1,277	--		2,000
Bldg S-136 Rpl Backstop		65	783	717	--		1,500
Bldg S-162 Int/Ext Struct Rprs & Paint		104	1,253	1,247	--		2,500




IN-HOUSE PROJECTS CONTINUED

WORK DESCRIPTION	CIVILIAN MANYEARS	CIVILIAN MANHOURS	CIVILIAN COST	MATERIAL COST	EQUIPMENT COST	CONTRACT COST	TOTAL COST
Bldg D-45 Rprs to Bldg		73	880	848	8		1,736
AS Area Remove Steam Station		69	831	403	--		1,234
Bldg FC-19 Rpr Wall		61	735	407	--		1,142
Bldg BA-144 Int/Ext Struct Rprs		136	1,638	2,219	4		3,861
Bldg RR-5 Resurface Ext Concrete		82	988	1,121	--		2,109
Bldg RR-4 Resurface Ext Concrete		82	988	1,121	--		2,109
Bldg RR-2 Resurface Ext Concrete		82	988	1,121	--		2,109
Bldg RR-1 Resurface Ext Concrete		82	988	1,121	--		2,109
Bldg AS-4151 Transfromer Starter		63	759	5,806	21		6,586
Bldg 1108 Rpl Doors & Locks		264	3,181	8,467	--		11,648
Bldg S-543 Rpl Backstop		74	892	1,108	--		2,000
Bldg S-870 Rpl Roof & Struct Rprs		130	1,567	1,629	4		3,200
Bldg S-1124 Int/Ext Paint		100	1,205	795	--		2,000
Bldg S-1411 Rpl Backstop		74	892	1,108	--		2,000
Bldg S-1507 Int/Ext Struct Rprs & Paint		214	2,579	2,016	5		4,600
Bldg S-1715 Rpl Fence		105	1,265	1,735	--		3,000
Bldg S-1725 Int/Ext Struct/Mech Rprs		280	3,374	4,118	8		7,500
Bldg S-1973 Ext Struct Rprs & Paint		250	3,013	2,481	6		5,500
Bldg S-1974 Ext Struct Rprs, Paint & Rpl Roof		135	1,627	1,869	4		3,500




IN-HOUSE PROJECTS CONTINUED.

WORK DESCRIPTION	CIVILIAN MANYEARS	CIVILIAN MANHOURS	CIVILIAN COST	MATERIAL COST	EQUIPMENT COST	CONTRACT COST	TOTAL COST
Bldg S-1981 Ext Paint (Complete)		103	1,241	859	--		2,100
Bldg 1919 Ext Struct Rprs		800	9,640	16,330	30		26,000
Bldg 1944 Rpl HVAC		80	964	8,426	10		9,400
Bldg 2600 Int/Ext Struct Rprs & Paint		300	3,615	4,875	10		8,500
Bldg 2601 Ext Paint		180	2,169	2,826	5		5,000
Bldg 2602 Int/Ext Struct Rprs & Paint		330	3,977	4,714	9		8,700
Bldg 2603 Int/Ext Struct Rprs & Ext Paint		100	1,205	295	--		1,500
Bldg 2604 Int/Ext Struct Rprs & Int Paint		180	2,169	1,227	4		3,400
Bldg 2624 Ext Struct Rprs & Int Paint		180	2,169	2,127	4		4,300
Bldg TC-854 Int Struct Rprs		461	5,555	4,795	50		10,400
Bldg AS-116 Rpl Doors & Roof & Paint		97	1,169	723	8		1,900
Bldg TC-951 Int/Ext Struct Rprs		220	2,651	1,926	23		4,600
Bldg TC-460 Int Struct Rprs		65	783	3,496	21		4,300
Bldg TC-569 Rpl Lights		65	783	5,386	31		6,200
Bldg BB-5 Rpl Asbestos Insulation		459	5,531	6,709	60		12,300
Bldg 2600 Rpl Asbestos Insulation		300	3,615	4,544	41		8,200
TC Area Rpr Sidewalks		131	1,579	809	12		2,400
AS Area Correct Drainage		137	1,651	2,031	18		3,700
Bldg 1042 Rpl Venetian Blinds		114	1,374	1,810	16		3,200




IN-HOUSE PROJECTS CONTINUED

WORK DESCRIPTION	CIVILIAN MANYEARS	CIVILIAN MANHOURS	CIVILIAN COST	MATERIAL COST	EQUIPMENT COST	CONTRACT COST	TOTAL COST
Bldg 8 Rpl Storm Windows		203	2,446	3,229	25		5,700
Bldg TC-105 Rpr Floor		96	1,157	634	9		1,800
Bldg 336 Rpl Doors		135	1,627	1,657	16		3,300
Bldg 6 Rpl Storm Windows		203	2,446	3,229	25		5,700
Bldg 116 Rpr Doors		117	1,410	1,575	15		3,000
HP Area Rpr Sewer Lines		199	2,398	7,852	50		10,300
Bldg M-305 Rpr Ceiling		318	3,831	3,634	35		7,500
Bldg AS-118 Rpl Ext Doors		83	1,000	791	9		1,800
Bldg M-307 Int Struct Rprs		240	2,892	2,583	25		5,500
Bldg M-229 Rpl Roof		145	1,747	2,432	21		4,200
Bldg M-228 Rpl Roof		145	1,747	2,432	21		4,200
Bldg TC-1047 Int Struct Rprs		181	2,181	2,595	24		4,800
Bldg TC-1065 Int/Ext Struct Rprs		251	3,025	2,350	25		5,400
Bldg TC-1046 Rpr Windows/Door/Ceiling		70	844	748	8		1,600
RR Area Rpl Fire Hydrants		225	2,711	8,739	50		11,500
Bldg TC-855 Int Struct Rprs		274	3,302	2,073	25		5,400
Bldg TC-1018 Int/Ext Struct/Elec Rprs		356	4,651	5,699	50		10,400
Bldg TC-900 Rpl Heaters		250	3,013	10,427	60		13,500
Bldg TC-1143 Int Struct Rprs		170	2,049	2,229	22		4,300
Bldg RR-48 Rpl Ceiling & Lights		302	3,639	2,133	28		5,800




IN-HOUSE PROJECTS CONTINUED

WORK DESCRIPTION	CIVILIAN MANYEARS	CIVILIAN MANHOURS	CIVILIAN COST	MATERIAL COST	EQUIPMENT COST	CONTRACT COST	TOTAL COST
Bldg FC-200 Rpr Roof		144	1,735	3,737	28		5,500
Bldg FC-221 Ext Struct Rprs		74	892	700	8		1,600
Bldg 84 Rpl Canopy		114	1,374	2,010	16		3,400
Bldg TC-719 Rpl Roof		220	2,651	3,121	28		5,800
Bldg TC-718 Rpl Roof		220	2,651	3,121	28		5,800
Bldg TC-717 Rpl Roof		220	2,651	3,121	28		5,800
Bldg TC-709 Rpl Roof		220	2,651	3,121	28		5,800
Bldg TC-716 Int Struct Rprs		88	1,060	828	12		1,900
HP Area Rpl Sidewalks		420	5,061	2,303	36		7,400
Bldg M-512 Int Struct Rprs		692	8,339	9,181	80		17,600
Bldg TC-1110 Int Struct Rprs		84	1,012	1,973	15		3,000
Bldg TC-871 Int/Ext Struct Rprs & Paint		67	807	586	7		1,400
Bldg 1780 Rpl Ceiling Tiles		160	1,928	2,649	23		4,600
Bldg 117 Int Struct Rprs		316	3,808	3,057	35		6,900
Bldg M-122 Rewire Bldg		195	2,350	2,227	23		4,600
Bldg M-512 Rpl Roof		182	2,193	1,787	20		4,000
Bldg TC-771 Int/Ext Struct Rprs		703	8,471	11,629	100		20,200
Bldg 2626 Int Struct Rprs		263	3,169	3,499	32		6,700
Bldg BB5 Rpl Floor Tile		281	3,386	4,179	35		7,600




IN-HOUSE PROJECTS CONTINUED

WORK DESCRIPTION	CIVILIAN MANYEARS	CIVILIAN MANHOURS	CIVILIAN COST	MATERIAL COST	EQUIPMENT COST	CONTRACT COST	TOTAL COST
Bldg M-603 Rpl Shingles		236	2,844	2,728	28		5,600
Bldg M-606 Int Struct/Elec Rprs		443	5,338	4,012	50		9,400
HP Area Rpl Sidewalks		398	4,796	3,064	40		7,900
Bldg 218 Int Struct Rprs & Paint		219	2,639	2,236	25		4,900
Bldg 442 Int Struct Rprs & Paint		529	6,374	5,366	60		11,800
Bldg AS-587 Int Struct Rprs & Paint		83	1,000	990	10		2,000
Bldg 400 Int-Struct Rprs Ext-Rpl Lights		258	3,109	4,661	30		7,800
Bldg TC-751 Int/Ext Struct/Elec Rprs		167	2,012	2,565	23		4,600
Bldg TC-836 Int/Ext Struct/Elec Rprs		148	1,783	2,023	20		3,826
Bldg TC-828 Int/Ext Struct/Elec Rprs		161	1,940	2,239	21		4,200
Bldg M-205 Int Struct Rprs		552	6,652	5,123	25		11,800
Bldg TC-849 Int Struct Rprs		158	1,904	2,375	21		4,300
BB Area Rpl Fire Hydrants		291	3,507	11,718	75		15,300
Bldg TT-49 Rpl Shingles		330	3,977	2,988	35		7,000
Bldg 61 Int Paint		150	1,808	1,177	15		3,000
Bldg 62 Int/Ext Struct Rprs & Paint		136	1,639	2,441	20		4,100
Bldg RR-9 Rpl Venetian Blinds		60	723	2,063	14		2,800
Bldg TC-563 Rpl Comuters		50	964	27,336	100		28,400
Bldg 1041 Rpl Water Fountain		72	868	560	7		1,435




IN-HOUSE PROJECTS CONTINUED

WORK DESCRIPTION	CIVILIAN MANYEARS	CIVILIAN MANHOURS	CIVILIAN COST	MATERIAL COST	EQUIPMENT COST	CONTRACT COST	TOTAL COST
TT Area Raise Water Valves		483	5,820	1,942	38		7,800
Bldg 2627 Int Struct Rprs & Paint		156	1,880	1,605	15		3,500
Bldg M-516 Int Elec Rprs		294	3,543	5,612	45		9,200
Bldg M-613 Rewire Bldg		140	1,687	1,799	14		3,500
Bldg AS-114 Remove Asbestos Insulation		469	5,651	6,193	56		11,900
Bldg M-415 Rewire Bldg & Rpl Ceiling		692	8,339	9,081	80		17,500
Bldg M-611 Rewire Bldg		366	4,410	5,840	50		10,300
Bldg M-612 Int Struct/Elec Rprs & Paint		348	4,193	3,767	40		8,000
Bldg 134 Rpr Office Spaces		500	6,025	6,215	60		12,300
Bldg M-414 Elec/Mech Rprs		313	3,772	2,698	30		6,500
Bldg 903 Rpr Doors & Floors		222	2,675	305	20		3,000
Bldg 535 Int Struct/Elec Rprs		309	3,723	3,761	16		7,500
Bldg 914 Int Struct Rprs		70	844	748	8		1,600
Bldg 111 Rpr Ceiling & Doors		72	868	1,520	12		2,400
Bldg AS-810 Int Struct Rprs		96	1,157	3,123	20		4,300
Bldg 344 Int Struct/Elec Rprs		104	2,217	1,863	20		4,100
Bldg 1202 Rpr Morter		145	1,747	2,833	20		4,600
Bldg M-521 Int Paint		105	1,265	725	10		2,000
Bldg M-228 Int Paint		105	1,265	725	10		2,000
Bldg HP-145 Rpl Vanities		153	1,844	1,840	16		3,700




IN-HOUSE PROJECTS CONTINUED

WORK DESCRIPTION	CIVILIAN MANYEARS	CIVILIAN MANHOURS	CIVILIAN COST	MATERIAL COST	EQUIPMENT COST	CONTRACT COST	TOTAL COST
Bldg 1700 Rpr Boiler		216	2,603	1,576	21		4,200
Bldg AS-2750 Rpl Shingles		129	1,554	1,130	16		2,700
Rpr Elec Distribution Basewide		187	2,253	732	15		3,000
Bldg BB-250 Rpr Vanities		70	844	649	7		1,500
200 Area Correct Drainage		83	1,000	1,388	12		2,400
Bldg CG-1 Rpl Shingles		410	4,941	3,519	40		8,500
Bldg 103 Int Struct Rprs & Rpl Lights		271	3,266	2,209	25		5,500
Bldg H-1 Rpl Insulation on Piping		194	1,133	2,449	18		3,600
Bldg TC-754 Rpr walls		147	1,771	1,413	16		3,200
Bldg TC-743 Cool Seal Roof		95	1,145	1,054	11		2,200
Bldg AS-217 Rpl Window Screens		116	1,398	5,270	32		6,700
Bldg TC-910 Int/Ext Struct/Elec/Mech Rprs	2,072		24,968	24,182	25		49,175
Bldg STC-367 Rpl Roof Supports		360	4,338	5,307	45		9,700
Bldg 236 Rpl Water Lines		656	7,905	7,020	75		15,000
Bldg 538 Int Paint		160	1,928	1,256	16		3,200
Bldg 13 Ext Paint		70	844	350	6		1,200
Bldg AS-4106 Rpr 400HZ M. G. Sets		80	964	429	7		1,400
Bldg 333 Rpr Heating System		251	3,025	7,710	565		11,300
HP Area Rpl Screens		170	2,049	3,324	27		5,400
Bldg 401 Rpr Walls & Ceiling		343	4,133	3,628	39		7,800




IN-HOUSE PROJECTS CONTINUED.

WORK DESCRIPTION	CIVILIAN MANYEARS	CIVILIAN MANHOURS	CIVILIAN COST	MATERIAL COST	EQUIPMENT COST	CONTRACT COST	TOTAL COST
Bldg 20 Remove Insulation		531	6,399	6,426	675		13,500
Bldg BB-14 Rpl Light Fix in Pit		295	3,555	6,990	555		11,100
Bldg S-542 Rpl Backstop		145	1,747	438	115		2,300
Bldg RR-238 Ext Struct Rprs		94	1,133	672	95		1,900
Bldg TC-837 Rewire Bldg		197	2,374	2,471	255		5,100
Bldg TC-744 Rpr Cieling & Walls		455	5,483	4,492	525		10,500
Bldg 1301 Rpr/Rpl Doors		345	4,157	2,303	340		6,800
Bldg TC-1064 Int Paint		100	1,205	15,800	895		17,900
Bldg TC-462 Rewire & Relight		65	783	3,397	220		4,400
Bldg M-218 Int Struct Rprs		144	1,735	1,400	165		3,300
Bldg M-219 Rewire/Misc Rprs		151	1,820	1,410	170		3,400
Bldg M-255 Rewire Lights & Outlets		176	2,121	2,059	220		4,400
Bldg M-102 Rpr Ceiling		101	1,217	1,823	160		3,200
Bldg 1003 Rpl Lighting		181	2,181	2,759	260		5,200
Bldg 500 Rpl Doors		90	1,085	1,765	150		3,000
FC Area Emergency Lighting		317	3,820	9,670	710		14,200
Bldg S-1701 Rpl Top Steam Pit		105	1,265	920	115		2,300
Bldg 2601 Rpl Walkway		119	1,434	1,321	145		2,900
Bldg 1100 Remove Insulation		210	2,531	2,713	26		5,300




IN-HOUSE PROJECTS CONTINUED

WORK DESCRIPTION	CIVILIAN MANYEARS	CIVILIAN MANHOURS	CIVILIAN COST	MATERIAL COST	EQUIPMENT COST	CONTRACT COST	TOTAL COST
HP Area Rpr Lighting		545	6,567	8,855	78		15,500
Bldg 2615 Resurface Ext Wall		154	1,856	1,029	15		2,900
Bldg MP-G8 Rpl Sidewalk		103	1,241	749	10		2,000
Bldg AS-515 Relamp Flor.		130	1,567	2,612	21		4,200
FC Area Rpl Screens		66	796	1,592	12		2,400
HP Area Rpl Screens		92	1,109	2,373	18		3,500
HP Area Rpl Screens		66	796	1,890	14		2,700
Bldg FC-500 Rpl Screens		155	1,868	9,375	57		11,300
Bldg SFC-325 Rpr Walls		126	1,518	1,168	14		2,700
Bldg RR-16 Rpl Doors		109	1,318	871	11		2,200
Bldg 2613 Rpl Floor		63	759	833	8		1,600
Bldg 1303 Rpl Doors		269	3,242	2,728	30		6,000
Bldg 1300 Rpl Cabinets		86	1,036	854	10		1,900
Bldg TC-G24 Rpr Sewer Main		108	1,302	489	9		1,800
Bldg FC-202 Rpr Boiler #62		96	1,157	2,791	21		3,969
Bldg AS-4110 Rpr Siding Down Spout		72	868	525	7		1,400
Bldg RR-8 Remove Insulation		80	964	4,807	29		5,800
Bldg PT-37 Int/Ext Paint		62	747	447	6		1,200
Bldg HP-275 Rpl Commode		230	2,772	1,507	21		4,300




IN-HOUSE PROJECTS CONTINUED.

WORK DESCRIPTION	CIVILIAN MANYEARS	CIVILIAN MANHOURS	CIVILIAN COST	MATERIAL COST	EQUIPMENT COST	CONTRACT COST	TOTAL COST
Bldg HP-265 Rpl Commode		230	2,772	1,507	21		4,300
Bldg FC-260 Rpr Roof		122	1,470	918	12		2,400
Bldg HP-G8 Rpl Sidewalks		576	6,941	2,509	50		9,500
Bldg SFC-242 Rpl Waste-oil Tank		77	928	863	9		1,800
Bldg AS-G8D Rpl Sidewalk		571	6,881	2,374	45		9,300
Bldg RR-G8 Rpl Sidewalk		625	7,531	2,719	50		10,300
Bldg AS-236 Remove Insulation		276	3,326	2,249	25		5,600
Bldg 907 Rpl Screens		188	2,265	2,810	25		5,100
TC Area Rpl Screens		76	916	975	9		1,900
Bldg BB-11 Rpl Light Fixtures in Pit		245	2,952	3,318	31		6,300
Bldg 141 Rpl Floor Tile		388	4,675	4,380	45		9,100
HP Area Rpl Potable Water Valves		122	1,470	2,312	18		3,800
Bldg BB-13 Rpl Light Fixtures in Pit		186	2,241	7,114	45		9,400
Bldg BB-12 Rpl Light Fixtures in Pit		238	2,868	5,792	40		8,700
Bldg SRR-59 Rpl Doors		197	2,374	2,402	24		4,800
Bldg 916 Rpr Wall & Paint		69	836	662	7		1,500
Bldg TCK-407 Rpl Bridge		253	3,049	2,026	25		5,100
Bldg 107 Rpl Doors & Rpr Walls		568	6,844	5,396	60		12,300
Bldg S-1416 Rpl Ramp		548	6,603	8,122	75		14,800
Bldg 31 Rpr Heating System		127	1,530	2,052	18		3,600




IN-HOUSE PROJECTS CONTINUED

WORK DESCRIPTION	CIVILIAN MANYEARS	CIVILIAN MANHOURS	CIVILIAN COST	MATERIAL COST	EQUIPMENT COST	CONTRACT COST	TOTAL COST
Bldg 914 Rpl Light Fixtures		114	1,374	6,586	40		8,000
Bldg M-318 Rewire Building		146	1,759	1,922	19		3,700
Bldg M-239 Rpl Shingles		123	1,482	1,702	16		3,200
Bldg 14 Int Paint		105	1,265	725	10		2,000
Bldg M-203 Rpl Doors		184	2,217	2,161	22		4,400
Bldg TC-464 Int/Ext Struct Rprs		357	4,302	4,454	44		8,800
Bldg 1700 Rpl Gutters Downs		121	1,458	1,228	14		2,700
RR Area Rpl Screens		75	904	2,081	15		3,000
HP Area Rpl Screens		337	4,061	2,705	34		6,800
Bldg 211 Rpl Sewer Line		66	795	697	8		1,500
Bldg M-166 Rpl Roof		318	3,832	11,690	78		15,600
Bldg 300 Rpl Insulation		165	1,988	1,097	15		3,100
Bldg 401 Rpl Insulation		132	1,591	896	13		2,500
Bldg 5955 Rpr Bleachers		66	795	1,095	10		1,900
Bldg M-313 Rewire & Relight		141	1,699	1,684	17		3,400
Bldg AS-G14 Rpr Fence		170	1,446	743	11		2,200
Bldg M-408 Rpl Roof		128	1,542	1,741	17		3,300
Bldg PT-30 Ext Struct Rprs & Paint		81	976	616	8		1,600
Bldg M-311 Rewire & Relight		290	3,495	3,271	34		6,800
Bldg M-316 Rewire & Relight		236	2,844	3,026	30		5,900
Bldg M-406 Rewire & Relight		233	2,808	1,669	23	ENCLOSURE 2	4,500




IN-HOUSE PROJECTS CONTINUED

WORK DESCRIPTION	CIVILIAN MANYEARS	CIVILIAN MANHOURS	CIVILIAN COST	MATERIAL COST	EQUIPMENT COST	CONTRACT COST	TOTAL COST
Bldg M-405 Rewire & Relight		196	2,362	1,533	205		4,100
Bldg TC-1066 Rpl Shingles		222	2,675	2,645	280		5,600
Bldg M-409 Rewire & Relight		396	4,772	6,628	600		12,000
Bldg ASCG-1 Rpr Office		239	2,880	2,155	265		5,300
Bldg M-309 Rewire & Relight		221	2,663	2,942	295		5,900
Bldg M-606 Rpl Shingles & Gutters		95	1,145	1,705	150		3,000
Bldg A-1 Remove Insulation		425	5,121	3,619	460		9,200
Bldg M-303 Rewire & Relight		398	4,796	4,324	480		9,600
Bldg 1410 Rpl Doors		83	1,000	710	90		1,800
Bldg M-416 Rewire & Relight		388	4,675	5,680	545		10,900
Bldg AS-416 Rpr Sides & Roof		260	3,133	6,557	510		10,200
Bldg 435 Rewire Bldg		120	1,446	1,309	145		2,900
Bldg HP-G30 Rpr Oil Water Seperators		90	1,085	2,715	200		4,000
Bldg HP-G-26 Rpl Hydrants		369	4,446	12,369	885		17,700
Bldg M-413 Rewire Bldg		256	3,085	2,615	300		6,000
Bldg SSB-229 Rpr Shelter		74	892	533	75		1,500
Bldg H-32 Rpl Window Screens		103	1,246	1,134	125		2,500
Bldg MPG-8 Rpr Sidewalks		206	2,482	653	165		3,300
Bldg HPG-8 Rpr Sidewalks		790	9,520	3,115	665		13,300
Bldg FC-G-8 Rpr Sidewalks		591	7,122	1,998	480		9,600
Bldg HP-285 Rpl Commode		230	2,772	1,313	215		4,300




IN-HOUSE PROJECTS CONTINUED

WORK DESCRIPTION	CIVILIAN MANYEARS	CIVILIAN MANHOURS	CIVILIAN COST	MATERIAL COST	EQUIPMENT COST	CONTRACT COST	TOTAL COST
Bldg 54 Resurface Ext Concrete		80	964	1,221	115		2,300
Bldg 58 Resurface Ext Concrete		65	783	832	85		1,700
Bldg M-402 Rewire & Remove Asbestos		437	5,266	3,854	480		9,600
Bldg BA-186 Int/Ext Struct Rprs		72	868	1,507	125		2,500
Bldg BA-120 Rpl Walks & Porches		198	2,386	2,630	264		5,280
Bldg BA-115 Rpr Carpet, Plumbing & Paint		79	952	663	85		1,700
Bldg 206 Rpl Lighting		317	3,820	2,925	355		7,100
Bldg M-321 Rpr Shower		81	976	449	75		1,500
Bldg 1780 Rpl Ceiling Tiles		136	1,639	2,066	195		3,900
Bldg 521 Rpr Plaster Walls		85	1,024	496	80		1,600
Bldg HP-255 Rpl Commode		230	2,772	1,313	215		4,300
Bldg 1408 Int/Ext Struct Rprs		84	1,012	1,268	120		2,400
Bldg TC562 Ext Struct Rprs		422	5,085	4,225	490		9,800
Bldg TC-560 Ext Struct Rprs		314	3,784	3,056	360		7,200
Bldg 1012 Rpr Doors & Walls		75	904	426	70		1,400
Bldg TC-341 Ext Struct Rprs		172	2,073	1,632	195		3,900
Bldg TC-342 Ext Struct Rprs		426	5,133	3,892	475		9,500
Bldg AS-4010 Rpl Screens		160	1,928	2,822	250		5,000
Bldg 501 Rpr Doors		61	735	595	70		1,400
Bldg AS-216 Rpl Screens		77	928	4,107	265		5,300




IN-HOUSE PROJECTS CONTINUED

WORK DESCRIPTION	CIVILIAN MANYEARS	CIVILIAN MANHOURS	CIVILIAN COST	MATERIAL COST	EQUIPMENT COST	CONTRACT COST	TOTAL COST
Bldg BBG-8 Rpr Chem Pump		49	600	1,015	85		1,700
Bldg M-227 Rpl Roof		145	1,747	2,432	21		4,200
Bldg M-602 Rpl Roof		188	2,265	2,710	25		5,000
Bldg M-328 Rpl Roof		125	1,506	1,678	16		3,200
Bldg TC-809 Elec Rprs		169	2,036	2,640	24		4,700
FC Area Rpr Erosion		223	2,687	4,178	35		6,900
HPG-1A Rpr Elec Dist System		171	2,061	3,615	24		5,700
HPG-1A Rpr Elec Dist System		95	1,145	1,143	12		2,300
Bldg BB-2 Rpl Wood Cat Walk		150	1,808	1,177	15		3,000
Bldg M-620 Rpl Asbestos Ceiling		514	6,194	4,154	52		10,400
Bldg M-624 Rpl Sewer Main		374	4,507	5,642	51		10,200
Bldg 123 Rpl Ceiling		94	1,133	956	11		2,100
Bldg 11 Rpl Lights		265	3,193	2,279	28		5,500
Bldg M-240 Rewire Light System		338	4,073	9,359	68		13,500
Bldg M-120 Ext Struct Rprs		115	1,386	1,599	15		3,000
Bldg 340 Rpl Ext Doors		423	5,097	4,256	47		9,400
Bldg 338 Rpl Int Doors		88	1,060	1,030	10		2,100
Bldg FC-G8 Rpl Sidewalk		92	1,109	981	10		2,100
Bldg FC-G1A Remove 3ph Line		69	836	457	7		1,300




IN-HOUSE PROJECTS CONTINUED


WORK DESCRIPTION	CIVILIAN MANYEARS	CIVILIAN MANHOURS	CIVILIAN COST	MATERIAL COST	EQUIPMENT COST	CONTRACT COST	TOTAL COST
RR Area Rpl Window Screens		126	1,518	3,557	25		5,100
Bldg AS-G12 Rpl Culvert		269	3,241	1,236	23		4,500
Bldg 1101 Rpl Floor Tile		135	1,627	1,855	18		3,500
SUBTOTAL	67.5	117,695	1,418,224	2,926,863	21,800		4,366,887




WORK DESCRIPTION	CIVILIAN MANYEARS	CIVILIAN MANHOURS	CIVILIAN COST	MATERIAL COST	EQUIPMENT COST	CONTRACT COST	TOTAL COST
PROJECTED M-1 CONTRACTS FY 87							
Change Orders (M-1)						400,000	400,000
Cond. Line (BA) Area						88,500	88,500
Repair Boat House						40,000	40,000
Replace Exhaust System Bldg 25						5,000	5,000
Rev. Elect. HP Buildings						986,000	986,000
Rev. Elect. HP/Ind. Area						378,000	378,000
Correct Erosion (MCAS)						20,000	20,000
Repalce Mech. Water Equip BB-190						125,000	125,00
Replace Aux. Engines Bldgs 603, 610, 613, RR-85						165,000	165,000
Repair Recoat Playing Courts (PP)						50,000	50,000
Remove Paint; Pool Deck 2615						3,000	3,000
Replace U. G. Elect. Feeder, Ammo Dump						43,800	43,800
Correct Drainage (MP Area)						200,000	200,000
Repairs to Bldg. 41						149,700	149,700



WORK DESCRIPTION	CIVILIAN MANYEARS	CIVILIAN MANHOURS	CIVILIAN COST	MATERIAL COST	EQUIPMENT COST	CONTRACT COST	TOTAL COST
PROJECTED M-1 CONTRACTS FY 87 (Continued)							
Repairs Walls/Windows AS-710						20,000	20,000
Replace Windows Bldg. 1202						35,000	35,000
Replace Spray Booth (1202)						30,000	30,000
Replace Air Conditioning System TT-2455, TT-2457						124,700	124,700
Repair Audit Area Bldg 67						273,100	273,100
Repalce Steam & Cond. Lines Bldg 27						30,000	30,000
Replace Steam Pits (Gieger)						66,000	66,000
Repairs to Ramps Ammo Dump						50,000	50,000
Repairs to Pistol Range (SRR-19A)						10,000	10,000
Repairs to Bldgs M-232, M-233, M-234 M-235, M-236						448,800	448,800
Repair Ext. Doors MP Area						52,300	52,300
Replace Asphalt Driveways AS-531, AS-532, AS-533						8,000	8,000
Repair Bldg 12						49,300	49,300
Interior/Exterior Painting and Repair (FC, BA, BB and RR Areas)						450,000	450,000




WORK DESCRIPTION	CIVILIAN MANYEARS	CIVILIAN MANHOURS	CIVILIAN COST	MATERIAL COST	EQUIPMENT COST	CONTRACT COST	TOTAL COST
PROJECTED M-1 CONTRACTS FY 87 (Continued)							
Interior/Exterior Painting (TC & MP Areas)						350,000	350,000
Interior/Exterior Painting (Mainside)						450,000	450,000
Reroof Bldgs (Basewide)						750,000	750,000
Repave Roads Basewide						600,000	600,000
Repairs to Bldg 1207						15,000	15,000
Repairs to Warehouses 100 thru 500 Areas						840,000	840,000
Repair Sidewalks Mainside/ FC Area						250,000	250,000
Repair Sidewalks MP/TC Area						175,000	175,000
Repair Sidewalks RR/BB/BA Areas						80,000	80,000
Repave Parking Lots Basewide						125,000	125,000
Repairs to Utility Bldgs Basewide						500,000	500,000
Repairs to Bldgs MP 200 Area						389,437	389,437
SUBTOTAL						8,825,637	8,825,637




WORK DESCRIPTION	CIVILIAN MANYEARS	CIVILIAN MANHOURS	CIVILIAN COST	MATERIAL COST	EQUIPMENT COST	CONTRACT COST	TOTAL COST
R-1 FUNDED PROJETS FY 87							
R-1 Tickéts (200 each)	2.1	3,734	45,000	30,000			75,000
05 R-1 In-house Projects FY 87	22.8	39,817	479,797	319,866			799,663
Contract R-1 Projects FY 87						2,926,257	2,926,257
R-1 TOTALS	24.9	43,551	524,797	349,866		2,926,257	3,800,920

Individual (R-1) Projects are not identified yet, because the R-1 Project submission requests deadline is 19 April 1986 and the Camp Lejeune minor construction review board does not approve/disapprove submitted projects until July/August 1986.




REIMBURSABLE
 FY 1987
 CONSTRAINED WORK REQUIREMENTS

WORK DESCRIPTION	CIVILIAN MANYEARS	CIVILIAN MANHOURS	CIVILIAN COST	MATERIAL COST	EQUIPMENT COST	CONTRACT COST	TOTAL COST
OPERATION OF UTILITIES							
Electricity						7,379,000	7,379,000
Water	25.4	44,221	646,570	132,430			779,000
Sewage	26.4	45,962	642,460	63,540			706,000
Propane/LPG						40,000	40,000
Heat--Steam/Hot Water	3.9	6,790	110,290	470,184			580,474




REIMBURSABLE
 FY 1987
 CONSTRAINED WORK REQUIREMENTS

WORK DESCRIPTION	CIVILIAN MANYEARS	CIVILIAN MANHOURS	CIVILIAN COST	MATERIAL COST	EQUIPMENT COST	CONTRACT COST	TOTAL COST
OTHER ENGINEERING SUPPORT							
Refuse Collection	.5	871	9,596	669		25,607	35,872
Pest Control	1.6	2,786	48,042	11,523		2,405.	61,970
Admin Support Hsg; Fish & Wildlife Prog.; Emerg. Services, Non R. P.; Other Maint Serv; M&R Equip Hsg; etc.	7.2	12,535	185,367	75,668		117,506	378,541




REIMBURSABLE
FY 1987
CONSTRAINED WORK REQUIREMENTS

WORK DESCRIPTION	CIVILIAN MANYEARS	CIVILIAN MANHOURS	CIVILIAN COST	MATERIAL COST	EQUIPMENT COST	CONTRACT COST	TOTAL COST
CONTINUAL MAINTENANCE							
Cyclical Maintenance	39.5	68,926	1,279,602	548,813	29,971		1,858,386
Emergency Service Work	15.0	26,130	319,025	109,216	35,156		463,397
Grass Cutting	13.2	22,918	226,552	43,929	26,516		296,997
Others (Describe) Overhead	7.7	13,409	218,862	-0-	246,516		465,378
Minor Construction	3.3	5,809	73,760	84,291	2,748	868	161,667




REIMBURSABLE
 FY 1987
 CONSTRAINED WORK REQUIREMENTS

WORK DESCRIPTION	CIVILIAN MANYEARS	CIVILIAN MANHOURS	CIVILIAN COST	MATERIAL COST	EQUIPMENT COST	CONTRACT COST	TOTAL COST
SPECIFIC MAINTENANCE							
Painting							
Interior	6.2	10,862	151,959	11,022			162,981
Exterior	3.8	6,682	65,604	15,247			80,851



DIRECT
FY 1987
CONSTRAINED ANNUAL WORK PROGRAM

WORK DESCRIPTION	CIVILIAN MANYEARS	CIVILIAN MANHOURS	CIVILIAN COST	MATERIAL COST	EQUIPMENT COST	CONTRACT COST	TOTAL COST
OPERATION OF UTILITIES							
Electricity	N/A		N/A	N/A	N/A	6,993,000	6,993,000
Water	12.5	21,763	317,890	65,110	N/A	N/A	383,000
Sewage	14.9	25,941	363,090	35,910	N/A	N/A	399,000
Propane/LPG						125,000	125,000
Heat--Steam/Hot Water	46.9	81,653	1,310,826	6,905,174			8,216,000
Air-Conditioning-- Ventilation	8.0	13,928	243,040	4,960			248,000
Overhead/Misc	23.2	40,391	704,273	53,010			757,283



DIRECT
FY 1987
CONSTRAINED ANNUAL WORK PROGRAM

WORK DESCRIPTION	CIVILIAN MANYEARS	CIVILIAN MANHOURS	CIVILIAN COST	MATERIAL COST	EQUIPMENT COST	CONTRACT COST	TOTAL COST
OTHER ENGINEERING SUPPORT							
Street Sweeping	8.1	14,102	132,418	2,373			134,791
Refuse Collection	14.8	25,767	316,914	9,853			326,767
Pest Control	8.2	14,276	170,397	32,000			202,397
Janitorial/Custodial	1.1	1,915	17,438				17,438
Public Works Admin	13.5	23,504	316,929	6,307		197,480	520,716
Fish & Wildlife; Nat. Res. & Envir. Aff; Gen. Shop OH; Emerg Serv. Wk, Non R. P.; Other Maint. Serv; etc.	48.5	84,439	1,170,147	374,922	11,450	(21,126)	1,535,393

