

BO 11090.1B

88 MAY 1981

OIL AND OTHER HAZARDOUS MATERIAL SPILL CONTINGENCY PLAN


FOR

MARINE CORPS BASE, CAMP LEJEUNE, NORTH CAROLINA
MARINE CORPS AIR STATION (HELICOPTER), NEW RIVER, JACKSONVILLE, NORTH CAROLINA
MARINE CORPS HELICOPTER OUTLYING FIELD, OAK GROVE, JONES COUNTY, NORTH CAROLINA

PREPARED

OCTOBER 1980






OIL AND HAZARDOUS MATERIAL SPILL PREVENTION, CONTAINMENT, CLEANUP, AND DISPOSAL GUIDELINES

1. The prevention of oil and hazardous-material spills and the resultant environmental damage is the responsibility of all Commanders.
2. All Commanders and Department Heads will publish and prominently post directives setting forth detailed policies and procedures for the control and prevention of oil and hazardous-substance pollution specifically applicable to their organization.
3. All Commanders and Department Heads will take the following actions:
 - a. Take positive measures to prevent spills of oil and hazardous substances to include a review of the Command's maintenance and operational procedures.
 - b. Conduct frequent inspections of areas and facilities assigned to ensure compliance with published procedures.
 - c. Establish immediate action procedures for the amelioration of pollution which may result from oil and hazardous-substance spills, to include the stocking of materials required to carry out the procedures.
 - d. Ensure that all personnel within their Command are thoroughly indoctrinated regarding the environmental impact of oil and hazardous substance spills and proper disposition of oil and hazardous substances.
 - e. Encourage maximum reuse of technically contaminated fuels by multifuel-engine powered tactical vehicles.
4. The following guidelines are generally applicable to garrison operations:
 - a. Contaminated fuels which cannot be burned in tactical vehicles and other used petroleum products, except gasoline, will be collected in a tank of at least 250-gallon capacity equipped with a funnel, strainer and cover to prevent entrance into the tank of trash, water and other foreign matter. When the container requires emptying, the Officer in Charge (OIC) will notify the Base Maintenance Department (Telephone 5909). The Base Maintenance Department will dispatch a vehicle to remove the waste oil. In the event of an emergency 55-gallon drums may be used as a temporary expedient storage container for waste oil.
 - b. Waste lubrication grease will be collected, stored in suitable containers and disposed of in accordance with instructions provided by Base Maintenance Department representative. Send request via Chain of Command to the Base Maintenance Officer.
 - c. Oil-saturated soil in the vicinity of oil and petroleum storage areas should be removed to the sanitary landfill and replaced with fresh earth.
 - d. To dispose of contaminated gasoline contact the Base Fire Department (Telephone 3004).
 - e. Disposal of hazardous waste and other hazardous substances such as acids, poisons and solvents through any drainage system to include sinks, wash racks, storm drains and natural drainage systems is specifically prohibited. These products will be segregated and stored in suitable containers and will be disposed of in accordance with instructions provided by Commanding General, Marine Corps Base, Camp Lejeune.
 - f. Petroleum products containers will be disposed of at the sanitary landfill, or recycled, if appropriate, with the exception of 55-gallon drums and durable metal containers which will be disposed of through the Defense Property Disposal Officer, Building 906.
 - g. Personnel changing private owned vehicle (POV) oil on Base will use established Base Special Service facilities and deposit waste oil in one of the authorized collection tanks on Base and the Air Station.
 - h. Oil and gasoline storage containers larger than 550-gallon capacity will be diked to include a drainage line and valve which will be locked. The latter will be operated only by personnel authorized by the Unit Commander.
5. Field operations will comply with the guidance enumerated in the following subparagraphs:
 - a. All tactical refueling systems installed on Base must first be approved by the Base Maintenance Officer.
 - b. Fuel stored in tactical refueling systems will be properly diked, as required by current regulations. As a general rule, the dike must be capable of containing at least the volume of the container stored within it.
 - c. When using fuel tanker vehicles:
 - (1) Hoses, nozzles and connections will be checked frequently for serviceability to avoid leakage of fuel.
 - (2) Refueler operators will stay with the vehicle during refueling operations.
 - (3) Tanker vehicles containing fuel will be parked in such a manner as to avoid the possibility of spilled fuel entering natural or man-made drainage systems.
 - (4) During recirculation operations, nozzles will be secured to the vehicle.
 - (5) All waste petroleum products generated during field exercises will be stored (55-gallon drums, etc.) and disposal instructions obtained from the Director, Natural Resources Division, Base Maintenance Department (451-5003).





88 MAY 1981

1. Reporting Spills of Oil and Other Hazardous Substances

a. Materials Classification - The following products are examples of oil compounds or hazardous substances which must be reported if spilled on the ground or water in any amount:

Lube Oils	JP-4 & JP-5 Fuels	Paint Thinner	No. 6 Fuel Oil
Gasoline	Hydraulic Fluid	Organic Solvents	
Kerosene	Acids	Cleaning Solutions	
Lube Grease	No. 2 Fuel Oil	Poisonous Chemicals	

b. Reporting Procedures - All spills of oil or hazardous materials shall be reported immediately to the Base Fire Department Phone 3333 (on base) or 451-3333 (off base). The report shall include location (Building Number) of spill, substance spilled and the approximate amount. All spills occurring at Marine Corps Air Station (Helicopter), New River will also be reported to the Station S-4 (455-6068 - 455-6518) during normal working hours and to the Station Officer of the Day after normal working hours (455-6111).

c. Posting of Oil Spill Procedure - Signs shall be posted in every building, tank location and field service location where oil or hazardous materials are used. The sign shall have a yellow background with black lettering indicating the following information:

IN CASE OF AN OIL OR HAZARDOUS MATERIAL SPILL
CALL BASE FIRE DEPARTMENT
ON BASE 3333/OFF BASE 451-3333
NOTIFY YOUR COMMANDER/SUPERVISOR IMMEDIATELY

d. Initial Containment Procedure - Remain in area - - - Do Not Wash Down With Water - - - Keep Personnel Out of the Area - - - Block Runoff with Earth Materials to Prevent Spreading, when possible.

2. Response to Spill

a. Fire Department - Fire Department shall dispatch a regular fire fighting unit to the scene of a reported spill. The Base Fire Chief or his senior representative shall report to the scene as soon as possible. Dispatcher will immediately notify the Base Fire Chief or his senior representative who will perform the following duties:

(1) Assume the role of On-Scene Coordinator (OSC).

(2) Take all necessary immediate steps to contain the spill, eliminate any fire hazards and protect all personnel from exposure and request the assistance of the Base Safety Officer, if required (See page 4, Enclosure (2)).

(3) Notify the Natural Resources and Environmental Affairs Director (Telephone 5003) of the spill location and the nature and quantity of spilled materials.

(4) Evaluate the spill situation and request necessary logistical support from the Base Maintenance Officer to contain the spill and facilitate the cleanup and recovery of the spilled materials.

(5) OSC duties shall transfer to the Director, Natural Resources and Environmental Affairs upon his arrival at the scene. (See page 4, Enclosure (2) for Personnel and Public Safety Coordination).

b. Base Maintenance Officer

(1) Base Maintenance Officer shall maintain the inventory of materials and equipment as established in Appendix A of enclosure (2).

(2) Base Maintenance personnel shall respond immediately to the request of the OSC with men and equipment requested.

(a) Direct supervision shall be from the OSC.

(b) Maintenance personnel shall remain at the spill scene until authorized to depart by the OSC.

c. Natural Resources and Environmental Affairs Division


(1) The Director or his authorized representative shall proceed to the scene and assume the duties of the OSC. The duties shall include the following categories:

(a) Direct all containment and cleanup activities.

(b) Report oil spills that discharge into the inland waters or coastal waters to the following: Base Maintenance Officer; Assistant Chief of Staff, Facilities, Marine Corps Base; Marine Safety Officer, U. S. Coast Guard, Wilmington, North Carolina and the Environmental Regulatory Agencies, as required.

(c) Request U. S. Coast Guard assistance for spills into waters that cannot be contained promptly by joint efforts of the Fire Department and Base Maintenance crews.





(2) The Natural Resources and Environmental Affairs Division Director or his representative shall remain at the scene of the spill until all contaminant is properly contained and the danger of oil contamination of waterways is eliminated.

(3) At the conclusion of all cleanup operations, the official report submitted to the Environmental Protection Agency (EPA), Region IV, shall be prepared in accordance with requirements of Federal Water Pollution Control Act and EPA regulations in effect at the time. The report shall be transmitted to EPA through the directives of the Commanding General.

3. Spill Containment and Cleanup

a. Small Spills (less than one gallon)

(1) Cause: Gasoline or fuel oil spills at fueling locations occur by overfilling or blow back from the tank receiving the fuel.

(2) Reporting: This type of spill requires reporting to the Office of Natural Resources and Environmental Affairs (Phone 1-919-451-5003). The fuel spill must be promptly cleaned up by the person at the scene.

(3) Containment Procedures:

(a) DO NOT FLUSH INTO STORM SEWER OR DRAINAGE DITCH.

(b) Cover entire spill with sand or absorbent material from storage bin or container. Add material as liquid appears in the surface of the sand or absorbent material.

(c) Cleanup contaminated sand or absorbent material with broom and shovel placing it in a container (metal) for disposal or possible reuse. The container shall be labeled "Waste Oil Refuse".

(d) If storage bin of sand or absorbent material is less than one-half full after using, call Base Maintenance Department (3001) to inform them of the location needing additional material.

(e) Reapply a second coat of sand or absorbent material in a very light layer to assure all gasoline or fuel oils have been blotted up. Brush material back and forth over the area and then sweep up completely. This material can be replaced in the fresh storage bin rather than depositing it in the "Waste Oil Refuse" container.

b. Spills on Concrete Aprons (more than one gallon)

(1) Reporting: Call Base Fire Department

(2) Containment Procedures:

(a) DO NOT FLUSH INTO STORM SEWER OR DRAINAGE DITCH.

(b) The person on-site shall erect a two-to-three inch high sand or earth dam on the concrete or at the edge of the concrete below (downstream) the direction that the spill is flowing. This is the first step in containment.

(c) Apply sand or absorbent materials that are available around the perimeter of the spill until the Fire Department arrives. Keep other personnel away from the area.

(d) Fire Department shall continue abatement methods using equipment available until the Director of Natural Resources and Environmental Affairs Division or his representative arrives to determine further containment and cleanup requirements.

(e) Base Maintenance personnel shall install dams, straw barriers, pumping equipment and other abatement or cleanup equipment as directed by the OGC.

c. Spills on Ground (more than one gallon)

(1) Reporting: Call Base Fire Department

(2) Containment Procedures:


(a) DO NOT FLUSH INTO STORM SEWER OR DRAINAGE DITCH.

(b) The person on-site shall erect a minimum three-inch high sand or earth dam below (downstream) the direction that the spill is flowing. The dam should be made higher if the liquid pool behind the temporary dam rises to within two inches of the top. A trench or sump may be used in lieu of a dam. This is the first step in containment that must be taken promptly to prevent spreading into surface waters.

(c) Apply sand or absorbent materials that are available around the perimeter of the spill until the Fire Department arrives. Keep other personnel away from the area.

(d) Fire Department shall continue abatement methods using equipment available until the Director of Natural Resources and Environmental Affairs Division or his representative arrives to determine further containment and cleanup requirements.





(e) Base Maintenance personnel shall install dams, straw barriers, absorbents, pumping equipment and other abatement or cleanup equipment as directed by the OSC.

d. Spills Entering Storm Drainage System

(1) Reporting: Call Base Fire Department and emphasize that the liquid has entered a catch basin, manhole, drainage ditch, or any structure (pit) below ground.

(2) Containment Procedures:

(a) DO NOT ADD WATER TO FLUSH OUT STORM SEWER OR STRUCTURE.

(b) The person on-site shall attempt to erect a sand or earth dam around or cover with polyethylene or other plastic materials the manhole or catch basin to prevent further entrance of liquid into the structure. This is the first step in containment that must be taken promptly to minimize the quantity of liquid that will be discharged into surface waters.

(c) The person on-site shall apply sand or absorbent materials that may be available around the perimeter of the spill and at the manhole or catch basin until the Fire Department arrives.

(d) Base Maintenance personnel shall place oil booms across storm drains to prevent further discharge. Public Works Department will develop maps of drainage systems required for siting booms. After spill is contained, cleanup will be initiated. Action may include the following:

1 Inspect downstream manholes for evidence of oil progression toward discharge. If storm system has a very low flow, install straw barrier or absorption dam inside manhole.

2 Where practical, install plug in upstream side of manhole, to contain in the pipe system.

3 If the drainage system has an open ditch, install straw bale dams or absorption dam to collect spilled materials.

4 Isolate streets with contaminated manhole to prevent fires or explosions.

(e) The Director, Natural Resources and Environmental Affairs Division, or his representative shall determine further containment and cleanup requirements after arriving on the scene.

(f) Base Maintenance personnel shall install dams, straw barriers, absorbents, pumping equipment and other abatement and cleanup equipment as directed by the OSC.

e. Spills Entering Surface Waters

(1) Reporting: Call Base Fire Department and emphasize that the liquid was discharged directly into the surface waters.

(2) Containment Procedure:

(a) Person at the site should check the source of discharge to be assured that no further discharge can occur. Close valves, remove hose, or isolate the source from causing any further release of materials.

(b) Do not allow boats or equipment to enter the surface waters where the spill has occurred. If surface type oil absorbents are available, begin spreading this material wherever an oil skim is observed. Do not enter the water to apply this material until the Fire Department arrives.

(c) Fire Department shall continue abatement methods using equipment available until the Director of Natural Resources and Environmental Affairs Division, or his representative arrives to determine further containment and cleanup requirements.


(d) Base Maintenance personnel shall install booms, skimmers, pumps and other abatement or cleanup equipment as directed by the OSC.

4. Responsibilities for Ensuring Personnel and Public Safety

a. Overall responsibility for ensuring the safety of personnel involved in the containment and cleanup of hazardous material spill is assigned to the Base Fire Chief or his senior representative. The Base Fire Chief representative shall continue to monitor the situation and will provide required standby personnel and equipment. The Base Fire Chief representative will request the assistance of the Base Safety Officer as needed. The Base Fire Chief representative shall keep the OSC informed of any safety considerations affecting the containment and cleanup of the spill. In the event of imminent hazard to personnel involved in the spill cleanup or to the public, Base Fire Chief representative shall take appropriate action. The OSC shall assist the Base Fire Chief representative implement safety procedures required.

b. Base Safety shall dispatch a safety representative to the spill scene upon request from the Base Fire Chief representative. The Base Safety representative will remain at the scene until advised by the Base Fire Chief representative that assistance is no longer required. Base Safety representative will monitor all activity at or near the spill and make appropriate recommendations to the Base Fire Chief representative.






MATERIALS AND EQUIPMENT FOR OIL SPILL
CONTAINMENT AND COUNTERMEASURE

<u>Item No.</u>	<u>Description</u>	<u>Quantity</u>
1.	Gasoline engine driven (portable) trailer mounted diaphragm pump with sectional suction and discharge hose - minimum capacity 25 gallons per minute.	2
2.	Sectional aluminum oil boom	
3.	Inflatable oil barrier, Whittaker Expandi self-inflating	300 L. F.
4.	Collapsible bag for field filling of collected oil-250 gallon capacity	2
5.	Oil skimmer (portable) type for water floating oil pick-up	1
6.	Baled hay or straw with wire or nylon baling (located at strategic areas)	200 Bales
7.	Steel fence stakes (6 feet long)	50 each
8.	Woven wire mesh (chicken wire) 3ft. width 4ft. width	200 L.F. 100 L.F.
9.	Sledge hammer - 10 lb. 5 lb. 2½ lb.	3 5 5
10.	Shovels - Long handle round point Long handle flat blade Short handle round point Short handle flat point	5 5 5 5
11.	Oil Absorbent Compound - for water spill clean up	2000 lbs.
12.	Oil Absorbent Compound for ground spill clean up - Randustrial P-218 Oil Absorbent (55-gallon drum)	25 drums
13.	Nylon rope - ½" diameter ¾" diameter 3/4" diameter	200 L.F. 400 L.F. 400 L.F.
14.	Oil Sorbent Material - 3M, Conwed or Grefco	500 lb.





RECENTLY CITED VIOLATIONS (26/27 JUNE 1986, EPA INSPECTION)
APPLICABLE TO HAZARDOUS WASTE GENERATION AND HANDLING SITES:

- ✓ 1. Failure to provide personnel training.
- ✓ 2. Failure to maintain written job descriptions and training record
- 3. Failure to post site specific spill contingency plans.
- 4. Failure to perform weekly inspections.
- 5. Failure to properly label containers.
- 6. Failure to properly date containers.
- 7. Failure to dispose of hazardous waste within 90 days.
8. Improper storage of empty batteries (i.e., storage upside down so as to allow leakage to environment).

HAZARDOUS WASTE MANAGEMENT OBJECTIVES

1. To minimize dumping of solvents into waste oil.
2. To minimize the number of sites where hazardous wastes are generated and stored.
3. To make personnel working at sites where hazardous wastes are handled and stored aware of special requirement which must be addressed if compliance with EPA regulations is to be maintained.
4. To minimize the number of people routinely handling hazardous wastes.
5. That personnel routinely working around hazardous waste and hazardous materials know what to do in case of spill or other emergency.
6. That supervisors/NCO's/SNCO's/Officers responsible for hazardous waste management are capable of showing EPA inspectors around their work areas, explaining the hazardous waste activity carried out in the work area, and demonstrating to the inspector that the shops have hazardous waste management under control.
7. That each battalion/separate company commander establishes internal inspections and other management controls on hazardous waste handling required to provide satisfactory compliance with hazardous waste regulations.
8. That appropriate disciplinary action be taken against personnel refusing to satisfactorily comply with hazardous waste regulations.



