Mrs Butler 516305172 has a good copy of this

Info I VGB BEF II Jus MCP

DEPARTMENT OF THE NAVY
HEADQUARTERS UNITED STATES MARINE CORPS
WASHINGTON, D. C 20380
NORMAL

File fire extinguisher equip file. VGB

MI-11240-25/18
22 Oct 1979

U.S. MARINE CORPS MODIFICATION INSTRUCTION

INSTALLATION OF FIRE EXTINGUISHER AND BRACKET TACTICAL MOTOR TRANSPORT VEHICLES

1. Purpose. To provide instructions for installing a fire extinguisher and bracket in tactical motor transport vehicles.

2. Information. Unit commanders will designate the type of fire extinguisher and bracket to be installed in tactical vehicles, as determined by the mission of the vehicle and the type of explosives to be transported. Purchase of fire extinguishers is using unit responsibility.

3. Major Items Affected

Description	NSN	TAM No.	I.D. No.
TRUCK, Utility, 1/4-Ton, 4X4, M151 Series			
TRUCK, Ambulance, 1/4-Ton, 4X4, M718A1 Series	2310-00-177-9256	D0890	05865B
TRUCK, Cargo, 1 1/4-Ton, 6X6, M561	2320-00-873-5407	D1020	05989A
TRUCK, Ambulance, 1 1/4-Ton, 6X6, M792	2310-00-832-9907	D1000	06633A
TRUCK, 2 1/2-Ton, 6X6, "M" Series			
TRUCK, Dump, 5-Ton, 6X6, wo/wn, M51A2	2320-00-055-9262	D1070	00659B
TRUCK, Tractor, 5-Ton, 6X6, wo/wn, M52A2	2320-00-055-9260	D1130	00665B
TRUCK, Cargo, 5-Ton, 6X6, wo/wn, M54A2C	2320-00-761-2854	D1050	00660D
TRUCK, Cargo, 5-Ton, 6X6, wo/wn, M55A2	2320-00-902-3416	D1060	00661C
TRUCK, Wrecker, 5-Ton, 6X6, M543A2	2320-00-055-9258	D1210	03399B
TRUCK, Tractor, 10-Ton, 6X6, M123A1C	2320-00-226-6081	D1140	04212A

Description	NSN	TAM No.	I.D. No.
TRUCK, Tractor, 10-Ton, 6X6, M123E2	2320-00-879-6177	D1143	04212B

4. Materiel Affected

a. Materiel Required

Description	NSN	PN	Qty.
SCREW, Machine, 10-24 X 5/8-Inch UNC	5305-00-984-6211	MS35206-264	4
WASHER, Flat	5310-00-809-8546	MS27183-8	8
NUT, Self-Locking, Hex 10-24, UNC	5310-00-689-3877	MS17829-3C	4
BRACKET, Fire Extinguisher, 2 1/2-Lb	4210-01-074-0614	817/54905	1 CMD NOV 79 SGCD EA 1.05 DSYDM
BRACKET, Fire Extinguisher, 5-Lb	4210-00-383-7127	7357009	1 CMD NOV 79 SGCD EA .93 MC/DP
EXTINGUISHER, Fire, Dry Chemical, 2 1/2-Lb	4210-00-889-2221	0-E-915	1 MLR01
EXTINGUISHER, Fire, Dry Chemical, 5-Lb	4210-00-775-0127	0-E-915	1 MLR01

5. Skill and Time Required. Organizational automotive mechanic or technician with equivalent skills, .5-hour.

6. Modification Procedures

a. M151 Series 1/4-Ton Utility Truck and M718 Series 1/4-Ton Ambulance Truck

(1) Drill four 13/64-inch holes for 10-24 X 5/8 UNC inch screws in locations as shown in figure 1, using the mount bracket as a template.

(2) Position the mounting bracket for the appropriate type fire extinguisher, and secure it to the floor, using four Screws (NSN 5305-00-984-6211), four Flatwashers (NSN 5310-00-809-8546), and four Self-Locking Nuts (NSN 5310-00-689-3877).

b. M561 1 1/4-Ton Cargo Truck and M792 1 1/4-Ton Ambulance Truck

(1) Drill four 13/64-inch holes for 10-24 X 5/8 UNC inch screws in locations as shown in figure 1, using the mount bracket as a template.

(2) Position the mounting bracket for the appropriate type fire extinguisher, and secure it to the left front fender, using four Screws (NSN 5305-00-984-6211), four Flatwashers (NSN 5310-00-809-8546), and four Self-Locking Nuts (NSN 5310-00-689-3877).

c. 2 1/2-, 5-, and 10-Ton Series Trucks

(1) Drill four 13/64-inch holes for 10-24 X 5/8 UNC inch screws in locations as shown in figure 1, using the mount bracket as a template.

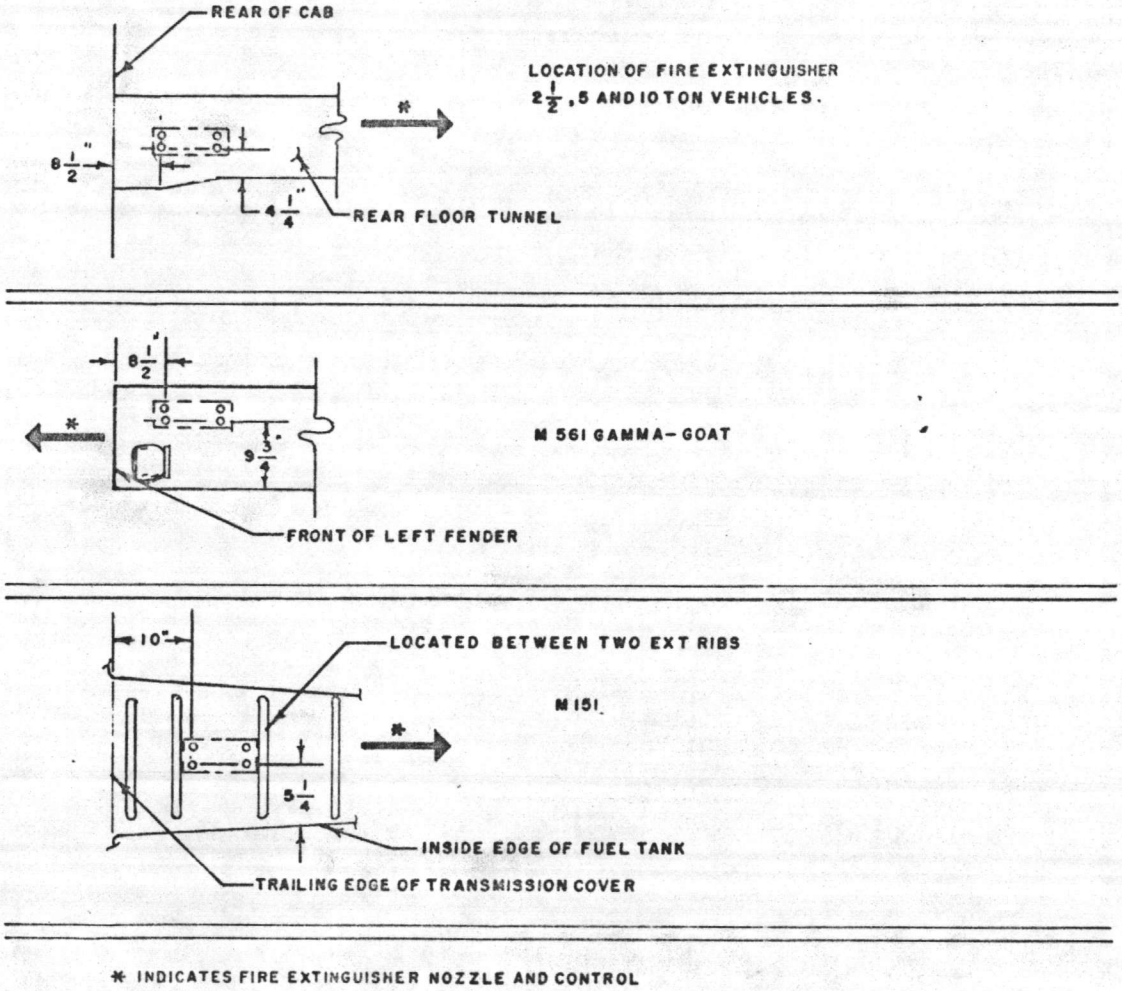

Figure 1. Fire Extinguisher Bracket Location

(2) Position the mounting bracket for the appropriate type fire extinguisher, and secure it to the floor tunnel, using four Screws (NSN 5305-00-984-5211), four Flatwashers (NSN 5310-00-809-8546), and four Self-Locking Nuts (NSN 5310-00-689-3877).

d. The photographs of 2 1/2- and 5-pound fire extinguishers, with mount brackets (figures 2 through 7) show the physical locations in the tactical motor transport vehicles.

7. Recording and Reporting the Modification

a. Record the modification in accordance with the current edition of TM-4700-15/1. Engraving or application of the tape with the MI number is not required.

THE FOLLOWING

DOCUMENT IMAGE(S)

WERE POOR QUALITY IN THE

ORIGINAL PAPER FORMAT



Figure 2. 2 1/2-Pound Extinguisher Located in the M151 Truck



Figure 3. 5-Pound Extinguisher Located in the M151 Truck

Figure 4. 2 1/2-Pound Extinguisher Located in the M561 Truck



Figure 5. 5-Pound Extinguisher Located on the M561 Truck



Figure 6. 2 1/2-Pound Extinguisher Located on the 2 1/2-, 5-, and 10-Ton Trucks



Figure 7. 5-Pound Extinguisher Located on the 2 1/2-, 5-, and 10-Ton Trucks

b. Report the modification as directed by the current edition of MCO P4400.84, or MCO 4790.5 for those units supported by the Field Maintenance Subsystem Automated Information System.

BY DIRECTION OF THE COMMANDANT OF THE MARINE CORPS

OFFICIAL

M. A. MILLER
Colonel, U.S. Marine Corps
Deputy Director, Materiel Division
Installations and Logistics Department

DISTRIBUTION: AO plus 7734 (1)

Copy to: 7000161 (25)