

**PLUMBING SCHEDULE**

SYMBOL	DESCRIPTION OF WORK
•	Existing Clean-outs. Provide extension and plug. See Detail 'A', This Drawing.
○	Existing Floor Drains. Remove Old Strainers From Drains. Provide Strainers. Adjust To New Fin. Floor Elev. 7" Dia. Top.
●	Existing Drain Not To Be Raised In The New Tile Area. See Detail 'B' This Drawing.

△ - Applies to above items located in bldg. 424. See note "1" below.

**Notes:**

- The Number Shown By Each Plumbing Symbol On The Plan Refers To The Number Of Mess Halls With This Floor Plan With Fixtures In That Location.
- Each Apparent Drain Shall Be Checked To Determine Whether It Is A Drain With Trap Or Clean-out And The Proper Filling Provided.
- All Strainers Shall Be Extra Heavy.
- 1/2" pipe spacers 2 1/2" long shall be provided under the base of equipment to be anchored. See schedule below.

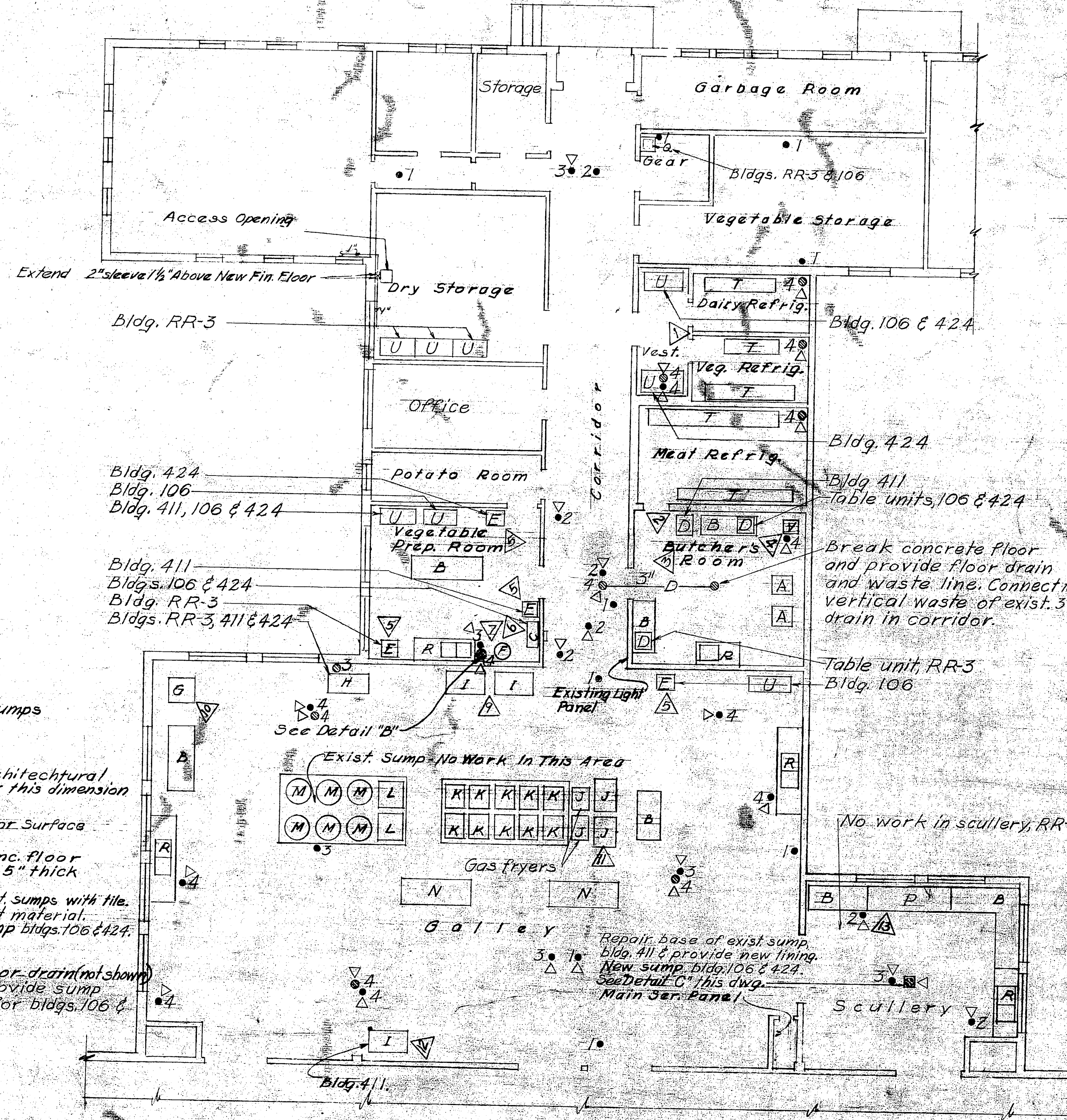
**EXISTING EQUIPMENT LAY-OUT SCHEDULE**

SYMBOL	EQUIPMENT	DESCRIPTION OF WORK
A	Meat Block	
B	Table	
C	Ice Crusher	See Elec. Schedule. Anchor.
D*	Meat Grinder	" " " " " " " " " " " "
E	Veg. Chopper	" " " " " " " " " " " "
F	Veg. Peeler	" " " " " " " " " " " "
G	Mixer	" " " " " " " " " " " "
H	Proof Box	Steam, Condensate Return & Hot Water Connections.
I	Elec. Bake Oven	See Elec. Schedule.
J	Deep Fat Fryer	See elec. schedule.
K	Oven Griddle	1/2" gas connections.
L	Steamers	1/2" gas connections.
M	Kettles	
N	Pot Rack	
P	Dish Washer	See Elec. Schedule. Steam, Hot & Cold Water, Drainage connections and hood exhaust duct connections. Reinstallation by Gov.
Q	Service Sink	Hot & cold water and drainage connections.
R	Scullery Sink	Hot, Cold Water & Drain Connections.
T	Storage Rack	
U	Refrigerator	Plug-in type.
V	Meat Saw	See Elec. Schedule. Anchor.

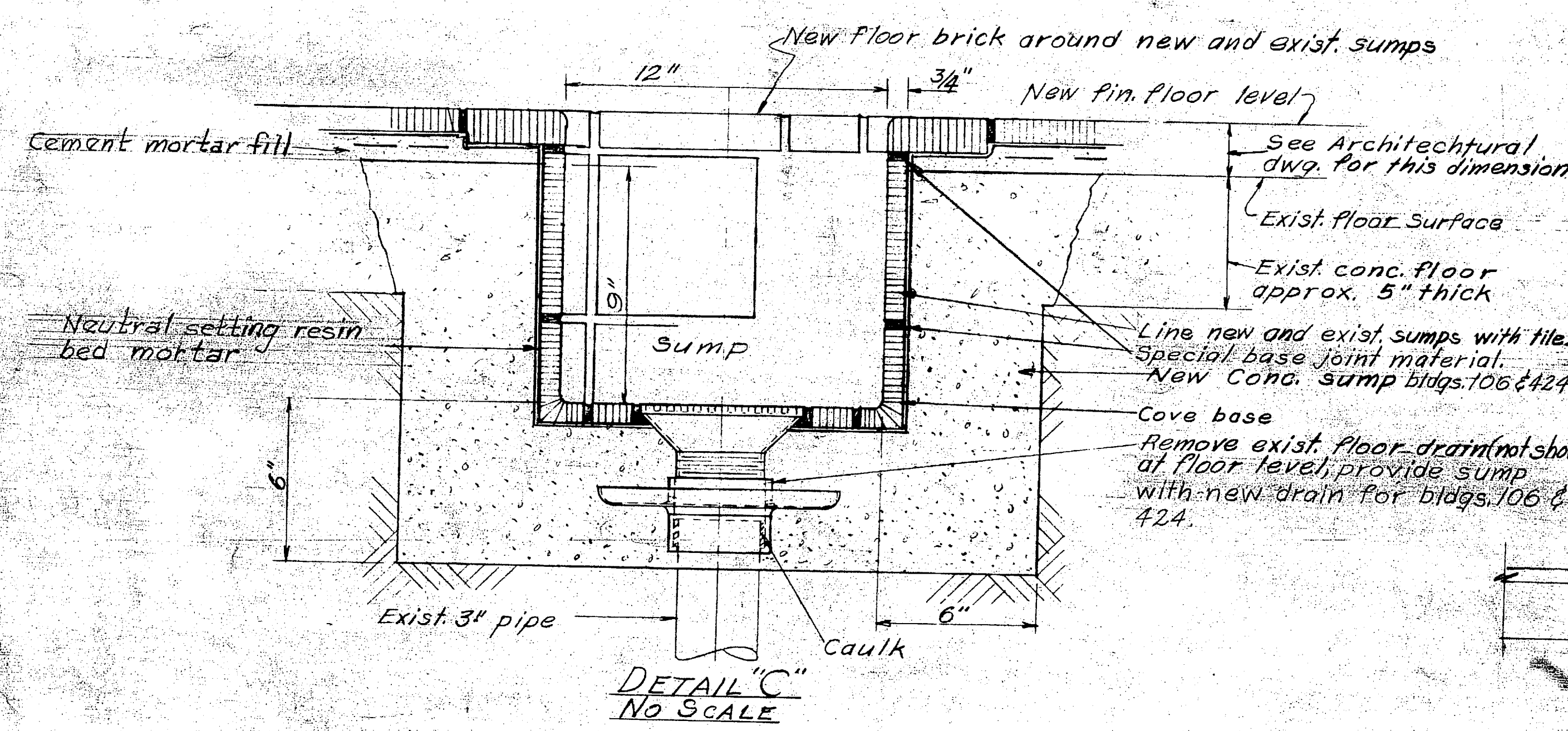
\* Table units are not to be anchored. See plan.

**ELECTRICAL WORK SCHEDULE**

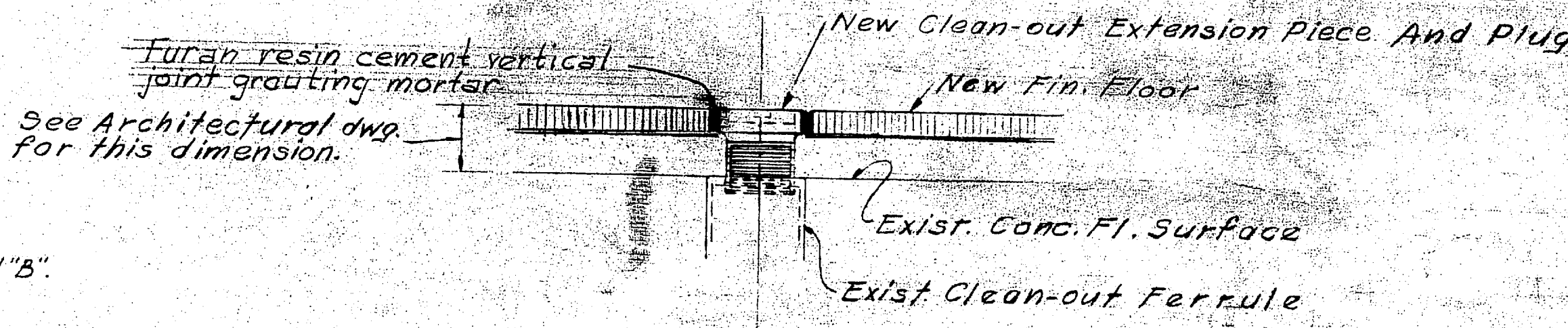
SYMBOL	DESCRIPTION OF WORK
△	Remove Single Pole Switches, Partial Boxes & conduit. Provide new concealed in new construction.
△	Remove Switch For Meat Pack Room. Retrace to clear new floor.
△	Disconnect Meat Grinder - Reconnect After Installation Of New Floor Tile.
△	Disconnect Meat Saw - Reconnect After Installation Of New Floor Tile.
△	Disconnect Veg. Chopper - Reconnect After Installation Of New Floor Tile.
△	Disconnect Ice Crusher - Reconnect After Installation Of New Floor Tile.
△	Disconnect Veg. Peeler - Reconnect After Installation Of New Floor Tile.
△	Disconnect Deep Fat Fryers - Shorten Conduit And Reconnect.
△	Disconnect Oven - Shorten Conduit And Reconnect.
△	Disconnect dish washer (conduit on wall), reinstallation by government forces.



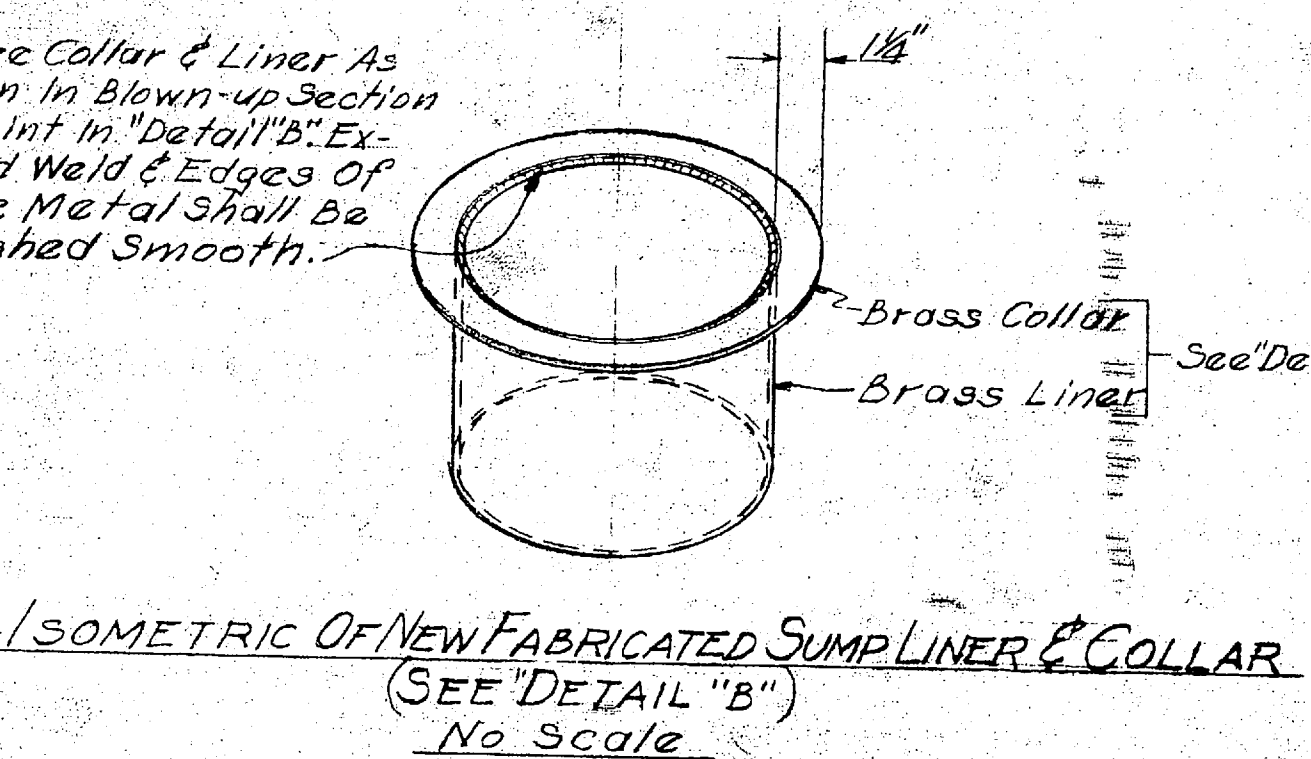
**PART FLOOR PLAN FOR MESS HALLS, BLDGS. RR-3, 106, 411 & 424.**  
Scale: 1/8" = 1'-0"



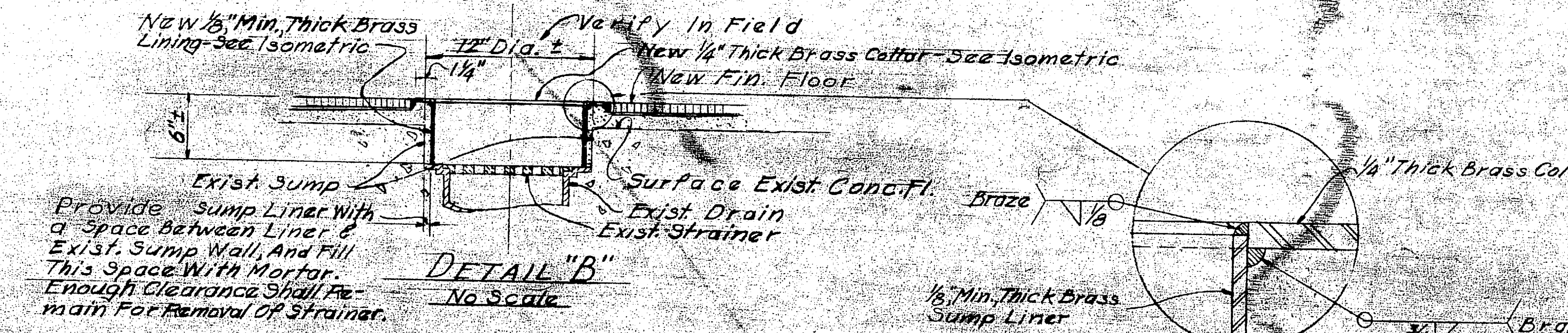
**DETAIL 'C'**  
No Scale




**DETAIL 'A'**  
No Scale



**ISOMETRIC OF NEW FABRICATED SUMP LINER & COLLAR**  
(SEE DETAIL 'B')  
No Scale



**DETAIL 'B'**  
No Scale



SATISFACTORY TO  
*[Signature]*  
THE COMMANDING GENERAL  
MARINE CORPS BASE, CAMP LEJEUNE, N.C.  
DATE: 12/24/62

REVISION	DATE	APPROVED	DESCRIPTION	BY
A	12/24/62	[Signature]	BLDG 211 SUBSTITUTED FOR 411 ON CONTR. A-B	EWB

P W DRAWING NO. **12162**

**MARINE CORPS BASE**  
CAMP LEJEUNE, N. C.  
ATLANTIC DIV. BUREAU OF YARDS & DOCKS, NORFOLK II, VA.

**RESTORATION OF FLOORS**  
FOOD PREPARATION AREAS, 4th INCR.

**MESSHALLS NOS. RR-3, 106, 411 & 424**  
**ELECTRICAL AND PLUMBING**  
**PLANS AND DETAILS**

APPROVED: *[Signature]* DATE: 12/24/62  
PUBLIC WORKS OFFICER

APPROVED FOR BUREAU OF YARDS & DOCKS: *[Signature]* SCALE: GRAPHIC SPEC: 48721/62  
FOR CHIEF OF BUREAU: *[Signature]* SHEET 5 OF 6 NBY 46721  
DATE: 5 DEC 1962 Y & D DRAWING NO. **859362**

