

FACSO RPT/SYM NO 9593/F75EAR16  
ACTIVITY DETAIL FOR UIC.....M67001  
MAJOR CLAIMANT....MARCORPS  
SUB CLAIMANT.....MARCORPS

ENERGY AUDIT REPORT  
PROGRESS SUMMARY  
PREPARED BY...NAVAL ENERGY AND ENVIRONMENTAL SUPPORT ACTIVITY

DATE.....01 DEC 87  
EFD.....LANTDIV

ACTIVITY UIC.....M67001 MARINE ACTIVITY  
ACTIVITY NAME.....MCB CAMP LEJEUNE NC

	CURRENT QTR	PREVIOUS QTR	PERCENT DIF
ADJUSTED MBTU/KSF PROGRESS (LATEST 12 MONTHS PERFORMANCE AS COMPARED TO FY85) .....	-3.11%	-4.08%	0.97%
INTERIM GOAL.....	-2.40%		
PERFORMANCE FROM FY75 TO FY85.....	-10.87%		

```
*****  
*  
* YOUR ACTIVITY(S) MET THE INTERIM GOAL OF -2.40% YOU AVOIDED $114,452 *  
*  
* ENERGY COST ON YOUR BILL FOR THE LATEST 12 MONTHS *  
*  
*  
*****
```



FACSO RPT/SYM NO 9593/F75EAR16  
 ACTIVITY DETAIL FOR UIC.....M67001  
 MAJOR CLAIMANT....MARCORPS  
 SUB CLAIMANT.....MARCORPS

ENERGY AUDIT REPORT  
 12-MONTH SUMMARY  
 PREPARED BY...NAVAL ENERGY AND ENVIRONMENTAL SUPPORT ACTIVITY

DATE.....01 DEC 87  
 EFD.....LANTDIV

ACTIVITY UIC.....M67001 MARINE ACTIVITY  
 ACTIVITY NAME.....MCB CAMP LEJEUNE NC

DATE	ENERGY TYPE	<-----ACTUAL CONSUMPTION TOTALS----->				% CHG	% BY FUEL	<-----COST TOTALS----->	
		<----FY85 BASELINE----> MWH	MBTU	<-----CURRENT-----> MWH	MBTU			COST DOLLARS	UNIT COST
TWELVE MONTH SUMMARY									
	ELECTRICITY	177,165	604,663	193,057	658,905	8.97%	25.73%	\$9,207,668	\$47.69
	FUEL OILS		949,878		1,193,757	25.67%	46.61%	\$4,874,441	\$4.08
	PROPANE GAS		21,819		18,773	-13.96%	0.73%	\$94,491	\$5.03
	COAL		964,676		689,859	-28.49%	26.93%	\$1,501,814	\$2.18
	--> 12 MO TOTAL	177,165	2,541,036	193,057	2,561,294	0.80%	100.00%	\$15,678,414	

TWELVE MONTH \*ADJUSTED CONSUMPTION 2,532,272 FOR: (WEATHER)

\* YOUR FORMULA FOR ADJUSTED CONSUMPTION TOTAL:  
 MBTU ADJ = MBTU CUR + (C1 (CDD BAS - CDD CUR) + C2 (HDD BAS - HDD CUR)) + ... + C10 (VAR-B - VAR-C)

C1= 14.5341 CDD-B=.....2046 CDD-C=.....2178  
 C2= 255.6844 HDD-B=.....2492 HDD-C=.....2598

THOUSAND SQUARE FEET SUMMARY


	FY85	FY87	% CHANGE
CLASS 2 (NFADB).....	15,053	15,493	
OTHER.....	464	468	
TOTAL.....	15,517	15,960	2.85%

PROGRESS SUMMARY

	MBTU/KSF	% CHANGE
BASELINE.....	163.76	
ACTUAL CURRENT.....	160.48	-2.00%
ADJUSTED CURRENT..	158.66	-3.11%

ELECTRICITY CONVERSION FACTOR IS: MBTU = 3.413 X MWH







FACSO RPT/SYM NO 9593/F75EAR16  
 ACTIVITY DETAIL FOR UIC.....M67001  
 MAJOR CLAIMANT....MARCORPS  
 SUB CLAIMANT.....MARCORPS

ENERGY AUDIT REPORT  
 DETAIL

DATE.....01 DEC 87


PREPARED BY...NAVAL ENERGY AND ENVIRONMENTAL SUPPORT ACTIVITY

EFD.....LANTDIV

ACTIVITY UIC.....M67001 MARINE ACTIVITY  
 ACTIVITY NAME.....MCB CAMP LEJEUNE NC

ELECTRICITY	DATE	<-----TOTAL CONSUMPTION----->		% CHG	NAVY FUNDED CONSUMPTION	COST DOLLARS	NAVY FUNDED COST	UNIT COST
		<--BASELINE--> ACTUAL MWH	<--CURRENT--> ACTUAL MWH					
1ST QTR FY-87	OCT 86	14,167	15,322	8.1%	0	\$749,555	\$0	\$48.92
	NOV 86	12,372	14,947	20.8%	0	\$682,072	\$0	\$45.63
	DEC 86	12,139	12,578	3.6%	0	\$463,831	\$0	\$36.88
	-->QTR TOT	38,678	42,847	10.7%	0	\$1,895,458	\$0	\$44.24
2ND QTR FY-87	JAN 87	16,680	15,510	-7.0%	0	\$689,474	\$0	\$44.45
	FEB 87	10,739	12,900	20.1%	0	\$468,415	\$0	\$36.31
	MAR 87	11,825	13,814	16.8%	0	\$612,144	\$0	\$44.31
	-->QTR TOT	39,244	42,224	7.5%	0	\$1,770,033	\$0	\$41.92
3RD QTR FY-87	APR 87	11,098	11,171	0.6%	0	\$440,812	\$0	\$39.46
	MAY 87	15,437	16,156	4.6%	0	\$726,994	\$0	\$45.00
	JUN 87	20,328	19,748	-2.8%	0	\$1,055,255	\$0	\$53.44
	-->QTR TOT	46,863	47,075	0.4%	0	\$2,223,061	\$0	\$47.22
4TH QTR FY-87	JUL 87	19,733	21,544	9.1%	0	\$1,107,328	\$0	\$51.40
	AUG 87	18,973	21,614	13.9%	0	\$1,213,926	\$0	\$56.16
	SEP 87	13,674	17,753	29.8%	0	\$997,862	\$0	\$56.21
	-->QTR TOT	52,380	60,911	16.2%	0	\$3,319,116	\$0	\$54.49
FUEL OILS		-----MBTU-----		-----MBTU-----				
1ST QTR FY-87	OCT 86	70,354	65,639	-6.7%	0	\$313,341	\$0	\$4.77
	NOV 86	99,482	84,760	-14.8%	0	\$411,667	\$0	\$4.86
	DEC 86	110,724	116,703	5.4%	0	\$558,532	\$0	\$4.79
	-->QTR TOT	280,560	267,102	-4.8%	0	\$1,283,540	\$0	\$4.81
2ND QTR FY-87	JAN 87	146,765	133,790	-8.8%	0	\$638,532	\$0	\$4.77
	FEB 87	125,273	127,862	2.0%	0	\$611,388	\$0	\$4.78
	MAR 87	101,132	118,692	17.3%	0	\$552,856	\$0	\$4.66
	-->QTR TOT	373,170	380,344	1.9%	0	\$1,802,776	\$0	\$4.74
3RD QTR FY-87	APR 87	69,741	80,493	15.4%	0	\$275,387	\$0	\$3.42
	MAY 87	47,251	80,026	69.3%	0	\$195,636	\$0	\$2.44
	JUN 87	42,946	106,188	147.2%	0	\$247,477	\$0	\$2.33
	-->QTR TOT	159,938	266,707	66.7%	0	\$718,500	\$0	\$2.69
4TH QTR FY-87	JUL 87	46,370	104,182	124.6%	0	\$239,948	\$0	\$2.30
	AUG 87	46,743	71,067	52.0%	0	\$333,738	\$0	\$4.70
	SEP 87	43,097	104,355	142.1%	0	\$495,939	\$0	\$4.75
	-->QTR TOT	136,210	279,604	105.2%	0	\$1,069,625	\$0	\$3.83

FM001/25NOV87



FACSO RPT/SYM NO 9593/F75EAR16  
 ACTIVITY DETAIL FOR UIC.....M67001  
 MAJOR CLAIMANT....MARCORPS  
 SUB CLAIMANT.....MARCORPS

DATE.....01 DEC 87  
 EFD.....LANTDIV

ENERGY AUDIT REPORT  
 DETAIL  
 PREPARED BY...NAVAL ENERGY AND ENVIRONMENTAL SUPPORT ACTIVITY

ACTIVITY UIC.....M67001 MARINE ACTIVITY  
 ACTIVITY NAME.....MCB CAMP LEJEUNE NC

		<-----TOTAL CONSUMPTION----->		% CHG	NAVY FUNDED CONSUMPTION	COST DOLLARS	NAVY FUNDED COST	UNIT COST
		<---BASELINE--->	<---CURRENT--->					
DATE		MBTU	MBTU					
PROpane GAS -----								
1ST QTR FY-87	OCT 86	1,530	661	-56.8%	0	\$4,091	\$0	\$6.19
	NOV 86	1,862	1,901	2.0%	0	\$11,573	\$0	\$6.09
	DEC 86	2,462	1,922	-21.9%	0	\$9,303	\$0	\$4.84
	-->QTR TOT	5,854	4,484	-23.4%	0	\$24,967	\$0	\$5.57
2ND QTR FY-87	JAN 87	2,235	2,740	22.6%	0	\$13,322	\$0	\$4.86
	FEB 87	3,373	1,982	-41.2%	0	\$9,666	\$0	\$4.88
	MAR 87	1,690	2,792	65.2%	0	\$13,544	\$0	\$4.85
	-->QTR TOT	7,298	7,514	2.9%	0	\$36,532	\$0	\$4.86
3RD QTR FY-87	APR 87	2,128	900	-57.7%	0	\$4,347	\$0	\$4.83
	MAY 87	1,288	1,416	9.9%	0	\$6,896	\$0	\$4.87
	JUN 87	1,088	847	-22.1%	0	\$4,149	\$0	\$4.90
	-->QTR TOT	4,504	3,163	-29.7%	0	\$15,392	\$0	\$4.87
4TH QTR FY-87	JUL 87	1,300	1,018	-21.6%	0	\$4,967	\$0	\$4.88
	AUG 87	1,124	1,265	12.5%	0	\$6,180	\$0	\$4.89
	SEP 87	1,739	1,329	-23.5%	0	\$6,453	\$0	\$4.86
	-->QTR TOT	4,163	3,612	-13.2%	0	\$17,600	\$0	\$4.87
COAL -----								
1ST QTR FY-87	OCT 86	59,273	55,689	-6.0%	0	\$121,548	\$0	\$2.18
	NOV 86	100,021	82,535	-17.4%	0	\$180,123	\$0	\$2.18
	DEC 86	110,555	117,523	6.3%	0	\$256,453	\$0	\$2.18
	-->QTR TOT	269,849	255,747	-5.2%	0	\$558,124	\$0	\$2.18
2ND QTR FY-87	JAN 87	144,885	116,072	-19.8%	0	\$253,288	\$0	\$2.18
	FEB 87	123,280	104,756	-15.0%	0	\$228,614	\$0	\$2.18
	MAR 87	100,409	92,622	-7.7%	0	\$202,116	\$0	\$2.18
	-->QTR TOT	368,574	313,450	-14.9%	0	\$684,018	\$0	\$2.18
3RD QTR FY-87	APR 87	70,851	60,667	-14.3%	0	\$132,383	\$0	\$2.18
	MAY 87	41,080	30,453	-25.8%	0	\$66,560	\$0	\$2.19
	JUN 87	57,082	0	-100.0%	0	\$0	\$0	\$0.00
	-->QTR TOT	169,013	91,120	-46.0%	0	\$198,943	\$0	\$2.18
4TH QTR FY-87	JUL 87	54,580	0	-100.0%	0	\$0	\$0	\$0.00
	AUG 87	54,299	28,484	-47.5%	0	\$58,576	\$0	\$2.06
	SEP 87	48,361	1,058	-97.8%	0	\$2,153	\$0	\$2.03
	-->QTR TOT	157,240	29,542	-81.2%	0	\$60,729	\$0	\$2.06





FACSO RPT/SYM NO 9593/F75EAR16  
 ACTIVITY DETAIL FOR UIC.....M67001  
 MAJOR CLAIMANT....MARCORPS  
 SUB CLAIMANT.....MARCORPS

ENERGY AUDIT REPORT  
 WEATHER DETAIL  
 PREPARED BY...NAVAL ENERGY AND ENVIRONMENTAL SUPPORT ACTIVITY

DATE.....01 DEC 87  
 EFD.....LANTDIV

ACTIVITY UIC.....M67001 MARINE ACTIVITY  
 ACTIVITY NAME.....MCB CAMP LEJEUNE NC

ENERGY FACTORS DATE	CURRENT WEATHER (DEGREE DAYS)		BASELINE WEATHER (DEGREE DAYS)	
	COOLING	HEATING	COOLING	HEATING
1ST QTR FY-87 OCT	166	67	135	12
NOV	51	204	8	361
DEC	7	516	0	344
---QTR TOT	224	787	143	717
2ND QTR FY-87 JAN	0	630	0	802
FEB	0	561	0	552
MAR	2	418	19	311
---QTR TOT	2	1609	19	1665
3RD QTR FY-87 APR	20	179	97	97
MAY	198	23	182	12
JUN	396	0	396	0
---QTR TOT	614	202	675	109
4TH QTR FY-87 JUL	511	0	485	0
AUG	495	0	422	0
SEP	332	0	302	1
---QTR TOT	1338	0	1209	1





FACSO RPT/SYM NO 9593/F75EAR16  
 ACTIVITY DETAIL FOR UIC.....M67001  
 MAJOR CLAIMANT....MARCORPS  
 SUB CLAIMANT.....MARCORPS

ENERGY AUDIT REPORT  
 QUARTER SUMMARY

DATE.....01 DEC 87

PREPARED BY...NAVAL ENERGY AND ENVIRONMENTAL SUPPORT ACTIVITY

EFD.....LANTDIV

ACTIVITY UIC.....M67001 MARINE ACTIVITY  
 ACTIVITY NAME.....MCB CAMP LEJEUNE NC

		<-----TOTAL CONSUMPTION----->									
		<-----BASELINE----->				<-----CURRENT----->					
DATE	ENERGY TYPE	MWH	MBTU	MWH	MBTU	% CHG	% BY FUEL	COST DOLLARS	UNIT COST		
QUARTER SUMMARY											
1ST QTR FY87 OCT-DEC 86	ELECTRICITY	38,678	132,008	42,847	146,237	10.78%	21.71%	\$1,895,458	\$44.24		
	FUEL OILS		280,560		267,102	-4.80%	39.65%	\$1,283,540	\$4.81		
	PROPANE GAS		5,854		4,484	-23.40%	0.67%	\$24,967	\$5.57		
	COAL		269,849		255,747	-5.23%	37.97%	\$558,124	\$2.18		
	-->QTR TOTAL	38,678	688,271	42,847	673,570	-2.14%	100.00%	\$3,762,089			
2ND QTR FY87 JAN-MAR 87	ELECTRICITY	39,244	133,940	42,224	144,111	7.59%	17.05%	\$1,770,033	\$41.92		
	FUEL OILS		373,170		380,344	1.92%	44.99%	\$1,802,776	\$4.74		
	PROPANE GAS		7,298		7,514	2.96%	0.89%	\$36,532	\$4.86		
	COAL		368,574		313,450	-14.96%	37.08%	\$684,018	\$2.18		
	-->QTR TOTAL	39,244	882,982	42,224	845,419	-4.25%	100.00%	\$4,293,359			
3RD QTR FY87 APR-JUN 87	ELECTRICITY	46,863	159,942	47,075	160,667	0.45%	30.80%	\$2,223,061	\$47.22		
	FUEL OILS		159,938		266,707	66.76%	51.13%	\$718,500	\$2.69		
	PROPANE GAS		4,504		3,163	-29.77%	0.61%	\$15,392	\$4.87		
	COAL		169,013		91,120	-46.09%	17.47%	\$198,943	\$2.18		
	-->QTR TOTAL	46,863	493,397	47,075	521,657	5.73%	100.00%	\$3,155,896			
4TH QTR FY87 JUL-SEP 87	ELECTRICITY	52,380	178,773	60,911	207,890	16.29%	39.93%	\$3,319,116	\$54.49		
	FUEL OILS		136,210		279,604	105.27%	53.70%	\$1,069,625	\$3.83		
	PROPANE GAS		4,163		3,612	-13.24%	0.69%	\$17,600	\$4.87		
	COAL		157,240		29,542	-81.21%	5.67%	\$60,729	\$2.06		
	-->QTR TOTAL	52,380	476,386	60,911	520,648	9.29%	100.00%	\$4,467,070			

FISCAL YEAR TO DATE SUMMARY-----

	ELECTRICITY	177,165	604,663	193,057	658,905	8.97%	25.73%	\$9,207,668	\$47.69	
	FUEL OILS		949,878		1,193,757	25.67%	46.61%	\$4,874,441	\$4.08	
	PROPANE GAS		21,819		18,773	-13.96%	0.73%	\$94,491	\$5.03	
	COAL		964,676		689,859	-28.49%	26.93%	\$1,501,814	\$2.18	
	--> 12 MO TOTAL	177,165	2,541,036	193,057	2,561,294	0.80%	100.00%	\$15,678,414		



FACSO RPT/SYM NO 9593/F75EAR16  
ACTIVITY DETAIL FOR UIC.....M67001  
MAJOR CLAIMANT....MARCORPS  
SUB CLAIMANT.....MARCORPS

ENERGY AUDIT REPORT  
PROGRESS SUMMARY  
PREPARED BY...NAVAL ENERGY AND ENVIRONMENTAL SUPPORT ACTIVITY


DATE.....22 SEP 87  
EFD.....LANTDIV

ACTIVITY UIC.....M67001 MARINE ACTIVITY  
ACTIVITY NAME.....MCB CAMP LEJEUNE NC

	CURRENT QTR	PREVIOUS QTR	PERCENT DIF
ADJUSTED MBTU/KSF PROGRESS (LATEST 12 MONTHS PERFORMANCE AS COMPARED TO FY85) .....	-4.08%	-4.34%	0.26%
INTERIM GOAL.....	-2.10%		
PERFORMANCE FROM FY75 TO FY85.....	-10.87%		

```
*****  
*  
*  
* YOUR ACTIVITY(S) MET THE INTERIM GOAL OF -2.10% YOU AVOIDED $318,153 *  
*  
* ENERGY COST ON YOUR BILL FOR THE LATEST 12 MONTHS *  
*  
*  
*****
```





FACSO RPT/SYM NO 9593/F75EAR16  
 ACTIVITY DETAIL FOR UIC.....M67001  
 MAJOR CLAIMANT....MARCORPS  
 SUB CLAIMANT.....MARCORPS

ENERGY AUDIT REPORT  
 12-MONTH SUMMARY

DATE.....22 SEP 87  
 EFD.....LANTDIV

PREPARED BY...NAVAL ENERGY AND ENVIRONMENTAL SUPPORT ACTIVITY

ACTIVITY UIC.....M67001 MARINE ACTIVITY  
 ACTIVITY NAME.....MCB CAMP LEJEUNE NC

DATE	ENERGY TYPE	ACTUAL CONSUMPTION TOTALS				% CHG	% BY FUEL	COST TOTALS	
		<-----FY85 BASELINE-----> MWH	<-----CURRENT-----> MBTU	MWH	MBTU			COST DOLLARS	UNIT COST
TWELVE MONTH SUMMARY									
	ELECTRICITY	177,165	604,663	189,262	645,952	6.83%	25.68%	\$9,132,057	\$48.25
	FUEL OILS		949,878		1,040,357	9.53%	41.36%	\$4,450,822	\$4.28
	PROPANE GAS		21,819		19,513	-10.57%	0.78%	\$103,546	\$5.31
	COAL		964,676		809,346	-16.10%	32.18%	\$1,757,937	\$2.17
	--> 12 MO TOTAL	177,165	2,541,036	189,262	2,515,168	-1.02%	100.00%	\$15,444,362	

TWELVE MONTH \*ADJUSTED CONSUMPTION 2,486,757 FOR: (WEATHER)

\* YOUR FORMULA FOR ADJUSTED CONSUMPTION TOTAL:

$$\text{MBTU ADJ} = \text{MBTU CUR} + (\text{C1} (\text{CDD BAS} - \text{CDD CUR}) + \text{C2} (\text{HDD BAS} - \text{HDD CUR})) + \dots + \text{C10}(\text{VAR-B} - \text{VAR-C})$$

C1= 14.5341 CDD-B=.....2046 CDD-C=.....2136  
 C2= 255.6844 HDD-B=.....2492 HDD-C=.....2598

THOUSAND SQUARE FEET SUMMARY

	FY85	FY87	% CHANGE
CLASS 2 (NFADB).....	15,053	15,364	
OTHER.....	464	468	
TOTAL.....	15,517	15,831	2.02%

PROGRESS SUMMARY

	MBTU/KSF	% CHANGE
BASELINE.....	163.76	
ACTUAL CURRENT.....	158.88	-2.98%
ADJUSTED CURRENT..	157.08	-4.08%

ELECTRICITY CONVERSION FACTOR IS: MBTU = 3.413 X MWH

FMDJLJN0002





FACSO RPT/SYM NO 9593/F75EAR16  
 ACTIVITY DETAIL FOR UIC.....M67001  
 MAJOR CLAIMANT....MARCORPS  
 SUB CLAIMANT.....MARCORPS

DATE.....22 SEP 87

ENERGY AUDIT REPORT  
 DETAIL


EFD.....LANTDIV

PREPARED BY...NAVAL ENERGY AND ENVIRONMENTAL SUPPORT ACTIVITY

ACTIVITY UIC.....M67001 MARINE ACTIVITY  
 ACTIVITY NAME.....MCB CAMP LEJEUNE NC

ELECTRICITY	DATE	<-----TOTAL CONSUMPTION----->		% CHG	NAVY FUNDED CONSUMPTION	COST DOLLARS	NAVY FUNDED COST	UNIT COST	
		<--BASELINE--> ACTUAL MWH	<--CURRENT--> ACTUAL MWH						
4TH QTR FY-86	JUL 86	19,733	21,151	7.1%	0	\$1,142,380	\$0	\$54.01	
	AUG 86	18,973	18,820	-0.8%	0	\$1,098,731	\$0	\$58.38	
	SEP 86	13,674	17,145	25.3%	0	\$1,002,394	\$0	\$58.47	
	-->QTR TOT	52,380	57,116	9.0%	0	\$3,243,505	\$0	\$56.79	
1ST QTR FY-87	OCT 86	14,167	15,322	8.1%	0	\$749,555	\$0	\$48.92	
	NOV 86	12,372	14,947	20.8%	0	\$682,072	\$0	\$45.63	
	DEC 86	12,139	12,578	3.6%	0	\$463,831	\$0	\$36.88	
	-->QTR TOT	38,678	42,847	10.7%	0	\$1,895,458	\$0	\$44.24	
2ND QTR FY-87	JAN 87	16,680	15,510	-7.0%	0	\$689,474	\$0	\$44.45	
	FEB 87	10,739	12,900	20.1%	0	\$468,415	\$0	\$36.31	
	MAR 87	11,825	13,814	16.8%	0	\$612,144	\$0	\$44.31	
	-->QTR TOT	39,244	42,224	7.5%	0	\$1,770,033	\$0	\$41.92	
3RD QTR FY-87	APR 87	11,098	11,171	0.6%	0	\$440,812	\$0	\$39.46	
	MAY 87	15,437	16,156	4.6%	0	\$726,994	\$0	\$45.00	
	JUN 87	20,328	19,748	-2.8%	0	\$1,055,255	\$0	\$53.44	
	-->QTR TOT	46,863	47,075	0.4%	0	\$2,223,061	\$0	\$47.22	
FUEL OILS		-----MBTU-----		-----		-----		-----	
4TH QTR FY-86	JUL 86	46,370	40,634	-12.3%	0	\$207,745	\$0	\$5.11	
	AUG 86	46,743	43,792	-6.3%	0	\$224,352	\$0	\$5.12	
	SEP 86	43,097	41,778	-3.0%	0	\$213,909	\$0	\$5.12	
	-->QTR TOT	136,210	126,204	-7.3%	0	\$646,006	\$0	\$5.12	
1ST QTR FY-87	OCT 86	70,354	65,639	-6.7%	0	\$313,341	\$0	\$4.77	
	NOV 86	99,482	84,760	-14.8%	0	\$411,667	\$0	\$4.86	
	DEC 86	110,724	116,703	5.4%	0	\$558,532	\$0	\$4.79	
	-->QTR TOT	280,560	267,102	-4.8%	0	\$1,283,540	\$0	\$4.81	
2ND QTR FY-87	JAN 87	146,765	133,790	-8.8%	0	\$638,532	\$0	\$4.77	
	FEB 87	125,273	127,862	2.0%	0	\$611,388	\$0	\$4.78	
	MAR 87	101,132	118,692	17.3%	0	\$552,856	\$0	\$4.66	
	-->QTR TOT	373,170	380,344	1.9%	0	\$1,802,776	\$0	\$4.74	
3RD QTR FY-87	APR 87	69,741	80,493	15.4%	0	\$275,387	\$0	\$3.42	
	MAY 87	47,251	80,026	69.3%	0	\$195,636	\$0	\$2.44	
	JUN 87	42,946	106,188	147.2%	0	\$247,477	\$0	\$2.33	
	-->QTR TOT	159,938	266,707	66.7%	0	\$718,500	\$0	\$2.69	

FBI/DOJ/DOE/NSA



FACSO RPT/SYM NO 9593/F75EAR16  
 ACTIVITY DETAIL FOR UIC.....M67001  
 MAJOR CLAIMANT....MARCORPS  
 SUB CLAIMANT.....MARCORPS

DATE.....22 SEP 87  
 EFD.....LANTDIV

ENERGY AUDIT REPORT  
 DETAIL  
 PREPARED BY...NAVAL ENERGY AND ENVIRONMENTAL SUPPORT ACTIVITY

ACTIVITY UIC.....M67001 MARINE ACTIVITY  
 ACTIVITY NAME.....MCB CAMP LEJEUNE NC

		<-----TOTAL CONSUMPTION----->			% CHG	NAVY FUNDED CONSUMPTION	COST DOLLARS	NAVY FUNDED COST	UNIT COST
DATE		<--BASELINE-->	<--CURRENT-->						
		-----MBTU-----	-----MBTU-----						
PROPANE GAS									
4TH QTR FY-86	JUL 86	1,300	1,311	0.8%	0	\$8,079	\$0	\$6.16	
	AUG 86	1,124	1,237	10.0%	0	\$7,574	\$0	\$6.12	
	SEP 86	1,739	1,804	3.7%	0	\$11,002	\$0	\$6.10	
	-->QTR TOT	4,163	4,352	4.5%	0	\$26,655	\$0	\$6.12	
1ST QTR FY-87	OCT 86	1,530	661	-56.8%	0	\$4,091	\$0	\$6.19	
	NOV 86	1,862	1,901	2.0%	0	\$11,573	\$0	\$6.09	
	DEC 86	2,462	1,922	-21.9%	0	\$9,303	\$0	\$4.84	
	-->QTR TOT	5,854	4,484	-23.4%	0	\$24,967	\$0	\$5.57	
2ND QTR FY-87	JAN 87	2,235	2,740	22.6%	0	\$13,322	\$0	\$4.86	
	FEB 87	3,373	1,982	-41.2%	0	\$9,666	\$0	\$4.88	
	MAR 87	1,690	2,792	65.2%	0	\$13,544	\$0	\$4.85	
	-->QTR TOT	7,298	7,514	2.9%	0	\$36,532	\$0	\$4.86	
3RD QTR FY-87	APR 87	2,128	900	-57.7%	0	\$4,347	\$0	\$4.83	
	MAY 87	1,288	1,416	9.9%	0	\$6,896	\$0	\$4.87	
	JUN 87	1,088	847	-22.1%	0	\$4,149	\$0	\$4.90	
	-->QTR TOT	4,504	3,163	-29.7%	0	\$15,392	\$0	\$4.87	
COAL									
		-----MBTU-----	-----MBTU-----						
4TH QTR FY-86	JUL 86	54,580	48,128	-11.8%	0	\$102,325	\$0	\$2.13	
	AUG 86	54,299	52,325	-3.6%	0	\$111,262	\$0	\$2.13	
	SEP 86	48,361	48,576	0.4%	0	\$103,265	\$0	\$2.13	
	-->QTR TOT	157,240	149,029	-5.2%	0	\$316,852	\$0	\$2.13	
1ST QTR FY-87	OCT 86	59,273	55,689	-6.0%	0	\$121,548	\$0	\$2.18	
	NOV 86	100,021	82,535	-17.4%	0	\$180,123	\$0	\$2.18	
	DEC 86	110,555	117,523	6.3%	0	\$256,453	\$0	\$2.18	
	-->QTR TOT	269,849	255,747	-5.2%	0	\$558,124	\$0	\$2.18	
2ND QTR FY-87	JAN 87	144,885	116,072	-19.8%	0	\$253,288	\$0	\$2.18	
	FEB 87	123,280	104,756	-15.0%	0	\$228,614	\$0	\$2.18	
	MAR 87	100,409	92,622	-7.7%	0	\$202,116	\$0	\$2.18	
	-->QTR TOT	368,574	313,450	-14.9%	0	\$684,018	\$0	\$2.18	
3RD QTR FY-87	APR 87	70,851	60,667	-14.3%	0	\$132,383	\$0	\$2.18	
	MAY 87	41,080	30,453	-25.8%	0	\$66,560	\$0	\$2.19	
	JUN 87	57,082	0	-100.0%	0	\$0	\$0	\$0.00	
	-->QTR TOT	169,013	91,120	-46.0%	0	\$198,943	\$0	\$2.18	

FORM 1280-2





FACSO RPT/SYM NO 9593/F75EAR16  
 ACTIVITY DETAIL FOR UIC.....M67001  
 MAJOR CLAIMANT....MARCORPS  
 SUB CLAIMANT.....MARCORPS


ENERGY AUDIT REPORT  
 WEATHER DETAIL  
 PREPARED BY...NAVAL ENERGY AND ENVIRONMENTAL SUPPORT ACTIVITY

DATE.....22 SEP 87  
 EFD.....LANTDIV

ACTIVITY UIC.....M67001 MARINE ACTIVITY  
 ACTIVITY NAME.....MCB CAMP LEJEUNE NC

ENERGY FACTORS DATE	CURRENT WEATHER (DEGREE DAYS)		BASELINE WEATHER (DEGREE DAYS)	
	COOLING	HEATING	COOLING	HEATING
4TH QTR FY-86 JUL	555	0	485	0
AUG	407	0	422	0
SEP	334	0	302	1
---QTR TOT	1296	0	1209	1
1ST QTR FY-87 OCT	166	67	135	12
NOV	51	204	8	361
DEC	7	516	0	344
---QTR TOT	224	787	143	717
2ND QTR FY-87 JAN	0	630	0	802
FEB	0	561	0	552
MAR	2	418	19	311
---QTR TOT	2	1609	19	1665
3RD QTR FY-87 APR	20	179	97	97
MAY	198	23	182	12
JUN	396	0	396	0
---QTR TOT	614	202	675	109

FORM 2800-100-1





FACSD RPT/SYM NO 9593/F75EAR16  
 ACTIVITY DETAIL FOR UIC.....M67001  
 MAJOR CLAIMANT....MARCORPS  
 SUB CLAIMANT.....MARCORPS

DATE.....22 SEP 87

ENERGY AUDIT REPORT  
 QUARTER SUMMARY

EFD.....LANTDIV


PREPARED BY...NAVAL ENERGY AND ENVIRONMENTAL SUPPORT ACTIVITY

ACTIVITY UIC.....M67001 MARINE ACTIVITY  
 ACTIVITY NAME.....MCB CAMP LEJEUNE NC

		<-----TOTAL CONSUMPTION----->									
		<----BASELINE---->				<----CURRENT---->					
DATE	ENERGY TYPE	MWH	MBTU	MWH	MBTU	% CHG	% BY FUEL	COST DOLLARS	UNIT COST		
QUARTER SUMMARY											
4TH QTR FY86 JUL-SEP 86	ELECTRICITY	52,380	178,773	57,116	194,937	9.04%	41.08%	\$3,243,505	\$56.79		
	FUEL OILS		136,210		126,204	-7.35%	26.60%	\$646,006	\$5.12		
	PROPANE GAS		4,163		4,352	4.54%	0.92%	\$26,655	\$6.12		
	COAL		157,240		149,029	-5.22%	31.41%	\$316,852	\$2.13		
	-->QTR TOTAL	52,380	476,386	57,116	474,522	-0.39%	100.00%	\$4,233,018			
1ST QTR FY87 OCT-DEC 86	ELECTRICITY	38,678	132,008	42,847	146,237	10.78%	21.71%	\$1,895,458	\$44.24		
	FUEL OILS		280,560		267,102	-4.80%	39.65%	\$1,283,540	\$4.81		
	PROPANE GAS		5,854		4,484	-23.40%	0.67%	\$24,967	\$5.57		
	COAL		269,849		255,747	-5.23%	37.97%	\$558,124	\$2.18		
	-->QTR TOTAL	38,678	688,271	42,847	673,570	-2.14%	100.00%	\$3,762,089			
2ND QTR FY87 JAN-MAR 87	ELECTRICITY	39,244	133,940	42,224	144,111	7.59%	17.05%	\$1,770,033	\$41.92		
	FUEL OILS		373,170		380,344	1.92%	44.99%	\$1,802,776	\$4.74		
	PROPANE GAS		7,298		7,514	2.96%	0.89%	\$36,532	\$4.86		
	COAL		368,574		313,450	-14.96%	37.08%	\$684,018	\$2.18		
	-->QTR TOTAL	39,244	882,982	42,224	845,419	-4.25%	100.00%	\$4,293,359			
3RD QTR FY87 APR-JUN 87	ELECTRICITY	46,863	159,942	47,075	160,667	0.45%	30.80%	\$2,223,061	\$47.22		
	FUEL OILS		159,938		266,707	66.76%	51.13%	\$718,500	\$2.69		
	PROPANE GAS		4,504		3,163	-29.77%	0.61%	\$15,392	\$4.87		
	COAL		169,013		91,120	-46.09%	17.47%	\$198,943	\$2.18		
	-->QTR TOTAL	46,863	493,397	47,075	521,657	5.73%	100.00%	\$3,155,896			

FISCAL YEAR TO DATE SUMMARY-----

	ELECTRICITY	124,785	425,890	132,146	451,015	5.90%	22.10%	\$5,888,552	\$44.56	
	FUEL OILS		813,668		914,153	12.35%	44.80%	\$3,804,816	\$4.16	
	PROPANE GAS		17,656		15,161	-14.13%	0.74%	\$76,891	\$5.07	
	COAL		807,436		660,317	-18.22%	32.36%	\$1,441,085	\$2.18	
	--> 9 MO TOTAL	124,785	2,064,650	132,146	2,040,646	-1.16%	100.00%	\$11,211,344		



FACSO RPT/SYM NO 9593/F75EAR16  
ACTIVITY DETAIL FOR UIC.....M67001  
MAJOR CLAIMANT....MARCORPS  
SUB CLAIMANT.....MARCORPS

ENERGY AUDIT REPORT  
PROGRESS SUMMARY

PREPARED BY...NAVAL ENERGY AND ENVIRONMENTAL SUPPORT ACTIVITY

DATE.....03 DEC 86


EFD.....LANTDIV

ACTIVITY UIC.....M67001 MARINE ACTIVITY  
ACTIVITY NAME.....MCB CAMP LEJEUNE NC

	CURRENT QTR	PREVIOUS QTR	PERCENT DIF
ADJUSTED MBTU/KSF PROGRESS (LATEST 12 MONTHS PERFORMANCE AS COMPARED TO FY85) .....	1.07%	2.30%	-1.23%
INTERIM GOAL.....	-1.20%		
PERFORMANCE FROM FY75 TO FY85.....	-10.87%		

```
*****  
*  
*  
* IF YOUR ACTIVITY(S) MET THE INTERIM GOAL OF -1.20% YOUR ENERGY COST *  
*  
* FOR THE LATEST 12 MONTHS WOULD HAVE BEEN $364,280 LESS *  
*  
*  
*****
```





FACSO RPT/SYM NO 9593/F75EAR16  
 ACTIVITY DETAIL FOR UIC.....M67001  
 MAJOR CLAIMANT....MARCORPS  
 SUB CLAIMANT.....MARCORPS

ENERGY AUDIT REPORT  
 12-MONTH SUMMARY

DATE.....03 DEC 86

EFD.....LANTDIV

PREPARED BY...NAVAL ENERGY AND ENVIRONMENTAL SUPPORT ACTIVITY

ACTIVITY UIC.....M67001 MARINE ACTIVITY  
 ACTIVITY NAME.....MCB CAMP LEJEUNE NC

DATE	ENERGY TYPE	<-----ACTUAL CONSUMPTION TOTALS----->				% CHG	% BY FUEL	<-----COST TOTALS----->	
		<----FY85 BASELINE----> MWH	MBTU	<-----CURRENT-----> MWH	MBTU			COST DOLLARS	UNIT COST
TWELVE MONTH SUMMARY									
	ELECTRICITY	177,165	604,663	187,670	2,776,976 <sup>+</sup> 640,519	5.93%	25.48%	\$9,571,676	\$51.00
	FUEL OILS		949,878		858,729	-9.60%	34.16%	\$4,377,838	\$5.10
	PROPANE GAS		21,819		21,235	-2.68%	0.84%	\$128,538	\$6.05
	COAL		964,676		993,431	2.98%	39.52%	\$2,112,192	\$2.13
-->	12 MO TOTAL	177,165	2,541,036	187,670	2,513,914	-1.07%	100.00%	\$16,190,244	

TWELVE MONTH \*ADJUSTED CONSUMPTION

4,050,371.41  
 2,584,378

FOR: (WEATHER)

\* YOUR FORMULA FOR ADJUSTED CONSUMPTION TOTAL:

$$\text{MBTU ADJ} = \text{MBTU CUR} + (\text{C1} (\text{CDD BAS} - \text{CDD CUR}) + \text{C2} (\text{HDD BAS} - \text{HDD CUR})) + \dots + \text{C10} (\text{VAR-B} - \text{VAR-C})$$

C1= 20.4746

CDD-B=2046 CDD-C=2231

C2= 253.4183

HDD-B=2492 HDD-C=2199

THOUSAND SQUARE FEET SUMMARY


	FY85	FY86	% CHANGE
CLASS 2 (NFADB).....	15,053	15,147	
OTHER.....	464	468	
TOTAL.....	15,517	15,615	0.63%

259.39

PROGRESS SUMMARY

	MBTU/KSF	% CHANGE
BASELINE.....	163.76	
ACTUAL CURRENT.....	160.99	-1.69%
ADJUSTED CURRENT..	165.51	1.07%

ELECTRICITY CONVERSION FACTOR IS: MBTU = 3.413 X MWH





FACSO RPT/SYM NO 9593/F75EAR16  
 ACTIVITY DETAIL FOR UIC.....M67001  
 MAJOR CLAIMANT....MARCORPS  
 SUB CLAIMANT.....MARCORPS

ENERGY AUDIT REPORT  
 DETAIL


DATE.....03 DEC 86

EFD.....LANTDIV

PREPARED BY...NAVAL ENERGY AND ENVIRONMENTAL SUPPORT ACTIVITY

ACTIVITY UIC.....M67001 MARINE ACTIVITY  
 ACTIVITY NAME.....MCB CAMP LEJEUNE NC

ELECTRICITY	DATE	<-----TOTAL CONSUMPTION----->		% CHG	NAVY FUNDED CONSUMPTION	COST DOLLARS	NAVY FUNDED COST	UNIT COST
		<--BASELINE--> ACTUAL MWH	<--CURRENT--> ACTUAL MWH					
1ST QTR FY-86	OCT 85	14,167	19,542	37.9%	0	\$928,004	\$0	\$47.49
	NOV 85	12,372	11,775	-4.8%	0	\$483,526	\$0	\$41.06
	DEC 85	12,139	16,774	38.1%	0	\$871,934	\$0	\$51.98
	-->QTR TOT	38,678	48,091	24.3%	0	\$2,283,464	\$0	\$47.48
2ND QTR FY-86	JAN 86	16,680	11,078	-33.5%	0	\$560,182	\$0	\$50.57
	FEB 86	10,739	13,556	26.2%	0	\$604,456	\$0	\$44.59
	MAR 86	11,825	11,178	-5.4%	0	\$440,079	\$0	\$39.37
	-->QTR TOT	39,244	35,812	-8.7%	0	\$1,604,717	\$0	\$44.81
3RD QTR FY-86	APR 86	11,098	11,053	-0.4%	0	\$516,371	\$0	\$46.72
	MAY 86	15,437	16,504	6.9%	0	\$768,812	\$0	\$46.58
	JUN 86	20,328	19,094	-6.0%	0	\$1,154,807	\$0	\$60.48
	-->QTR TOT	46,863	46,651	-0.4%	0	\$2,439,990	\$0	\$52.30
4TH QTR FY-86	JUL 86	19,733	21,151	7.1%	0	\$1,142,380	\$0	\$54.01
	AUG 86	18,973	18,820	-0.8%	0	\$1,098,731	\$0	\$58.38
	SEP 86	13,674	17,145	25.3%	0	\$1,002,394	\$0	\$58.47
	-->QTR TOT	52,380	57,116	9.0%	0	\$3,243,505	\$0	\$56.79
FUEL OILS		-----MBTU-----		-----MBTU-----				
1ST QTR FY-86	OCT 85	70,354	50,250	-28.5%	0	\$258,618	\$0	\$5.15
	NOV 85	99,482	62,028	-37.6%	0	\$319,806	\$0	\$5.16
	DEC 85	110,724	117,705	6.3%	0	\$611,665	\$0	\$5.20
	-->QTR TOT	280,560	229,983	-18.0%	0	\$1,190,089	\$0	\$5.17
2ND QTR FY-86	JAN 86	146,765	139,984	-4.6%	0	\$723,250	\$0	\$5.17
	FEB 86	125,273	110,614	-11.7%	0	\$575,649	\$0	\$5.20
	MAR 86	101,132	95,411	-5.6%	0	\$493,097	\$0	\$5.17
	-->QTR TOT	373,170	346,009	-7.2%	0	\$1,791,996	\$0	\$5.18
3RD QTR FY-86	APR 86	69,741	70,105	0.5%	0	\$307,591	\$0	\$4.39
	MAY 86	47,251	45,617	-3.4%	0	\$233,496	\$0	\$5.12
	JUN 86	42,946	40,811	-4.9%	0	\$208,660	\$0	\$5.11
	-->QTR TOT	159,938	156,533	-2.1%	0	\$749,747	\$0	\$4.79
4TH QTR FY-86	JUL 86	46,370	40,634	-12.3%	0	\$207,745	\$0	\$5.11
	AUG 86	46,743	43,792	-6.3%	0	\$224,352	\$0	\$5.12
	SEP 86	43,097	41,778	-3.0%	0	\$213,909	\$0	\$5.12
	-->QTR TOT	136,210	126,204	-7.3%	0	\$646,006	\$0	\$5.12





FACSO RPT/SYM NO 9593/F75EAR16  
 ACTIVITY DETAIL FOR UIC.....M67001  
 MAJOR CLAIMANT....MARCORPS  
 SUB CLAIMANT.....MARCORPS

ENERGY AUDIT REPORT  
 DETAIL

DATE.....03 DEC 86


PREPARED BY...NAVAL ENERGY AND ENVIRONMENTAL SUPPORT ACTIVITY

EFD.....LANTDIV

ACTIVITY UIC.....M67001 MARINE ACTIVITY  
 ACTIVITY NAME.....MCB CAMP LEJEUNE NC

		<-----TOTAL CONSUMPTION----->							
		<--BASELINE-->		<--CURRENT-->	% CHG	NAVY FUNDED CONSUMPTION	COST DOLLARS	NAVY FUNDED COST	UNIT COST
PROpane GAS	DATE	-----MBTU-----	-----MBTU-----						
1ST QTR FY-86	OCT 85	1,530	1,332	-12.9%	0	\$7,099	\$0	\$5.33	
	NOV 85	1,862	1,807	-2.9%	0	\$10,408	\$0	\$5.76	
	DEC 85	2,462	2,101	-14.6%	0	\$12,901	\$0	\$6.14	
	-->QTR TOT	5,854	5,240	-10.4%	0	\$30,408	\$0	\$5.80	
2ND QTR FY-86	JAN 86	2,235	3,235	44.7%	0	\$19,837	\$0	\$6.13	
	FEB 86	3,373	2,064	-38.8%	0	\$12,714	\$0	\$6.16	
	MAR 86	1,690	1,705	0.8%	0	\$10,570	\$0	\$6.20	
	-->QTR TOT	7,298	7,004	-4.0%	0	\$43,121	\$0	\$6.16	
3RD QTR FY-86	APR 86	2,128	1,816	-14.6%	0	\$11,106	\$0	\$6.12	
	MAY 86	1,288	1,482	15.0%	0	\$9,073	\$0	\$6.12	
	JUN 86	1,088	1,341	23.2%	0	\$8,175	\$0	\$6.10	
	-->QTR TOT	4,504	4,639	3.0%	0	\$28,354	\$0	\$6.11	
4TH QTR FY-86	JUL 86	1,300	1,311	0.8%	0	\$8,079	\$0	\$6.16	
	AUG 86	1,124	1,237	10.0%	0	\$7,574	\$0	\$6.12	
	SEP 86	1,739	1,804	3.7%	0	\$11,002	\$0	\$6.10	
	-->QTR TOT	4,163	4,352	4.5%	0	\$26,655	\$0	\$6.12	
COAL		-----MBTU-----	-----MBTU-----						
1ST QTR FY-86	OCT 85	59,273	55,547	-6.2%	0	\$118,108	\$0	\$2.13	
	NOV 85	100,021	79,143	-20.8%	0	\$168,278	\$0	\$2.13	
	DEC 85	110,555	142,524	28.9%	0	\$303,003	\$0	\$2.13	
	-->QTR TOT	269,849	277,214	2.7%	0	\$589,389	\$0	\$2.13	
2ND QTR FY-86	JAN 86	144,885	140,881	-2.7%	0	\$299,554	\$0	\$2.13	
	FEB 86	123,280	138,866	12.6%	0	\$295,269	\$0	\$2.13	
	MAR 86	100,409	111,472	11.0%	0	\$236,999	\$0	\$2.13	
	-->QTR TOT	368,574	391,219	6.1%	0	\$831,822	\$0	\$2.13	
3RD QTR FY-86	APR 86	70,851	67,865	-4.2%	0	\$144,290	\$0	\$2.13	
	MAY 86	41,080	52,584	28.0%	0	\$111,784	\$0	\$2.13	
	JUN 86	57,082	55,520	-2.7%	0	\$118,055	\$0	\$2.13	
	-->QTR TOT	169,013	175,969	4.1%	0	\$374,129	\$0	\$2.13	
4TH QTR FY-86	JUL 86	54,580	48,128	-11.8%	0	\$102,325	\$0	\$2.13	
	AUG 86	54,299	52,325	-3.6%	0	\$111,262	\$0	\$2.13	
	SEP 86	48,361	48,576	0.4%	0	\$103,265	\$0	\$2.13	
	-->QTR TOT	157,240	149,029	-5.2%	0	\$316,852	\$0	\$2.13	





FACSO RPT/SYM NO 9593/F75EAR16  
 ACTIVITY DETAIL FOR UIC.....M67001  
 MAJOR CLAIMANT....MARCORPS  
 SUB CLAIMANT.....MARCORPS

ENERGY AUDIT REPORT  
 WEATHER DETAIL

DATE.....03 DEC 86  
 EFD.....LANTDIV

PREPARED BY...NAVAL ENERGY AND ENVIRONMENTAL SUPPORT ACTIVITY

ACTIVITY UIC.....M67001 MARINE ACTIVITY  
 ACTIVITY NAME.....MCB CAMP LEJEUNE NC

ENERGY FACTORS DATE


CURRENT WEATHER (DEGREE DAYS)

BASELINE WEATHER (DEGREE DAYS)

ENERGY FACTORS DATE	CURRENT WEATHER (DEGREE DAYS)		BASELINE WEATHER (DEGREE DAYS)		
	COOLING	HEATING	COOLING	HEATING	
1ST QTR FY-86 OCT	223.5	199	214.5	135	8600
NOV	106.5	85	13.5	8	
DEC	9.5	7	5	0	
---QTR TOT		291	143	717	
2ND QTR FY-86 JAN	-	0	6	0	1684
FEB	4.50	0	10	0	
MAR	22	11	40.5	19	
---QTR TOT		11	19	1665	
3RD QTR FY-86 APR	84.5	48	85	97	784
MAY	240	203	229.5	182	
JUN	426	382	425	396	
---QTR TOT		633	675	109	
4TH QTR FY-86 JUL	559	555	523	485	1210
AUG	398	407	468	422	
SEP	320.5	334	322.5	302	
---QTR TOT		1296	1209	1	

Handwritten calculation:  

$$\begin{array}{r} 1209 \\ 675 \\ \hline 193 \\ 143 \\ \hline 2046 \end{array}$$





FACSO RPT/SYM NO 9593/F75EAR16  
 ACTIVITY DETAIL FOR UIC.....M67001  
 MAJOR CLAIMANT.....MARCORPS  
 SUB CLAIMANT.....MARCORPS

ENERGY AUDIT REPORT  
 QUARTER SUMMARY

DATE.....03 DEC 86  
 EFD.....LANTDIV

PREPARED BY...NAVAL ENERGY AND ENVIRONMENTAL SUPPORT ACTIVITY

ACTIVITY UIC.....M67001 MARINE ACTIVITY  
 ACTIVITY NAME.....MCB CAMP LEJEUNE NC

		<-----TOTAL CONSUMPTION----->										
		<-----BASELINE----->				<-----CURRENT----->						
DATE	ENERGY TYPE	MWH	MBTU	MWH	MBTU	% CHG	% BY FUEL	COST DOLLARS	UNIT COST			
QUARTER SUMMARY												
1ST QTR FY86 OCT-DEC 85	ELECTRICITY	38,678	132,008	48,091	164,135	24.34%	24.26%	\$2,283,464	\$47.48			
	FUEL OILS		280,560		229,983	-18.03%	33.99%	\$1,190,089	\$5.17			
	PROPANE GAS		5,854		5,240	-10.49%	0.77%	\$30,408	\$5.80			
	COAL		269,849		277,214	2.73%	40.97%	\$589,389	\$2.13			
	-->QTR TOTAL	38,678	688,271	48,091	676,572	-1.70%	100.00%	\$4,093,350				
2ND QTR FY86 JAN-MAR 86	ELECTRICITY	39,244	133,940	35,812	122,227	-8.75%	14.11%	\$1,604,717	\$44.81			
	FUEL OILS		373,170		346,009	-7.28%	39.93%	\$1,791,996	\$5.18			
	PROPANE GAS		7,298		7,004	-4.03%	0.81%	\$43,121	\$6.16			
	COAL		368,574		391,219	6.14%	45.15%	\$831,822	\$2.13			
	-->QTR TOTAL	39,244	882,982	35,812	866,459	-1.87%	100.00%	\$4,271,656				
3RD QTR FY86 APR-JUN 86	ELECTRICITY	46,863	159,942	46,651	159,220	-0.45%	32.08%	\$2,439,990	\$52.30			
	FUEL OILS		159,938		156,533	-2.13%	31.54%	\$749,747	\$4.79			
	PROPANE GAS		4,504		4,639	3.00%	0.93%	\$28,354	\$6.11			
	COAL		169,013		175,969	4.12%	35.45%	\$374,129	\$2.13			
	-->QTR TOTAL	46,863	493,397	46,651	496,361	0.60%	100.00%	\$3,592,220				
4TH QTR FY86 JUL-SEP 86	ELECTRICITY	52,380	178,773	57,116	194,937	9.04%	41.08%	\$3,243,505	\$56.79			
	FUEL OILS		136,210		126,204	-7.35%	26.60%	\$646,006	\$5.12			
	PROPANE GAS		4,163		4,352	4.54%	0.92%	\$26,655	\$6.12			
	COAL		157,240		149,029	-5.22%	31.41%	\$316,852	\$2.13			
	-->QTR TOTAL	52,380	476,386	57,116	474,522	-0.39%	100.00%	\$4,233,018				
FISCAL YEAR TO DATE SUMMARY-----												
	ELECTRICITY	177,165	604,663	187,670	640,519	5.93%	25.48%	\$9,571,676	\$51.00			
	FUEL OILS		949,878		858,729	-9.60%	34.16%	\$4,377,838	\$5.10			
	PROPANE GAS		21,819		21,235	-2.68%	0.84%	\$128,538	\$6.05			
	COAL		964,676		993,431	2.98%	39.52%	\$2,112,192	\$2.13			
	--> 12 MO TOTAL	177,165	2,541,036	187,670	2,513,914	-1.07%	100.00%	\$16,190,244				

