

DATE 6-20-00 ✓


PWSID 0467042



WELL # TC-1253 ✓
WELL NAME AS-116 WATER PLANT
BLDG. TC-1253 ✓
CODE G
AVAILABILITY P
LOCATION A. STREET

LATITUDE 34 43 37N ✓
LONGITUDE 077 27 29W ✓
WELL DIAMETER _____
WELL DEPTH 250'
SCREEN INTERVAL 10-11'

YIELD 200
STATIC LEVEL 26'
PUMPING LEVEL 29'
PUMP TYPE VERTICAL TURBINE
MOTOR HP 5
INTAKE DEPTH _____
DESIGN CAPACITY 184 ✓
ACTUAL GPM _____
SIZE OF CONCRETE SLAB _____

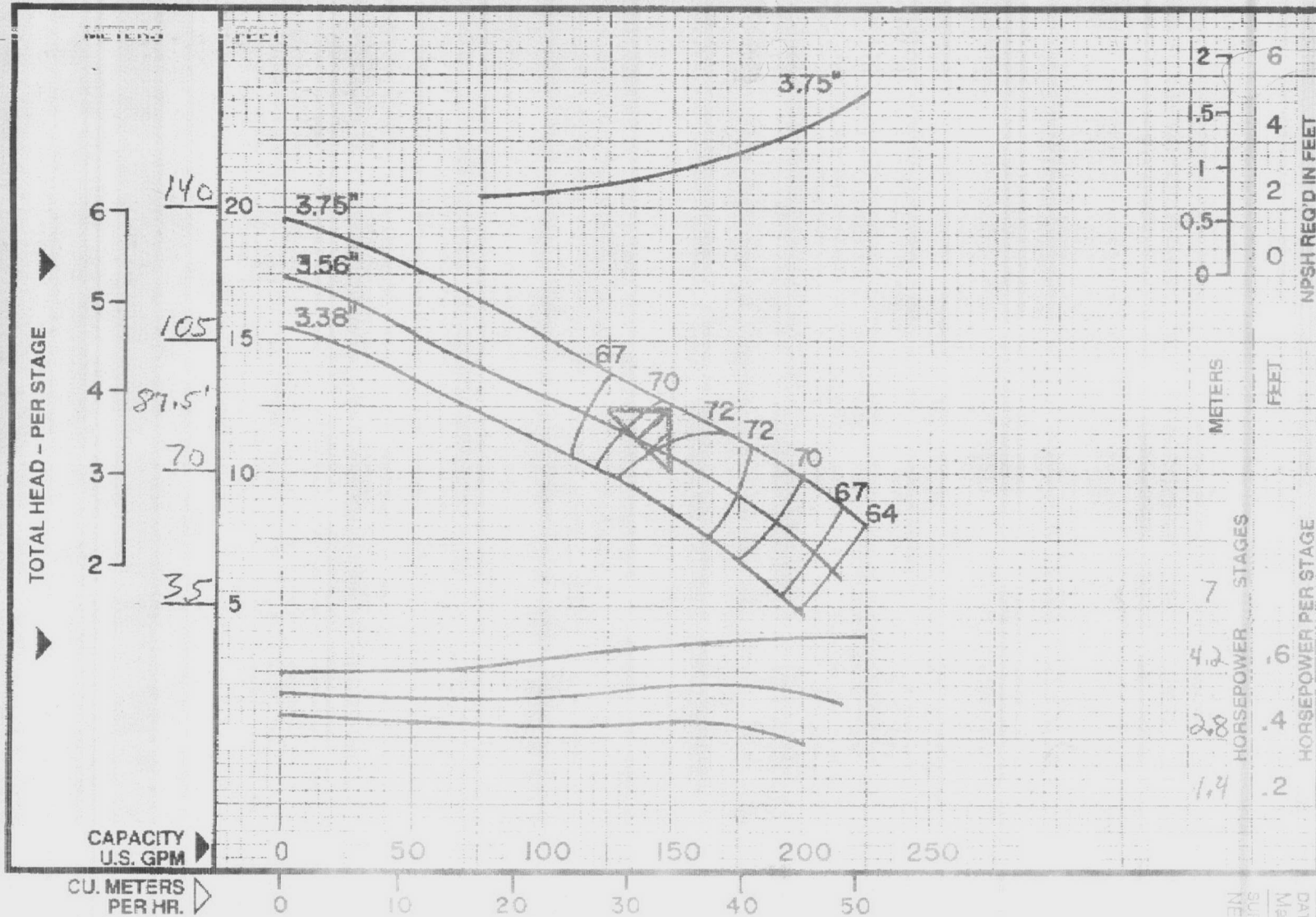
HEIGHT OF CASING 4in





Handwritten text, possibly a signature or name, located in the lower middle section of the page.

GOULDS PROPCAL NO.	GOULDS S.G. NO.	INQUIRY NO.	CUSTOMER P.O. NO.	P.O. DATE	ITEM NO.	CUSTOMER
						CAMP LETENAU-WATER TREATMENT PLANT
PROJECT		SERVICE		CAPACITY	FT. TDH	EFFICIENCY
EQUIP NO. TC17-53		WATER TREATMENT		150	90	70.5
						1800



Curve No: 6040602P00

Model: 6DHLC

RPM: 1770

EFFICIENCY CORRECTION

STGS. 1	-3.0
STGS. 2	-2.0
STGS. 3	-1.0
STGS. 4	0

PERF BASED ON STD. MTL'S

Impeller = B01645B

N_s = 4280

K = 5.6 LBS/FT
8.3 KG/M

K (Bal.) =



TURBINE DIVISION
LUSBOCK, TEXAS

Characteristics based upon pumping clear, non-aerated water. Rating point only is guaranteed. Column losses not included.

MODEL
6DHLC

DATE
March 1995
SUPERSEDES
NEW

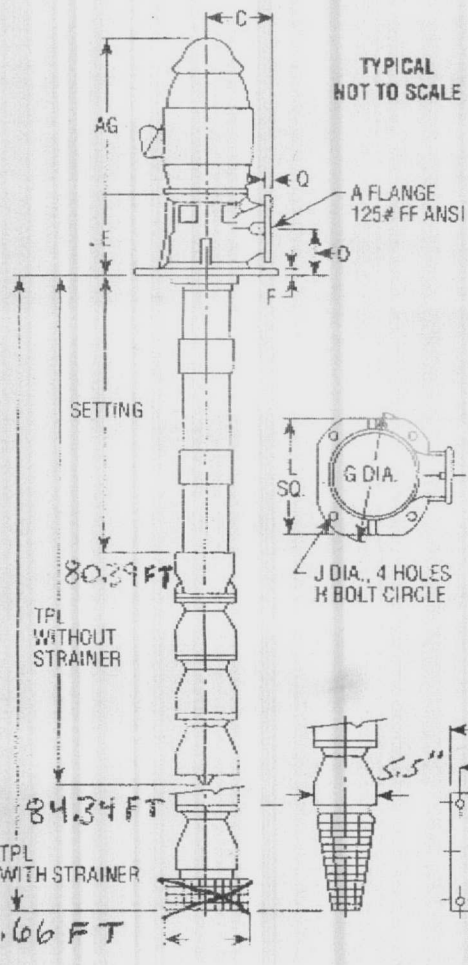
004
TENCARVA WILMINGTON
TUE 13:51 FAX 910 799 8801
03/12/96

Lineshaft Turbine Threaded Column "A" Style Discharge Head

300.2C.5

Effective April 3, 1995

Outline Lineshaft Turbine "A" Head - Motor (threaded column)



Disch. Head	Motor	Discharge Head										Optional Sub Base			
A	BD	C	D	E	F	G	H	J	L	Q	W	X	Y	Z	
4	10 12	9	5	13 1/2	3/4	NA	14	3/4	14	3/4	18	16	3/4	12	
6	12 16 1/2-20	12	6 1/4	15 1/2	1	23 1/2	21 1/4	3/4	20	1	24	22	3/4	14 1/2	
8	12 16 1/2 20	13	7 1/4	17 1/2	1 1/2	23 1/2	21 1/4	3/4	20	1	24	22	3/4	18	
10	16 1/2 20	14	9 1/4	19	1 1/4	25	22 1/4	3/4	21	1	26	23	3/4	18	
12	24 1/2	16	10 1/4	23	1 1/2	32	30	3/4	28	1 1/4	34	31	1	24	

Motor Data

Motor Mfg. _____ Furn. By GOULDS

HP 5 RPM 1800 BO 10"

Phase 3 Cycle 60 Volts 230

Frame 184 TA Encl. TEFC AG 2 1/4

VHS Thrust 1800 Motor CD 17 9/16

Motor Bore 1 1/16"

VSS Mtr. Shaft 1 1/16" Keyway _____

Head _____ Bowls _____ Column _____

- Optional Strainer
 Basket Strainer Optional Sub Base
 Cone Strainer
- NOTE: Dimensions are in inches.

Goulds Serial No. _____
 Customer CAMP LEASE / WATER TREATMENT
 Customer P.O. _____
 Branch Order No. _____
 Equip. or Item TC12-53
 Service WATER TREATMENT

Pump Size	No. of Stages	Imp. Dia.	BHP	Qty.
<u>GDHLC</u>	<u>7</u>	<u>3.75"</u>	<u>4.7</u>	<u>1</u>
Liquid	GPM	TDM	SP. GR.	Temp.
<u>WATER</u>	<u>150</u>	<u>90</u>	<u>1.0</u>	<u>60°F</u>
Lube	Bowl Bearing	Line Shaft Bearing		
<input checked="" type="checkbox"/> Water	<u>BRONZE</u>	<u>RUBBER</u>		
<input type="checkbox"/> Oil	Bowl Shaft Dia.	Line Shaft Dia.		
	<u>1"</u>	<u>1"</u>		
Column Size	No. of Columns	Bearing Span		
<u>4"</u>	<u>8</u>	<u>10'</u>		
Special Construction				
CERTIFIED CORRECT				
<input type="checkbox"/> FOR APPROVAL		<input type="checkbox"/> FOR RECORD		
By _____		Date _____		
Drawing No.	Rev.	Date		

GOLDS PUMPS, INC.
VERTICAL PUMP DIVISION

VERTICAL TURBINE PUMP

1700 S. ...
Water Treatment Plant

Camp Lejeune, N.C. 28542

TENCARVA MACHINERY CO.
P.O. BOX 3407
WILMINGTON, NC 28406
PHONE: 910-799-8800
FAX: 910-799-8801

A quotation and not to term and ...
to be accepted within 30 days from
date of quotation. All quotations subject
to change with or without notice.

Industry No. _____
Industry Data _____
Equipment No. 202-43 _____
Revision No. _____
Date 12-12-98 _____

In answer to your inquiry we propose to furnish GOLDS PUMPS as detailed below.
CONDITIONS OF SERVICE -

Pumping Rate	Flow	Head	Efficiency
60 G.P.M.	30'	100'	80%
120 G.P.M.	30'	100'	80%

Quantity	Model	Material	Notes
1	6011C	Cast Iron	Vertical Turbine Pump
1	4188S	Cast Iron	Vertical Turbine Pump
1	4188S	Cast Iron	Vertical Turbine Pump
1	4188S	Cast Iron	Vertical Turbine Pump
1	4188S	Cast Iron	Vertical Turbine Pump
1	4188S	Cast Iron	Vertical Turbine Pump
1	4188S	Cast Iron	Vertical Turbine Pump
1	4188S	Cast Iron	Vertical Turbine Pump
1	4188S	Cast Iron	Vertical Turbine Pump
1	4188S	Cast Iron	Vertical Turbine Pump

DRIVER
V.A. X V.S. THRU 1800 B.C. 10"
H.P. 5 R.P.M. 1800
VOLTAGE 240
INSULATION TECC 1.0

Item	Quantity	Unit Price	Total Price
Pump Price	1	1200	1200
Shipping	1	100	100
Installation	1	100	100
Control	1	100	100
Wiring	1	100	100
Paint	1	100	100
Shipping Point	1	100	100
TOTAL WEIGHT			800

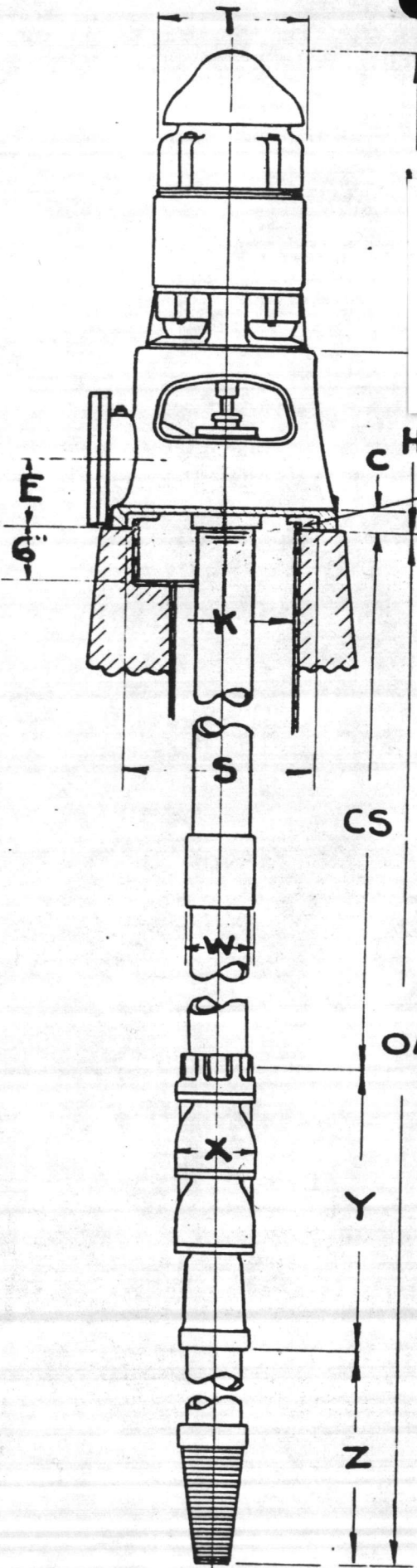
TERMS 30 DAYS NET
SHIPPING POINT

SHIPPING
complete engineering and design
technical information and full
drawings detailed with all

Handwritten signature

DEMING VERTICAL TURBINE PUMPS

3



4 - D Drilled Holes

1" Pipe Tap

OPTIONAL FORM 99 (7-90)

3-5-95

FAX TRANSMITTAL

of pages 2

To Scott From Sten Miller
 Dept./Agency Ten carva Phone # 910 451 5888
 Fax # 910 299 8801 Fax # 910 451 3350
 NSN 7540-01-317-7368 5099-101 GENERAL SERVICES ADMINISTRATION

...ing extension. For well casing smaller than "K" use alternate arrangement shown at left.

DIMENSIONS

A	14"	S	12 3/4"
B	12 3/8"	T	
C	2"	U	
D	9 1/8"	V	
E	6"	W	5"
F	7 1/2"	X	5 3/4"
H	15 1/2"	Y	4'-8 1/8"
K	6"	Z	10'-11"
M	9"	CS	70'-0"
R	19 1/8"	OA	85'-7 1/8"

SPECIFICATIONS

3 DEMING Fig. 4700 Vertical Turbine Pump designed for 150 GPM at 90 feet head, including:
5 HP 1750RPM Volt _____ Phase _____ Cycle _____
G.E. Vertical Hollowshaft Motor _____

SD-44-10 Surface Discharge Head with _____ inch discharge flange with bolts and gasket.

70 feet 4" x 1 1/4" Column and shaft with RUBBER Bearings on 10 foot centers

7 Stage 6 inch ENAMELED Bowl Assembly using Impeller 22957 from Curve PC-3186

10 feet 4 inch BLACK STEEL suction pipe
4 inch KEYSTONE TYPE TC GALV. strainer

MOTOR TO BE FURNISHED BY OTHERS.

When properly endorsed this print is correct for


ENVIRONMENTAL PRODUCTS INC.
 Customer's P.O. 2190 Turbine No. T-74756-57E58
 Date 4-4-75 By David E. Snyder

MARK NEW RIVER WELLS N.P. & Q. So. 06107-00

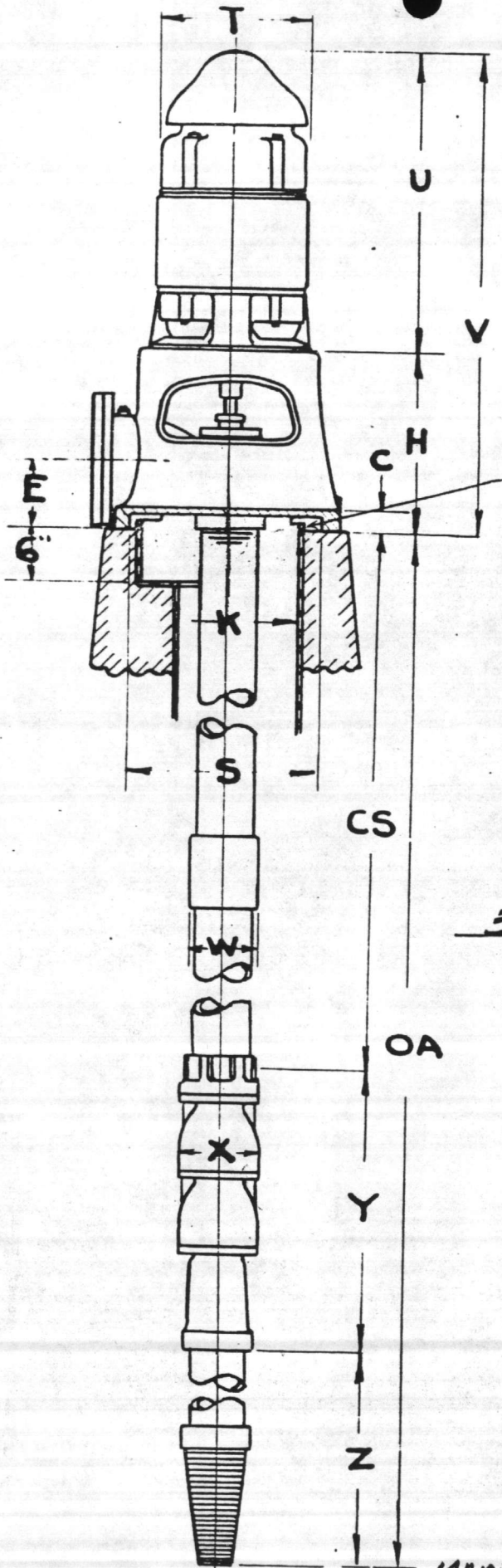
THE DEMING COMPANY

SALEM, OHIO

Deming - Form 314



DEMING VERTICAL TURBINE PUMPS



Recess for 1" casing extension. For well casing smaller than "K" use alternate arrangement shown at left.

DIMENSIONS			
A	14"	S	12 3/4"
B	12 3/8"	T	
C	2"	U	
D	5 1/8"	V	
E	6"	W	5"
F	7 1/2"	X	5 3/4"
H	15 1/2"	Y	4'-8 1/8"
K	6"	Z	10'-11"
M	9"	CS	70'-0"
R	19 1/8"	OA	85'-7 1/8"


SPECIFICATIONS

3 DEMING Fig. 4700 Vertical Turbine Pump designed for 150 GPM at 90 feet head, including:-
5 HP 1750RPM _____ Volt _____ Phase _____ Cycle
G.E. Vertical Hollowshaft Motor _____

SD-44-10 Surface Discharge Head with _____ inch discharge flange with bolts and gasket.
70 feet 4" x 1 1/4" Column and shaft with RUBBER Bearings on 10 foot centers
7 Stage 6 inch ENAMELED Bowl Assembly using Impeller 22957 from Curve PC-3186
10 feet 4 inch BLACK STEEL suction pipe
4 inch KEYSTONE TYPE TC GALV. strainer
MOTOR TO BE FURNISHED BY OTHERS.

When properly endorsed this print is correct for
ENVIRONMENTAL PRODUCTS INC.
 Customer's P.O. 2190 Turbine No. T-74756-57E58
 Date 4-4-75 By David E. Snyder

MARK NEW RIVER WELLS N.P. & Q. 50.06107-00



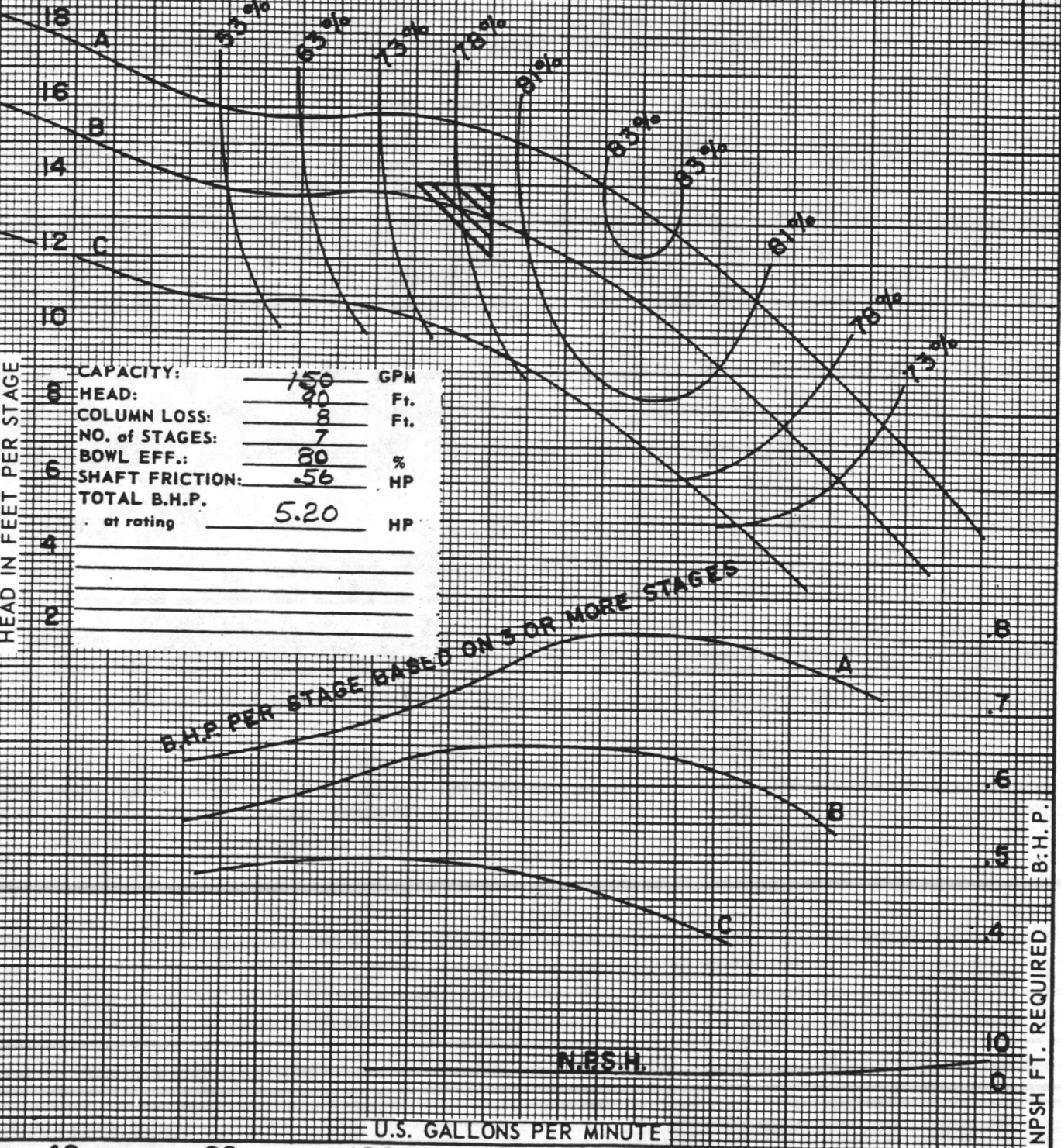
SIZE XH6 SINGLE STAGE PERFORMANCE 1770 R.P.M.

EFFICIENCY CHANGE:		DIMENSIONS		FIG. 4700	FIG. 4750
3	STAGE DEDUCT	0	POINTS	5 3/4	5 3/4
2	STAGE DEDUCT	2	POINTS	17 1/8	20 1/8
1	STAGE DEDUCT	4	POINTS	6 1/2	6 1/2
ENAMELED BOWLS		THRUST FACTOR =		3.9	3.9

SUCTION - I.D. PIPE SIZE 4" SIZE COLUMN ADAPTER (4) " OR, 5" SEMI-ENC. IMPELLER NO. 22957

FOR OVER 40 STAGES CHECK BOWL LIMITATION ENGINEERING SECTION

CURVE	IMPELLER DIAMETER
A	4 7/16
B	4 1/2
C	4



CAPACITY: 150 GPM

HEAD: 90 Ft.

COLUMN LOSS: 8 Ft.

NO. of STAGES: 7

BOWL EFF.: 80 %

SHAFT FRICTION: .56 HP

TOTAL B.H.P. at rating: 5.20 HP

NPSH FT. REQUIRED B.H.P.



1

2

3

4

5

6

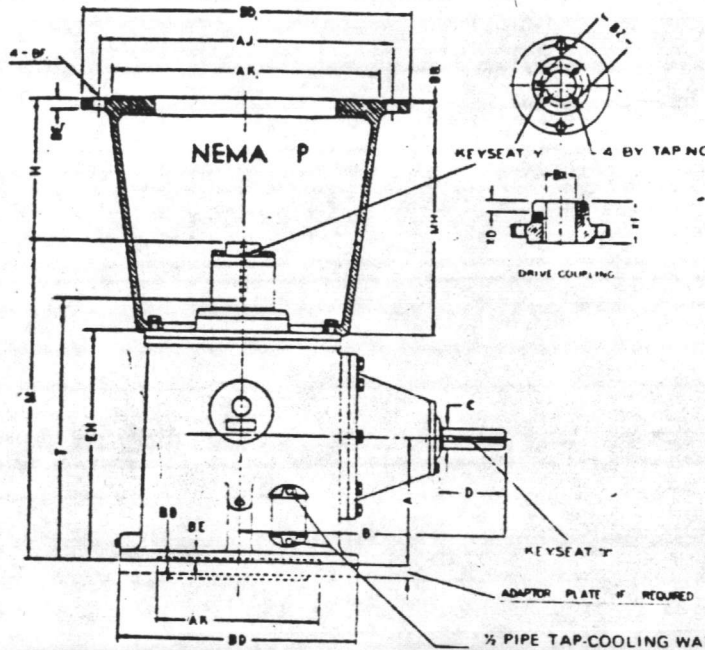
7

8

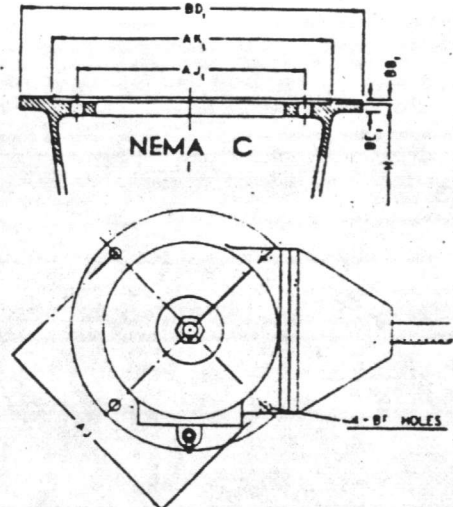
JOHNSON RIGHT ANGLE GEAR DRIVE

DIVISION OF ARROW GEAR COMPANY

Customer Crane CO. Order No. 404537
 Customer's Reference
 Serial No. 49840 Model HA 15 Ratio 1:1 Rotation Fig. 1
 Approved by ps Date 4/8/75 Drive Coupling "BX" 3/4" Type NR



NEMA P MOTOR STAND



DIMENSIONS OF JOHNSON COMBINATION RIGHT ANGLE GEAR DRIVES TABLE 2

Model	A	B	C	D	EH	H	M	BE	BD	AJ	AK	BB	BF	Keyseat X
HA15	6 3/8	13	1 1/4	2 3/4	10 3/8	3 1/8	16	5/8	10	9 1/8	8 1/4	3/8	3/8	1/4 x 1/8 x 2 1/2
HB40(42)	9	16	1 1/2	3 1/2	15 1/4	3 1/8	22 1/4	3/4	12	9 1/8	8 1/4	3/8	3/8	1/4 x 1/8 x 3
HB40	9	16	1 1/2	3 1/2	15 1/4	3 1/8	22 1/4	3/4	16 1/2	14 3/4	13 1/2	3/8	1 1/8	3/8 x 3/8 x 3
HC60	9	16	1 1/2	3 1/2	15 1/4	3 1/8	22 1/4	3/4	16 1/2	14 3/4	13 1/2	3/8	1 1/8	3/8 x 3/8 x 3
HD90	11 3/8	17 1/2	2	3 1/2	19 3/8	3 1/8	26 3/4	1	16 1/2	14 3/4	13 1/2	3/8	1 1/8	1/2 x 1/4 x 3
HE150	13 1/4	20 1/2	2 3/8	4 3/4	23 3/8	3 1/8	31 3/4	1	20	14 3/4	13 1/2	3/8	1 1/8	3/8 x 3/8 x 4
HF200	15	24	2 3/4	5 1/2	26 3/8	3 1/8	36	1 1/8	20	14 3/4	13 1/2	3/8	1 1/8	3/8 x 3/8 x 5
HG250	16 1/2	29	2 3/4	5 1/2	29 3/8	3 1/8	40 1/4	1 1/4	24 1/2	14 3/4	13 1/2	3/8	1 1/8	3/8 x 3/8 x 5
HH350	16 1/2	30	3	5 3/4	29 3/8	3 1/8	41 3/4	1 1/4	24 1/2	14 3/4	13 1/2	3/8	1 1/8	3/8 x 3/8 x 5
HH425	16 1/2	31	3 1/2	6 3/4	29 3/8	3 1/8	41 3/4	1 1/4	24 1/2	14 3/4	13 1/2	3/8	1 1/8	3/8 x 3/8 x 5 3/4
HI500	16 1/2	33	3 3/4	7 1/2	31 3/8	3 1/8	45 3/4	1 1/4	24 1/2	14 3/4	13 1/2	3/8	1 1/8	3/8 x 3/8 x 5 3/4
HJ600	19	36	4	7 1/2	37	3 1/8	48 3/4	1 1/2	30 1/2	26	22	3/8	1 1/8	1 x 1/2 x 7

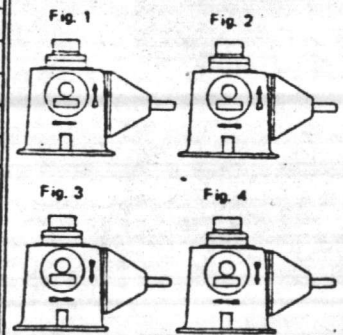
*Also 5/8-11 Tap on 14% AJ 1" Deep

MAX. DRIVE COUPLING AND KEYSAT

MOTOR STAND

ROTATION DIAGRAM

Model	XF	XD	BX		BY	BZ	T	Y	MH	BD1	AJ1	AK1	BB1	BF1	BE1
			Fig. 1 & 4	Fig. 2 & 3											
HA15	1 1/8	3/8	3/4	10-32	1 3/8	12 1/4	3/8 x 3/8 x 5 1/4	8 1/2	10	9 1/8	8 1/4	3/8	3/8	3/8-16	1/2
HB40	2 1/8	3/8	1 1/2	1/4-20	2 1/8	17 3/4	3/8 x 3/8 x 6 1/2								
HC60	2 1/8	3/8	1 1/2	1/4-20	2 1/8	17 3/4	3/8 x 3/8 x 6 1/2								
HD90	2 1/8	3/8	1 1/2	1/4-20	2 1/8	22 3/8	3/8 x 3/8 x 6 1/2								
HE150	2 3/8	3/8	1 3/4	1/4-20	2 1/2	26 1/2	1/2 x 1/4 x 7								
HF200	2 3/8	1 1/8	2	1/4-20	2 1/2	30	1/2 x 1/4 x 8								
HG250	3	1 1/8	2 3/8	3/8-16	3 1/4	34	1/2 x 1/4 x 9								
HH350	3 1/4	1 3/8	2 3/8	3/8-16	3 1/4	34	3/8 x 3/8 x 10								
HH425	3 1/4	1 3/8	2 3/8	3/8-16	3 1/4	35	3/8 x 3/8 x 11								
HI500	4	1 3/8	2 1 1/8	3/8-16	3 3/4	39 1/2	3/8 x 3/8 x 12								
HJ600	4	1	3 3/8	3/8-16	4 1/4	39 1/2	3/8 x 3/8 x 12								




Tolerances: Drive Shaft "C" plus .000 minus .001; Base Rabbet "AK" plus .002 plus .005; Coupling Bore "BX" plus .0005 plus .0015; Motor Stand Rabbet "AK1" plus .000 minus .005 - Unfinished cast surfaces subject to normal variation.

921 PARKER ST. • BERKELEY, CALIF. 94710 • AREA (415) 845-7377

TELEX 336-435

36C2



ACKNOWLEDGEMENT

JOHNSON RIGHT ANGLE GEAR DRIVE

DIVISION OF ARROW GEAR COMPANY

921 PARKER ST. • BERKELEY, CALIF. 94710 • AREA (415) 845-7377
CABLE: JOHNSDRIVE TELEX 336-435

April 8, 1975

our Job #1161

Deming Division
Crane Co.
884 So. Broadway
Salem, Ohio 44460

Attn: Mr. Ed Rowedda

Re: Our Serial #49840

APR 11 '75 - 1 00 PM

Gentlemen:

We wish to thank you for your Order No. 404537 dated 3/26/75
for: 1 Model HA 15 Johnson Combination Right Angle Gear Drive,
1:1 ratio, Figure 1 rotation, Non Reverse, 3/4" clutch
bore, Motor Stand: MH-8 1/2", BD1-10",
Serial #49840

Please check enclosed dimension prints carefully as they indicate our interpretation of your order.

This order is accepted subject to the terms and conditions printed on the reverse side hereof.

will be
Shipment scheduled for delivery from our plant after approval


Very truly yours,

JOHNSON RIGHT ANGLE GEAR DRIVE
DIVISION OF ARROW GEAR COMPANY


Ms. Patricia Smith

Enc. :12
:cj





CRANE CO. • 884 SOUTH BROADWAY • SALEM, OHIO 44460

Environmental Products, Inc.
P.O. Drawer 2385
Hickory, N. Car. 28601DATA TRANSMITTAL

DATE: 4-10-75

Attention: ~~Mr. J. J. Bennett~~

Subject:

Purchase Order 2190

Deming Order 6107 S/N T-74756-58

Project:

Gentlemen:

Attached is data as listed below:

QTY:	DESCRIPTION:	NUMBER & REMARKS:
3	DIMENSION DRAWING	DATED
3	PERFORMANCE CURVE	
3	BULLETIN	Fig. 4700
3	INSTRUCTION MANUAL WITH PARTS LIST	" "

~~xxxx~~ Above submittal is for APPROVAL and we are withholding the order from entry for production awaiting receipt of approved data at this office along with full information to enable us to proceed. See note * below.

() Above submittal is for record and file. We are proceeding with production in accordance with same. Please note that any changes after this date may result in delays and possible additional charges.

() Above for record and file.

REMARKS:

Richard Ferguson Turbine Dept.


Application Engineering Dept.


*NOTE: When for approval, attached copy of this letter returned with your release will facilitate identification and handling.

APPROVED FOR PRODUCTION: (date)

FILE


For








10-2-95


Removed well pump + motor
from TC 1255 + installed
in this well pump, was not
in the best of shape made a
lot of noise











1253

DATE
7-23-89

LENGTH
OF
AIR LINE
84'

STATIC
LEVEL
39'

PUMPING
LEVEL
42'

DRAW
DOWN
3'

DISCHARGE
PRESSURE
21

CAP. PER
FOOT OF
DRAW DOWN
104

TOTAL
CAP.
1035

42

3'

18

119

1050

43

4'

15

133

1100

44

5'

12

143

1112

45

6'

0

180

1130

REMARKS:

used direct reading gauge

test set 12 PSI @ 44' @ 5' 16 GPM 143

NO. OF
LINE
STATION:
IS
RESULT:



[Faint, illegible handwriting in the center of the page]

Peabody Petersen

Peabody Petersen Co.
 1930 Silver Star Road. | P. O. Box 7934
 Orlando, Florida 32804 | Telephone 305 299-3020

LETTER OF TRANSMITTAL

To: LCDR K. W. MEEKS
BUILDING 1005
MARINE CORPS BASE
CAMP LEJEUNE, N.C. 28542

Date	18 JULY, 1975 ^{Gal. Ed.}
Customer Order No.	N62470-73-C-1155
Attention	OICC
Re:	UTILITIES EXPANSION
	MCAS (H) NEW RIVER
	JACKSONVILLE, N.C.
Copies Mailed To:	HOME OFFICE
	OPERATIONS DIVISION
	<u>FIELD FILE</u> CACTR

Gentlemen:

We are sending You

- Attached
- Under separate cover via _____ the following items:
- Shop drawings
- Prints
- Plans
- Samples
- Specifications
- Copy of letter
- Change order
- WELL DATA

COPIES	DATE	NUMBER	DESCRIPTION
3	18 JULY, 75	100	ELECTRIC LOG; WATER SAMPLES & WELL RECOMMENDATIONS. FOR WELL Q: APPROVED.

2993 LAWTON PRINTERS Orlando, Distributors


Remarks:

FOR YOUR RECORD FILES & INFORMATION

Peabody S. E., Inc.
 P. O. Drawer 7248 #7409
 Jacksonville, N. C. 28540

Copy To: _____

Signed: _____





N.W.W.A.
N.C.W.W.A.


CAROLINA WELL AND PUMP COMPANY, INC.

Complete Well and Pump Service

P. O. BOX 1085

TELEPHONE 776-3415

SANFORD, NORTH CAROLINA 27330



June 20, 1975

Mr. Felix E. Acosta
Peabody S. E., Inc.
Post Office Drawer 7248
Jacksonville, North Carolina 28540

MCAS
1253

Dear Mr. Acosta:

Our recommendations on Well Q would be to set:

50' of 18" pit casing
15' of 8" Screen 120' to 135'
15' of 8" Screen 155' to 170'
10' of Pipe below the screen

We feel like this well would produce 200 GPM of water.

Very truly yours;

Carolina Well and Pump Company, Inc.

Worth F. Pickard
WFP/er

UTILITIES EXPANSION MARINE CORPS AIR STATION NEW RIVER CONTRACT NG2470-73-C-1155 JACKSONVILLE, NORTH CAROLINA	
SPEC. PAR. NO. 15A.3.7	CONTRACT DVG. NO.
CK. & APP. BY <i>[Signature]</i>	DATE 11 July, 1975
PEABODY-PETERSEN CO Job No. 7409	

CHEMICAL ANALYSIS OF WATER UTILITIES EXPANSION
 Division of Health Services, Laboratory
 P. O. Box 23047, Raleigh, North Carolina 27611
 MARINE CORPS AIR STATION
 NEW RIVER

Complete all items above Heavy CONTRACT NO. 24-0-73-C-1155
 (see instructions on reverse) JACKSONVILLE, NORTH CAROLINA

Name of Owner or Supply: Camp Ligon

Address: Jacksonville, NC

Well No. Q

County: Onslow

Report to: North F. Dickert

Address: Box 1085

Stanford, NC 27330

Collected by: Ralph W. Harrison

Date Collected: 5-9-75 Time: 11:00 AM

Remarks: Sample # 1
185-200

Type of Supplier: 15435 [] 5-Association
 [] 1-Municipal [] 6-Industrial
 [] 2-Sectary [] 7-Institution
 [] 3-APPBY [] 8-Private
 [] 4-Comm. PEABODY-PETERSEN CO.
 Job No. 7409

Source of Water: [] 1-Ground [] 3-Both
 [] 2-Surface [] 4-Purchased

Source of Sample: [] 2-House Tap
 [] 1-Well tap [] 3-Distribution Tap

Type of Sample: [] 2-Treated
 [] 1-Raw

Type of Treatment: [] 5-Lime
 [] 1-Chlorinated [] 6-Soda Ash
 [] 2-Fluoridated [] 7-Polyphosphate
 [] 3-Filtered [] 8-Water Softener
 [] 4-Alum [] 9-Other

Analysis Desired: [] 1-Complete analysis (18 tests)
 [] 2-Partial analysis (9 tests)

ANALYSIS

Color (000)	<u>8</u> units	PH	(00.0)	<u>8.3</u>
-------------	----------------	----	--------	------------

Results in Parts per Million

Alkalinity CaCO ₃ (000)	<u>330</u>	Fluoride (0.00)	<u>1.54</u>
Total Hardness (000)	<u>29</u>	Arsenic (*0.00)	<u><0.01</u>
Iron (*00.00)	<u><0.05</u>	Cadmium (*0.00)	<u><0.01</u>
Manganese (*00.00)	<u><0.03</u>	Chromium ⁶ (*0.00)	<u><0.05</u>
Turbidity SiO ₂ (000)	<u>.45</u>	Copper (*00.00)	<u><0.05</u>
Acidity CaCO ₃ (000)	<u>26.8</u>	Lead (*0.00)	<u><0.05</u>
Chloride (000)	<u>64</u>	Zinc (*00.00)	<u>0.66</u>
Sodium (000)	<u>160</u>		<u>7.4</u>
Potassium (00.0)	<u>10.0</u>		<u>2.5</u>

Date received: 5-14-75 Date reported: _____
 Date analyzed: _____ Reported by: _____ Lab. No. _____

ANALYSIS

Color	Units	Results in parts per million	ppm
0.00	8		0.00
1.00	2.30		1.00
2.00	2.00		2.00
3.00	2.00		3.00
4.00	2.00		4.00
5.00	2.00		5.00
6.00	2.00		6.00
7.00	2.00		7.00
8.00	2.00		8.00
9.00	2.00		9.00
10.00	2.00		10.00

UTILITIES EXPANSION
MARINE CORPS AIR STATION
NEW RIVER
CONTRACT N62470-73-C-1155
JACKSONVILLE, NORTH CAROLINA

NORTH CAROLINA DEPARTMENT OF HUMAN RESOURCES
CHEMICAL ANALYSIS OF WATER
Division of Health Services, Laboratory
P. O. Box 280-7, Raleigh, North Carolina 27611

CONTRACT 15435
DWG. NO. 2761
DATE 11 July, 1975
PEABODY-PETERSEN CO.
Job No. 7409

Complete all items above here
(see instructions on reverse side)

Name of Owner or Supply: Camp Lejune
Address: Jacksonville, NC
Well No. Q
County: Onslow
Report to: Worth F Pickard
Address: Box 1085
Sanford, N.C. 27330
Collected by: Ralph W Harrison
Date Collected: 5-13-75 Time: 2:00 pm
Remarks: Sample # 2
147-162

Type of Supplier:

<input type="checkbox"/> 1-Municipal	<input type="checkbox"/> 5-Association
<input type="checkbox"/> 2-Sanitary District	<input type="checkbox"/> 6-Industrial
<input type="checkbox"/> 3-Mobile Home Park	<input type="checkbox"/> 7-Institution
<input type="checkbox"/> 4-Community	<input type="checkbox"/> 8-Private
	<input type="checkbox"/> 9-Other <u>Co</u>

Source of Water:

<input checked="" type="checkbox"/> 1-Ground	<input type="checkbox"/> 3-Both
<input type="checkbox"/> 2-Surface	<input type="checkbox"/> 4-Purchased

Source of Sample:

<input checked="" type="checkbox"/> 1-Well tap	<input type="checkbox"/> 2-House Tap
	<input type="checkbox"/> 3-Distribution Tap

Type of Sample:

<input checked="" type="checkbox"/> 1-Raw	<input type="checkbox"/> 2-Treated
---	------------------------------------

Type of Treatment:

<input checked="" type="checkbox"/> 0-None	<input type="checkbox"/> 5-Lime
<input type="checkbox"/> 1-Chlorinated	<input type="checkbox"/> 6-Soda Ash
<input type="checkbox"/> 2-Fluoridated	<input type="checkbox"/> 7-Polyphosphate
<input type="checkbox"/> 3-Filtered	<input type="checkbox"/> 8-Water Softener
<input type="checkbox"/> 4-Alum	<input type="checkbox"/> 9-Other

Analysis Desired:

<input checked="" type="checkbox"/> 1-Complete analysis (18 tests)
<input type="checkbox"/> 2-Partial analysis (9 tests)

ANALYSIS

Color (000)	10 units	Ph (00.0)	8.2
Results in Parts per Million			
Alkalinity CaCO ₃ (000)	318	Fluoride (0.00)	1.30
Total Hardness (000)	31	Arsenic (*0.00)	< 0.01
Iron (*00.00)	< 0.01	Cadmium (*0.00)	< 0.01
Manganese (*00.00)	< 0.01	Chromium ⁺⁶ (*0.00)	< 0.01
Turbidity SiO ₂ (000)	.55	Copper (*00.00)	< 0.05
Acidity CaCO ₃ (000)	24.0	Lead (*0.00)	< 0.05
Chloride (000)	60	Zinc (*00.00)	0.05
Sodium (000)	220	Magnesium	9.6
Potassium (00.0)	15.0		2.7

NORTH CAROLINA DEPARTMENT OF HUMAN RESOURCES
 CHEMICAL ANALYSIS OF WATER
 Division of Health Services, Laboratory Section
 P. O. Box 28047, Raleigh, North Carolina 27611
 CONTRACT N62470-73-C-1155
 JACKSONVILLE, NORTH CAROLINA

PAR. NO. 154.3.5 CONTRACT DWG. NO. _____
 APP. BY [Signature] DATE 11 July 1975

Complete all items above Heavy Line
 (see instructions on reverse side)

Name of Owner or Suppl.: Camp Lejeune

Address: Jacksonville, NC

Well No. Q

County: Onslow

Report to: Worth F. Pickard

Address: Box 1085

Sanford, NC 27330

Collected by: Ralph W. Harrison

Date Collected: 5-14-75 Time: 12:00 PM

Remarks: Sample 3
127-139

Type of Supply Location
 1-Municipal Job No. 7409
 2-Sanitary District
 3-Mobile Home Park
 4-Community
 5-Industrial
 6-Institution
 7-Private
 8-Other

Source of Water:
 1-Ground
 2-Surface
 3-Both
 4-Purchased

Source of Sample:
 1-Well tap
 2-House Tap
 3-Distribution Tap

Type of Sample:
 1-Raw
 2-Treated

Type of Treatment:
 0-None
 1-Chlorinated
 2-Fluoridated
 3-Filtered
 4-Alum
 5-Lime
 6-Soda Ash
 7-Polyphosphate
 8-Water Softener
 9-Other

Analysis Desired:
 1-Complete analysis (18 tests)
 2-Partial analysis (9 tests)

ANALYSIS

Color (000)	<u>12</u> units	Ph (00.0)	<u>8.3</u>
Results in Parts per Million			
Alkalinity CaCO ₃ (000)	<u>300</u>	Fluoride (0.00)	<u>1.40</u>
Total Hardness (000)	<u>28</u>	Arsenic (0.00)	<u><0.01</u>
Iron (00.00)	<u><0.05</u>	Cadmium (0.00)	<u><0.01</u>
Manganese (00.00)	<u><0.03</u>	Chromium ⁶ (0.00)	<u><0.05</u>
Turbidity SiO ₂ (000)	<u>.45</u>	Copper (00.00)	<u><0.05</u>
Acidity CaCO ₃ (000)	<u>23.5</u>	Lead (0.00)	<u><0.05</u>
Chloride (000)	<u>47</u>	Zinc (00.00)	<u>0.06</u>
Sodium (000)	<u>140</u>		<u>1.5</u>
Potassium (00.0)	<u>10.4</u>		<u>2.2</u>

UTILITIES EXPANSION
MARINE CORPS AIR STATION

CONTRACT NO. AN-3-C-1155

CONTRACT NO. AN-3-C-1155

CONTRACT NO. AN-3-C-1155

CONTRACT NO. AN-3-C-1155

CONTRACT NO. AN-3-C-1155

CONTRACT NO. AN-3-C-1155

CONTRACT NO. AN-3-C-1155

CONTRACT NO. AN-3-C-1155

CONTRACT NO. AN-3-C-1155

CONTRACT NO. AN-3-C-1155

CONTRACT NO. AN-3-C-1155

CONTRACT NO. AN-3-C-1155

CONTRACT NO. AN-3-C-1155

CONTRACT NO. AN-3-C-1155

CONTRACT NO. AN-3-C-1155

CONTRACT NO. AN-3-C-1155

CONTRACT NO. AN-3-C-1155

CONTRACT NO. AN-3-C-1155

CONTRACT NO. AN-3-C-1155

CONTRACT NO. AN-3-C-1155

CONTRACT NO. AN-3-C-1155

CONTRACT NO. AN-3-C-1155

CONTRACT NO. AN-3-C-1155

CONTRACT NO. AN-3-C-1155

CONTRACT NO. AN-3-C-1155

CONTRACT NO. AN-3-C-1155

CONTRACT NO. AN-3-C-1155

CONTRACT NO. AN-3-C-1155

CONTRACT NO. AN-3-C-1155

CONTRACT NO. AN-3-C-1155

Handwritten notes and signatures on the right side of the page, including a signature at the top right and various illegible markings throughout the right margin.

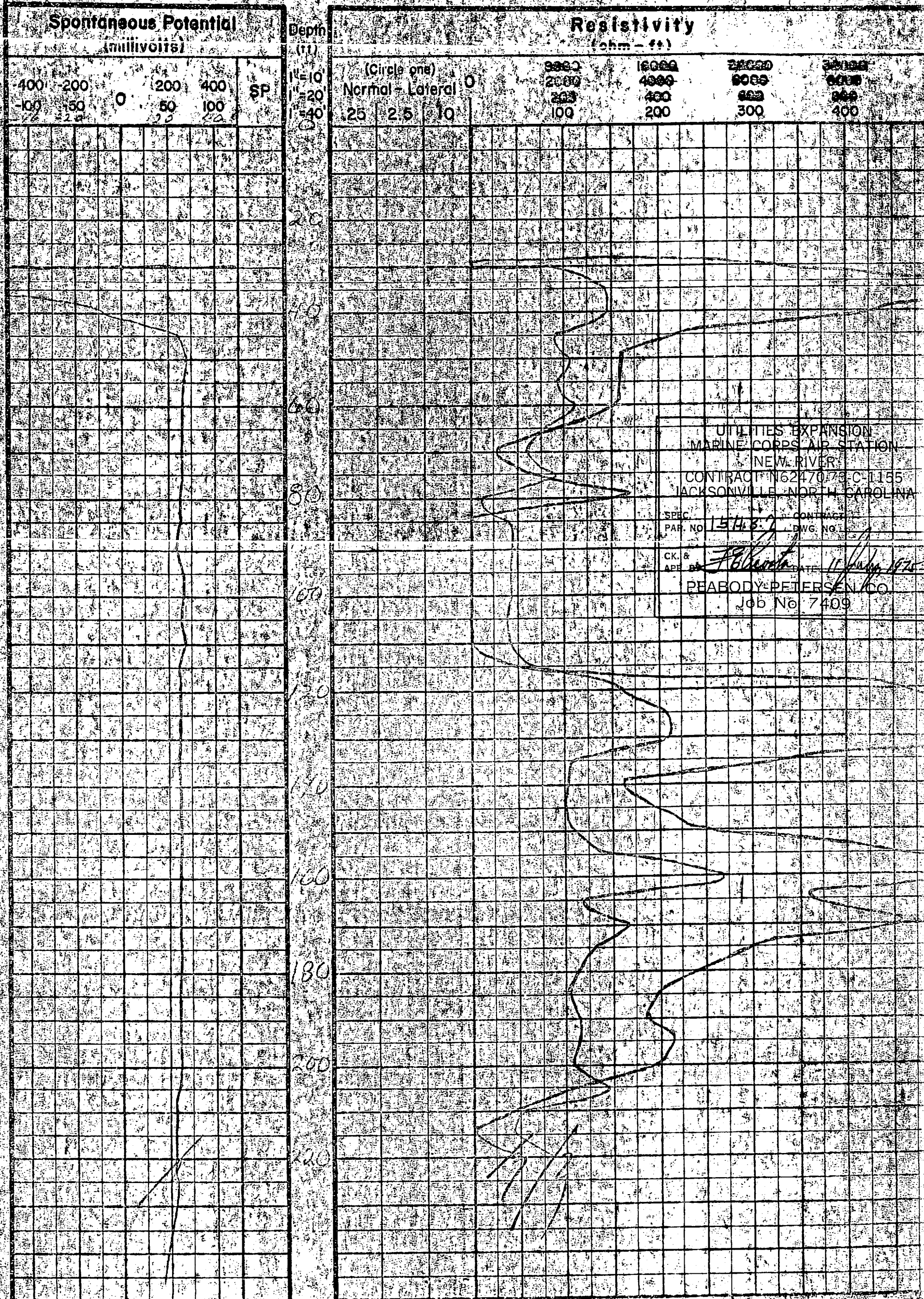
ANALYSIS


ANALYSIS	RESULTS IN PARTS PER MILLION	DATE	TIME	NO. OF
1-Total Solids	8.3			
2-Dissolved Solids				
3-Total Hardness				
4-Calcium Hardness				
5-Magnesium Hardness				
6-Total Chloride				
7-Total Sulfate				
8-Total Nitrate				
9-Total Phosphate				
10-Total Ammonia				
11-Total Nitrite				
12-Total Nitrogen				
13-Total Phosphorus				
14-Total Iron				
15-Total Copper				
16-Total Lead				
17-Total Cadmium				
18-Total Zinc				
19-Total Manganese				
20-Total Barium				
21-Total Strontium				
22-Total Magnesium				
23-Total Calcium				
24-Total Sodium				
25-Total Potassium				
26-Total Chloride				
27-Total Sulfate				
28-Total Nitrate				
29-Total Nitrite				
30-Total Ammonia				
31-Total Phosphate				
32-Total Iron				
33-Total Copper				
34-Total Lead				
35-Total Cadmium				
36-Total Zinc				
37-Total Manganese				
38-Total Barium				
39-Total Strontium				
40-Total Magnesium				
41-Total Calcium				
42-Total Sodium				
43-Total Potassium				

ELECTRIC LOG BY

JOHNSON-KECK™ DR-61 ELECTRICAL LOGGING SYSTEM

Well Q Owner Camp Levee
 Location Drill Field Date 5/7/75
 Borehole depth 227 ft. dia. 6 in. Casing depth 31 ft. dia. 8 in.
 Mud resistivity _____ temperature _____ F
 viscosity _____ sec. weight _____ lb/gal type _____
 Measuring point 0 ft. above/below ground level
 Fluid level in hole 6 ft. Other logs _____
 Driller Ralph Harrison E-log operator DAN C. Stone





NORTH CAROLINA DEPARTMENT OF HUMAN RESOURCES
 CHEMICAL ANALYSIS OF WATER
 Division of Health Services, Laboratory Section
 P. O. Box 28047, Raleigh, North Carolina 27611

Complete all items above Heavy Line
 (see instructions on reverse side)

Name of Owner or Supply: CAMP LEJUNE
 Address: JACKSONVILLE NC
 Well No. 9

County: ONSLOW
 Report to: WORTH F PICKARD

Address: BOX 1085
SANFORD NC 27330

Collected by: RALPH W. HARRISON

Date Collected: 5-9-75 Time: 11:00 A.M.

Remarks:
SAMPLE #1
185-200

Type of Supplier:

<input type="checkbox"/>	1-Municipal	<input type="checkbox"/>	5-Association
<input type="checkbox"/>	2-Sanitary District	<input type="checkbox"/>	6-Industrial
<input type="checkbox"/>	3-Mobile Home Park	<input type="checkbox"/>	7-Institution
<input type="checkbox"/>	4-Community	<input type="checkbox"/>	8-Private
		<input type="checkbox"/>	9-Other <u>Gov</u>

Source of Water:

<input checked="" type="checkbox"/>	1-Ground	<input type="checkbox"/>	3-Both
<input type="checkbox"/>	2-Surface	<input type="checkbox"/>	4-Purchased

Source of Sample:

<input checked="" type="checkbox"/>	1-Well tap	<input type="checkbox"/>	2-House Tap
		<input type="checkbox"/>	3-Distribution Tap

Type of Sample:

<input checked="" type="checkbox"/>	1-Raw	<input type="checkbox"/>	2-Treated
-------------------------------------	-------	--------------------------	-----------

Type of Treatment:

<input checked="" type="checkbox"/>	0-None	<input type="checkbox"/>	5-Lime
<input type="checkbox"/>	1-Chlorinated	<input type="checkbox"/>	6-Soda Ash
<input type="checkbox"/>	2-Fluoridated	<input type="checkbox"/>	7-Polyphosphate
<input type="checkbox"/>	3-Filtered	<input type="checkbox"/>	8-Water Softener
<input type="checkbox"/>	4-Alum	<input type="checkbox"/>	9-Other

Analysis Desired:

<input checked="" type="checkbox"/>	1-Complete analysis (18 tests)
<input type="checkbox"/>	2-Partial analysis (9 tests)

ANALYSIS

Color	(000)	<u>8</u>	units	Ph	(00.0)	<u>8.3</u>
-------	-------	----------	-------	----	--------	------------

Results in Parts per Million

Alkalinity CaCO ₃	(000)	<u>330</u>	Fluoride	(0.00)	<u>1.54</u>
Total Hardness	(000)	<u>29</u>	Arsenic	(*0.00)	<u>< 0.01</u>
Iron	(*00.00)	<u>< 0.03</u>	Cadmium	(*0.00)	<u>< 0.01</u>
Manganese	(*00.00)	<u>< 0.03</u>	Chromium ⁺⁶	(*0.00)	<u>< 0.05</u>
Turbidity SiO ₂	(000)	<u>.45</u>	Copper	(*00.00)	<u>< 0.05</u>
Acidity CaCO ₃	(000)	<u>26.8</u>	Lead	(*0.00)	<u>< 0.05</u>
Chloride	(000)	<u>64</u>	Zinc	(*00.00)	<u>0.06</u>
Sodium	(000)	<u>160</u>	CALCIUM		<u>7.4</u>
Potassium	(00.0)	<u>10.0</u>	MAGNESIUM		<u>2.5</u>

Date received 5-19-75 Date reported 5-28-75
 Date analyzed _____ Reported by _____ Lab. No. 7919

Peabody S. E., Inc.
P. O. Drawer 7248
Jacksonville, N. C. 28540
REC'D JUN 12 1975

NORTH CAROLINA DEPARTMENT OF HUMAN RESOURCES
CHEMICAL ANALYSIS OF WATER
 Division of Health Services, Laboratory Section
 P. O. Box 28047, Raleigh, North Carolina 27611

Complete all items above Heavy Line
 (see instructions on reverse side)

Name of Owner or Supply: Camp Lyone
 Address: Jacksonville, NC
 Well no. 0
 County: Curritow
 Report to: Walter F. Fisher
 Address: Box 1085
Sanford, NC 27330
 Collected by: Hayden Harrison
 Date Collected: _____ Time: _____
 Remarks: 124-218-225

Type of Supplier: 1-Municipal 5-Association
 2-Sanitary District 6-Industrial
 3-Mobile Home Park 7-Institution
 4-Community 8-Private
 9-Other _____

Source of Water: 1-Ground 3-Both
 2-Surface 4-Purchased

Source of Sample: 1-Well tap 2-House Tap
 3-Distribution Tap

Type of Sample: 1-Raw 2-Treated

Type of Treatment: 0-None 5-Lime
 1-Chlorinated 6-Soda Ash
 2-Fluoridated 7-Polyphosphate
 3-Filtered 8-Water Softener
 4-Alum 9-Other _____


Analysis Desired: 1-Complete analysis (18 tests)
 2-Partial analysis (9 tests)

APPROVED
SUBJECT TO REQUIREMENTS OF
SPECIFICAT
J. K. TIMMONS & ASSOCIATES
CONSULTING ENGINEERS
 BY: _____
 DATE: _____

ANALYSIS

Color (000)	20	units	Ph (00.0)	8.2
Results in Parts per Million				
Alkalinity CaCO ₃ (000)	330	Fluoride (0.00)	1.48	
Total Hardness (000)	39	Arsenic (*0.00)	<0.01	
Iron (*00.00)	0.08	Cadmium (*0.00)	<0.01	
Manganese (*00.00)	<0.03	Chromium ⁶ (*0.00)	<0.05	
Turbidity SiO ₂ (000)	3	Copper (*00.00)	<0.05	
Acidity, CaCO ₃ (000)	4	Lead (*0.00)		
Chloride (000)	66	Zinc (*00.00)	0.08	
Sodium (000)	2.02		11.0	
Potassium (00.0)	13.0		2.9	

Date received _____ Date reported _____
 Date analyzed _____ Reported by _____
 Lab. No. 17203



PUMPING TEST DATA

Test conducted by: Carolina Well and Pump Company, Inc. By: Ralph W. Harrison
 Well Owner: Air Station - Camp Lejeune Address: Jacksonville, North Carolina
 Pumped Well No.: Q Location: _____ County: Onslow
 Observation Well Locations: _____
 Airline Lengths: Pumped Well _____ Observation Wells _____
 Remarks: _____

Pumping rate measured with: 3 X 4 Orifice Water levels measured with: Electric Tape

Pump Well Data

Date and Time	Elapsed Time Min.	Piezometer Tube Reading Inches	Pumping Rate GPM	Pump Discharge Pressure	Altitude Gauge Reading Feet	Feet to Water	Remarks	
3-11-75								
3:25						18.6		
3:30		Pumping Test Started						
3:45	15	5	100			20.5		
4:00	30	5	100			20.7		
4:15	45	5	100			20.10		
4:30	60	5	100			20.10		
5:00	90	5	100			20.10		
5:30	120	5	100			20.10		
6:00	150	5	100			20.10		
6:30	180	5	100			20.10		
7:00	210	5	100			20.10		
7:30	240	5	100			20.10		
8:00	270	5	100			20.10		
8:30	300	5	100			20.10		
9:00	330	5	100			20.10		
9:30	360	5	100			20.10		
10:00	390	5	100			20.10		
10:30	420	5	100			20.10		
11:00	450	5	100			20.10		
11:30	480	5	100			20.10		
12:00	510	5	100			20.10		
12:30	540	5	100			20.10		
1:00	570	5	100			20.10		
1:30	600	5	100			20.10		
2:00	630	5	100			20.10		
2:30	660	5	100			20.10		
3:00	690	5	100			20.10		
3:30	720	5	100			20.10		
4:00	750	5	100			20.10		
4:30	780	5	100			20.10		
4:45	795	13	150			22.2		
5:00	810	13	150			22.3		
5:15	825	13	150			22.5		
5:30	840	13	150			22.6		
6:00	870	13	150			22.7		
6:30	900	13	150			22.7		
7:00	930	13	150			22.7		
7:30	960	13	150			22.7		
8:00	990	13	150			22.7		
8:30	1020	13	150			22.7		
9:00	1050	13	150			22.7		
9:30	1080	13	150			22.8		
10:00	1110	13	150			22.8		
10:30	1140	13	150			22.8		

1975

1975



1975

PUMPING TEST DATA

Test conducted by: Carolina Well and Pump Company, Inc By: Ralph W. Harrison
 Well Owner: Air Station - Camp Lejeune Address: Jacksonville, North Carolina
 Pumped Well No.: 0 Location: _____ County: Onslow
 Observation Well Locations: _____
 Airline Lengths: Pumped Well _____ Observation Wells _____
 Remarks: _____

Pumping rate measured with: 3 X 4 Orifice Water levels measured with: Electric Tape

Pump Well Data

Date and Time	Elapsed Time Min.	Piezometer Tube Reading Inches	Pumping Rate GPM	Pump Discharge Pressure	Altitude Gauge Reading Feet	Feet to Water	Remarks
11:00	1170	13	150			22.8	
11:30	1200	13	150			22.8	
12:00	1230	13	150			22.8	
12:30	1260	13	150			22.8	
1:00	1290	13	150			22.8	
1:30	1320	13	150			22.6	
2:00	1350	13	150			22.8	
2:30	1380	13	150			22.8	
3:00	1410	13	150			22.8	
3:30	1440	13	150			22.8	
4:00	1470	13	150			22.8	
4:30	1500	13	150			22.8	
5:00	1530	13	150			22.8	
5:30	1560	13	150			22.8	
5:45	1575	23	200			24.4	
6:00	1590	23	200			24.5	
6:15	1605	23	200			24.6	
6:45	1635	23	200			24.7	
7:15	1665	23	200			24.8	
7:45	1695	23	200			24.8	
8:15	1725	23	200			24.8	
8:45	1755	23	200			24.8	
9:15	1785	23	200			24.8	
9:45	1815	23	200			24.8	
10:15	1845	23	200			24.8	
10:45	1875	23	200			24.8	
11:15	1905	23	200			24.8	
11:45	1935	23	200			24.8	
12:15	1965	23	200			24.8	
12:45	1995	23	200			24.8	
1:15	2025	23	200			24.8	
1:45	2055	23	200			24.8	
2:15	2085	23	200			24.8	
2:45	2115	23	200			24.8	
3:15	2145	23	200			24.8	
3:45	2175	23	200			24.8	
4:15	2205	23	200			24.8	
4:45	2235	23	200			24.8	
5:15	2265	23	200			24.8	
5:45	2295	23	200			24.8	
6:15	2325	23	200			24.8	
6:30	2340	35	250			26.1	
6:45	2355	35	250			26.3	
7:00	2370	35	250			26.3	





RECEIVED



CHEMICAL ANALYSIS OF WATER
 Division of Health Services, Laboratory Section
 P. O. 28047, Raleigh, North Carolina 27611

Complete all items above Heavy Line
 (see instructions on reverse side)

Name of Owner or Supply: CAMP LEJUNE

Address: JACKSONVILLE, N.C.

Well No. Q

County: ONCLOW

Report to: WORTH F. PICKARD

Address: BOX 1085

SANFORD, N. C. 27330

Collected by: RALPH W. HARRISON

Date Collected: 8/14/75

Remarks: ON PUMPING TEST MARINE BASE

**UTILITIES EXPANSION
 MARINE CORPS AIR STATION
 NEW RIVER
 CONTRACT NS2470-73-G-1155
 JACKSONVILLE, NORTH CAROLINA**

SPEC. PAR. NO. 15H-3.5 CONTRACT DWG. NO. _____

CK. & APP. BY [Signature] DATE 17 Sept 75

PEABODY-PETERSEN CO.
 Job No. 7400

Type of Supplier:

<input type="checkbox"/>	1-Municipal	<input type="checkbox"/>	5-Association
<input type="checkbox"/>	2-Sanitary District	<input type="checkbox"/>	6-Industrial
<input type="checkbox"/>	3-Mobile Home Park	<input type="checkbox"/>	7-Institution
<input type="checkbox"/>	4-Community	<input type="checkbox"/>	8-Private
		<input type="checkbox"/>	9-Other _____

Source of Water:

<input checked="" type="checkbox"/>	1-Ground	<input type="checkbox"/>	3-Both
<input type="checkbox"/>	2-Surface	<input type="checkbox"/>	4-Purchased

Source of Sample:

<input checked="" type="checkbox"/>	1-Well tap	<input type="checkbox"/>	2-House Tap
		<input type="checkbox"/>	3-Distribution Tap

Type of Sample:

<input checked="" type="checkbox"/>	1-Raw	<input type="checkbox"/>	2-Treated
-------------------------------------	-------	--------------------------	-----------

Type of Treatment:

<input checked="" type="checkbox"/>	0-None	<input type="checkbox"/>	5-Lime
<input type="checkbox"/>	1-Chlorinated	<input type="checkbox"/>	6-Soda Ash
<input type="checkbox"/>	2-Fluoridated	<input type="checkbox"/>	7-Polyphosphate
<input type="checkbox"/>	3-Filtered	<input type="checkbox"/>	8-Water Softener
<input type="checkbox"/>	4-Alum	<input type="checkbox"/>	9-Other _____

Analysis Desired:

<input checked="" type="checkbox"/>	1-Complete analysis (18 tests)
<input type="checkbox"/>	2-Partial analysis (9 tests)

ANALYSIS


Color (000)	10	units	Ph	(00.0)	8.3
-------------	----	-------	----	--------	-----

Results in Parts per Million

Alkalinity CaCO ₃ (000)	295	Fluoride (0.00)	1.36
Total Hardness (000)	34	Arsenic (*0.00)	< 0.01
Iron (*00.00)	< 0.05	Cadmium (*0.00)	< 0.01
Manganese (*00.00)	< 0.03	Chromium ⁺⁶ (*0.00)	< 0.05
Turbidity SiO ₂ (000)	.30	Copper (*00.00)	< 0.05
Acidity CaCO ₃ (000)	0	Lead (*0.00)	< 0.05
Chloride (000)	62	Zinc (*00.00)	0.05
Sodium (000)	165	Calcium	9.0
Potassium (00.0)	12.0	Magnesium	2.7

Date received August 20, 1975 Date reported August 27, 1975 Lab. No. 00133

Date analyzed _____ Reported by _____



12H 32
1508
1508

NORTH CAROLINA DEPARTMENT OF HUMAN RESOURCES

CHEMICAL ANALYSIS OF WATER
 Division of Health Services, Laboratory Section
 P. O. Box 28047, Raleigh, North Carolina 27611

Complete all Items above Heavy Line
 (see instructions on reverse side)

165

Name of Owner or Supply: CAMP LEJUNE

Address: JACKSONVILLE NC

Well No. Q

County: ONSLow

Report to: WORTH F PICKARD

Address: BOX 1085

SANFORD NC 27330

Collected by: RALPH W. HARRISON

Date Collected: 5-14-75 Time: 12:00 A.M.

Remarks:

SAMPLE 3

127-139

...
CC: RUNDGREN 5-30-75

Type of Supplier: 5-Association
 1-Municipal 6-Industrial
 2-Sanitary District 7-Institution
 3-Mobile Home Park 8-Private
 4-Community 9-Other Gov.

Source of Water: 1-Ground 3-Both
 2-Surface 4-Purchased

Source of Sample: 2-House Tap
 1-Well tap 3-Distribution Tap

Type of Sample: 1-Raw 2-Treated

Type of Treatment: 0-None 5-Lime
 1-Chlorinated 6-Soda Ash
 2-Fluoridated 7-Polyphosphate
 3-Filtered 8-Water Softener
 4-Alum 9-Other

Analysis Desired: 1-Complete analysis (18 tests)
 2-Partial analysis (9 tests)

ANALYSIS

Color (000)	12	units	Ph (00.0)	8.3
-------------	----	-------	-----------	-----

Results in Parts per Million

Alkalinity CaCO ₃ (000)	300	Fluoride (0.00)	1.40
Total Hardness (000)	28	Arsenic (*0.00)	< 0.01
Iron (*00.00)	< 0.05	Cadmium (*0.00)	< 0.01
Manganese (*00.00)	< 0.03	Chromium ⁺⁶ (*0.00)	< 0.05
Turbidity SiO ₂ (000)	.45	Copper (*00.00)	< 0.05
Acidity CaCO ₃ (000)	23.5	Lead (*0.00)	< 0.05
Chloride (000)	47	Zinc (*00.00)	0.06
Sodium (000)	140	CALCIUM	7.5
Potassium (00.0)	10.4	MAGNESIUM	2.2

Date received 5-19-75

Date reported 5-28-75

Date analyzed _____

Reported by _____

Lab. No. 7921

Peabody S. E., Inc.
P. O. Drawer 7248
Jacksonville, N. C. 28540

REC'D JUN 12 1975

CAROLINA WELL AND PUMP COMPANY, INC.

Complete Well and Pump Service


P. O. BOX 1085

TELEPHONE 776-3415

SANFORD, NORTH CAROLINA 27330



N. W. W. A.
N. C. W. W. A.



June 20, 1975

Mr. Felix E. Acosta
Peabody S. E., Inc.
Post Office Drawer 7248
Jacksonville, North Carolina 28540

MCAS
1253

Dear Mr. Acosta:

Our recommendations on Well Q would be to set:

50' of 18" pit casing
15' of 8" Screen 120' to 135'
15' of 8" Screen 155' to 170'
10' of Pipe below the screen

We feel like this well would produce 200 GPM of water.

Very truly yours;

Carolina Well and Pump Company, Inc.

Worth F. Pickard
WFP/cr

UTILITIES EXPANSION	
MARINE CORPS AIR STATION	
NEW RIVER	
CONTRACT NG2470-73-C-1155	
JACKSONVILLE, NORTH CAROLINA	
SPEC. PAR. NO. 15A.3.7	CONTRACT DVG. NO.
CK. & APP. BY <i>J. Peteresen</i>	DATE 11 July, 1975
PEABODY-PETERSEN CO	
Job No. 7409	

CAROLINA WELL AND PUMP COMPANY, INC.

Drinking Water and Sewer Service



June 20, 1978

1523
1/20/78

Resbody & Co., Inc.
P.O. Box 1000
Charlotte, N.C. 28202

101 of Pipe below the screen
151 of 8" Screen 1501 to 1502
501 of 1 1/2" pipe ending

We feel like this well would produce 200 GPM of water.

Very truly yours,

Carolina Well and Pump Company, Inc.

UTILITIES EXPANSION
MARINE CORPS AIR STATION
NEW RIVER
CONTRACT NO. 13-0-1185
JACKSONVILLE NORTH CAROLINA

CONTRACT NO. 13-0-1185

APPROVED FOR THE COMPANY
REABODY PETERSEN CO.
Job No. 7409

Wendell Pickard
Supt.

CHEMICAL ANALYSIS OF WATER

Division of Health Services, Laboratory Section
 P. O. Box 23047, Raleigh, North Carolina 27611

UTILITIES EXPANSION
 CORPS AIR STATION
 NEW RIVER
 CONTRACT N62470-73-C-1155
 JACKSONVILLE, NORTH CAROLINA

Complete all items above Heavy
 (see instructions on reverse side)

Name of Owner or Supply: Camp Ligon

Address: Jacksonville, NC
 Well No. Q

County: Onslow

Report to: North 7 Dickard

Address: Box 1085
Surfside, NC 27330

Collected by: Ralph W Harrison

Date Collected: 5-9-75 Time: 11:00 AM

Remarks: Sample # 1
185-200

Type of Subscriber: 15H35 [] CONTRACT Association
 [] 1-Municipal [] 2-Industrial
 [] 2-Secretary District [] 7-Institution
 [] 3-Member of [] 8-Private
 [] 4-Community [] 9-Other
 PEABODY-PETERSEN CO.
 Job No. 7409

Source of Water: [] 1-Ground [] 3-Both
 [x] 2-Surface [] 4-Purchased

Source of Sample: [] 2-House Tap
 [x] 1-Well tap [] 3-Distribution Tap

Type of Sample: [x] 1-Raw [] 2-Treated

Type of Treatment: [x] 0-None [] 5-Lime
 [] 1-Chlorinated [] 6-Soda Ash
 [] 2-Fluoridated [] 7-Polyphosphate
 [] 3-Filtered [] 8-Water Softener
 [] 4-Alum [] 9-Other

Analysis Desired: [x] 1-Complete analysis (18 tests)
 [] 2-Partial analysis (9 tests)

ANALYSIS

Color	(000)	8	units	Ph	(00.0)	8.3
-------	-------	---	-------	----	--------	-----

Results in Parts per Million

Alkalinity CaCO ₃	(000)	330	Fluoride	(0.00)	1.54
Total Hardness	(000)	29	Arsenic	(*0.00)	<0.01
Iron	(*00.00)	<0.05	Cadmium	(*0.00)	<0.01
Manganese	(*00.00)	<0.03	Chromium ⁺⁶	(*0.00)	<0.05
Turbidity SiO ₂	(000)	.45	Copper	(*00.00)	<0.05
Acidity CaCO ₃	(000)	26.8	Lead	(*0.00)	<0.05
Chloride	(000)	64	Zinc	(*00.00)	0.06
Sodium	(000)	16.0	Calcium		7.4
Potassium	(00.0)	10.0	Magnesium		2.5

Date received: MAY 10 1975 Date reported: _____

Date analyzed: _____ Reported by: _____ Lab. No. _____

NORTH CAROLINA DEPARTMENT OF HUMAN RESOURCES
 CHEMICAL ANALYSIS OF WATER
 Division of Health Services, Laboratory Section
 P. O. Box 28047, Raleigh, North Carolina

Complete all items above Heavy Line
 (see instructions on reverse side)

276 UTILITIES EXPANSION
 MARINE CORPS AIR STATION
 NEW RIVER
 CONTRACT N62470-73-C-1155
 JACKSONVILLE, NORTH CAROLINA

Name of Owner or Supply: Camp Lejune

Address: Jacksonville, NC

Well No. Q

County: Onslow

Report to: Worth F Pickard

Address: Box 1085
Sanford, NC 27330

Collected by: Ralph W Harrison

Date Collected: 5-13-75 Time: 2:00 pm

Remarks: Sample # 2
147-162

- Type of Supplier:
- 1-Municipal
 - 2-Sanitary District
 - 3-Mobile Home
 - 4-Community

SPEC. 5-Association
 PAR. NO. 15435 6-Industrial
 District Inst. DWG. No.
 APP. BY F. Edwards DATE 11 July, 1975

- Source of Water:
- 1-Ground
 - 2-Surface

PEABODY-PETERSEN CO.
 Job No. 7409
 3-Both
 4-Purchased

- Source of Sample:
- 1-Well tap

- 2-House Tap
- 3-Distribution Tap

- Type of Sample:
- 1-Raw

- 2-Treated

- Type of Treatment:
- 0-None
 - 1-Chlorinated
 - 2-Fluoridated
 - 3-Filtered
 - 4-Alum

- 5-Lime
- 6-Soda Ash
- 7-Polyphosphate
- 8-Water Softener
- 9-Other

Analysis Desired:

- 1-Complete analysis (18 tests)
- 2-Partial analysis (9 tests)

ANALYSIS

Color (000)	10	units	Ph	(00.0)	8.2
-------------	----	-------	----	--------	-----

Results in Parts per Million

Alkalinity CaCO ₃ (000)	319	Fluoride (0.00)	1.30
Total Hardness (000)	35	Arsenic (*0.00)	<0.01
Iron (*00.00)	<0.05	Cadmium (*0.00)	<0.01
Manganese (*00.00)	<0.05	Chromium ⁺⁶ (*0.00)	<0.05
Turbidity SiO ₂ (000)	.55	Copper (*00.00)	<0.05
Acidity CaCO ₃ (000)	24.0	Lead (*0.00)	<0.05
Chloride (000)	60	Zinc (*00.00)	0.05
Sodium (000)	220	Calcium	9.6
Potassium (00.0)	15.0	Magnesium	2.7

Date received MAY 19 1975 Date reported _____

Date analyzed _____ Reported by _____ Lab. No. 7039

1950
MAY 10 1950
U.S. DEPARTMENT OF AGRICULTURE
WASHINGTON, D.C.
OFFICE OF THE ASSISTANT SECRETARY
FOR TECHNICAL ASSISTANCE
AND
GENERAL INVESTIGATIONS
WASHINGTON, D.C.
1950

CHEMICAL ANALYSIS OF WATER
 Division of Health Services, Laboratory Section
 P. O. Box 28047, Raleigh, North Carolina 27611

Complete all items above Heavy Line
 (see instructions on reverse side)

WATER SUPPLIES EXPANSION
 MARINE CORPS AIR STATION
 NEW RIVER
 CONTRACT N62470-73-C-1155
 JACKSONVILLE, NORTH CAROLINA

Name of Owner or Supply: Camp Lejeune

Address: Jacksonville, NC

Well No. Q

County: Onslow

Report to: Worth F. Pickard

Address: Box 1085

Surfer, NC 27330

Collected by: Ralph W. Harrison

Date Collected: 5-14-75 Time: 12:00 AM

Remarks: Sample 3
127-139

Type of Supply: 1-Municipal 9-Association
 2-Sanitary 15H35 10-Industrial
 3-Mobile Home 11-Other
 4-Other 11/14/75

Source of Water: PEABODY-PETERSEN CO.
Job No. 7409
 1-Ground 3-Both
 2-Surface 4-Purchased

Source of Sample: 2-House Tap
 1-Well tap 3-Distribution Tap

Type of Sample: 1-Raw 2-Treated

Type of Treatment: 0-None 5-Lime
 1-Chlorinated 6-Soda Ash
 2-Fluoridated 7-Polyphosphate
 3-Filtered 8-Water Softener
 4-Alum 9-Other

Analysis Desired: 1-Complete analysis (18 tests)
 2-Partial analysis (9 tests)

ANALYSIS

Color (000)	<u>12</u>	units	Ph	(00.0)	<u>8.3</u>
-------------	-----------	-------	----	--------	------------

Results in Parts per Million

Alkalinity CaCO ₃ (000)	<u>300</u>	Fluoride (0.00)	<u>1.40</u>
Total Hardness (000)	<u>28</u>	Arsenic (*0.00)	<u><0.01</u>
Iron (*00.00)	<u><0.05</u>	Cadmium (*0.00)	<u><0.01</u>
Manganese (*00.00)	<u><0.03</u>	Chromium ⁶⁺ (*0.00)	<u><0.05</u>
Turbidity SiO ₂ (000)	<u>.45</u>	Copper (*00.00)	<u><0.05</u>
Acidity CaCO ₃ (000)	<u>23.5</u>	Lead (*0.00)	<u><0.05</u>
Chloride (000)	<u>47</u>	Zinc (*00.00)	<u>0.06</u>
Sodium (000)	<u>140</u>		<u>1.5</u>
Potassium (00.0)	<u>10.4</u>		<u>2.2</u>

Date received _____ Date reported _____
 Date analyzed _____ Reported by _____ Lab. No. 2021

NORTH CAROLINA DEPARTMENT OF HUMAN RESOURCES
 CHEMICAL ANALYSIS OF WATER
 Division of Health Services, Laboratory Section
 P. O. Box 28047, Raleigh, North Carolina 27611

Complete all items above Heavy Line
 (see instructions on reverse side)

Name of Owner or Supply: CAMP LEJUNE

Address: JACKSONVILLE NC

Well No. Q

County: ONSLOW

Report to: WORTH F PICKARD

Address: BOX 1085

SANFORD NC 27330

Collected by: RALPH WHARRISON

Date Collected: 5-13-75 Time: 2:00 P.M.

Remarks: SAMPLE #2
147-162

(CC: MADOREN 5-30-75)

Type of Supplier:

<input type="checkbox"/> 1-Municipal	<input type="checkbox"/> 5-Association
<input type="checkbox"/> 2-Sanitary District	<input type="checkbox"/> 6-Industrial
<input type="checkbox"/> 3-Mobile Home Park	<input type="checkbox"/> 7-Institution
<input type="checkbox"/> 4-Community	<input type="checkbox"/> 8-Private
	<input type="checkbox"/> 9-Other <u>GOV.</u>

Source of Water:

<input checked="" type="checkbox"/> 1-Ground	<input type="checkbox"/> 3-Both
<input type="checkbox"/> 2-Surface	<input type="checkbox"/> 4-Purchased

Source of Sample:

<input checked="" type="checkbox"/> 1-Well tap	<input type="checkbox"/> 2-House Tap
	<input type="checkbox"/> 3-Distribution Tap

Type of Sample:

<input checked="" type="checkbox"/> 1-Raw	<input type="checkbox"/> 2-Treated
---	------------------------------------

Type of Treatment:

<input checked="" type="checkbox"/> 0-None	<input type="checkbox"/> 5-Lime
<input type="checkbox"/> 1-Chlorinated	<input type="checkbox"/> 6-Soda Ash
<input type="checkbox"/> 2-Fluoridated	<input type="checkbox"/> 7-Polyphosphate
<input type="checkbox"/> 3-Filtered	<input type="checkbox"/> 8-water Softener
<input type="checkbox"/> 4-Alum	<input type="checkbox"/> 9-Other

Analysis Desired:

<input checked="" type="checkbox"/> 1-Complete analysis (18 tests)
<input type="checkbox"/> 2-Partial analysis (9 tests)

ANALYSIS

Color	(000)	10	units	Ph	(00.0)	8.2
-------	-------	-----------	-------	----	--------	------------

Results in Parts per Million

Alkalinity CaCO ₃	(000)	318	Fluoride	(0.00)	1.30
Total Hardness	(000)	35	Arsenic	(*0.00)	< 0.01
Iron	(*00.00)	< 0.05	Cadmium	(*0.00)	< 0.01
Manganese	(*00.00)	< 0.03	Chromium ⁺⁶	(*0.00)	< 0.05
Turbidity SiO ₂	(000)	.55	Copper	(*00.00)	< 0.05
Acidity CaCO ₃	(000)	24.0	Lead	(*0.00)	< 0.05
Chloride	(000)	60	Zinc	(*00.00)	0.05
Sodium	(000)	220	CALCIUM		9.6
Potassium	(00.0)	15.0	MAGNESIUM		2.7

Date received 5-19-75

Date reported 5-28-75

Date analyzed _____

Reported by _____

Lab. No. 7920

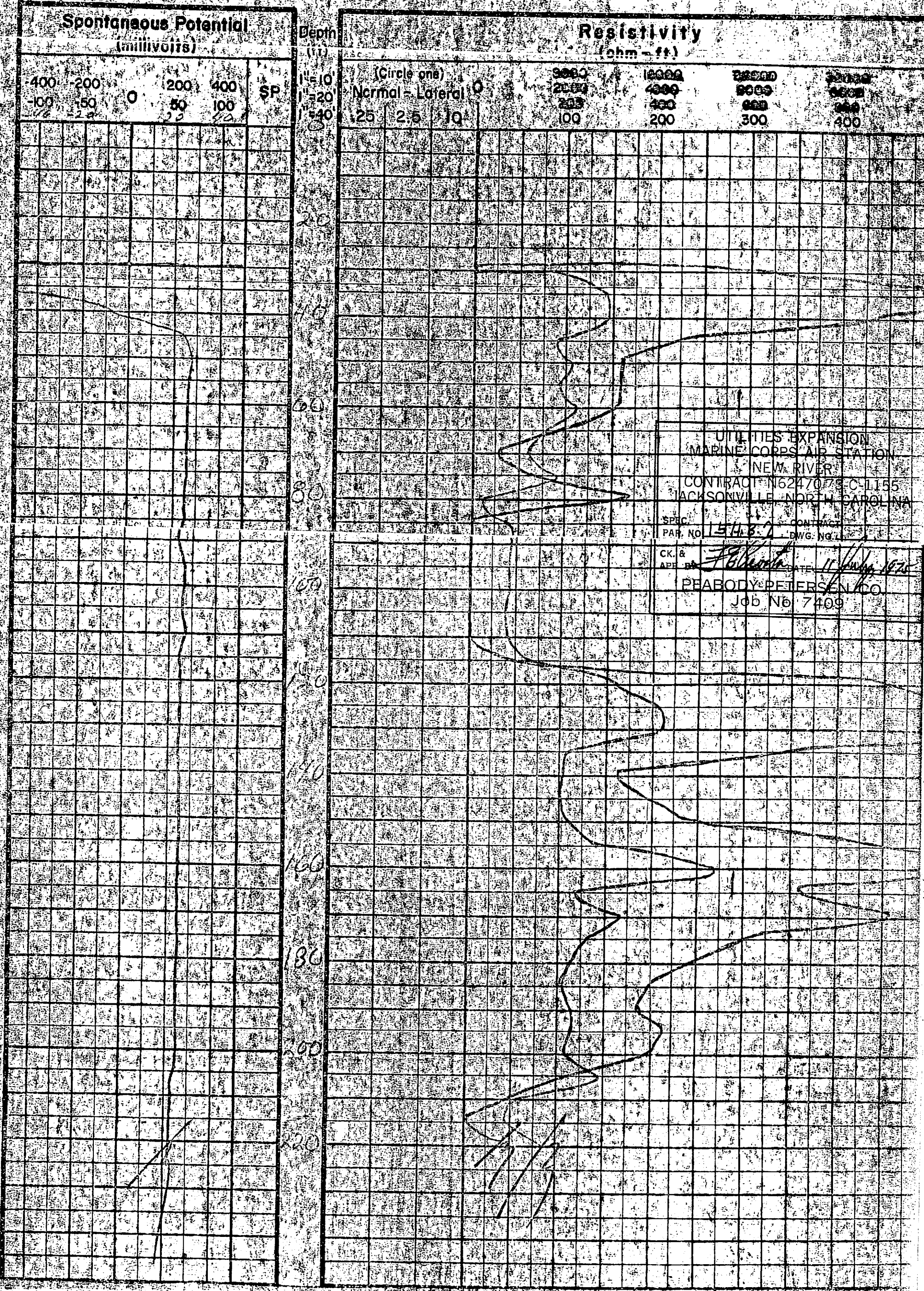
Peabody S. E., Inc.
P. O. Drawer 7248
Jacksonville, N. C. 28540


REC'D JUN 12 1975

ELECTRIC LOG BY

JOHNSON-KECK™ DR-61 ELECTRICAL LOGGING SYSTEM

Well 0 Owner Camp Levee
 Location Drill Field Date 5/3/75
 Borehole depth 222 ft. dia. 6 in. Casing depth 31 ft. dia. 8 in.
 Mud resistivity _____ temperature _____ F
 viscosity _____ sec. weight _____ lb/gal type _____
 Measuring point 0 ft. above/below ground level
 Fluid level in hole 6 ft. Other logs _____
 Driller Ralph Harrison E-log operator DAN C. TON





7C 1252
MCAS 465 WELL # Q