


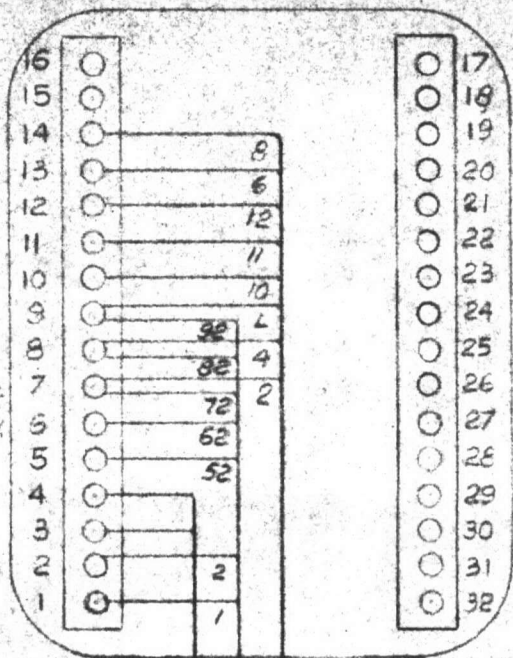
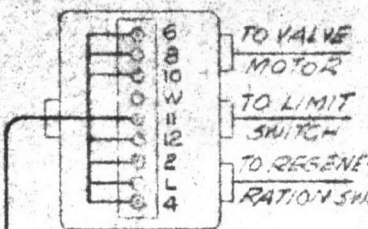
UNIT CONTROL BOX NO. 1
ASSEMBLY DWG. E-91702

UNIT CONTROL BOX NO. 2
ASSEMBLY DWG. E-91702

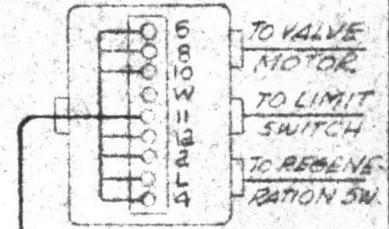
SCHEMATIC WIRING DIAGRAM DWG. E-91814



TERMINAL BOX
DWG. D-86523



TERMINAL BOX
DWG. D-86523



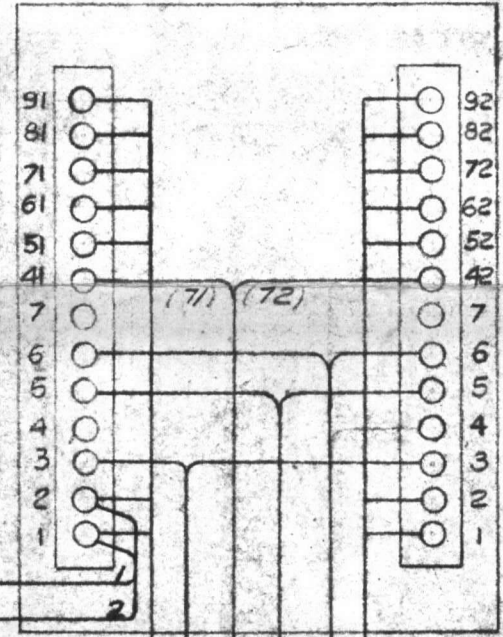
8 WIRES

8 WIRES

2 WIRES

2 WIRES

2 UNIT INTERLOCK
ASSEMBLY DWG. E-112353



7 WIRES

7 WIRES

WATER METER
NO. 1

WATER METER
NO. 2

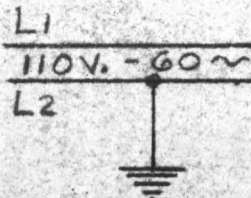
3202 56

CERTIFIED CONSTRUCTION DRAWING
FOR YOUR ORDER NUMBER

MCB SPEC. 49928

S. J. Haussner

COCHRANE CORPORATION
PHILADELPHIA, PA.



REGENERANT REFILL
PUMP (BY OTHERS)
2 WIRES

TO TERM'S 71 AND 72 OF FILTER
INTERLOCK BOX, SEE DWG. D-112294
AND DWG. C-112295.

REGENERANT DRAW
SOLENOID VALVE

FLOAT SWITCH IN
REGENERANT MEASURING
TANK D-79019-1

FOR SCHEMATIC WIRING DIAGRAM (SOFTENER)
SEE DWG. - D - 112358.

LOW LEVEL

This print is our property and is loaned subject to return on demand and with the express condition that it is not to be used directly or indirectly detrimental to our interests.

NOV 5 1956

ENGINEERING DEPT. - Cochrane Corp.

SCALE	DRAWN	DATE	CHKD.	FIRST USED ON S.O.	APPD.	LTR.	DATE	REVISION	DFT. APP.	ENG. APP.
	EB	10-12-56	JW	3202-56	JW					
COCHRANE CORPORATION PHILADELPHIA, PA.			CONNECTIONS FOR DOUBLE UNIT ZEOLITE SOFTENER			SIZE	NUMBER		CHG. LTR.	
S.O.						D	112357			

3202 2d

ORDERED BY INSTRUCTION DRAWING
FOR YOUR ORDER NUMBER



COOK WILSON CORPORATION
PHILADELPHIA, PA.

NOV 2 1956