

HENRY A. WAXMAN, CALIFORNIA
CHAIRMAN

JOHN D. DINGELL, MICHIGAN
CHAIRMAN EMERITUS
EDWARD J. MARKEY, MASSACHUSETTS
RICK BOUCHER, VIRGINIA
FRANK PALLONE, Jr., NEW JERSEY
BART GORDON, TENNESSEE
BOBBY L. RUSH, ILLINOIS
ANNA G. ESHOO, CALIFORNIA
BART STUPAK, MICHIGAN
ELIOT L. ENGEL, NEW YORK
GENE GREEN, TEXAS
DIANA DeGETTE, COLORADO
VICE CHAIRMAN
LOIS CAPPS, CALIFORNIA
MIKE DOYLE, PENNSYLVANIA
JANE HARMAN, CALIFORNIA
JAN SCHAKOWSKY, ILLINOIS
CHARLES A. GONZALEZ, TEXAS
JAY INSLEE, WASHINGTON
TAMMY BALDWIN, WISCONSIN
MIKE ROSS, ARKANSAS
ANTHONY D. WEINER, NEW YORK
JIM MATHESON, UTAH
G.K. BUTTERFIELD, NORTH CAROLINA
CHARLIE MELANCON, LOUISIANA
JOHN BARROW, GEORGIA
BARON P. HILL, INDIANA
DORIS O. MATSUI, CALIFORNIA
DONNA CHRISTENSEN, VIRGIN ISLANDS
KATHY CASTOR, FLORIDA
JOHN SARBANES, MARYLAND
CHRISTOPHER MURPHY, CONNECTICUT
ZACHARY T. SPACE, OHIO
JERRY McNERNEY, CALIFORNIA
BETTY SUTTON, OHIO
BRUCE BRALEY, IOWA
PETER WELCH, VERMONT

JOE BARTON, TEXAS
RANKING MEMBER

ROY BLUNT, MISSOURI
DEPUTY RANKING MEMBER
RALPH M. HALL, TEXAS
FRED UPTON, MICHIGAN
CLIFF STEARNS, FLORIDA
ED WHITFIELD, KENTUCKY
JOHN SHIMKUS, ILLINOIS
JOHN B. SHADEGG, ARIZONA
STEVE BUYER, INDIANA
GEORGE RADANOVICH, CALIFORNIA
JOSEPH R. PITTS, PENNSYLVANIA
MARY BONO MACK, CALIFORNIA
LEE TERRY, NEBRASKA
MIKE ROGERS, MICHIGAN
SUE WILKINS MYRICK, NORTH CAROLINA
JOHN SULLIVAN, OKLAHOMA
TIM MURPHY, PENNSYLVANIA
MICHAEL C. BURGESS, TEXAS
MARSHA BLACKBURN, TENNESSEE
PHIL GINGREY, GEORGIA
STEVE SCALISE, LOUISIANA
PARKER GRIFFITH, ALABAMA
ROBERT E. LATTA, OHIO

ONE HUNDRED ELEVENTH CONGRESS

Congress of the United States

House of Representatives

COMMITTEE ON ENERGY AND COMMERCE

2125 RAYBURN HOUSE OFFICE BUILDING

WASHINGTON, DC 20515-6115

MAJORITY (202) 225-2927
FACSIMILE (202) 225-2525
MINORITY (202) 225-3641

energycommerce.house.gov

June 15, 2010

The Honorable Julius Genachowski
Chairman
Federal Communications Commission
445 12th Street, SW
Washington, DC 20554

Dear Chairman Genachowski:

On April 1, 2009, the Committee on Energy and Commerce sent then-Acting Chairman Copps a request for information concerning the Universal Service Fund program (USF). We are writing to ask that the Commission provide an update to that earlier information request.¹ Specifically, we have altered our data request to provide the Committee with more targeted data.

To assist the Committee's work and the public's understanding of the universal service high-cost program, we would appreciate your assistance in providing the following information:

1. An updated list of the top ten recipients, by holding company, of high-cost support for calendar years 2007, 2008, and 2009. Please provide a table showing total support received during the four year period by each holding company. As with the previous request, if a company receives high-cost support for more than one corporate entity, please list separately the name and location of all entities receiving support, but attribute the total amount to the corporate parent.

¹ Letter from Chairman Henry A. Waxman, Subcommittee Chairman Rick Boucher, Ranking Member Joe Barton, and Subcommittee Ranking Member Cliff Stearns to Acting Chairman Michael J. Copps (April 1, 2009) (online at http://energycommerce.house.gov/Press_111/20090401/copps.pdf).

2. A state-by-state list of total disbursements of USF support for each of the four USF programs. Also, please provide an estimate of net contributor states and net recipient states. In addition, please provide a listing of the top ten recipients of high-cost support by state for calendar years 2007, 2008, and 2009.
3. An updated list of the ten largest per-line subsidies by study area including for each study area:
 - a. a list of competitive eligible telecommunications carriers in these study areas, if any;
 - b. the total support amounts received by these competitive eligible telecommunications carriers for calendar years 2007, 2008, and 2009; and
 - c. a list of other competitors that do not receive high-cost support, to the extent that information is available.
4. A list of the ten study areas with the most eligible telecommunications carriers, including competitive eligible telecommunications carriers, and including for each study area:
 - a. a list of eligible telecommunications carriers, including competitive eligible telecommunications carriers, and the amount of high-cost support, in total and per line, received by each for calendar years 2007, 2008, and 2009; and
 - b. a list of other competitors that do not receive high-cost support, to the extent that information is available.
5. The geographic scope of each study area in the list of top ten study areas by support and by number of eligible telecommunications carriers.
6. Local basic residential and single line business rate information for the incumbent eligible telecommunications carrier serving the top ten study areas identified in question 4.
7. A state-by-state list of competitive eligible telecommunications carriers and the names of such entities grouped by holding company.
8. An updated list of states that have a statewide universal service fund and a brief explanation of the basis for contribution and what the fund supports.

The Honorable Julius Genachowski
June 15, 2010
Page 3

Please provide the requested information by June 30, 2010. If you have any questions about this request, please have a member of your staff contact Roger Sherman or Greg Guice on the Committee staff at (202) 225-2927. The Republican staff contact, Neil Fried, may be reached at (202) 225-3641.

Sincerely,




Henry A. Waxman
Chairman



Joe Barton
Ranking Member



Rick Boucher
Chairman
Subcommittee on Communications,
Technology, and the Internet



Cliff Stearns
Ranking Member
Subcommittee on Communications,
Technology, and the Internet

Enclosure

**Federal Communications Commission Response to
United States House of Representatives
Committee on Energy and Commerce
Universal Service Fund Data Request of June 15, 2010**

**Part 1
Top Ten Recipients of High-Cost Support
(2009, 2008, 2007)**

Annual High-Cost Payments by Year-End Holding Company Structure: 2007-2009

Rank	Holding Company Name ¹	2007	2008	2009	Total
1	AT&T Inc.	\$440,707,434	\$426,411,917	\$435,421,362	\$1,302,540,713
2	Verizon Communications Inc. ²	\$287,180,856	\$308,584,044	\$679,709,081	\$1,275,473,981
3	CenturyTel, Inc. ³	\$300,960,213	\$278,575,256	\$351,860,073	\$931,395,542
4	Alltel Corporation ²	\$333,854,675	\$413,874,788	-	\$747,729,463
5	Telephone and Data Systems, Inc.	\$193,608,400	\$231,868,852	\$236,313,032	\$661,790,284
6	Windstream Corporation	\$83,399,764	\$97,073,316	\$110,335,446	\$290,808,526
7	Frontier Communications Corporation ⁴	\$95,206,230	\$81,045,280	\$70,029,154	\$246,280,664
8	Sprint Nextel Corporation	\$100,979,503	\$90,479,434	\$49,962,331	\$241,421,268
9	Telapex, Inc.	\$66,759,056	\$74,186,547	\$77,227,146	\$218,172,749
10	Qwest Communications International, Inc.	\$76,776,626	\$70,234,041	\$66,519,241	\$213,529,908
11	Embarq ³	\$102,799,732	\$97,040,569	-	\$199,840,301
12	América Móvil	\$61,215,282	\$98,342,646	\$28,341,587	\$187,899,515
13	FairPoint Communications, Inc.	\$49,621,528	\$55,863,479	\$48,389,394	\$153,874,401

¹ Holding company name indicates common control/common ownership of carriers.

² Verizon Communications Inc. acquired Alltel Corporation from Atlantis Holdings LLC (Atlantis) on January 9, 2009 (<http://news.vzw.com/news/2009/01/pr2009-01-09.html>, retrieved March 5, 2009). Previously, on November 16, 2007, Atlantis acquired Alltel Corporation. See *Application of Cellco Partnership d/b/a Verizon Wireless and Atlantis Holdings LLC for Consent to Transfer Control of Licenses, Authorization, and Spectrum Manager and De Facto Transfer Leasing Arrangements and Petition for Declaratory Ruling that the Transaction is Consistent with Section 310 (b)(4) of the Communications Act*, WT Docket No. 08-95, Memorandum Opinion and Order and Declaratory Ruling, 23 FCC Rcd 17444, para. 10 (2008). At the time of these transactions, Atlantis was a holding company for certain investment funds ultimately controlled by the principles of TPG Capital, L.P. and The Goldman Sachs Group, Inc. *Id.*

³ CenturyTel merged with Embarq on July 1, 2009. See http://www.centurytelecombarqmerger.com/pdf/pressreleases/News_Release_Legal_Close_06-30-09_FINAL.pdf.

⁴ Citizens Communications Company changed their name to Frontier Communications Corporation on July 31, 2008.

Annual High-Cost Payments by Year-End Holding Company Structure: 2009

Rank	Holding Company Name	Support
1	Verizon Communications Inc.	\$679,709,081
2	AT&T Inc.	\$435,421,362
3	CenturyTel, Inc.	\$351,860,073
4	Telephone and Data Systems, Inc.	\$236,313,032
5	Windstream Corporation	\$110,335,446
6	Telapex, Inc.	\$77,227,146
7	Frontier Communications Corporation	\$70,029,154
8	Qwest Communications International, Inc.	\$66,519,241
9	Sprint Nextel Corporation	\$49,962,331
10	FairPoint Communications, Inc.	\$48,389,394

**Annual High-Cost Support by Study Area For the Top 10 Recipients of Support
at the Year-End Holding Company Level: 2009**

Holding Company Name	Study Area Name	State	CETC	Study Area Support
Verizon Communications Inc.	ALLTEL COMMUNICATIONS, INC.	AL	Yes	1,992,922
	Alltel Communications, LLC	AL	Yes	2,187,508
	RCC MINNESOTA, INC.	AL	Yes	1,202,318
	ALLTEL COMMUNICATIONS, INC.	AR	Yes	56,866,746
	VERIZON CALIF-AZ	AZ	No	235,770
	VERIZON CA(CONTEL)	CA	No	10,856,439
	VERIZON W-COAST-CA	CA	No	290,940
	VERIZON-CA (GTE)	CA	No	14,506,431
	WESTERN WIRELESS	CA	Yes	30,465
	Alltel Communications, LLC	CO	Yes	3,015,816
	WESTERN WIRELESS	CO	Yes	239,414
	VERIZON DELAWARE INC	DE	No	226,002
	ALLTEL COMMUNICATIONS, INC. (FL)	FL	Yes	4,502,196
	VERIZON FLORIDA	FL	No	13,560,765
	ALLTEL COMMUNICATIONS, INC.	GA	Yes	10,673,255
	Alltel Communications, LLC	GA	Yes	6,510,345
	Georgia RSA #8 Partnership	GA	Yes	8,921,284
	Alltel Communications, LLC	IA	Yes	1,174,979
	IOWA RSA 10	IA	Yes	2,245,850
	IOWA RSA 7	IA	Yes	1,495,796
	IOWA RSA 8	IA	Yes	1,694,823
	MIDWEST WIRELESS IOWA, LLC	IA	Yes	7,408,743
	WESTERN WIRELESS CORP.	IA	Yes	56,760
	VERIZON N'WEST-ID	ID	No	11,689,332
	VERIZON N-IL(CONTEL)	IL	No	2,439,636
	VERIZON NORTH-IL	IL	No	3,892,131
	VERIZON S-IL(ALLTEL)	IL	No	1,183,782
	VERIZON N-IN	IN	No	9,386,313
	VERIZON N-IN(ALLTEL)	IN	No	295,932
	VERIZON N-IN(CONTEL)	IN	No	3,885,807
	ALLTEL COMMUNICATIONS (WIRELESS KS)	KS	Yes	51,771,881
	RCC MINNESOTA, INC.	KS	Yes	1,259,662
	ALLTEL COMMUNICATIONS, INC.	LA	Yes	11,866,824
	VERIZON MASS.	MA	No	1,450,911
	VERIZON MARYLAND INC	MD	No	2,260,167
	RCC MINNESOTA, INC.	ME	Yes	439,750
	ALLTEL COMMUNICATIONS, INC.	MI	Yes	11,662,954
	Alltel Communications, LLC	MI	Yes	35,070
	MI RSA #9 Limited Partnership	MI	Yes	382,441
	VERIZON N-MI(ALLTEL)	MI	No	31,605
	VERIZON NORTH-MI	MI	No	356,961
	Alltel Communications, LLC	MN	Yes	3,149,396
	Alltel Communications, LLC	MN	Yes	191,250
	MIDWEST WIRELESS COMMUNICATIONS, LLC	MN	Yes	24,543,415
	RCC MINNESOTA	MN	Yes	18,893,390
	RCC Minnesota, Inc. (SMN)	MN	Yes	2,030,106
	WESTERN WIRELESS	MN	Yes	(39,884)
	WIRELESS ALLIANCE, LLC	MN	Yes	7,342
	ALLTEL COMMUNICATIONS, INC.	MS	Yes	14,322,118
	RCC MINNESOTA, INC.	MS	Yes	3,660,548
	WESTERN WIRELESS - MT	MT	Yes	2,933,773
	ALLTEL COMMUNICATIONS, INC.	NC	Yes	5,008,541
	VERIZON S-NC(CONTEL)	NC	No	4,300,281
	VERIZON SOUTH-NC	NC	No	3,396,840

**Annual High-Cost Support by Study Area For the Top 10 Recipients of Support
at the Year-End Holding Company Level: 2009**

Holding Company Name	Study Area Name	State	CETC	Study Area Support
	BADLANDS CELLULAR OF ND LP	ND	Yes	5,018,881
	BISMARCK MSA LP	ND	Yes	1,956,917
	NORTH CENTRAL RSA 2 OF NORTH DAKOTA LP	ND	Yes	1,473,772
	NORTH DAKOTA 5 - KIDDER LP	ND	Yes	2,752,559
	NORTH DAKOTA RSA 3 LP	ND	Yes	4,287,896
	NORTHWEST DAKOTA CELLULAR OF NORTH DAKOTA LP	ND	Yes	8,196,358
	WESTERN WIRELESS	ND	Yes	20,921,923
	ALLTEL COMMUNICATIONS OF NEBRASKA, INC.	NE	Yes	42,716,623
	Alltel Communications, LLC	NE	Yes	557,431
	RCC MINNESOTA, INC.	NH	Yes	(7,317)
	NEW MEXICO RSA 6-II	NM	Yes	2,234,082
	WESTERN WIRELESS	NM	Yes	5,689,279
	Alltel Communications, LLC	NV	Yes	2,423,385
	VERIZON CALIF-NV	NV	No	3,232,914
	WESTERN WIRELESS	NV	Yes	1,577,092
	New York RSA 2 Cellular Partnership	NY	Yes	874,739
	St. Lawrence Seaway Cellular Partnership	NY	Yes	1,169,489
	VERIZON BUSINESS GLOBAL LLC	NY	Yes	28,652
	VERIZON NEW YORK	NY	No	6,120,657
	VERIZON NORTH-OH	OH	No	5,303,739
	RCC MINNESOTA, INC.	OR	Yes	2,339,049
	VERIZON N'WEST-OR	OR	No	6,885,822
	VERIZON BUSINESS GLOBAL LLC	PA	Yes	51,026
	VERIZON N-PA(CONTEL)	PA	No	1,725,801
	VERIZON N-PA(QUAKER)	PA	No	1,650,996
	VERIZON NORTH-PA	PA	No	2,735,004
	VERIZON PENNSYLVANIA	PA	No	8,067,132
	VERIZON RHODE ISLAND	RI	No	33,648
	VERIZON S-SC(CONTEL)	SC	No	1,209,300
	VERIZON SOUTH-SC	SC	No	3,647,790
	RCC MINNESOTA, INC.	SD	Yes	1,019,197
	WESTERN WIRELESS	SD	Yes	30,837,352
	WESTERN WIRELESS (PINE RIDGE RESERVATION) - CL	SD	Yes	3,802,481
	WIRELESS ALLIANCE, LLC	SD	Yes	9,467
	ALLTEL COMMUNICATIONS, INC.	TX	Yes	1,467,382
	GTE SW VERIZON-TX	TX	No	16,727,028
	GTE-SW VERIZON-TX	TX	No	2,967,141
	WESTERN WIRELESS	TX	Yes	13,799,118
	ALLTEL COMMUNICATIONS, INC.	VA	Yes	3,006,933
	Alltel Communications, LLC	VA	Yes	484,576
	VERIZON S-VA(CONTEL)	VA	No	22,685,205
	VERIZON SOUTH-VA	VA	No	875,622
	VERIZON VIRGINIA INC	VA	No	9,741,525
	VIRGINIA CELLULAR LLC	VA	Yes	1,384,704
	RCC ATLANTIC, INC.	VT	Yes	(98,568)
	RCC MINNESOTA, INC.	WA	Yes	(159,425)
	VERIZON N'WEST-WA	WA	No	9,052,503
	VERIZON N'WEST-WA	WA	No	3,230,550
	ALLTEL COMMUNICATIONS, INC.	WI	Yes	9,559,802
	MIDWEST WIRELESS WISCONSIN, LLC	WI	Yes	6,440,716
	WI RSA #1 Limited Partnership	WI	Yes	5,881,404
	WI RSA #7 Limited Partnership	WI	Yes	4,053,985
	WISCONSIN RSA #3 LIMITED PARTNERSHIP	WI	Yes	859,434
	ALLTEL COMMUNICATIONS, INC.	WV	Yes	2,923,532

**Annual High-Cost Support by Study Area For the Top 10 Recipients of Support
at the Year-End Holding Company Level: 2009**

Holding Company Name	Study Area Name	State	CETC	Study Area Support
	VERIZON W VA INC.	WV	No	26,539,890
	WESTERN WIRELESS	WY	Yes	9,041,993
	WWC HOLDING CO., DBA CELLULAR ONE	WY	Yes	2,117,053
				<u><u>679,709,081</u></u>
AT&T Inc.	DOBSON CELLULAR SYSTEMS, INC.	AK	Yes	26,788,675
	AT&T WIRELESS (AL)	AL	Yes	6,063,639
	SO CENTRAL BELL-AL	AL	No	27,081,432
	SOUTHWESTERN BELL-AR	AR	No	149,343
	AT&T	CA	Yes	58,560
	PACIFIC BELL	CA	No	8,015,112
	SOUTHERN NEW ENGLAND	CT	No	496,155
	THE WOODBURY TEL CO	CT	No	(886,504)
	SOUTHERN BELL-FL	FL	No	9,378,975
	SOUTHERN BELL-GA	GA	No	15,969,921
	EDGE WIRELESS, LLC	ID	Yes	5,567,530
	CENTENNIAL CELLULAR TRI-STATE OPERATING PARTNERSHIP - IN	IN	Yes	1,478,145
	CENTENNIAL RANDOLPH CELLULAR LLC	IN	Yes	1,752
	ELKHART METRONET, INC.	IN	Yes	210,948
	MEGA COMM LLC	IN	Yes	577,721
	MICHIANA METRONET, INC. - IN	IN	Yes	84,546
	SOUTH BEND METRONET, INC.	IN	Yes	3,802,491
	SOUTHWESTERN BELL-KS	KS	No	603,504
	New Cingular Wireless PCS	KY	Yes	3,879,365
	SO CENTRAL BELL-KY	KY	No	13,698,057
	CENTENNIAL BEAUREGARD CELLULAR LLC	LA	Yes	12,483,809
	CENTENNIAL CALDWELL CELLULAR CORP.	LA	Yes	1,416,943
	CENTENNIAL HAMMOND CELLULAR LLC	LA	Yes	2,865,090
	CENTENNIAL LAFAYETTE COMMUNICATIONS LLC	LA	Yes	1,365,239
	CENTENNIAL MOREHOUSE CELLULAR LLC	LA	Yes	150,850
	NEW CINGULAR WIRELESS PCS, LLC	LA	Yes	32,299,233
	SO CENTRAL BELL-LA	LA	No	8,431,944
	AMERICAN CELLULAR CORP. (MI)	MI	Yes	209,710
	CENTENNIAL MICHIGAN RSA 6 CELLULAR CORP.	MI	Yes	42,304
	CENTENNIAL MICHIGAN RSA 7 CELLULAR CORP.	MI	Yes	79,245
	DOBSON CELLULAR SYSTEMS, INC. (MI)	MI	Yes	4,305,128
	MICHIANA METRONET, INC. - MI	MI	Yes	501,662
	AMERICAN CELLULAR CORPORATION (MN)	MN	Yes	(206,988)
	CENTENNIAL CELLULAR TRI-STATE OPERATING PARTNERSHIP - MS	MS	Yes	1,048,906
	CENTENNIAL CLAIBORNE CELLULAR CORP.	MS	Yes	1,821,633
	NEW CINGULAR WIRELESS PCS, LLC	MS	Yes	65,925,015
	SO CENTRAL BELL-MS	MS	No	86,384,008
	SOUTHERN BELL-NC	NC	No	4,095,915
	NEVADA BELL	NV	No	3,527,502
	AT&T COMMUNICATIONS OF N.Y. INC.	NY	Yes	115,296
	AMERICAN CELLULAR CORPORATION	OK	Yes	4,172
	DOBSON CELLULAR SYSTEMS, INC.	OK	Yes	16,315
	SOUTHWESTERN BELL-OK	OK	No	1,541,610
	CINGULAR WIRELESS (OR)	OR	Yes	7,922,707
	EDGE WIRELESS	OR	Yes	1,164,647
	CENTENNIAL PUERTO RICO OPERATIONS CORP.	PR	Yes	11,635,336
	CINGULAR WIRELESS	PR	Yes	14,290,431
	SOUTHERN BELL-SC	SC	No	3,976,857
	SO. CENTRAL BELL -TN	TN	No	6,401,061

**Annual High-Cost Support by Study Area For the Top 10 Recipients of Support
at the Year-End Holding Company Level: 2009**

Holding Company Name	Study Area Name	State	CETC	Study Area Support
	New Cingular Wireless PCS, LLC	TX	Yes	7,269,103
	CINGULAR WIRELESS (VA)	VA	Yes	2,860,254
	HIGHLAND CELLULAR, INC.	VA	Yes	46,583
	CENTENNIAL USVI OPERATIONS CORPORATION	VI	Yes	535,795
	CINGULAR WIRELESS, LLC D/B/A AT&T WIRELESS (WA)	WA	Yes	20,412,734
	New Cingular Wireless PCS, LLC (AT&T Mobility)	WI	Yes	3,085,739
	AMERICAN CELLULAR CORPORATION	WV	Yes	(225,293)
	EASTERBROOKE CELLULAR CORPORATION	WV	Yes	(620,976)
	HIGHLAND CELLULAR, INC.	WV	Yes	(680,696)
	New Cingular Wireless PCS, LLC	WV	Yes	5,903,172
				<hr/> <hr/> 435,421,362
CenturyTel, Inc.	CENTURYTEL-AL-NORTH	AL	No	8,061,023
	CENTURYTEL-AL-SOUTH	AL	No	7,542,382
	GULF TEL CO - AL	AL	No	3,392,344
	CENTURYTEL NW-AR-RUS	AR	No	14,757,213
	CENTURYTEL NW-AR-SIL	AR	No	2,840,046
	CENTURYTEL- ARKANSAS	AR	No	8,519,457
	CENTURYTEL-CENTRAL A	AR	No	16,710,591
	CENTURYTEL-MTN HOME	AR	No	5,941,419
	CENTURYTEL-REDFIELD	AR	No	725,288
	CENTURYTEL-SOUTH AR	AR	No	1,121,481
	CENTURYTEL OF EAGLE	CO	No	25,335,678
	CENTURYTEL-COLORADO	CO	No	3,662,626
	EMBARQ FLORIDA INC. FKA SPRINT	FL	No	14,794,596
	COASTAL UTILITIES	GA	No	2,258,780
	CENTURYTEL-CHESTER	IA	No	90,518
	CENTURYTEL-POSTVILLE	IA	No	340,472
	CENTURY-GEM STATE-ID	ID	No	1,153,060
	CENTURYTEL OF IDAHO	ID	No	1,175,324
	GALLATIN RIVER COMM.	IL	No	2,052,880
	CENTURYTEL OF ODON	IN	No	634,810
	CENTURYTEL-CENTR IN	IN	No	1,026,749
	UTC OF INDIANA	IN	No	2,438,607
	EMBARQ MO-KS	KS	No	818,871
	UNITED OF EASTERN KS	KS	No	4,574,931
	UTC OF KANSAS	KS	No	2,410,938
	CENTURY NORTH LA	LA	No	2,581,461
	CENTURYTEL - EAST LA	LA	No	898,526
	CENTURYTEL-CENTR LA	LA	No	4,825,604
	CENTURYTEL-CHATHAM	LA	No	1,392,552
	CENTURYTEL-EVANGELIN	LA	No	11,390,355
	CENTURYTEL-NW LA	LA	No	1,957,364
	CENTURYTEL-RINGGOLD	LA	No	267,256
	CENTURYTEL-SE LA	LA	No	1,723,398
	CENTURYTEL-SW LA	LA	No	2,920,096
	CENTURY-NORTHN MICH.	MI	No	345,676
	CENTURYTEL MICHIGAN	MI	No	6,924,262
	CENTURYTEL MW-MI	MI	No	5,008,844
	CENTURYTEL-UPPER MI	MI	No	2,620,100
	CENTURYTEL-MINNESOTA	MN	No	8,082,182
	EMBARQ MINNESOTA	MN	No	1,194,135
	CENTURYTEL-MO BELLE	MO	No	1,021,623
	CENTURYTEL-MO CEN	MO	No	747,018

**Annual High-Cost Support by Study Area For the Top 10 Recipients of Support
at the Year-End Holding Company Level: 2009**

Holding Company Name	Study Area Name	State	CETC	Study Area Support
	CENTURYTEL-MO SOUTH	MO	No	451,134
	CENTURYTEL-MO SW	MO	No	2,565,975
	EMBARQ MISSOURI	MO	No	4,859,295
	SPECTRA COMM. GROUP	MO	No	11,700,840
	CENTURYTEL - N. MISS	MS	No	8,146,219
	CENTURYTEL-MONTANA	MT	No	4,114,368
	CAROLINA TEL & TEL	NC	No	7,599,474
	CENDEL OF NC	NC	No	1,416,705
	MEBTEL, INC.	NC	No	2,741,855
	UTC OF THE WEST-NE	NE	No	2,005,659
	UNITED TEL - NJ, INC	NJ	No	255,585
	CENTURYTEL SW-NM	NM	No	2,726,619
	CENDEL OF NV	NV	No	1,553,430
	CENTURYTEL-GEM ST-NV	NV	No	94,236
	CENTURYTEL OF OHIO	OH	No	(121,528)
	UTC OF OHIO	OH	No	4,756,296
	CENTURYTEL-OREGON	OR	No	14,006,422
	UTC OF THE NW - OR	OR	No	1,311,102
	UTC OF PENNSYLVANIA	PA	No	4,875,876
	UTC OF THE CAROLINAS	SC	No	1,225,251
	CENTURY-CLAIBORNE	TN	No	2,331,397
	CENTURYTEL-ADAMSVILL	TN	No	2,423,112
	CENTURYTEL-OOLTEWAH	TN	No	2,615,942
	UNITED INTER-MT-TN	TN	No	1,555,464
	CENDEL OF TEXAS	TX	No	2,195,586
	CENTURYTEL-LK DALLAS	TX	No	1,440,498
	CENTURYTEL-PORT ARAN	TX	No	615,999
	CENTURYTEL-SAN MARCO	TX	No	2,504,464
	UTC OF TEXAS INC	TX	No	17,887,431
	CENDEL OF VIRGINIA	VA	No	8,822,196
	UNITED INTER-MT-VA	VA	No	1,008,192
	CENTURYTEL-COWICHE	WA	No	140,188
	CENTURYTEL-WASHINGTO	WA	No	19,079,328
	UTC OF THE NW-WA	WA	No	1,647,117
	CENTURYTEL LARSEN	WI	No	263,700
	CENTURYTEL MONROE	WI	No	132,608
	CENTURYTEL-CENTRL WI	WI	No	2,826,748
	CENTURYTEL-FAIRWATER	WI	No	78,278
	CENTURYTEL-FORESTVIL	WI	No	732,428
	CENTURYTEL-MW-KENDAL	WI	No	599,972
	CENTURYTEL-MW-WI	WI	No	889,110
	CENTURYTEL-MW-WI(CASCO)	WI	No	108,357
	CENTURYTEL-MW-WI(CENCOM)	WI	No	2,470,208
	CENTURYTEL-MW-WI(PLATTEVILLE)	WI	No	4,300
	CENTURYTEL-MW-WI(THORP)	WI	No	33,956
	CENTURYTEL-MW-WI/NW	WI	No	2,531,664
	CENTURYTEL-NORTH WI	WI	No	3,314,588
	CENTURYTEL-NW WI	WI	No	4,990,420
	CENTURYTEL-SO WI	WI	No	311,292
	CENTURYTEL-WISCONSIN	WI	No	(70,848)
	TELEPHONE USA OF WI	WI	No	3,982,030
	CENTURYTEL OF WY.	WY	No	1,019,416
	UTC OF THE WEST-WY	WY	No	809,583

351,860,073

**Annual High-Cost Support by Study Area For the Top 10 Recipients of Support
at the Year-End Holding Company Level: 2009**

Holding Company Name	Study Area Name	State	CETC	Study Area Support
Telephone and Data Systems, Inc.	BUTLER TEL CO	AL	No	896,568
	OAKMAN TEL CO (TDS)	AL	No	507,340
	PEOPLES TEL CO	AL	No	2,990,607
	CLEVELAND COUNTY TEL	AR	No	618,081
	DECATUR TEL CO INC	AR	No	306,627
	ARIZONA TELEPHONE CO	AZ	No	958,938
	SOUTHWESTERN TEL CO	AZ	No	1,133,279
	HAPPY VALLEY TEL CO	CA	No	274,856
	HORNITOS TEL CO	CA	No	205,240
	WINTERHAVEN TEL. CO.	CA	No	475,213
	DELTA COUNTY TEL CO	CO	No	904,962
	STRASBURG TEL CO	CO	No	490,914
	QUINCY TEL CO-FL DIV	FL	No	1,027,581
	BLUE RIDGE TEL CO	GA	No	3,782,999
	CAMDEN TEL & TEL CO	GA	No	1,645,329
	NELSON-BALL GROUND	GA	No	1,285,259
	QUINCY TEL CO-GA DIV	GA	No	(110,481)
	RSA 1 LIMITED PARTNERSHIP	IA	Yes	501,938
	UNITED STATES CELLULAR	IA	Yes	39,213,252
	POTLATCH TEL CO INC	ID	No	275,769
	UNITED STATES CELLULAR CORPORATION	IL	Yes	12,341,131
	CAMDEN TEL CO - IN	IN	No	453,456
	COMM CORP OF INDIANA	IN	No	1,767,721
	COMM CORP OF S. IN	IN	No	350,404
	HOME CO OF PITTSBORO	IN	No	345,050
	HOME TEL CO INC	IN	No	240,614
	MERCHANTS & FARMERS	IN	No	60,796
	S & W TEL CO	IN	No	123,515
	TIPTON TEL CO	IN	No	468,652
	TRI-COUNTY TEL CO	IN	No	608,066
	WEST POINT TEL CO	IN	No	171,666
	USCOC OF NEBRASKA/KANSAS LLC	KS	Yes	10,452,162
	LESLIE COUNTY TEL CO	KY	No	954,160
	LEWISPORT TEL CO	KY	No	235,297
	SALEM TEL CO	KY	No	298,352
	COBBOSSECONTEE TEL	ME	No	163,795
	HAMPDEN TEL CO	ME	No	497,706
	HARTLAND & ST ALBANS	ME	No	205,842
	ISLAND TEL CO	ME	No	218,990
	SOMERSET TEL CO	ME	No	764,027
	UNITED STATES CELLULAR CORPORATION	ME	Yes	8,595,139
	WARREN TEL CO	ME	No	217,906
	WEST PENOBSCOT TEL	ME	No	254,974
	CHATHAM TEL CO - MI	MI	No	527,940
	COMM CORP OF MI	MI	No	431,614
	ISLAND TEL CO	MI	No	238,090
	SHIAWASSEE TEL CO	MI	No	800,690
	WOLVERINE TEL CO	MI	No	350,436
	ARVIG TEL CO	MN	No	1,849,334
	BRIDGEWATER TEL CO	MN	No	1,149,374
MID STATE DBA KMP	MN	No	454,182	
MID STATE TEL CO	MN	No	1,049,128	
WINSTED TEL CO	MN	No	257,417	

**Annual High-Cost Support by Study Area For the Top 10 Recipients of Support
at the Year-End Holding Company Level: 2009**

Holding Company Name	Study Area Name	State	CETC	Study Area Support
	NEW LONDON TEL CO	MO	No	141,300
	ORCHARD FARM TEL CO	MO	No	70,396
	STOUTLAND TEL CO	MO	No	420,132
	UNITED STATES CELLULAR CORPORATION	MO	Yes	16,363,403
	CALHOUN CITY TEL CO	MS	No	368,254
	MYRTLE TEL CO	MS	No	192,122
	SOUTHEAST MS TEL CO	MS	No	1,671,080
	Alltel Communications, LLC	NC	Yes	172,244
	BARNARDSVILLE TEL CO	NC	No	445,682
	SALUDA MOUNTAIN TEL	NC	No	453,960
	SERVICE TEL CO	NC	No	243,176
	UNITED STATES CELLULAR CORPORATION	NC	Yes	1,833,926
	USCOC OF NEBRASKA/KANSAS LLC DBA U.S. CELLULAR	NE	Yes	10,269,810
	KEARSARGE TEL CO	NH	No	707,072
	MCTA, INC.	NH	No	915,814
	MERRIMACK COUNTY TEL	NH	No	1,064,872
	UNITED STATES CELLULAR CORPORATION	NH	Yes	227,157
	WILTON TEL CO - NH	NH	No	434,942
	DEPOSIT TEL CO	NY	No	436,342
	EDWARDS TEL CO	NY	No	649,108
	ORISKANY FALLS TEL	NY	No	28,628
	PORT BYRON TEL CO	NY	No	528,912
	TOWNSHIP TEL CO	NY	No	1,033,836
	VERNON TEL CO	NY	No	329,422
	ARCADIA TEL CO	OH	No	160,324
	CONTINENTAL OF OHIO	OH	No	172,919
	LITTLE MIAMI COMM.	OH	No	400,913
	OAKWOOD TEL CO	OH	No	260,986
	VANLUE TEL CO	OH	No	147,458
	MID-AMERICA TEL INC	OK	No	789,440
	OKLAHOMA COMM SYSTEM	OK	No	1,987,735
	UNITED STATES CELLULAR CORPORATION	OK	Yes	10,408,927
	WYANDOTTE TEL CO	OK	No	281,581
	ASOTIN TEL - OR	OR	No	25,628
	HOME TELEPHONE CO	OR	No	92,604
	UNITED STATES CELLULAR CORPORATION	OR	Yes	7,136,476
	MAHANOEY & MAHANTANGO	PA	No	251,780
	SUGAR VALLEY TEL CO	PA	No	193,254
	MCCLELLANVILLE TEL	SC	No	672,321
	NORWAY TEL CO	SC	No	213,480
	ST STEPHEN TEL CO	SC	No	905,100
	WILLISTON TEL CO	SC	No	734,350
	CONCORD TEL EXCHANGE	TN	No	6,489,474
	HUMPHREY'S COUNTY	TN	No	131,774
	TELLICO TEL CO	TN	No	761,271
	TENNESSEE TEL CO	TN	No	3,062,714
	UNITED STATES CELLULAR TELEPHONE CO. (GREATER KNOXVILLE) LP	TN	Yes	793,947
	AMELIA TEL CORP	VA	No	812,258
	NEW CASTLE TEL. CO.	VA	No	373,188
	UNITED STATES CELLULAR CORPORATION	VA	Yes	3,274,460
	VIRGINIA TEL CO	VA	No	479,918
	LUDLOW TEL CO	VT	No	343,078
	NORTHFIELD TEL CO	VT	No	398,248
	PERKINSVILLE TEL CO	VT	No	(5,756)

**Annual High-Cost Support by Study Area For the Top 10 Recipients of Support
at the Year-End Holding Company Level: 2009**

Holding Company Name	Study Area Name	State	CETC	Study Area Support
	ASOTIN TEL - WA	WA	No	469,406
	LEWIS RIVER TEL CO	WA	No	344,644
	MCDANIEL TEL CO	WA	No	528,765
	UNITED STATES CELLULAR CORPORATION	WA	Yes	4,696,434
	BADGER TELECOM, INC.	WI	No	997,749
	BLACK EARTH TEL CO	WI	No	257,064
	BONDUEL TEL CO	WI	No	229,451
	BURLINGTON B&W	WI	No	572,726
	CENTRAL STATE TEL CO	WI	No	1,709,831
	DICKEYVILLE TEL CORP	WI	No	277,640
	EASTCOAST TELECOM	WI	No	788,019
	FARMERS TEL CO - WI	WI	No	946,092
	GRANTLAND TELECOM	WI	No	664,646
	MID-PLAINS TEL CO	WI	No	2,364,036
	MIDWAY TEL CO	WI	No	399,498
	MOSINEE TEL CO	WI	No	539,374
	MT VERNON TEL CO	WI	No	2,996,239
	RIVERSIDE TELECOM	WI	No	415,780
	SCANDINAVIA TEL CO	WI	No	389,919
	SE TEL OF WISCONSIN	WI	No	624,272
	STATE LONG DISTANCE	WI	No	848,734
	STOCKBRIDGE & SHERWD	WI	No	525,677
	TENNEY TEL CO	WI	No	187,254
	UNITED STATES CELLULAR CORPORATION	WI	Yes	21,208,501
	UTELCO, INC	WI	No	928,216
	WAUNAKEE TEL CO	WI	No	655,678
	U.S. Cellular (Hardy Cellular Telephone Co.)	WV	Yes	6,714,050
				<hr/> <hr/>
				236,313,032
Windstream Corporation	WINDSTREAM AL	AL	No	3,974,972
	WINDSTREAM AR	AR	No	2,946,679
	WINDSTREAM FL	FL	No	2,403,336
	GEORGIA WINDSTREAM	GA	No	3,356,739
	WINDSTREAM ACCUCOMM	GA	No	527,452
	WINDSTREAM GA	GA	No	5,751,099
	WINDSTREAM GA COMM	GA	No	10,995,639
	WINDSTREAM GA TEL.	GA	No	984,478
	WINDSTREAM STANDARD	GA	No	3,383,640
	WINDSTREAM KY WEST	KY	No	1,691,399
	WINDSTREAM LEXINGTON	KY	No	8,643,201
	WINDSTREAM LONDON	KY	No	504,102
	DEERFIELD FARMERS	MI	No	1,829,891
	WINDSTREAM MO	MO	No	2,886,657
	WINDSTREAM MS	MS	No	1,399,705
	CONCORD TEL CO	NC	No	8,878,662
	LEXCOM TELEPHONE CO.	NC	No	8,414,018
	WINDSTREAM NC	NC	No	4,473,333
	WINDSTREAM NE	NE	No	2,394,110
	WINDSTREAM SW-NM#1	NM	No	1,080,264
	WINDSTREAM SW-NM#2	NM	No	3,017,100
	WINDSTREAM NY-FULTON	NY	No	2,260,274
	WINDSTREAM RED JACKT	NY	No	56,515
	WINDSTREAM-JAMESTOWN	NY	No	(261,754)
	WINDSTREAM OH	OH	No	1,276,729

**Annual High-Cost Support by Study Area For the Top 10 Recipients of Support
at the Year-End Holding Company Level: 2009**

Holding Company Name	Study Area Name	State	CETC	Study Area Support
	WINDSTREAM W-RESERVE	OH	No	227,880
	OKLAHOMA WINDSTREAM	OK	No	2,626,360
	WINDSTREAM OK	OK	No	4,782,776
	WINDSTREAM SW-OK	OK	No	4,602,231
	BUFFALO VALLEY TEL	PA	No	1,065,522
	D&E SYSTEMS, INC.	PA	Yes	5,572
	DENVER & EPHRATA	PA	No	1,887,698
	THE CONESTOGA TEL	PA	No	2,336,978
	WINDSTREAM PA	PA	No	3,292,489
	WINDSTREAM SC	SC	No	2,023,095
	TEXAS WINDSTREAM	TX	No	1,765,143
	WINDSTREAM KERRVILLE	TX	No	(137,540)
	WINDSTREAM SUGARLAND	TX	No	643,596
	WINDSTREAM SW-TX#1	TX	No	2,345,406
				<u>110,335,446</u>
Telapex, Inc.	CELLULAR SOUTH LICENSES, INC. (ALABAMA)	AL	Yes	191,274
	CELLULAR SOUTH LICENSE, INC.	MS	Yes	68,420,166
	DELTA TEL CO	MS	No	1,994,475
	FRANKLIN TEL CO - MS	MS	No	6,483,181
	TELEPAK NETWORKS, INC.	MS	Yes	138,050
				<u>77,227,146</u>
Frontier Communications Corporation	FRONTIER COMM-SOUTH	AL	No	489,243
	FRONTIER COMM.-AL	AL	No	290,346
	FRONTIER-LAMAR CNTY	AL	No	444,064
	CITZENS-FRNTER-WH MT	AZ	No	5,105,997
	CITZENS-FRNTR-RURAL	AZ	No	1,286,097
	NAVAJO-AZ-FRONTIER	AZ	No	1,895,889
	CITIZENS-FRNTIER-GST	CA	No	828,972
	CITIZENS-FRONTIER CA	CA	No	10,072,527
	CITZENS-FRNTR-TUOLUM	CA	No	968,193
	GLOBAL VALLEY NETWKS	CA	No	695,840
	FRONTIER COMM-SOUTH	FL	No	197,088
	FRONTIER GEORGIA LLC	GA	No	935,340
	FRONTIER-FAIRMOUNT	GA	No	510,168
	CITIZENS-FRONTIER-ID	ID	No	1,955,928
	CITIZENS-FRONTIER-IL	IL	No	1,138,797
	FRONTIER OF ILLINOIS	IL	No	216,708
	FRONTIER OF LAKESIDE	IL	No	51,435
	FRONTIER-DEPUE	IL	No	146,492
	FRONTIER-MIDLAND	IL	No	726,330
	FRONTIER-MT. PULASKI	IL	No	131,880
	FRONTIER-ORION	IL	No	40,752
	FRONTIER-PRAIRIE	IL	No	53,112
	FRONTIER-SCHUYLER	IL	No	107,808
	FRONTIER OF INDIANA	IN	No	254,060
	FRONTIER-THORNTOWN	IN	No	88,680
	FRONTIER-MICHIGAN	MI	No	163,584
	CITIZENS-FRONTIER-MN	MN	No	558,141
	CITIZENS-FRONTIER-MN	MN	No	53,871
	FRONTIER-MINNESOTA	MN	No	246,738
	FRONTIER-MISSISSIPPI	MS	No	770,123

**Annual High-Cost Support by Study Area For the Top 10 Recipients of Support
at the Year-End Holding Company Level: 2009**

Holding Company Name	Study Area Name	State	CETC	Study Area Support
	CITIZENS-FRONTIER-MT	MT	No	811,554
	CITIZENS-FRONTIER-NE	NE	No	129,411
	NAVAJO-NM-FRONTIER	NM	No	449,571
	CITIZENS-FRONTIER-NV	NV	No	1,140,630
	CITIZENS-FRONTIER-NV	NV	No	167,100
	CITIZENS-FRONTIER-NY	NY	No	3,642,315
	CITIZENS-FRONTIER-NY	NY	No	528,726
	CITIZENS-FRONTIER-NY	NY	No	1,192,728
	FRONTIER COMM OF NY	NY	No	789,204
	FRONTIER-AUSABLE VAL	NY	No	435,207
	FRONTIER-SENECA GORH	NY	No	271,146
	FRONTIER-SYLVAN LAKE	NY	No	745,047
	OGDEN TEL DBA FRNTER	NY	No	291,264
	FRONTIER-MI-OH	OH	No	6,240
	CITIZENS-FRONTIER-OR	OR	No	492,456
	COMMONWEALTH TEL CO	PA	No	14,399,220
	FRONTIER-BREEZEWOOD	PA	No	62,763
	FRONTIER-CANTON	PA	No	99,471
	FRONTIER-LAKEWOOD	PA	No	51,984
	FRONTIER-OSWAYO RIVR	PA	No	211,206
	FRONTIER-PA	PA	No	88,344
	CITIZENS-FRONTIER-TN	TN	No	302,862
	CTZENS-FRNTR-VOL ST	TN	No	560,418
	CITIZENS-FRONTIER-UT	UT	No	1,568,961
	NAVAJO-UT-FRONTIER	UT	No	160,284
	FRONTIER OF VIROQUA	WI	No	477,288
	FRONTIER-MONDOVI	WI	No	13,824
	FRONTIER-ST.CROIX	WI	No	1,042,384
	FRONTIER-WISCONSIN	WI	No	306,240
	RHINELANDER-FRONTIER	WI	No	325,176
	RHINELANDER-FRONTIER	WI	No	55,665
	RHINELANDER-FRONTIER	WI	No	149,517
	RHINELANDER-FRONTIER	WI	No	64,008
	CITIZENS-FRONTIER-WV	WV	No	3,104,607
	CITIZENS-FRONTIER-WV	WV	No	2,452,119
	CITIZENS-FRONTIER-WV	WV	No	3,016,011
				<u>70,029,154</u>
Qwest Communications International, Inc.	QWEST CORP-AZ	AZ	No	10,332,195
	QWEST CORP-CO	CO	No	16,935,003
	THE EL PASO CNTY TEL	CO	No	525,972
	QWEST CORP-IA	IA	No	412,269
	QWEST CORP-IDAHO	ID	No	325,236
	QWEST CORP-MT	MT	No	12,813,291
	QWEST CORP-ND	ND	No	399,030
	QWEST CORP-NE	NE	No	4,637,634
	QWEST CORP-NM	NM	No	1,923,651
	MALHEUR HOME TEL CO	OR	No	667,572
	QWEST CORP-OR	OR	No	2,397,822
	QWEST CORP-SD	SD	No	1,188,409
	QWEST CORP-UT	UT	No	1,019,127
	QWEST CORP-WA	WA	No	2,477,985
	QWEST CORP-WY	WY	No	10,464,045

**Annual High-Cost Support by Study Area For the Top 10 Recipients of Support
at the Year-End Holding Company Level: 2009**

Holding Company Name	Study Area Name	State	CETC	Study Area Support
				66,519,241
Sprint Nextel Corporation	NPCR, INC.	AL	Yes	963,769
	SPRINT SPECTRUM, LP	AL	Yes	1,282,562
	NPCR, INC.	AR	Yes	(723)
	SPRINT SPECTRUM DBA SPRINT PCS	AR	Yes	784,051
	SPRINT SPECTRUM, LP	AZ	Yes	1,662,140
	NPCR, INC.	FL	Yes	1,646,896
	SPRINT SPECTRUM L.P. (FL)	FL	Yes	5,319,003
	NPCR, INC.	GA	Yes	465,527
	SPRINT SPECTRUM, LP	GA	Yes	864,625
	NPCR, INC.	HI	Yes	7,105,684
	NPCR, INC.	IA	Yes	2,042,667
	NPCR, INC.	IN	Yes	(34,665)
	SPRINT SPECTRUM,L.P. (IN)	IN	Yes	1,322,646
	SPRINT SPECTRUM LP / PHILLIECO LP (DBA SPRINT PCS)	KS	Yes	1,103,335
	NPCR, INC.	KY	Yes	2,076,317
	NPCR, INC.	LA	Yes	(30,482)
	SPRINT SPECTRUM, LP	LA	Yes	409,068
	Sprint Spectrum L.P. (dba Sprint PCS)	MI	Yes	3,980,061
	NPCR, INC.	MS	Yes	489,336
	SPRINT SPECTRUM, LP	MS	Yes	3,661,811
	SPRINT SPECTRUM, LP	NC	Yes	499,344
	SPRINT SPECTRUM, LP	NM	Yes	(1,578,738)
	NPCR, INC.	NY	Yes	375,715
	SPRINT SPECTRUM, LP	NY	Yes	554,369
	NPCR, INC.	PA	Yes	1,271,420
	SPRINT SPECTRUM, LP	PR	Yes	1,692,993
	NPCR, INC.	TN	Yes	3,544
	SPRINT SPECTRUM, LP	TN	Yes	67,161
	SPRINT SPECTRUM, LP	TX	Yes	3,000,924
	SPRINT SPECTRUM, LP	UT	Yes	98,622
	NPCR, INC.	VA	Yes	112,189
	SPRINT SPECTRUM, LP	VA	Yes	3,044,731
	SPRINT SPECTRUM, LP	WA	Yes	4,795,713
NPCR, INC.	WI	Yes	126,399	
SPRINT SPECTRUM, LP	WV	Yes	784,317	
				49,962,331
FairPoint Communications, Inc.	BIG SANDY TELECOM	CO	No	303,978
	COLUMBINE ACQ CORP	CO	No	737,536
	SUNFLOWER TEL - CO	CO	No	156,650
	GTC, INC.	FL	No	1,434,230
	GTC, INC.	FL	No	423,692
	GTC, INC.	FL	No	5,944,887
	FREMONT TELCOM	ID	No	2,585,548
	C-R TEL CO	IL	No	340,504
	EL PASO TEL CO	IL	No	178,502
	ODIN TEL EXCH INC	IL	No	590,221
	SUNFLOWER TEL CO	KS	No	1,173,210
	CHINA TEL CO.	ME	No	584,255
	COMMUNITY SERVICE	ME	No	1,199,622
	NORTHERN NEW ENGLAND TELEPHONE OPERATIONS LLC	ME	No	1,356,267
	NORTHLAND TEL CO-ME	ME	No	3,047,942

**Annual High-Cost Support by Study Area For the Top 10 Recipients of Support
at the Year-End Holding Company Level: 2009**

Holding Company Name	Study Area Name	State	CETC	Study Area Support
	STANDISH TEL CO	ME	No	1,480,940
	FAIRPOINT COMMUNICATIONS MISSOURI, INC.	MO	No	3,240,097
	NORTHERN NEW ENGLAND TELEPHONE OPERATIONS LLC	NH	No	1,474,332
	BERKSHIRE TEL CORP	NY	No	648,620
	CHAUTAUQUA & ERIE	NY	No	1,612,372
	TACONIC TEL CORP	NY	No	2,114,908
	COLUMBUS GROVE TEL	OH	No	208,886
	GERMANTOWN INDEPEND	OH	No	690,104
	ORWELL TEL CO	OH	No	450,694
	CHOUTEAU TEL CO	OK	No	1,125,072
	BENTLEYVILLE TEL CO	PA	No	335,516
	MARIANNA - SCENERY	PA	No	402,814
	PEOPLES MUTUAL TEL	VA	No	864,906
	NORTHLAND TEL. CO-VT	VT	No	2,189,981
	TELEPHONE OPERATION COMPANY OF VERMONT LLC	VT	No	8,526,744
	ELLENSBURG TEL CO	WA	No	1,420,582
	YCOM NETWORKS, INC.	WA	No	1,545,782
				48,389,394

Annual High-Cost Payments by Year-End Holding Company Structure: 2008

Rank	Holding Company Name	Support
1	AT&T Inc.	\$426,411,917
2	Alltel Corporation	\$413,874,788
3	Verizon Communications Inc.	\$308,584,044
4	CenturyTel, Inc.	\$278,575,256
5	Telephone and Data Systems, Inc.	\$231,868,852
6	América Móvil	\$98,342,646
7	Windstream Corporation	\$97,073,316
8	Embarq	\$97,040,569
9	Sprint Nextel Corporation	\$90,479,434
10	Frontier Communications Corporation	\$81,045,280

**Annual High-Cost Support by Study Area For the Top 10 Recipients of Support
at the Year-End Holding Company Level: 2008**

Holding Company Name	Study Area Name	State	CETC	Study Area Support	
AT&T Inc.	Dobson Cellular Systems, Inc.	AK	Yes	\$29,698,309	
	AT&T Wireless (AL)	AL	Yes	\$403,173	
	SO CENTRAL BELL-AL	AL	No	\$32,105,808	
	SOUTHWESTERN BELL-AR	AR	No	\$76,464	
	AT&T	CA	Yes	\$229,943	
	PACIFIC BELL	CA	No	\$7,888,806	
	SOUTHERN NEW ENGLAND	CT	No	\$477,150	
	THE WOODBURY TEL CO	CT	No	(\$297,636)	
	SOUTHERN BELL-FL	FL	No	\$10,229,286	
	SOUTHERN BELL-GA	GA	No	\$16,500,189	
	Edge Wireless, LLC	ID	Yes	\$7,696,790	
	SOUTHWESTERN BELL-KS	KS	No	\$496,863	
	American Cellular Corp.	KY	Yes	\$3,547,332	
	SO CENTRAL BELL-KY	KY	No	\$14,183,445	
	New Cingular Wireless PCS, LLC	LA	Yes	\$31,877,161	
	SO CENTRAL BELL-LA	LA	No	\$8,274,345	
	American Cellular Corp. (MI)	MI	Yes	\$693,074	
	Dobson Cellular Systems, Inc. (MI)	MI	Yes	\$5,036,712	
	NPI-Omnipoint Wireless, LLC	MI	Yes	(\$1,737)	
	RFB Cellular, Inc.	MI	Yes	(\$12,587)	
	American Cellular Corporation (MN)	MN	Yes	\$2,452,837	
	New Cingular Wireless PCS, LLC	MS	Yes	\$68,221,535	
	SO CENTRAL BELL-MS	MS	No	\$92,435,585	
	SOUTHERN BELL-NC	NC	No	\$4,236,840	
	NEVADA BELL	NV	No	\$3,569,364	
	AT&T Communications Of N.Y. Inc.	NY	Yes	\$285,662	
	American Cellular Corporation	OK	Yes	\$741,510	
	Dobson Cellular Systems, Inc.	OK	Yes	\$8,926,145	
	SOUTHWESTERN BELL-OK	OK	No	\$676,803	
	Cingular Wireless (OR)	OR	Yes	\$8,189,904	
	Edge Wireless	OR	Yes	\$1,578,697	
	Cingular Wireless	PR	Yes	\$43,693,535	
	SOUTHERN BELL-SC	SC	No	\$4,039,605	
	SO. CENTRAL BELL -TN	TN	No	\$6,570,156	
	Dobson Cellular Systems, Inc. (TX)	TX	Yes	\$2,254,509	
	Cingular Wireless (VA)	VA	Yes	\$769,650	
	HIGHLAND CELLULAR, LLC	VA	Yes	\$205,062	
	Cingular Wireless, LLC d/b/a AT&T Wireless (WA)	WA	Yes	(\$3,856,129)	
	American Cellular Corp. (WI)	WI	Yes	\$7,382,394	
	American Cellular Corporation	WV	Yes	\$778,133	
	Easterbrooke Cellular Corporation	WV	Yes	\$1,868,900	
	Highland Cellular, Inc.	WV	Yes	\$2,288,330	
					<hr/> <hr/>
					\$426,411,917
	Alltel Corporation	ALLTEL Communications, Inc.	AL	Yes	\$6,963,275
ALLTEL Communications, Inc.		AR	Yes	\$60,778,439	
Western Wireless		CA	Yes	\$53,997	
Western Wireless		CO	Yes	\$3,935,322	
ALLTEL Communications, Inc. (FL)		FL	Yes	\$4,923,927	
ALLTEL Communications, Inc.		GA	Yes	\$20,603,745	
IOWA RSA #3, LLC dba Cellcom		IA	Yes	\$3,486	
Midwest Wireless Iowa, LLC		IA	Yes	\$8,622,799	
NSP, LC dba Cellcom		IA	Yes	\$9	
Western Wireless Corp.		IA	Yes	\$169,509	

**Annual High-Cost Support by Study Area For the Top 10 Recipients of Support
at the Year-End Holding Company Level: 2008**

Holding Company Name	Study Area Name	State	CETC	Study Area Support
	ALLTEL Communications (Wireless KS)	KS	Yes	\$54,781,977
	Western Wireless	KS	Yes	\$20,885
	ALLTEL Communications, Inc.	LA	Yes	\$11,756,683
	ALLTEL Communications, Inc.	MI	Yes	\$15,052,389
	Midwest Wireless Communications, LLC	MN	Yes	\$23,321,476
	Western Wireless	MN	Yes	\$2,957,394
	ALLTEL Communications, Inc.	MS	Yes	\$14,600,536
	Western Wireless - MT	MT	Yes	\$3,872,925
	ALLTEL Communications, Inc.	NC	Yes	\$4,184,168
	Western Wireless	ND	Yes	\$22,355,563
	Alltel Communications of Nebraska, Inc.	NE	Yes	\$47,805,263
	Western Wireless	NM	Yes	\$4,561,990
	Western Wireless	NV	Yes	\$4,894,762
	Western Wireless	SD	Yes	\$31,262,135
	Western Wireless (Pine Ridge Reservation)	SD	Yes	\$3,487,830
	Alltel Communications, Inc.	TX	Yes	\$2,002,745
	Western Wireless	TX	Yes	\$14,764,359
	ALLTEL Communications, Inc.	VA	Yes	\$3,620,551
	Virginia Cellular LLC	VA	Yes	\$1,762,294
	ALLTEL Communications, Inc.	WI	Yes	\$19,843,743
	Midwest Wireless Wisconsin, LLC	WI	Yes	\$5,006,718
	Wisconsin RSA #3 Limited Partnership	WI	Yes	\$243,860
	ALLTEL Communications, Inc.	WV	Yes	\$2,803,214
	WWC Holding Co., dba Cellular One	WY	Yes	\$2,305,653
	Western Wireless	WY	Yes	\$10,551,167
				<hr/> <hr/>
				\$413,874,788
Verizon Communications Inc.	RCC Minnesota, Inc.	AL	Yes	\$1,864,747
	VERIZON CALIF-AZ	AZ	No	\$1,030,863
	VERIZON CA(CONTEL)	CA	No	\$10,918,887
	VERIZON W-COAST-CA	CA	No	\$525,684
	VERIZON-CA (GTE)	CA	No	\$16,077,588
	VERIZON DELAWARE INC	DE	No	\$212,709
	VERIZON FLORIDA	FL	No	\$14,862,252
	Iowa RSA 10	IA	Yes	\$2,209,697
	Iowa RSA 7	IA	Yes	\$2,092,574
	Iowa RSA 8	IA	Yes	\$2,624,718
	Iowa RSA No. 2 Limited Partnership	IA	Yes	\$79,791
	VERIZON N'WEST-ID	ID	No	\$13,247,718
	VERIZON N-IL(CONTEL)	IL	No	\$2,796,228
	VERIZON NORTH-IL	IL	No	\$4,618,437
	VERIZON S-IL(ALLTEL)	IL	No	\$1,055,118
	VERIZON N-IN	IN	No	\$10,460,520
	VERIZON N-IN(ALLTEL)	IN	No	\$509,409
	VERIZON N-IN(CONTEL)	IN	No	\$4,311,117
	RCC Minnesota, Inc.	KS	Yes	\$1,998,647
	VERIZON MASS.	MA	No	\$1,502,346
	VERIZON MARYLAND INC	MD	No	\$2,345,400
	RCC Minnesota, Inc.	ME	Yes	\$3,492,982
	VERIZON N-MI(ALLTEL)	MI	No	\$36,582
	VERIZON NORTH-MI	MI	No	\$413,415
	RCC Minnesota	MN	Yes	\$21,237,746
	Wireless Alliance, LLC	MN	Yes	\$12,106
	RCC Minnesota, Inc.	MS	Yes	\$3,548,850

**Annual High-Cost Support by Study Area For the Top 10 Recipients of Support
at the Year-End Holding Company Level: 2008**

Holding Company Name	Study Area Name	State	CETC	Study Area Support
	VERIZON S-NC(CONTEL)	NC	No	\$4,609,857
	VERIZON SOUTH-NC	NC	No	\$3,417,750
	Badlands Cellular of ND LP	ND	Yes	\$4,442,418
	Bismark MSA LP	ND	Yes	\$2,223,253
	North Central RSA 2 of North Dakota LP	ND	Yes	\$1,500,127
	North Dakota 5 - Kidder LP	ND	Yes	\$2,865,010
	North Dakota RSA 3 LP	ND	Yes	\$4,705,327
	Northwest Dakota Cellular of North Dakota LP	ND	Yes	\$5,746,939
	RCC Minnesota, Inc.	NH	Yes	\$200,964
	VERIZON CALIF-NV	NV	No	\$3,677,217
	MCImetro Access Transmission Services, LLC	NY	Yes	\$98,811
	New York RSA 2 Cellular Partnership	NY	Yes	\$307,355
	St. Lawrence Seaway Cellular Partnership	NY	Yes	\$395,593
	VERIZON NEW YORK	NY	No	\$6,442,353
	VERIZON NORTH-OH	OH	No	\$6,104,412
	RCC Minnesota, Inc.	OR	Yes	\$4,531,609
	VERIZON N'WEST-OR	OR	No	\$7,885,086
	MCI Metro Access Transmission Services	PA	Yes	\$97,931
	VERIZON N-PA(CONTEL)	PA	No	\$1,906,887
	VERIZON N-PA(QUAKER)	PA	No	\$1,804,182
	VERIZON NORTH-PA	PA	No	\$3,046,941
	VERIZON PENNSYLVANIA	PA	No	\$8,247,546
	VERIZON RHODE ISLAND	RI	No	\$31,182
	VERIZON S-SC(CONTEL)	SC	No	\$1,629,078
	VERIZON SOUTH-SC	SC	No	\$4,169,883
	RCC Minnesota, Inc.	SD	Yes	\$1,166,396
	Wireless Alliance, LLC	SD	Yes	\$26,491
	GTE SW VERIZON-TX	TX	No	\$17,134,209
	GTE-SW VERIZON-TX	TX	No	\$3,042,408
	VERIZON S-VA(CONTEL)	VA	No	\$23,324,241
	VERIZON SOUTH-VA	VA	No	\$925,119
	VERIZON VIRGINIA INC	VA	No	\$10,111,632
	RCC Atlantic, Inc.	VT	Yes	\$6,371,548
	RCC Minnesota, Inc.	WA	Yes	\$3,820,606
	VERIZON N'WEST-WA	WA	No	\$7,622,802
	VERIZON N'WEST-WA	WA	No	\$2,837,697
	VERIZON W VA INC.	WV	No	\$28,027,053
				<hr/> <hr/>
				\$308,584,044
CenturyTel, Inc.	CENTURYTEL-AL-NORTH	AL	No	\$9,784,623
	CENTURYTEL-AL-SOUTH	AL	No	\$7,334,961
	GULF TEL CO - AL	AL	No	\$2,402,226
	CENTURYTEL NW-AR-RUS	AR	No	\$13,286,466
	CENTURYTEL NW-AR-SIL	AR	No	\$2,834,631
	CENTURYTEL- ARKANSAS	AR	No	\$8,422,380
	CENTURYTEL-CENTRAL A	AR	No	\$18,804,591
	CENTURYTEL-MTN HOME	AR	No	\$5,954,115
	CENTURYTEL-REDFIELD	AR	No	\$870,048
	CENTURYTEL-SOUTH AR	AR	No	\$1,117,203
	CENTURYTEL OF EAGLE	CO	No	\$26,504,556
	CENTURYTEL-COLORADO	CO	No	\$3,570,036
	COASTAL UTILITIES	GA	No	\$3,657,870
	CENTURYTEL-CHESTER	IA	No	\$118,956
	CENTURYTEL-POSTVILLE	IA	No	\$426,186

**Annual High-Cost Support by Study Area For the Top 10 Recipients of Support
at the Year-End Holding Company Level: 2008**

Holding Company Name	Study Area Name	State	CETC	Study Area Support
	CENTURY-GEM STATE-ID	ID	No	\$1,241,229
	CENTURYTEL OF IDAHO	ID	No	\$1,344,546
	GALLATIN RIVER COMM.	IL	No	\$616,038
	CENTURYTEL OF ODON	IN	No	\$749,976
	CENTURYTEL-CENTR IN	IN	No	\$1,062,842
	CENTURY NORTH LA	LA	No	\$2,984,742
	CENTURYTEL - EAST LA	LA	No	\$885,090
	CENTURYTEL-CENTR LA	LA	No	\$5,526,414
	CENTURYTEL-CHATHAM	LA	No	\$1,537,608
	CENTURYTEL-EVANGELIN	LA	No	\$12,530,028
	CENTURYTEL-NW LA	LA	No	\$2,515,512
	CENTURYTEL-RINGGOLD	LA	No	\$341,826
	CENTURYTEL-SE LA	LA	No	\$2,093,871
	CENTURYTEL-SW LA	LA	No	\$2,933,022
	CENTURY-NORTHN MICH.	MI	No	\$493,176
	CENTURYTEL MICHIGAN	MI	No	\$6,546,276
	CENTURYTEL MW-MI	MI	No	\$5,320,011
	CENTURYTEL-UPPER MI	MI	No	\$2,795,850
	CENTURYTEL-MINNESOTA	MN	No	\$9,216,003
	CENTURYTEL-MO BELLE	MO	No	\$1,094,320
	CENTURYTEL-MO CEN	MO	No	\$713,571
	CENTURYTEL-MO SOUTH	MO	No	\$968,849
	CENTURYTEL-MO SW	MO	No	\$2,471,463
	SPECTRA COMM. GROUP	MO	No	\$13,348,782
	CENTURYTEL - N. MISS	MS	No	\$8,618,850
	CENTURYTEL-MONTANA	MT	No	\$4,189,248
	MEBTEL, INC.	NC	No	\$1,232,562
	CENTURYTEL SW-NM	NM	No	\$2,860,587
	CENTURYTEL-GEM ST-NV	NV	No	\$32,052
	CENTURYTEL OF OHIO	OH	No	\$390,546
	CENTURYTEL-OREGON	OR	No	\$14,953,902
	CENTURY-CLAIBORNE	TN	No	\$2,380,812
	CENTURYTEL-ADAMSVILL	TN	No	\$2,493,540
	CENTURYTEL-OOLTEWAH	TN	No	\$2,209,935
	CENTURYTEL-LK DALLAS	TX	No	\$1,724,136
	CENTURYTEL-PORT ARAN	TX	No	\$655,554
	CENTURYTEL-SAN MARCO	TX	No	\$2,624,007
	CENTURYTEL-COWICHE	WA	No	\$191,388
	CENTURYTEL-WASHINGTO	WA	No	\$23,247,648
	CENTURYTEL LARSEN	WI	No	\$289,782
	CENTURYTEL MONROE	WI	No	\$314,718
	CENTURYTEL-CENTRL WI	WI	No	\$3,004,182
	CENTURYTEL-FAIRWATER	WI	No	\$85,242
	CENTURYTEL-FORESTVIL	WI	No	\$763,080
	CENTURYTEL-MW-KENDAL	WI	No	\$499,674
	CENTURYTEL-MW-WI	WI	No	\$2,371,146
	CENTURYTEL-MW-WI	WI	No	\$107,790
	CENTURYTEL-MW-WI	WI	No	\$384,150
	CENTURYTEL-MW-WI	WI	No	\$92,310
	CENTURYTEL-MW-WI	WI	No	\$1,064,175
	CENTURYTEL-MW-WI/NW	WI	No	\$2,845,506
	CENTURYTEL-NORTH WI	WI	No	\$3,169,272
	CENTURYTEL-NW WI	WI	No	\$5,418,558
	CENTURYTEL-SO WI	WI	No	\$219,372

**Annual High-Cost Support by Study Area For the Top 10 Recipients of Support
at the Year-End Holding Company Level: 2008**

Holding Company Name	Study Area Name	State	CETC	Study Area Support
	CENTURYTEL-WISCONSIN	WI	No	(\$276,054)
	TELEPHONE USA OF WI	WI	No	\$4,956,630
	CENTURYTEL OF WY.	WY	No	\$1,041,063
				<u>\$278,575,256</u>
Telephone and Data Systems, Inc.	BUTLER TEL CO	AL	No	\$1,483,170
	OAKMAN TEL CO (TDS)	AL	No	\$608,154
	PEOPLES TEL CO	AL	No	\$3,217,656
	CLEVELAND COUNTY TEL	AR	No	\$705,624
	DECATUR TEL CO INC	AR	No	\$373,587
	ARIZONA TELEPHONE CO	AZ	No	\$1,117,968
	SOUTHWESTERN TEL CO	AZ	No	\$1,757,508
	HAPPY VALLEY TEL CO	CA	No	\$333,336
	HORNITOS TEL CO	CA	No	\$355,212
	WINTERHAVEN TEL. CO.	CA	No	\$586,806
	DELTA COUNTY TEL CO	CO	No	\$983,166
	STRASBURG TEL CO	CO	No	\$566,826
	QUINCY TEL CO-FL DIV	FL	No	\$1,202,319
	BLUE RIDGE TEL CO	GA	No	\$3,974,829
	CAMDEN TEL & TEL CO	GA	No	\$2,233,308
	NELSON-BALL GROUND	GA	No	\$1,189,998
	QUINCY TEL CO-GA DIV	GA	No	\$437,580
	IOWA RSA #12, LLC dba Cellcom	IA	Yes	\$9
	RSA 1 Limited Partnership	IA	Yes	\$776,524
	United States Cellular	IA	Yes	\$39,991,612
	POTLATCH TEL CO INC	ID	No	\$343,236
	United States Cellular Corporation	IL	Yes	\$10,294,510
	CAMDEN TEL CO - IN	IN	No	\$522,939
	COMM CORP OF INDIANA	IN	No	\$2,143,716
	COMM CORP OF S. IN	IN	No	\$422,580
	HOME CO OF PITTSBORO	IN	No	\$325,404
	HOME TEL CO INC	IN	No	\$214,326
	MERCHANTS & FARMERS	IN	No	\$75,756
	S & W TEL CO	IN	No	\$143,355
	TIPTON TEL CO	IN	No	\$410,622
	TRI-COUNTY TEL CO	IN	No	\$634,914
	WEST POINT TEL CO	IN	No	\$172,338
	USCOC of Nebraska/Kansas LLC	KS	Yes	\$8,168,624
	LESLIE COUNTY TEL CO	KY	No	\$1,409,010
	LEWISPORT TEL CO	KY	No	\$230,556
	SALEM TEL CO	KY	No	\$294,810
	COBBOSSECONTEE TEL	ME	No	\$180,825
	HAMPDEN TEL CO	ME	No	\$560,370
	HARTLAND & ST ALBANS	ME	No	\$257,994
	ISLAND TEL CO	ME	No	\$337,542
	SOMERSET TEL CO	ME	No	\$1,396,986
	United States Cellular Corporation	ME	Yes	\$7,747,661
	WARREN TEL CO	ME	No	\$267,753
	WEST PENOBSCOT TEL	ME	No	\$350,802
	CHATHAM TEL CO - MI	MI	No	\$615,657
	COMM CORP OF MI	MI	No	\$497,124
	ISLAND TEL CO	MI	No	\$243,082
	SHIAWASSEE TEL CO	MI	No	\$950,649
	WOLVERINE TEL CO	MI	No	\$427,100

**Annual High-Cost Support by Study Area For the Top 10 Recipients of Support
at the Year-End Holding Company Level: 2008**

Holding Company Name	Study Area Name	State	CETC	Study Area Support
	ARVIG TEL CO	MN	No	\$2,233,895
	BRIDGEWATER TEL CO	MN	No	\$1,178,076
	MID STATE DBA KMP	MN	No	\$587,472
	MID STATE TEL CO	MN	No	\$1,325,130
	WINSTED TEL CO	MN	No	\$289,788
	NEW LONDON TEL CO	MO	No	\$182,400
	ORCHARD FARM TEL CO	MO	No	\$90,198
	STOUTLAND TEL CO	MO	No	\$763,536
	United States Cellular Corporation	MO	Yes	\$13,607,276
	CALHOUN CITY TEL CO	MS	No	\$577,140
	MYRTLE TEL CO	MS	No	\$208,980
	SOUTHEAST MS TEL CO	MS	No	\$1,913,640
	BARNARDSVILLE TEL CO	NC	No	\$434,416
	SALUDA MOUNTAIN TEL	NC	No	\$503,381
	SERVICE TEL CO	NC	No	\$254,124
	United States Cellular Corporation	NC	Yes	\$1,367,453
	USCOC of Nebraska/Kansas	NE	Yes	\$5,487,077
	KEARSARGE TEL CO	NH	No	\$874,416
	MCTA, INC.	NH	No	\$1,260,318
	MERRIMACK COUNTY TEL	NH	No	\$1,001,622
	United States Cellular Corporation	NH	Yes	\$80,224
	WILTON TEL CO - NH	NH	No	\$416,772
	DEPOSIT TEL CO	NY	No	\$794,088
	EDWARDS TEL CO	NY	No	\$544,068
	ORISKANY FALLS TEL	NY	No	\$16,278
	PORT BYRON TEL CO	NY	No	\$551,886
	TOWNSHIP TEL CO	NY	No	\$1,121,599
	VERNON TEL CO	NY	No	\$305,736
	ARCADIA TEL CO	OH	No	\$163,950
	CONTINENTAL OF OHIO	OH	No	\$332,349
	LITTLE MIAMI COMM.	OH	No	\$443,979
	OAKWOOD TEL CO	OH	No	\$206,670
	VANLUE TEL CO	OH	No	\$165,858
	MID-AMERICA TEL INC	OK	No	\$870,786
	OKLAHOMA COMM SYSTEM	OK	No	\$2,198,556
	United States Cellular Corporation	OK	Yes	\$9,218,647
	WYANDOTTE TEL CO	OK	No	\$325,119
	ASOTIN TEL - OR	OR	No	\$56,664
	HOME TELEPHONE CO	OR	No	\$121,050
	United States Cellular Corporation	OR	Yes	\$8,821,513
	MAHANoy & MAHANTANGO	PA	No	\$292,443
	SUGAR VALLEY TEL CO	PA	No	\$266,307
	MCCLELLANVILLE TEL	SC	No	\$722,664
	NORWAY TEL CO	SC	No	\$205,398
	ST STEPHEN TEL CO	SC	No	\$924,146
	WILLISTON TEL CO	SC	No	\$827,490
	CONCORD TEL EXCHANGE	TN	No	\$3,969,150
	HUMPHREY'S COUNTY	TN	No	\$208,894
	TELLICO TEL CO	TN	No	\$857,325
	TENNESSEE TEL CO	TN	No	\$3,079,734
	United States Cellular Telephone Co. (Greater Knoxville) LP	TN	Yes	\$344,087
	AMELIA TEL CORP	VA	No	\$1,027,563
	NEW CASTLE TEL. CO.	VA	No	\$392,112
	United States Cellular Corporation	VA	Yes	\$928,013

**Annual High-Cost Support by Study Area For the Top 10 Recipients of Support
at the Year-End Holding Company Level: 2008**

Holding Company Name	Study Area Name	State	CETC	Study Area Support
	VIRGINIA TEL CO	VA	No	\$556,284
	LUDLOW TEL CO	VT	No	\$384,618
	NORTHFIELD TEL CO	VT	No	\$452,184
	PERKINSVILLE TEL CO	VT	No	\$49,746
	ASOTIN TEL - WA	WA	No	\$534,234
	LEWIS RIVER TEL CO	WA	No	\$444,342
	MCDANIEL TEL CO	WA	No	\$754,695
	United States Cellular Corporation	WA	Yes	\$5,328,470
	BADGER TELECOM, INC.	WI	No	\$1,244,319
	BLACK EARTH TEL CO	WI	No	\$250,770
	BONDUEL TEL CO	WI	No	\$222,537
	BURLINGTON B&W	WI	No	\$563,502
	CENTRAL STATE TEL CO	WI	No	\$1,804,287
	DICKEYVILLE TEL CORP	WI	No	\$273,939
	EASTCOAST TELECOM	WI	No	\$846,258
	FARMERS TEL CO - WI	WI	No	\$955,785
	GRANTLAND TELECOM	WI	No	\$719,346
	MID-PLAINS TEL CO	WI	No	\$2,103,810
	MIDWAY TEL CO	WI	No	\$410,658
	MOSINEE TEL CO	WI	No	\$478,800
	MT VERNON TEL CO	WI	No	\$3,374,181
	RIVERSIDE TELECOM	WI	No	\$368,493
	SCANDINAVIA TEL CO	WI	No	\$376,350
	SE TEL OF WISCONSIN	WI	No	\$645,240
	STATE LONG DISTANCE	WI	No	\$766,254
	STOCKBRIDGE & SHERWD	WI	No	\$447,066
	TENNEY TEL CO	WI	No	\$236,940
	UTELCO, INC	WI	No	\$903,864
	United States Cellular Corporation	WI	Yes	\$23,443,806
	WAUNAKEE TEL CO	WI	No	\$661,944
	United States Cellular Corporation	WV	Yes	\$5,789,241
				<u><u>\$231,868,852</u></u>
América Móvil	P R T C - CENTRAL	PR	No	\$11,091,018
	PUERTO RICO TEL CO	PR	No	\$48,466,362
	Puerto Rico Telephone Company d/b/a Verizon Wireless Puerto Rico	PR	Yes	\$38,785,266
				<u><u>\$98,342,646</u></u>
Windstream Corporation	WINDSTREAM AL	AL	No	\$3,259,755
	WINDSTREAM AR	AR	No	\$4,106,766
	WINDSTREAM FL	FL	No	\$1,279,170
	GEORGIA WINDSTREAM	GA	No	\$2,620,140
	WINDSTREAM ACCUCOMM	GA	No	\$597,060
	WINDSTREAM GA	GA	No	\$8,665,515
	WINDSTREAM GA COMM	GA	No	\$10,085,688
	WINDSTREAM GA TEL.	GA	No	\$980,814
	WINDSTREAM STANDARD	GA	No	\$2,294,238
	WINDSTREAM KY WEST	KY	No	\$1,565,616
	WINDSTREAM LEXINGTON	KY	No	\$8,534,016
	WINDSTREAM LONDON	KY	No	\$510,171
	WINDSTREAM MO	MO	No	\$3,176,448
	WINDSTREAM MS	MS	No	\$1,468,767
	CONCORD TEL CO	NC	No	\$6,452,538

**Annual High-Cost Support by Study Area For the Top 10 Recipients of Support
at the Year-End Holding Company Level: 2008**

Holding Company Name	Study Area Name	State	CETC	Study Area Support
	WINDSTREAM NC	NC	No	\$4,377,492
	WINDSTREAM NE	NE	No	\$2,386,179
	WINDSTREAM SW-NM#1	NM	No	\$632,691
	WINDSTREAM SW-NM#2	NM	No	\$2,877,738
	WINDSTREAM NY-FULTON	NY	No	\$1,948,530
	WINDSTREAM RED JACKT	NY	No	\$87,180
	WINDSTREAM-JAMESTOWN	NY	No	\$1,353,636
	WINDSTREAM OH	OH	No	\$1,996,908
	WINDSTREAM W-RESERVE	OH	No	\$1,605,522
	OKLAHOMA WINDSTREAM	OK	No	\$3,691,881
	WINDSTREAM OK	OK	No	\$5,240,808
	WINDSTREAM SW-OK	OK	No	\$4,711,746
	WINDSTREAM PA	PA	No	\$1,631,196
	WINDSTREAM SC	SC	No	\$1,822,950
	TEXAS WINDSTREAM	TX	No	\$2,025,120
	WINDSTREAM KERRVILLE	TX	No	\$1,048,296
	WINDSTREAM SUGARLAND	TX	No	\$1,601,778
	WINDSTREAM SW-TX#1	TX	No	\$2,436,963
				<hr/> <hr/> \$97,073,316
Embarq	EMBARQ FLORIDA	FL	No	\$15,327,840
	UTC OF INDIANA	IN	No	\$2,413,065
	EMBARQ MO-KS	KS	No	\$692,085
	UNITED OF EASTERN KS	KS	No	\$5,712,019
	UTC OF KANSAS	KS	No	\$3,806,733
	EMBARQ MINNESOTA	MN	No	\$1,248,660
	EMBARQ MISSOURI	MO	No	\$4,766,178
	CAROLINA TEL & TEL	NC	No	\$7,556,679
	CENDEL OF NC	NC	No	\$1,495,059
	UTC OF THE WEST-NE	NE	No	\$1,819,281
	UNITED TEL - NJ, INC	NJ	No	\$253,191
	CENDEL OF NV	NV	No	\$1,532,730
	UTC OF OHIO	OH	No	\$5,007,282
	UTC OF THE NW - OR	OR	No	\$1,290,396
	UTC OF PENNSYLVANIA	PA	No	\$4,887,003
	UTC OF THE CAROLINAS	SC	No	\$1,201,443
	UNITED INTER-MT-TN	TN	No	\$1,560,237
	CENDEL OF TEXAS	TX	No	\$2,006,751
	UTC OF TEXAS INC	TX	No	\$22,247,553
	CENDEL OF VIRGINIA	VA	No	\$8,424,348
	UNITED INTER-MT-VA	VA	No	\$1,030,905
	UTC OF THE NW-WA	WA	No	\$1,601,736
	UTC OF THE WEST-WY	WY	No	\$1,159,395
				<hr/> <hr/> \$97,040,569
Sprint Nextel Corporation	NPCR, Inc.	AL	Yes	\$2,256,769
	Sprint Spectrum, LP	AL	Yes	\$1,890,141
	NPCR, Inc.	AR	Yes	\$313
	Sprint Spectrum DBA Sprint PCS	AR	Yes	\$906,758
	Sprint Spectrum, LP	AZ	Yes	\$2,254,945
	NPCR, Inc.	FL	Yes	\$1,717,966
	Sprint Spectrum L.P. (FL)	FL	Yes	\$7,698,463
	NPCR, Inc.	GA	Yes	\$1,193,067

**Annual High-Cost Support by Study Area For the Top 10 Recipients of Support
at the Year-End Holding Company Level: 2008**

Holding Company Name	Study Area Name	State	CETC	Study Area Support
	Sprint Spectrum, LP	GA	Yes	\$1,548,832
	NPCR, Inc.	HI	Yes	\$14,274,524
	NPCR, Inc.	IA	Yes	\$960,487
	NPCR, Inc.	IN	Yes	\$207,685
	Sprint Spectrum,L.P. (IN)	IN	Yes	\$1,939,973
	Sprint Spectrum LP / Phillieco LP (dba Sprint PCS)	KS	Yes	\$2,220,251
	NPCR, Inc.	KY	Yes	\$2,091,562
	NPCR, Inc.	LA	Yes	\$1,089,261
	Sprint Spectrum, LP	LA	Yes	\$650,202
	Sprint Spectrum L.P. (dba Sprint PCS)	MI	Yes	\$327,812
	NPCR, Inc.	MS	Yes	\$742,827
	Sprint Spectrum, LP	MS	Yes	\$4,402,145
	Sprint Spectrum, LP	NC	Yes	\$2,259,307
	Sprint Spectrum, LP	NM	Yes	\$2,709,775
	NPCR, Inc.	NY	Yes	\$866,959
	Sprint Spectrum, LP	NY	Yes	\$978,894
	NPCR, Inc.	PA	Yes	\$1,427,058
	Sprint Spectrum, LP	PR	Yes	\$14,493,959
	NPCR, Inc.	TN	Yes	\$41,016
	Sprint Spectrum, LP	TN	Yes	\$320,372
	Sprint Spectrum, LP	TX	Yes	\$5,886,482
	Sprint Spectrum, LP	UT	Yes	\$143,475
	NPCR, Inc.	VA	Yes	\$434,791
	Sprint Spectrum, LP	VA	Yes	\$6,330,535
	Sprint Spectrum, LP	WA	Yes	\$4,367,765
	NPCR, Inc.	WI	Yes	\$189,533
	Sprint Spectrum, LP	WV	Yes	\$1,655,530
				<hr/> <hr/>
				\$90,479,434
Frontier Communications Corporation	FRONTIER COMM-SOUTH	AL	No	\$772,869
	FRONTIER COMM.-AL	AL	No	\$449,118
	FRONTIER-LAMAR CNTY	AL	No	\$476,538
	CITZENS-FRNTER-WH MT	AZ	No	\$4,208,193
	CITZENS-FRNTR-RURAL	AZ	No	\$1,354,566
	NAVAJO-AZ-FRONTIER	AZ	No	\$2,858,952
	CITZENS-FRNTIER-GST	CA	No	\$1,085,304
	CITZENS-FRONTIER CA	CA	No	\$12,733,428
	CITZENS-FRNTR-TUOLUM	CA	No	\$1,224,717
	GLOBAL VALLEY NETWKS	CA	No	\$809,916
	FRONTIER COMM-SOUTH	FL	No	\$164,127
	FRONTIER GEORGIA LLC	GA	No	\$436,608
	FRONTIER-FAIRMOUNT	GA	No	\$638,061
	CITZENS-FRONTIER-ID	ID	No	\$3,419,799
	CITZENS-FRONTIER-IL	IL	No	\$1,201,389
	FRONTIER OF ILLINOIS	IL	No	\$209,256
	FRONTIER OF LAKESIDE	IL	No	\$46,347
	FRONTIER-DEPUE	IL	No	\$180,354
	FRONTIER-MIDLAND	IL	No	\$348,477
	FRONTIER-MT. PULASKI	IL	No	\$106,680
	FRONTIER-ORION	IL	No	\$63,180
	FRONTIER-PRAIRIE	IL	No	\$57,960
	FRONTIER-SCHUYLER	IL	No	\$83,136
	FRONTIER OF INDIANA	IN	No	\$199,473
	FRONTIER-THORNTOWN	IN	No	\$75,972

**Annual High-Cost Support by Study Area For the Top 10 Recipients of Support
at the Year-End Holding Company Level: 2008**

Holding Company Name	Study Area Name	State	CETC	Study Area Support
	FRONTIER-MICHIGAN	MI	No	\$208,500
	CITIZENS-FRONTIER-MN	MN	No	\$606,309
	CITIZENS-FRONTIER-MN	MN	No	\$15,459
	FRONTIER-MINNESOTA	MN	No	\$287,334
	FRONTIER-MISSISSIPPI	MS	No	\$791,379
	CITIZENS-FRONTIER-MT	MT	No	\$939,009
	CITIZENS-FRONTIER-NE	NE	No	\$299,574
	NAVAJO-NM-FRONTIER	NM	No	\$784,131
	CITIZENS-FRONTIER-NV	NV	No	\$1,192,998
	CITIZENS-FRONTIER-NV	NV	No	\$265,794
	CITIZENS-FRONTIER-NY	NY	No	\$3,910,164
	CITIZENS-FRONTIER-NY	NY	No	\$1,317,096
	CITIZENS-FRONTIER-NY	NY	No	\$1,841,931
	FRONTIER COMM OF NY	NY	No	\$4,347
	FRONTIER-AUSABLE VAL	NY	No	\$657,111
	FRONTIER-SENECA GORH	NY	No	\$395,718
	FRONTIER-SYLVAN LAKE	NY	No	\$1,190,535
	OGDEN TEL DBA FRNTER	NY	No	\$272,128
	FRONTIER-MI-OH	OH	No	\$7,872
	CITIZENS-FRONTIER-OR	OR	No	\$841,950
	COMMONWEALTH TEL CO	PA	No	\$13,092,528
	FRONTIER-BREEZEWOOD	PA	No	\$189,612
	FRONTIER-CANTON	PA	No	\$129,411
	FRONTIER-LAKEWOOD	PA	No	\$50,988
	FRONTIER-OSWAYO RIVR	PA	No	\$219,882
	FRONTIER-PA	PA	No	\$563,616
	CITIZENS-FRONTIER-TN	TN	No	\$325,776
	CTZENS-FRNTR-VOL ST	TN	No	\$653,898
	CITIZENS-FRONTIER-UT	UT	No	\$1,428,882
	NAVAJO-UT-FRONTIER	UT	No	\$242,958
	FRONTIER OF VIROQUA	WI	No	\$426,696
	FRONTIER-MONDOVI	WI	No	\$43,992
	FRONTIER-ST.CROIX	WI	No	\$666,924
	FRONTIER-WISCONSIN	WI	No	\$350,604
	RHINELANDER-FRONTIER	WI	No	\$286,284
	RHINELANDER-FRONTIER	WI	No	\$44,958
	RHINELNDER-FRONTIER	WI	No	\$201,387
	RHINELNDER-FRONTIER	WI	No	\$112,368
	CITIZENS-FRONTIER-WV	WV	No	\$5,356,308
	CITIZENS-FRONTIER-WV	WV	No	\$3,242,817
	CITIZENS-FRONTIER-WV	WV	No	\$4,381,632
				<u><u>\$81,045,280</u></u>

Annual High-Cost Payments by Year-End Holding Company Structure: 2007

Rank	Holding Company Name	Support
1	AT&T Inc.	\$440,707,434
2	Alltel Corporation	\$333,854,675
3	CenturyTel, Inc.	\$300,960,213
4	Verizon Communications Inc.	\$287,180,856
s	Telephone and Data Systems, Inc.	\$193,608,400
6	Embarq	\$102,799,732
7	Sprint Nextel Corporation	\$100,979,503
8	Citizens Communications Company	\$95,206,230
9	Windstream Corporation	\$83,399,764
10	Qwest Communications International, Inc.	\$76,776,626

**Annual High-Cost Support by Study Area For the Top 10 Recipients of Support
at the Year-End Holding Company Level: 2007**

Holding Company Name	Study Area Name	State	CETC	Study Area Support	
AT&T Inc.	Dobson Cellular Systems, Inc.	AK	Yes	\$30,994,292	
	SO CENTRAL BELL-AL	AL	No	\$33,521,839	
	SOUTHWESTERN BELL-AR	AR	No	\$254,418	
	AT&T	CA	Yes	\$770,097	
	PACIFIC BELL	CA	No	\$8,325,288	
	SOUTHERN NEW ENGLAND	CT	No	\$531,111	
	THE WOODBURY TEL CO	CT	No	\$732,426	
	SOUTHERN BELL-FL	FL	No	\$10,550,274	
	SOUTHERN BELL-GA	GA	No	\$17,113,983	
	SOUTHWESTERN BELL-KS	KS	No	\$506,550	
	American Cellular Corp.	KY	Yes	\$3,573,612	
	SO CENTRAL BELL-KY	KY	No	\$15,463,836	
	New Cingular Wireless PCS, LLC	LA	Yes	\$34,998,212	
	SO CENTRAL BELL-LA	LA	No	\$8,639,355	
	American Cellular Corp. (MI)	MI	Yes	\$726,174	
	Dobson Cellular Systems, Inc. (MI)	MI	Yes	\$5,736,742	
	NPI-Omnipoint Wireless, LLC	MI	Yes	\$1	
	RFB Cellular, Inc.	MI	Yes	(\$43)	
	American Cellular Corporation (MN)	MN	Yes	\$5,628,516	
	New Cingular Wireless PCS, LLC	MS	Yes	\$61,954,636	
	SO CENTRAL BELL-MS	MS	No	\$99,667,863	
	SOUTHERN BELL-NC	NC	No	\$4,445,667	
	NEVADA BELL	NV	No	\$3,691,074	
	AT&T Communications Of N.Y. Inc.	NY	Yes	\$858,600	
	American Cellular Corporation	OK	Yes	\$529,244	
	Dobson Cellular Systems, Inc.	OK	Yes	\$4,054,148	
	SOUTHWESTERN BELL-OK	OK	No	\$801,222	
	Cingular Wireless (OR)	OR	Yes	\$6,904,104	
	Cingular Wireless	PR	Yes	\$29,825,979	
	SOUTHERN BELL-SC	SC	No	\$4,530,918	
	SO. CENTRAL BELL -TN	TN	No	\$6,737,133	
	Dobson Cellular Systems, Inc. (TX)	TX	Yes	\$1,987,031	
	SOUTHWESTERN BELL-TX	TX	No	\$39,606	
	HIGHLAND CELLULAR, LLC	VA	Yes	\$60,507	
	Cingular Wireless, LLC d/b/a AT&T Wireless (WA)	WA	Yes	\$23,230,654	
	American Cellular Corp. (WI)	WI	Yes	\$10,581,564	
	American Cellular Corporation	WV	Yes	\$934,353	
	Highland Cellular, Inc.	WV	Yes	\$1,806,448	
					<hr/> <hr/>
					\$440,707,434
	Alltel Corporation	ALLTEL Communications, Inc.	AL	Yes	\$6,330,637
		ALLTEL Communications, Inc.	AR	Yes	\$25,053,740
		Western Wireless	CA	Yes	\$100,608
Western Wireless		CO	Yes	\$3,150,472	
ALLTEL Communications, Inc. (FL)		FL	Yes	\$6,451,491	
ALLTEL Communications, Inc.		GA	Yes	\$3,043,812	
IOWA RSA #3, LLC dba Cellcom		IA	Yes	(\$6)	
Midwest Wireless Iowa, LLC		IA	Yes	\$8,516,147	
NSP, LC dba Cellcom		IA	Yes	\$3	
Western Wireless Corp.		IA	Yes	\$230,334	
ALLTEL Communications (Wireless KS)		KS	Yes	\$55,882,569	
Western Wireless		KS	Yes	\$173,694	
ALLTEL Communications, Inc.		LA	Yes	\$10,968,132	
ALLTEL Communications, Inc.		MI	Yes	\$13,709,428	

**Annual High-Cost Support by Study Area For the Top 10 Recipients of Support
at the Year-End Holding Company Level: 2007**

Holding Company Name	Study Area Name	State	CETC	Study Area Support
	Midwest Wireless Communications, LLC	MN	Yes	\$20,158,225
	Western Wireless	MN	Yes	\$3,786,475
	ALLTEL Communications, Inc.	MS	Yes	\$14,017,389
	Western Wireless - MT	MT	Yes	\$4,497,204
	ALLTEL Communications, Inc.	NC	Yes	\$3,365,040
	Western Wireless	ND	Yes	\$19,435,780
	Alltel Communications of Nebraska, Inc.	NE	Yes	\$41,798,736
	Western Wireless	NM	Yes	\$3,973,476
	Western Wireless	NV	Yes	\$4,950,172
	Western Wireless	SD	Yes	\$30,722,320
	Western Wireless (Pine Ridge Reservation)	SD	Yes	\$2,892,595
	Alltel Communications, Inc.	TX	Yes	\$2,365,587
	Western Wireless	TX	Yes	\$12,469,894
	ALLTEL Communications, Inc.	VA	Yes	\$3,705,066
	Virginia Cellular LLC	VA	Yes	\$2,342,670
	ALLTEL Communications, Inc.	WI	Yes	\$14,330,732
	Midwest Wireless Wisconsin, LLC	WI	Yes	\$2,923,413
	Wisconsin RSA #3 Limited Partnership	WI	Yes	\$463,671
	ALLTEL Communications, Inc.	WV	Yes	\$2,535,400
	WWC Holding Co., dba Cellular One	WY	Yes	\$2,008,632
	Western Wireless	WY	Yes	\$7,501,137
				<hr/> <hr/>
				\$333,854,675
CenturyTel, Inc.	CENTURYTEL-AL-NORTH	AL	No	\$10,180,579
	CENTURYTEL-AL-SOUTH	AL	No	\$7,878,734
	GULF TEL CO - AL	AL	No	\$3,226,866
	CENTURYTEL NW-AR-RUS	AR	No	\$14,747,688
	CENTURYTEL NW-AR-SIL	AR	No	\$3,012,744
	CENTURYTEL- ARKANSAS	AR	No	\$9,260,364
	CENTURYTEL-CENTRAL A	AR	No	\$22,029,192
	CENTURYTEL-MTN HOME	AR	No	\$6,698,946
	CENTURYTEL-REDFIELD	AR	No	\$921,828
	CENTURYTEL-SOUTH AR	AR	No	\$1,142,853
	CENTURYTEL OF EAGLE	CO	No	\$27,692,925
	CENTURYTEL-COLORADO	CO	No	\$3,694,197
	COASTAL UTILITIES	GA	No	\$3,515,148
	CENTURYTEL-CHESTER	IA	No	\$118,614
	CENTURYTEL-POSTVILLE	IA	No	\$442,557
	CENTURY-GEM STATE-ID	ID	No	\$1,234,005
	CENTURYTEL OF IDAHO	ID	No	\$1,587,438
	GALLATIN RIVER COMM.	IL	No	\$1,341,708
	CENTURYTEL OF ODON	IN	No	\$795,690
	CENTURYTEL-CENTR IN	IN	No	\$1,093,383
	CENTURY NORTH LA	LA	No	\$3,215,346
	CENTURYTEL - EAST LA	LA	No	\$1,041,726
	CENTURYTEL-CENTR LA	LA	No	\$6,182,343
	CENTURYTEL-CHATHAM	LA	No	\$1,540,110
	CENTURYTEL-EVANGELIN	LA	No	\$15,295,293
	CENTURYTEL-NW LA	LA	No	\$3,076,476
	CENTURYTEL-RINGGOLD	LA	No	\$437,790
	CENTURYTEL-SE LA	LA	No	\$2,521,047
	CENTURYTEL-SW LA	LA	No	\$2,885,652
	CENTURY-NORTHN MICH.	MI	No	\$622,236
	CENTURYTEL MICHIGAN	MI	No	\$7,255,470

**Annual High-Cost Support by Study Area For the Top 10 Recipients of Support
at the Year-End Holding Company Level: 2007**

Holding Company Name	Study Area Name	State	CETC	Study Area Support
	CENTURYTEL MW-MI	MI	No	\$5,649,384
	CENTURYTEL-UPPER MI	MI	No	\$2,932,962
	CENTURYTEL-MINNESOTA	MN	No	\$9,983,502
	CENTURYTEL-MO BELLE	MO	No	\$1,044,111
	CENTURYTEL-MO CEN	MO	No	\$754,833
	CENTURYTEL-MO SOUTH	MO	No	\$1,261,938
	CENTURYTEL-MO SW	MO	No	\$2,547,558
	SPECTRA COMM. GROUP	MO	No	\$13,878,558
	CENTURYTEL - N. MISS	MS	No	\$8,713,614
	CENTURYTEL-MONTANA	MT	No	\$4,103,274
	MEBTEL, INC.	NC	No	\$1,704,804
	CENTURYTEL SW-NM	NM	No	\$3,023,421
	CENTURYTEL-GEM ST-NV	NV	No	\$159,102
	CENTURYTEL OF OHIO	OH	No	(\$10,698)
	CENTURYTEL-OREGON	OR	No	\$15,280,572
	CENTURY-CLAIBORNE	TN	No	\$2,292,690
	CENTURYTEL-ADAMSVILL	TN	No	\$2,884,983
	CENTURYTEL-OOLTEWAH	TN	No	\$2,041,758
	CENTURYTEL-LK DALLAS	TX	No	\$1,788,213
	CENTURYTEL-PORT ARAN	TX	No	\$863,577
	CENTURYTEL-SAN MARCO	TX	No	\$3,157,380
	CENTURYTEL-COWICHE	WA	No	\$225,624
	CENTURYTEL-WASHINGTON	WA	No	\$22,167,267
	CENTURYTEL LARSEN	WI	No	\$248,136
	CENTURYTEL MONROE	WI	No	\$468,051
	CENTURYTEL-CENTRL WI	WI	No	\$2,409,990
	CENTURYTEL-FAIRWATER	WI	No	\$194,838
	CENTURYTEL-FORESTVIL	WI	No	\$779,592
	CENTURYTEL-MW-KENDAL	WI	No	\$1,408,254
	CENTURYTEL-MW-WI	WI	No	\$2,318,616
	CENTURYTEL-MW-WI	WI	No	\$187,893
	CENTURYTEL-MW-WI	WI	No	\$655,224
	CENTURYTEL-MW-WI	WI	No	\$104,538
	CENTURYTEL-MW-WI	WI	No	\$1,112,577
	CENTURYTEL-MW-WI/NW	WI	No	\$2,472,864
	CENTURYTEL-NORTH WI	WI	No	\$4,811,772
	CENTURYTEL-NW WI	WI	No	\$6,322,194
	CENTURYTEL-SO WI	WI	No	\$159,357
	CENTURYTEL-WISCONSIN	WI	No	\$192,288
	TELEPHONE USA OF WI	WI	No	\$5,109,912
	CENTURYTEL OF WY.	WY	No	\$866,742
				<hr/> <hr/>
				\$300,960,213
Verizon Communications Inc.	VERIZON CALIF-AZ	AZ	No	\$1,246,290
	VERIZON CA(CONTEL)	CA	No	\$8,431,299
	VERIZON W-COAST-CA	CA	No	\$936,564
	VERIZON-CA (GTE)	CA	No	\$17,225,358
	VERIZON DELAWARE INC	DE	No	\$245,499
	VERIZON FLORIDA	FL	No	\$16,821,858
	Iowa RSA 10	IA	Yes	\$2,200,085
	Iowa RSA 7	IA	Yes	\$2,030,829
	Iowa RSA 8	IA	Yes	\$2,697,795
	Iowa RSA No. 2 Limited Partnership	IA	Yes	\$84,861
	VERIZON N'WEST-ID	ID	No	\$15,527,355

**Annual High-Cost Support by Study Area For the Top 10 Recipients of Support
at the Year-End Holding Company Level: 2007**

Holding Company Name	Study Area Name	State	CETC	Study Area Support
	VERIZON N-IL(CONTEL)	IL	No	\$3,158,547
	VERIZON NORTH-IL	IL	No	\$5,709,360
	VERIZON S-IL(ALLTEL)	IL	No	\$1,136,244
	VERIZON N-IN	IN	No	\$12,446,043
	VERIZON N-IN(ALLTEL)	IN	No	\$388,941
	VERIZON N-IN(CONTEL)	IN	No	\$4,769,805
	VERIZON MASS.	MA	No	\$1,660,386
	VERIZON MARYLAND INC	MD	No	\$2,492,733
	VERIZON MAINE	ME	No	\$1,698,273
	VERIZON N-MI(ALLTEL)	MI	No	\$40,938
	VERIZON NORTH-MI	MI	No	\$449,703
	VERIZON S-NC(CONTEL)	NC	No	\$4,879,449
	VERIZON SOUTH-NC	NC	No	\$3,997,290
	Badlands Cellular of ND LP	ND	Yes	\$3,633,871
	Bismark MSA LP	ND	Yes	\$2,033,003
	North Central RSA 2 of North Dakota LP	ND	Yes	\$1,113,796
	North Dakota 5 - Kidder LP	ND	Yes	\$2,757,087
	North Dakota RSA 3 LP	ND	Yes	\$4,378,814
	Northwest Dakota Cellular of North Dakota LP	ND	Yes	\$4,712,992
	VERIZON NEWHAMPSHIRE	NH	No	\$1,683,597
	VERIZON CALIF-NV	NV	No	\$4,665,468
	MCI metro Access Transmission Services, LLC	NY	Yes	\$1,588,281
	VERIZON NEW YORK	NY	No	\$6,922,599
	VERIZON NORTH-OH	OH	No	\$6,797,784
	VERIZON N'WEST-OR	OR	No	\$9,661,134
	MCI Metro Access Transmission Services	PA	Yes	\$210,855
	VERIZON N-PA(CONTEL)	PA	No	\$2,122,053
	VERIZON N-PA(QUAKER)	PA	No	\$1,938,888
	VERIZON NORTH-PA	PA	No	\$3,281,340
	VERIZON PENNSYLVANIA	PA	No	\$8,724,591
	VERIZON RHODE ISLAND	RI	No	\$30,948
	VERIZON S-SC(CONTEL)	SC	No	\$1,311,501
	VERIZON SOUTH-SC	SC	No	\$4,628,304
	GTE SW VERIZON-TX	TX	No	\$18,245,307
	GTE-SW VERIZON-TX	TX	No	\$3,236,898
	VERIZON S-VA(CONTEL)	VA	No	\$25,180,386
	VERIZON SOUTH-VA	VA	No	\$1,027,701
	VERIZON VIRGINIA INC	VA	No	\$10,610,187
	VERIZON VERMONT	VT	No	\$9,654,180
	VERIZON N'WEST-WA	WA	No	\$5,191,812
	VERIZON N'WEST-WA	WA	No	\$2,262,687
	VERIZON W VA INC.	WV	No	\$29,299,287
				<hr/> <hr/>
				\$287,180,856
Telephone and Data Systems, Inc.	BUTLER TEL CO	AL	No	\$1,824,581
	OAKMAN TEL CO (TDS)	AL	No	\$633,372
	PEOPLES TEL CO	AL	No	\$3,941,861
	CLEVELAND COUNTY TEL	AR	No	\$700,275
	DECATUR TEL CO INC	AR	No	\$380,425
	ARIZONA TELEPHONE CO	AZ	No	\$1,344,904
	SOUTHWESTERN TEL CO	AZ	No	\$1,881,681
	HAPPY VALLEY TEL CO	CA	No	\$482,859
	HORNITOS TEL CO	CA	No	\$314,823
	WINTERHAVEN TEL. CO.	CA	No	\$614,775

**Annual High-Cost Support by Study Area For the Top 10 Recipients of Support
at the Year-End Holding Company Level: 2007**

Holding Company Name	Study Area Name	State	CETC	Study Area Support
	DELTA COUNTY TEL CO	CO	No	\$1,515,558
	STRASBURG TEL CO	CO	No	\$616,446
	QUINCY TEL CO-FL DIV	FL	No	\$1,247,463
	BLUE RIDGE TEL CO	GA	No	\$3,547,425
	CAMDEN TEL & TEL CO	GA	No	\$2,423,691
	NELSON-BALL GROUND	GA	No	\$820,968
	QUINCY TEL CO-GA DIV	GA	No	\$166,338
	IOWA RSA #12, LLC dba Cellcom	IA	Yes	\$144
	RSA 1 Limited Partnership	IA	Yes	\$949,258
	United States Cellular	IA	Yes	\$32,113,576
	POTLATCH TEL CO INC	ID	No	\$644,559
	CAMDEN TEL CO - IN	IN	No	\$541,368
	COMM CORP OF INDIANA	IN	No	\$2,631,162
	COMM CORP OF S. IN	IN	No	\$453,606
	HOME CO OF PITTSBORO	IN	No	\$350,316
	HOME TEL CO INC	IN	No	\$263,268
	MERCHANTS & FARMERS	IN	No	\$63,966
	S & W TEL CO	IN	No	\$151,812
	TIPTON TEL CO	IN	No	\$465,840
	TRI-COUNTY TEL CO	IN	No	\$668,367
	USCOC of Nebraska/Kansas LLC	KS	Yes	\$10,557,085
	LESLIE COUNTY TEL CO	KY	No	\$1,517,436
	LEWISPORT TEL CO	KY	No	\$250,524
	SALEM TEL CO	KY	No	\$290,004
	COBBOSSECONTEE TEL	ME	No	\$203,046
	HAMPDEN TEL CO	ME	No	\$409,212
	HARTLAND & ST ALBANS	ME	No	\$341,790
	ISLAND TEL CO	ME	No	\$229,010
	SOMERSET TEL CO	ME	No	\$1,490,133
	United States Cellular Corporation	ME	Yes	\$9,843,922
	WARREN TEL CO	ME	No	\$319,329
	WEST PENOBSCOT TEL	ME	No	\$400,212
	CHATHAM TEL CO - MI	MI	No	\$851,268
	COMM CORP OF MI	MI	No	\$551,794
	ISLAND TEL CO	MI	No	\$253,264
	SHIAWASSEE TEL CO	MI	No	\$1,118,070
	WOLVERINE TEL CO	MI	No	\$722,860
	ARVIG TEL CO	MN	No	\$2,606,275
	BRIDGEWATER TEL CO	MN	No	\$1,263,138
	MID STATE DBA KMP	MN	No	\$587,874
	MID STATE TEL CO	MN	No	\$1,299,240
	WINSTED TEL CO	MN	No	\$284,337
	NEW LONDON TEL CO	MO	No	\$222,042
	ORCHARD FARM TEL CO	MO	No	\$83,616
	STOUTLAND TEL CO	MO	No	\$814,803
	United States Cellular Corporation	MO	Yes	\$3,716,965
	CALHOUN CITY TEL CO	MS	No	\$728,426
	MYRTLE TEL CO	MS	No	\$215,706
	SOUTHEAST MS TEL CO	MS	No	\$2,227,640
	BARNARDSVILLE TEL CO	NC	No	\$471,692
	SALUDA MOUNTAIN TEL	NC	No	\$466,160
	SERVICE TEL CO	NC	No	\$319,986
	USCOC of Nebraska/Kansas	NE	Yes	\$2,778,207
	KEARSARGE TEL CO	NH	No	\$1,056,444

**Annual High-Cost Support by Study Area For the Top 10 Recipients of Support
at the Year-End Holding Company Level: 2007**

Holding Company Name	Study Area Name	State	CETC	Study Area Support
	MCTA, INC.	NH	No	\$879,672
	MERRIMACK COUNTY TEL	NH	No	\$947,526
	WILTON TEL CO - NH	NH	No	\$345,678
	DEPOSIT TEL CO	NY	No	\$727,050
	EDWARDS TEL CO	NY	No	\$661,080
	ORISKANY FALLS TEL	NY	No	\$16,710
	PORT BYRON TEL CO	NY	No	\$706,035
	TOWNSHIP TEL CO	NY	No	\$919,736
	VERNON TEL CO	NY	No	\$284,214
	ARCADIA TEL CO	OH	No	\$177,966
	CONTINENTAL OF OHIO	OH	No	\$404,580
	LITTLE MIAMI COMM.	OH	No	\$595,644
	OAKWOOD TEL CO	OH	No	\$258,126
	VANLUE TEL CO	OH	No	\$163,416
	MID-AMERICA TEL INC	OK	No	\$968,736
	OKLAHOMA COMM SYSTEM	OK	No	\$2,323,896
	United States Cellular Corporation	OK	Yes	\$8,740,914
	WYANDOTTE TEL CO	OK	No	\$358,611
	ASOTIN TEL - OR	OR	No	\$68,664
	HOME TELEPHONE CO	OR	No	\$150,897
	United States Cellular Corporation	OR	Yes	\$5,793,236
	MAHANOY & MAHANTANGO	PA	No	\$307,767
	SUGAR VALLEY TEL CO	PA	No	\$305,616
	MCCLELLANVILLE TEL	SC	No	\$572,967
	NORWAY TEL CO	SC	No	\$186,300
	ST STEPHEN TEL CO	SC	No	\$1,041,990
	WILLISTON TEL CO	SC	No	\$916,482
	CONCORD TEL EXCHANGE	TN	No	\$1,132,332
	HUMPHREY'S COUNTY	TN	No	\$261,926
	TELLICO TEL CO	TN	No	\$802,238
	TENNESSEE TEL CO	TN	No	\$2,626,686
	AMELIA TEL CORP	VA	No	\$1,179,690
	NEW CASTLE TEL. CO.	VA	No	\$475,698
	VIRGINIA TEL CO	VA	No	\$619,314
	LUDLOW TEL CO	VT	No	\$571,824
	NORTHFIELD TEL CO	VT	No	\$423,390
	PERKINSVILLE TEL CO	VT	No	\$67,926
	ASOTIN TEL - WA	WA	No	\$432,384
	LEWIS RIVER TEL CO	WA	No	\$411,252
	MCDANIEL TEL CO	WA	No	\$1,121,040
	United States Cellular Corporation	WA	Yes	\$5,063,183
	BADGER TELECOM, INC.	WI	No	\$1,177,272
	BLACK EARTH TEL CO	WI	No	\$241,617
	BONDUEL TEL CO	WI	No	\$224,685
	BURLINGTON B&W	WI	No	\$598,554
	CENTRAL STATE TEL CO	WI	No	\$1,727,749
	DICKEYVILLE TEL CORP	WI	No	\$340,824
	EASTCOAST TELECOM	WI	No	\$909,234
	FARMERS TEL CO - WI	WI	No	\$1,020,654
	GRANTLAND TELECOM	WI	No	\$769,212
	MID-PLAINS TEL CO	WI	No	\$2,267,700
	MIDWAY TEL CO	WI	No	\$454,260
	MT VERNON TEL CO	WI	No	\$2,646,930
	RIVERSIDE TELECOM	WI	No	\$455,301

**Annual High-Cost Support by Study Area For the Top 10 Recipients of Support
at the Year-End Holding Company Level: 2007**

Holding Company Name	Study Area Name	State	CETC	Study Area Support
	SCANDINAVIA TEL CO	WI	No	\$456,300
	SE TEL OF WISCONSIN	WI	No	\$751,932
	STOCKBRIDGE & SHERWD	WI	No	\$450,621
	TENNEY TEL CO	WI	No	\$225,036
	UTELCO, INC	WI	No	\$1,169,892
	United States Cellular Corporation	WI	Yes	\$22,781,242
	WAUNAKEE TEL CO	WI	No	\$680,796
				<u>\$193,608,400</u>
Embarq	EMBARQ FLORIDA	FL	No	\$16,711,449
	UTC OF INDIANA	IN	No	\$2,512,551
	EMBARQ MO-KS	KS	No	\$928,344
	UNITED OF EASTERN KS	KS	No	\$7,251,371
	UTC OF KANSAS	KS	No	\$5,053,169
	EMBARQ MINNESOTA	MN	No	\$1,317,072
	EMBARQ MISSOURI	MO	No	\$4,979,571
	CAROLINA TEL & TEL	NC	No	\$7,892,019
	CENDEL OF NC	NC	No	\$1,644,165
	UTC OF THE WEST-NE	NE	No	\$2,160,156
	UNITED TEL - NJ, INC	NJ	No	\$270,003
	CENDEL OF NV	NV	No	\$1,576,608
	UTC OF OHIO	OH	No	\$5,651,994
	UTC OF THE NW - OR	OR	No	\$1,336,581
	UTC OF PENNSYLVANIA	PA	No	\$5,253,450
	UTC OF THE CAROLINAS	SC	No	\$1,262,061
	UNITED INTER-MT-TN	TN	No	\$1,622,076
	CENDEL OF TEXAS	TX	No	\$2,822,601
	UTC OF TEXAS INC	TX	No	\$19,972,194
	CENDEL OF VIRGINIA	VA	No	\$8,485,287
	UNITED INTER-MT-VA	VA	No	\$1,147,080
	UTC OF THE NW-WA	WA	No	\$1,652,763
	UTC OF THE WEST-WY	WY	No	\$1,297,167
				<u>\$102,799,732</u>
Sprint Nextel Corporation	NPCR, Inc.	AL	Yes	\$3,801,150
	Sprint Spectrum, LP	AL	Yes	\$1,372,794
	NPCR, Inc.	AR	Yes	\$53,271
	Sprint Spectrum DBA Sprint PCS	AR	Yes	\$2,544,354
	Sprint Spectrum, LP	AZ	Yes	\$2,473,851
	NPCR, Inc.	FL	Yes	\$2,028,801
	Sprint Spectrum L.P. (FL)	FL	Yes	\$8,692,764
	NPCR, Inc.	GA	Yes	\$2,391,356
	Sprint Spectrum, LP	GA	Yes	\$1,953,621
	NPCR, Inc.	HI	Yes	\$20,106,714
	NPCR, Inc.	IA	Yes	\$959,617
	NPCR, Inc.	IN	Yes	\$498,452
	Sprint Spectrum,L.P. (IN)	IN	Yes	\$2,615,072
	Sprint Spectrum LP / Phillieco LP (dba Sprint PCS)	KS	Yes	\$2,310,315
	NPCR, Inc.	KY	Yes	\$2,749,818
	NPCR, Inc.	LA	Yes	\$1,808,943
	Sprint Spectrum, LP	LA	Yes	\$600,074
	NPCR, Inc.	MS	Yes	\$1,140,099
	Sprint Spectrum, LP	MS	Yes	\$3,898,525

**Annual High-Cost Support by Study Area For the Top 10 Recipients of Support
at the Year-End Holding Company Level: 2007**

Holding Company Name	Study Area Name	State	CETC	Study Area Support
	Sprint Spectrum, LP	NC	Yes	\$3,601,480
	Sprint Spectrum, LP	NM	Yes	\$960,219
	NPCR, Inc.	NY	Yes	\$1,618,110
	Sprint Spectrum, LP	NY	Yes	\$1,705,737
	NPCR, Inc.	PA	Yes	\$1,491,658
	Sprint Spectrum, LP	PR	Yes	\$9,817,569
	NPCR, Inc.	TN	Yes	\$116,388
	Sprint Spectrum, LP	TN	Yes	\$524,526
	Sprint Spectrum, LP	TX	Yes	\$5,387,520
	Sprint Spectrum, LP	UT	Yes	\$213,867
	NPCR, Inc.	VA	Yes	\$843,904
	Sprint Spectrum, LP	VA	Yes	\$8,510,697
	Sprint Spectrum, LP	WA	Yes	\$2,472,244
	NPCR, Inc.	WI	Yes	\$311,555
	Sprint Spectrum, LP	WV	Yes	\$1,404,438
				<u>\$100,979,503</u>
Citizens Communications Company	FRONTIER COMM-SOUTH	AL	No	\$1,097,865
	FRONTIER COMM.-AL	AL	No	\$752,832
	FRONTIER-LAMAR CNTY	AL	No	\$548,088
	CITZENS-FRNTER-WH MT	AZ	No	\$5,425,314
	CITZENS-FRNTR-RURAL	AZ	No	\$2,636,286
	NAVAJO-AZ-FRONTIER	AZ	No	\$3,102,138
	CITIZENS-FRNTIER-GST	CA	No	\$1,861,089
	CITIZENS-FRONTIER CA	CA	No	\$13,014,540
	CITZENS-FRNTR-TUOLUM	CA	No	\$1,496,193
	GLOBAL VALLEY NETWKS	CA	No	\$941,562
	FRONTIER COMM-SOUTH	FL	No	\$423,639
	FRONTIER GEORGIA LLC	GA	No	\$782,010
	FRONTIER-FAIRMOUNT	GA	No	\$730,143
	CITIZENS-FRONTIER-ID	ID	No	\$4,167,594
	CITIZENS-FRONTIER-IL	IL	No	\$1,291,548
	FRONTIER OF ILLINOIS	IL	No	\$203,376
	FRONTIER OF LAKESIDE	IL	No	\$71,607
	FRONTIER-DEPUE	IL	No	\$155,814
	FRONTIER-MIDLAND	IL	No	\$527,490
	FRONTIER-MT. PULASKI	IL	No	\$128,808
	FRONTIER-ORION	IL	No	\$68,220
	FRONTIER-PRAIRIE	IL	No	\$53,040
	FRONTIER-SCHUYLER	IL	No	\$122,424
	FRONTIER OF INDIANA	IN	No	\$264,636
	FRONTIER-THORNTOWN	IN	No	\$84,948
	FRONTIER-MICHIGAN	MI	No	\$227,880
	CITIZENS-FRONTIER-MN	MN	No	\$711,225
	CITIZENS-FRONTIER-MN	MN	No	\$418,350
	FRONTIER-MINNESOTA	MN	No	\$367,506
	FRONTIER-MISSISSIPPI	MS	No	\$977,190
	CITIZENS-FRONTIER-MT	MT	No	\$1,014,609
	CITIZENS-FRONTIER-NE	NE	No	\$566,262
	NAVAJO-NM-FRONTIER	NM	No	\$1,102,395
	CITIZENS-FRONTIER-NV	NV	No	\$2,068,491
	CITIZENS-FRONTIER-NV	NV	No	\$340,245
	CITIZENS-FRONTIER-NY	NY	No	\$4,484,175
	CITIZENS-FRONTIER-NY	NY	No	\$1,367,778

**Annual High-Cost Support by Study Area For the Top 10 Recipients of Support
at the Year-End Holding Company Level: 2007**

Holding Company Name	Study Area Name	State	CETC	Study Area Support
	CITIZENS-FRONTIER-NY	NY	No	\$2,405,670
	FRONTIER COMM OF NY	NY	No	\$7,944
	FRONTIER-AUSABLE VAL	NY	No	\$952,074
	FRONTIER-SENECA GORH	NY	No	\$773,238
	FRONTIER-SYLVAN LAKE	NY	No	\$1,054,326
	OGDEN TEL DBA FRNTER	NY	No	\$273,432
	FRONTIER-MI-OH	OH	No	\$11,028
	CITIZENS-FRONTIER-OR	OR	No	\$1,092,480
	COMMONWEALTH TEL CO	PA	No	\$10,370,676
	FRONTIER-BREEZEWOOD	PA	No	\$197,001
	FRONTIER-CANTON	PA	No	\$159,462
	FRONTIER-LAKEWOOD	PA	No	\$69,936
	FRONTIER-OSWAYO RIVR	PA	No	\$252,168
	FRONTIER-PA	PA	No	\$641,784
	CITIZENS-FRONTIER-TN	TN	No	\$331,986
	CTZENS-FRNTR-VOL ST	TN	No	\$758,748
	CITIZENS-FRONTIER-UT	UT	No	\$2,260,554
	NAVAJO-UT-FRONTIER	UT	No	\$327,390
	FRONTIER OF VIROQUA	WI	No	\$525,744
	FRONTIER-MONDOVI	WI	No	\$46,968
	FRONTIER-ST.CROIX	WI	No	\$728,442
	FRONTIER-WISCONSIN	WI	No	\$349,068
	RHINELANDER-FRONTIER	WI	No	\$428,964
	RHINELANDER-FRONTIER	WI	No	\$63,933
	RHINELANDER-FRONTIER	WI	No	\$420,975
	RHINELANDER-FRONTIER	WI	No	\$382,980
	CITIZENS-FRONTIER-WV	WV	No	\$6,718,854
	CITIZENS-FRONTIER-WV	WV	No	\$4,393,293
	CITIZENS-FRONTIER-WV	WV	No	\$5,609,802
				<u>\$95,206,230</u>
Windstream Corporation	WINDSTREAM AL	AL	No	\$3,366,522
	WINDSTREAM AR	AR	No	\$4,189,161
	WINDSTREAM FL	FL	No	(\$999,912)
	GEORGIA WINDSTREAM	GA	No	\$1,515,828
	WINDSTREAM ACCUCOMM	GA	No	\$685,350
	WINDSTREAM GA	GA	No	\$5,624,040
	WINDSTREAM GA COMM	GA	No	\$7,491,561
	WINDSTREAM GA TEL.	GA	No	\$1,137,306
	WINDSTREAM STANDARD	GA	No	\$3,589,338
	WINDSTREAM KY WEST	KY	No	\$549,306
	WINDSTREAM LEXINGTON	KY	No	\$9,105,681
	WINDSTREAM LONDON	KY	No	\$612,837
	WINDSTREAM MO	MO	No	\$2,921,709
	WINDSTREAM MS	MS	No	\$1,558,470
	CONCORD TEL CO	NC	No	\$4,919,418
	WINDSTREAM NC	NC	No	\$3,946,278
	WINDSTREAM NE	NE	No	\$2,554,036
	WINDSTREAM SW-NM#1	NM	No	\$1,465,500
	WINDSTREAM SW-NM#2	NM	No	\$3,671,373
	WINDSTREAM NY-FULTON	NY	No	\$1,423,416
	WINDSTREAM RED JACKT	NY	No	\$129,210
	WINDSTREAM-JAMESTOWN	NY	No	\$1,206,600
	WINDSTREAM OH	OH	No	\$1,924,332

**Annual High-Cost Support by Study Area For the Top 10 Recipients of Support
at the Year-End Holding Company Level: 2007**

Holding Company Name	Study Area Name	State	CETC	Study Area Support
	WINDSTREAM W-RESERVE	OH	No	\$1,913,688
	OKLAHOMA WINDSTREAM	OK	No	\$3,693,171
	WINDSTREAM OK	OK	No	\$5,541,033
	WINDSTREAM SW-OK	OK	No	\$646,614
	WINDSTREAM PA	PA	No	\$2,828,568
	WINDSTREAM SC	SC	No	\$171,120
	TEXAS WINDSTREAM	TX	No	\$1,630,914
	WINDSTREAM KERRVILLE	TX	No	\$750,084
	WINDSTREAM SUGARLAND	TX	No	\$870,870
	WINDSTREAM SW-TX#1	TX	No	\$2,766,342
				<hr/> <hr/>
				\$83,399,764
Qwest Communications International, Inc.	QWEST CORP-AZ	AZ	No	\$11,855,856
	QWEST CORP-CO	CO	No	\$18,384,618
	THE EL PASO CNTY TEL	CO	No	\$475,506
	QWEST CORP-IA	IA	No	\$441,159
	QWEST CORP-IDAHO	ID	No	\$522,732
	QWEST CORP-MT	MT	No	\$14,777,745
	QWEST CORP-ND	ND	No	\$484,845
	QWEST CORP-NE	NE	No	\$4,882,529
	QWEST CORP-NM	NM	No	\$4,198,572
	MALHEUR HOME TEL CO	OR	No	\$748,170
	QWEST CORP-OR	OR	No	\$2,554,899
	QWEST CORP-SD	SD	No	\$1,446,351
	QWEST CORP-UT	UT	No	\$1,145,679
	QWEST CORP-WA	WA	No	\$2,556,840
	QWEST CORP-WY	WY	No	\$12,301,125
				<hr/> <hr/>
				\$76,776,626

**Federal Communications Commission Response to
United States House of Representatives
Committee on Energy and Commerce
Universal Service Fund Data Request of June 15, 2010**

**Part 2
State by State USF Support, Estimated Contributions and
Estimated Net Dollar Flows and State-by-State Top Ten Recipients
of High-Cost Support
(2009, 2008, 2007)**

Preliminary Universal Service Support Mechanisms by State: 2009
(Annual Payments and Contributions in Thousands)

	Payments from USF to Service Providers ¹						Estimated Contributions ²		Estimated Net Dollar Flow ³
	High-Cost Support	Low-Income Support	Schools & Libraries	Rural Health Care	Total		Amount	% of Total	
					Amount	% of Total	Amount	% of Total	
Alabama	\$100,061	\$25,652	\$28,922	\$229	\$154,864	2.13%	\$114,173	1.53%	\$40,691
Alaska	168,272	24,480	22,542	29,122	244,417	3.37%	24,161	0.32%	220,255
American Samoa	3,939	39	4,282	141	8,400	0.12%	413	0.01%	7,988
Arizona	67,204	21,813	49,278	1,954	140,249	1.93%	150,838	2.03%	-10,589
Arkansas	148,253	4,019	14,974	401	167,647	2.31%	67,978	0.91%	99,669
California	107,508	194,238	281,161	942	583,849	8.05%	829,256	11.14%	-245,408
Colorado	79,397	2,905	14,452	234	96,989	1.34%	133,445	1.79%	-36,456
Connecticut	-390	5,389	22,255	0	27,253	0.38%	99,726	1.34%	-72,472
Delaware	226	661	831	0	1,719	0.02%	27,327	0.37%	-25,608
Dist. of Columbia	0	1,077	8,440	0	9,518	0.13%	34,721	0.47%	-25,203
Florida	70,396	74,720	75,933	854	221,903	3.06%	493,492	6.63%	-271,589
Georgia	136,139	33,514	67,875	1,989	239,517	3.30%	239,588	3.22%	-70
Guam	16,650	307	334	101	17,392	0.24%	5,600	0.08%	11,792
Hawaii	58,416	495	1,930	196	61,037	0.84%	33,679	0.45%	27,357
Idaho	50,779	3,603	4,750	257	59,389	0.82%	37,662	0.51%	21,727
Illinois	74,939	13,649	63,987	1,389	153,964	2.12%	301,392	4.05%	-147,428
Indiana	74,418	4,917	22,702	822	102,858	1.42%	141,596	1.90%	-38,738
Iowa	127,435	4,314	9,899	571	142,218	1.96%	75,543	1.01%	66,675
Kansas	230,301	3,128	15,278	327	249,034	3.43%	68,020	0.91%	181,014
Kentucky	101,805	9,802	28,136	708	140,451	1.94%	96,038	1.29%	44,413
Louisiana	156,494	12,011	35,427	40	203,972	2.81%	104,297	1.40%	99,675
Maine	27,443	6,798	6,159	63	40,463	0.56%	31,817	0.43%	8,646
Maryland	3,966	858	9,850	0	14,673	0.20%	165,411	2.22%	-150,738
Massachusetts	2,413	21,043	22,729	150	46,335	0.64%	167,548	2.25%	-121,213
Michigan	63,193	30,329	51,300	941	145,763	2.01%	209,221	2.81%	-63,457
Minnesota	127,037	7,043	17,168	2,637	153,885	2.12%	118,334	1.59%	35,551
Mississippi	281,267	9,880	29,982	148	321,278	4.43%	66,383	0.89%	254,894
Missouri	108,639	8,198	26,168	578	143,583	1.98%	145,689	1.96%	-2,106
Montana	79,855	3,875	4,201	843	88,774	1.22%	25,470	0.34%	63,304
Nebraska	116,611	2,157	9,004	1,391	129,163	1.78%	42,418	0.57%	86,744
Nevada	25,570	2,906	4,295	73	32,845	0.45%	74,159	1.00%	-41,315
New Hampshire	8,576	746	2,285	11	11,617	0.16%	36,601	0.49%	-24,983
New Jersey	1,058	15,053	37,106	0	53,218	0.73%	250,331	3.36%	-197,113
New Mexico	71,391	14,595	26,912	386	113,284	1.56%	50,449	0.68%	62,835
New York	44,967	60,082	237,857	62	342,968	4.73%	472,170	6.34%	-129,202
North Carolina	85,635	33,899	57,744	312	177,591	2.45%	224,496	3.02%	-46,905
North Dakota	94,452	3,101	3,560	1,201	102,314	1.41%	15,790	0.21%	86,524
Northern Mariana Is.	1,309	168	1,142	0	2,619	0.04%	1,104	0.01%	1,515
Ohio	33,858	36,707	63,578	426	134,569	1.85%	259,769	3.49%	-125,201
Oklahoma	142,547	71,141	35,314	809	249,812	3.44%	80,451	1.08%	169,360
Oregon	78,826	5,413	15,057	312	99,608	1.37%	89,914	1.21%	9,694
Pennsylvania	57,770	21,603	69,524	109	149,006	2.05%	307,790	4.13%	-158,785
Puerto Rico	74,387	28,854	8,735	0	111,977	1.54%	66,960	0.90%	45,017
Rhode Island	34	3,425	5,466	0	8,925	0.12%	25,403	0.34%	-16,478
South Carolina	98,376	9,629	37,412	47	145,463	2.00%	109,559	1.47%	35,905
South Dakota	97,338	3,334	5,536	1,388	107,595	1.48%	20,968	0.28%	86,627
Tennessee	58,896	31,349	49,110	242	139,598	1.92%	149,418	2.01%	-9,820
Texas	262,049	101,914	155,009	889	519,860	7.16%	519,722	6.98%	138
Utah	19,221	3,808	15,628	666	39,323	0.54%	57,314	0.77%	-17,990
Vermont	21,208	2,576	1,382	115	25,282	0.35%	18,576	0.25%	6,705
Virgin Islands	15,986	77	2,014	74	18,152	0.25%	8,079	0.11%	10,073
Virginia	72,933	15,198	29,056	731	117,918	1.63%	215,583	2.90%	-97,665
Washington	94,459	17,704	27,850	80	140,092	1.93%	150,607	2.02%	-10,515
West Virginia	58,640	1,189	10,647	308	70,784	0.98%	48,089	0.65%	22,695
Wisconsin	139,287	9,341	22,569	5,281	176,478	2.43%	123,152	1.65%	53,326
Wyoming	50,740	469	3,559	148	54,917	0.76%	16,092	0.22%	38,824
Total	\$4,292,180	\$1,025,194	\$1,878,295	\$60,698	\$7,256,367	100.00%	\$7,443,781	100.00%	-\$187,414

Notes: Figures may not add due to rounding. USF is an abbreviation for the Universal Service Fund.

¹ Data are from USAC.

² Estimated contributions are preliminary and include administrative cost of approximately \$187 million, as shown in USAC's Annual Report.

Allocation of contributions among states is an FCC staff estimate.

³ Net dollar flow is positive when payments from USF to carriers exceed contributions to USF. Total is negative because of administrative expenses.

Universal Service Support Mechanisms by State: 2008
(Annual Payments and Contributions in Thousands)

	Payments from USF to Service Providers ¹					Total		Estimated Contributions ²		Estimated Net Dollar Flow ³
	High-Cost Support	Low-Income Support	Schools & Libraries	Rural Health Care			Amount	% of Total		
					Amount	% of Total	Amount	% of Total		
Alabama	\$107,802	\$10,282	\$37,898	\$104	\$156,086	2.20%	\$111,639	1.53%	\$44,447	
Alaska	162,184	21,401	20,405	28,883	232,873	3.28%	23,625	0.32%	209,248	
American Samoa	3,986	63	0	108	4,157	0.06%	403	0.01%	3,754	
Arizona	69,856	21,742	50,755	1,087	143,440	2.02%	147,492	2.03%	-4,052	
Arkansas	153,518	3,149	27,567	128	184,362	2.59%	66,469	0.91%	117,893	
California	104,936	226,005	230,214	647	561,802	7.91%	810,857	11.14%	-249,055	
Colorado	80,706	3,190	16,679	35	100,610	1.42%	130,484	1.79%	-29,874	
Connecticut	180	4,288	27,152	0	31,620	0.44%	97,513	1.34%	-65,893	
Delaware	213	198	1,739	0	2,150	0.03%	26,721	0.37%	-24,571	
Dist. of Columbia	0	646	21,403	0	22,049	0.31%	33,950	0.47%	-11,901	
Florida	77,293	24,283	76,306	270	178,152	2.51%	482,542	6.63%	-304,390	
Georgia	134,164	13,091	60,230	1,164	208,649	2.94%	234,272	3.22%	-25,623	
Guam	16,229	311	1,021	0	17,561	0.25%	5,476	0.08%	12,085	
Hawaii	61,859	482	2,083	211	64,635	0.91%	32,932	0.45%	31,703	
Idaho	53,898	3,531	4,482	195	62,106	0.87%	36,827	0.51%	25,279	
Illinois	71,016	9,681	96,473	578	177,748	2.50%	294,704	4.05%	-116,956	
Indiana	73,994	5,397	25,694	427	105,512	1.48%	138,454	1.90%	-32,942	
Iowa	133,141	5,025	10,669	328	149,163	2.10%	73,867	1.01%	75,296	
Kansas	221,255	3,003	14,262	624	239,144	3.37%	66,511	0.91%	172,633	
Kentucky	104,088	7,864	29,611	282	141,845	2.00%	93,907	1.29%	47,938	
Louisiana	160,335	4,443	38,242	57	203,077	2.86%	101,983	1.40%	101,094	
Maine	32,450	8,070	5,448	57	46,025	0.65%	31,111	0.43%	14,914	
Maryland	4,072	669	17,327	0	22,068	0.31%	161,741	2.22%	-139,673	
Massachusetts	2,365	10,887	23,085	130	36,467	0.51%	163,830	2.25%	-127,363	
Michigan	63,996	12,204	51,287	742	128,229	1.80%	204,578	2.81%	-76,349	
Minnesota	133,964	7,824	22,315	1,977	166,080	2.34%	115,709	1.59%	50,371	
Mississippi	289,126	7,920	25,615	159	322,820	4.54%	64,910	0.89%	257,910	
Missouri	110,530	8,057	17,142	162	135,891	1.91%	142,456	1.96%	-6,565	
Montana	79,317	4,106	3,471	680	87,574	1.23%	24,905	0.34%	62,669	
Nebraska	113,689	2,344	9,248	2,058	127,339	1.79%	41,477	0.57%	85,862	
Nevada	27,823	2,748	3,972	32	34,575	0.49%	72,514	1.00%	-37,939	
New Hampshire	8,662	528	1,819	0	11,009	0.15%	35,789	0.49%	-24,780	
New Jersey	1,018	12,970	42,185	0	56,173	0.79%	244,777	3.36%	-188,604	
New Mexico	65,224	15,090	32,584	500	113,398	1.60%	49,329	0.68%	64,069	
New York	47,654	35,726	144,891	61	228,332	3.21%	461,693	6.34%	-233,361	
North Carolina	78,269	15,040	52,882	160	146,351	2.06%	219,515	3.02%	-73,164	
North Dakota	93,505	3,402	4,480	424	101,811	1.43%	15,440	0.21%	86,371	
Northern Mariana Is.	722	138	762	0	1,622	0.02%	1,079	0.01%	543	
Ohio	39,973	31,565	66,602	195	138,335	1.95%	254,005	3.49%	-115,670	
Oklahoma	144,936	63,543	39,070	70	247,619	3.48%	78,666	1.08%	168,953	
Oregon	83,955	5,630	10,454	125	100,164	1.41%	87,919	1.21%	12,245	
Pennsylvania	54,335	14,974	55,172	91	124,572	1.75%	300,961	4.13%	-176,389	
Puerto Rico	215,609	23,356	4,452	0	243,417	3.43%	65,474	0.90%	177,943	
Rhode Island	31	3,661	5,021	0	8,713	0.12%	24,839	0.34%	-16,126	
South Carolina	92,472	5,927	23,385	5	121,789	1.71%	107,128	1.47%	14,661	
South Dakota	95,246	3,574	8,231	1,184	108,235	1.52%	20,503	0.28%	87,732	
Tennessee	55,821	10,772	41,148	402	108,143	1.52%	146,102	2.01%	-37,959	
Texas	259,685	103,918	147,918	235	511,756	7.20%	508,190	6.98%	3,566	
Utah	20,447	3,812	12,744	503	37,506	0.53%	56,042	0.77%	-18,536	
Vermont	29,084	3,099	1,440	137	33,760	0.48%	18,164	0.25%	15,596	
Virgin Islands	21,129	118	5,140	51	26,438	0.37%	7,900	0.11%	18,538	
Virginia	74,587	2,437	27,813	743	105,580	1.49%	210,799	2.90%	-105,219	
Washington	77,042	16,672	25,524	74	119,312	1.68%	147,266	2.02%	-27,954	
West Virginia	65,325	668	9,801	155	75,949	1.07%	47,022	0.65%	28,927	
Wisconsin	146,357	9,037	21,367	3,013	179,774	2.53%	120,420	1.65%	59,354	
Wyoming	58,714	731	3,168	205	62,818	0.88%	15,735	0.22%	47,083	
Total	\$4,477,787	\$819,292	\$1,759,848	\$49,458	\$7,106,385	100.00%	\$7,278,617	100.00%	-\$172,232	

Notes: Figures may not add due to rounding. USF is an abbreviation for the Universal Service Fund.

¹ Data from USAC's Annual Report.

² Estimated contributions include administrative cost of approximately \$170 million, as shown in USAC's Annual Report.

Allocation of contributions among states is an FCC staff estimate.

³ Net dollar flow is positive when payments from USF to carriers exceed contributions to USF. Total is negative because of administrative expenses.

Universal Service Support Mechanisms by State: 2007
(Annual Payments and Contributions in Thousands)

	Payments from USF to Service Providers ¹						Estimated Contributions ²		Estimated Net Dollar Flow ³
	High-Cost Support	Low-Income Support	Schools & Libraries	Rural Health Care	Total		Amount	% of Total	
	Amount	% of Total	Amount	% of Total	Amount	% of Total	Amount	% of Total	
Alabama	\$111,459	\$6,524	\$39,411	\$24	\$157,418	2.26%	\$106,508	1.51%	\$50,910
Alaska	161,356	17,305	14,135	19,875	212,671	3.06%	23,010	0.33%	189,661
American Samoa	3,370	59	0	0	3,429	0.05%	356	0.01%	3,073
Arizona	70,919	22,278	48,115	1,196	142,508	2.05%	139,276	1.97%	3,232
Arkansas	126,294	2,950	8,274	41	137,559	1.98%	64,563	0.91%	72,996
California	100,638	272,482	256,555	282	629,957	9.06%	774,285	10.97%	-144,328
Colorado	82,051	3,310	22,627	108	108,096	1.55%	128,709	1.82%	-20,613
Connecticut	1,264	4,645	19,405	0	25,314	0.36%	96,252	1.36%	-70,938
Delaware	245	230	740	0	1,215	0.02%	25,500	0.36%	-24,285
Dist. of Columbia	0	670	521	0	1,191	0.02%	33,590	0.48%	-32,399
Florida	82,308	20,912	79,955	207	183,382	2.64%	481,300	6.82%	-297,918
Georgia	112,636	9,375	63,973	718	186,702	2.68%	225,856	3.20%	-39,154
Guam	10,792	298	-44	0	11,046	0.16%	4,789	0.07%	6,257
Hawaii	51,864	574	2,282	182	54,902	0.79%	30,591	0.43%	24,311
Idaho	54,069	3,795	3,722	142	61,728	0.89%	35,540	0.50%	26,188
Illinois	67,267	10,414	73,681	447	151,809	2.18%	281,725	3.99%	-129,916
Indiana	71,734	5,705	21,279	275	98,993	1.42%	133,726	1.89%	-34,733
Iowa	126,109	6,033	9,911	412	142,465	2.05%	71,790	1.02%	70,675
Kansas	222,477	3,038	14,859	649	241,023	3.47%	64,035	0.91%	176,988
Kentucky	96,931	8,262	22,823	207	128,223	1.84%	90,321	1.28%	37,902
Louisiana	163,131	3,711	65,075	594	232,511	3.34%	100,529	1.42%	131,982
Maine	36,567	8,337	6,097	23	51,024	0.73%	31,391	0.44%	19,633
Maryland	4,207	628	9,000	0	13,835	0.20%	158,336	2.24%	-144,501
Massachusetts	2,299	11,933	25,140	52	39,424	0.57%	168,750	2.39%	-129,326
Michigan	67,241	15,385	44,793	593	128,012	1.84%	200,523	2.84%	-72,511
Minnesota	132,444	7,629	20,792	1,457	162,322	2.33%	114,218	1.62%	48,104
Mississippi	283,404	5,147	29,939	206	318,696	4.58%	63,155	0.89%	255,541
Missouri	98,235	7,416	26,894	144	132,689	1.91%	136,876	1.94%	-4,187
Montana	77,282	4,355	3,455	555	85,647	1.23%	24,019	0.34%	61,628
Nebraska	106,178	2,509	7,758	1,460	117,905	1.70%	40,076	0.57%	77,829
Nevada	29,634	3,102	5,253	62	38,051	0.55%	69,857	0.99%	-31,806
New Hampshire	9,365	580	1,472	7	11,424	0.16%	35,863	0.51%	-24,439
New Jersey	1,664	13,428	41,999	0	57,091	0.82%	240,634	3.41%	-183,543
New Mexico	67,388	14,864	29,521	350	112,123	1.61%	47,991	0.68%	64,132
New York	52,542	36,209	160,032	55	248,838	3.58%	445,638	6.31%	-196,800
North Carolina	77,872	13,973	51,277	189	143,311	2.06%	210,178	2.98%	-66,867
North Dakota	84,771	4,092	5,217	508	94,588	1.36%	15,499	0.22%	79,089
Northern Mariana Is.	1,630	116	868	0	2,614	0.04%	1,047	0.01%	1,567
Ohio	46,205	32,188	64,777	60	143,230	2.06%	242,207	3.43%	-98,977
Oklahoma	129,185	49,976	44,305	205	223,671	3.22%	77,572	1.10%	146,099
Oregon	80,970	5,705	11,102	68	97,845	1.41%	85,722	1.21%	12,123
Pennsylvania	55,552	15,944	57,382	74	128,952	1.85%	293,692	4.16%	-164,740
Puerto Rico	135,026	16,888	9,287	0	161,201	2.32%	62,906	0.89%	98,295
Rhode Island	31	4,076	6,138	0	10,245	0.15%	23,491	0.33%	-13,246
South Carolina	74,186	3,685	38,874	47	116,792	1.68%	102,119	1.45%	14,673
South Dakota	93,098	6,876	5,803	1,101	106,878	1.54%	18,398	0.26%	88,480
Tennessee	52,295	8,829	40,561	101	101,786	1.46%	143,856	2.04%	-42,070
Texas	245,735	89,411	184,370	940	520,456	7.48%	485,278	6.87%	35,178
Utah	24,454	3,733	14,100	770	43,057	0.62%	54,679	0.77%	-11,622
Vermont	31,408	3,081	1,453	130	36,072	0.52%	17,838	0.25%	18,234
Virgin Islands	25,685	29	6,335	54	32,103	0.46%	8,896	0.13%	23,207
Virginia	79,549	2,304	29,748	527	112,128	1.61%	201,080	2.85%	-88,952
Washington	97,505	16,062	20,324	53	133,944	1.93%	147,077	2.08%	-13,133
West Virginia	63,345	733	8,898	159	73,135	1.05%	44,782	0.63%	28,353
Wisconsin	141,853	10,096	20,042	1,900	173,891	2.50%	118,079	1.67%	55,812
Wyoming	61,014	873	7,656	172	69,715	1.00%	15,542	0.22%	54,173
Total	\$4,286,733	\$822,762	\$1,807,961	\$37,381	\$6,954,837	100.00%	\$7,059,521	100.00%	-\$104,684

Notes: Figures may not add due to rounding. USF is an abbreviation for the Universal Service Fund.

¹ Data from USAC's Annual Report.

² Estimated contributions include administrative cost of approximately \$104 million, as shown in USAC's Annual Report.

Allocation of contributions among states is an FCC staff estimate.

³ Net dollar flow is positive when payments from USF to carriers exceed contributions to USF. Total is negative because of administrative expenses.

High-Cost USF Payments by State for Top 10 Recipients: 2009

	FairPoint		Frontier	Qwest		Sprint Nextel		Telephone and Data	Verizon	Windstream
	AT&T Inc.	CenturyTel, Inc.	Communications, Inc.	Communications Corporation	Communications International	Corporation	Corporation	Telapex, Inc.	Systems, Inc.	Inc.
Alabama	\$33,145,071	\$18,995,749	\$0	\$1,223,653	\$0	\$2,246,331	\$191,274	\$4,394,515	\$5,382,748	\$3,974,972
Alaska	\$26,788,675	\$0	\$0	\$0	\$0	\$0	\$0	\$0	\$0	\$0
Arizona	\$0	\$0	\$0	\$8,287,983	\$10,332,195	\$1,662,140	\$0	\$2,092,217	\$235,770	\$0
Arkansas	\$149,343	\$50,615,495	\$0	\$0	\$0	\$783,328	\$0	\$924,708	\$56,866,746	\$2,946,679
California	\$8,073,672	\$0	\$0	\$12,565,532	\$0	\$0	\$0	\$955,309	\$25,684,275	\$0
Colorado	\$0	\$28,998,304	\$1,198,164	\$0	\$17,460,975	\$0	\$0	\$1,395,876	\$3,255,230	\$0
Connecticut	-\$390,349	\$0	\$0	\$0	\$0	\$0	\$0	\$0	\$0	\$0
Delaware	\$0	\$0	\$0	\$0	\$0	\$0	\$0	\$0	\$226,002	\$0
District of Columbia	\$0	\$0	\$0	\$0	\$0	\$0	\$0	\$0	\$0	\$0
Florida	\$9,378,975	\$14,794,596	\$7,802,809	\$197,088	\$0	\$6,965,899	\$0	\$1,027,581	\$18,062,961	\$2,403,336
Georgia	\$15,969,921	\$2,258,780	\$0	\$1,445,508	\$0	\$1,330,152	\$0	\$6,603,106	\$26,104,884	\$24,999,047
Hawaii	\$0	\$0	\$0	\$0	\$0	\$7,105,684	\$0	\$0	\$0	\$0
Idaho	\$5,567,530	\$2,328,384	\$2,585,548	\$1,955,928	\$325,236	\$0	\$0	\$275,769	\$11,689,332	\$0
Illinois	\$0	\$2,052,880	\$1,109,227	\$2,613,314	\$0	\$0	\$0	\$12,341,131	\$7,515,549	\$0
Indiana	\$6,155,603	\$4,100,166	\$0	\$342,740	\$0	\$1,287,981	\$0	\$4,589,940	\$13,568,052	\$0
Iowa	\$0	\$430,990	\$0	\$0	\$412,269	\$2,042,667	\$0	\$39,715,190	\$14,076,951	\$0
Kansas	\$603,504	\$7,804,740	\$1,173,210	\$0	\$0	\$1,103,335	\$0	\$10,452,162	\$53,031,543	\$0
Kentucky	\$17,577,422	\$0	\$0	\$0	\$0	\$2,076,317	\$0	\$1,487,809	\$0	\$10,838,702
Louisiana	\$59,013,108	\$27,956,612	\$0	\$0	\$0	\$378,586	\$0	\$0	\$11,866,824	\$0
Maine	\$0	\$0	\$7,669,026	\$0	\$0	\$0	\$0	\$10,918,379	\$439,750	\$0
Maryland	\$0	\$0	\$0	\$0	\$0	\$0	\$0	\$0	\$2,260,167	\$0
Massachusetts	\$0	\$0	\$0	\$0	\$0	\$0	\$0	\$0	\$1,450,911	\$0
Michigan	\$5,138,049	\$14,898,882	\$0	\$163,584	\$0	\$3,980,061	\$0	\$2,348,770	\$12,469,031	\$1,829,891
Minnesota	-\$206,988	\$9,276,317	\$0	\$858,750	\$0	\$0	\$0	\$4,759,435	\$48,775,015	\$0
Mississippi	\$155,179,562	\$8,146,219	\$0	\$770,123	\$0	\$4,151,147	\$77,035,872	\$2,231,456	\$17,982,666	\$1,399,705
Missouri	\$0	\$21,345,885	\$3,240,097	\$0	\$0	\$0	\$0	\$16,995,231	\$0	\$2,886,657
Montana	\$0	\$4,114,368	\$0	\$811,554	\$12,813,291	\$0	\$0	\$0	\$2,933,773	\$0
Nebraska	\$0	\$2,005,659	\$0	\$129,411	\$4,637,634	\$0	\$0	\$10,269,810	\$43,274,054	\$2,394,110
Nevada	\$3,527,502	\$1,647,666	\$0	\$1,307,730	\$0	\$0	\$0	\$0	\$7,233,391	\$0
New Hampshire	\$0	\$0	\$1,474,332	\$0	\$0	\$0	\$0	\$3,349,857	-\$7,317	\$0
New Jersey	\$0	\$255,585	\$0	\$0	\$0	\$0	\$0	\$0	\$0	\$0
New Mexico	\$0	\$2,726,619	\$0	\$449,571	\$1,923,651	-\$1,578,738	\$0	\$0	\$7,923,361	\$4,097,364
New York	\$115,296	\$0	\$4,375,900	\$7,895,637	\$0	\$930,084	\$0	\$3,006,248	\$8,193,537	\$2,055,035
North Carolina	\$4,095,915	\$11,758,034	\$0	\$0	\$0	\$499,344	\$0	\$3,148,988	\$12,705,662	\$21,766,013
North Dakota	\$0	\$0	\$0	\$0	\$399,030	\$0	\$0	\$0	\$44,608,306	\$0
Ohio	\$0	\$4,634,768	\$1,349,684	\$6,240	\$0	\$0	\$0	\$1,142,600	\$5,303,739	\$1,504,609
Oklahoma	\$1,562,097	\$0	\$1,125,072	\$0	\$0	\$0	\$0	\$13,467,683	\$0	\$12,011,367
Oregon	\$9,087,354	\$15,317,524	\$0	\$492,456	\$3,065,394	\$0	\$0	\$7,254,708	\$9,224,871	\$0
Pennsylvania	\$0	\$4,875,876	\$738,330	\$14,912,988	\$0	\$1,271,420	\$0	\$445,034	\$14,229,959	\$8,588,259
Puerto Rico	\$25,925,767	\$0	\$0	\$0	\$0	\$1,692,993	\$0	\$0	\$0	\$0
Rhode Island	\$0	\$0	\$0	\$0	\$0	\$0	\$0	\$0	\$33,648	\$0
South Carolina	\$3,976,857	\$1,225,251	\$0	\$0	\$0	\$0	\$0	\$2,525,251	\$4,857,090	\$2,023,095
South Dakota	\$0	\$0	\$0	\$0	\$1,188,409	\$0	\$0	\$0	\$35,668,497	\$0
Tennessee	\$6,401,061	\$8,925,915	\$0	\$863,280	\$0	\$70,705	\$0	\$11,239,180	\$0	\$0
Texas	\$7,269,103	\$24,643,978	\$0	\$0	\$0	\$3,000,924	\$0	\$0	\$34,960,669	\$4,616,605
Utah	\$0	\$0	\$0	\$1,729,245	\$1,019,127	\$98,622	\$0	\$0	\$0	\$0
Vermont	\$0	\$0	\$10,716,725	\$0	\$0	\$0	\$0	\$735,570	-\$98,568	\$0
Virgin Islands	\$535,795	\$0	\$0	\$0	\$0	\$0	\$0	\$0	\$0	\$0
Virginia	\$2,906,837	\$9,830,388	\$864,906	\$0	\$0	\$3,156,920	\$0	\$4,939,824	\$38,178,565	\$0
Washington	\$20,412,734	\$20,866,633	\$2,966,364	\$0	\$2,477,985	\$4,795,713	\$0	\$6,039,249	\$12,123,628	\$0
West Virginia	\$4,376,207	\$0	\$0	\$8,572,737	\$0	\$784,317	\$0	\$6,714,050	\$29,463,422	\$0
Wisconsin	\$3,085,739	\$23,198,811	\$0	\$2,434,102	\$0	\$126,399	\$0	\$38,526,396	\$26,795,341	\$0
Wyoming	\$0	\$1,828,999	\$0	\$0	\$10,464,045	\$0	\$0	\$0	\$11,159,046	\$0
Total	\$435,421,362	\$351,860,073	\$48,389,394	\$70,029,154	\$66,519,241	\$49,962,331	\$77,227,146	\$236,313,032	\$679,709,081	\$110,335,446

High-Cost USF Payments by State for Top 10 Recipients: 2008

						Frontier	Sprint Nextel	Telephone and Data	Verizon	Windstream
	Alltel Corporation	América Móvil	AT&T Inc.	CenturyTel, Inc.	Embarq	Communications Corporation	Corporation	Systems, Inc.	Communications, Inc.	Corporation
Alabama	\$6,963,275	\$0	\$32,508,981	\$19,521,810	\$0	\$1,698,525	\$4,146,910	\$5,308,980	\$1,864,747	\$3,259,755
Alaska	\$0	\$0	\$29,698,309	\$0	\$0	\$0	\$0	\$0	\$0	\$0
Arizona	\$0	\$0	\$0	\$0	\$0	\$8,421,711	\$2,254,945	\$2,875,476	\$1,030,863	\$0
Arkansas	\$60,778,439	\$0	\$76,464	\$51,289,434	\$0	\$0	\$907,071	\$1,079,211	\$0	\$4,106,766
California	\$53,997	\$0	\$8,118,749	\$0	\$0	\$15,853,365	\$0	\$1,275,354	\$27,522,159	\$0
Colorado	\$3,935,322	\$0	\$0	\$30,074,592	\$0	\$0	\$0	\$1,549,992	\$0	\$0
Connecticut	\$0	\$0	\$179,514	\$0	\$0	\$0	\$0	\$0	\$0	\$0
Delaware	\$0	\$0	\$0	\$0	\$0	\$0	\$0	\$0	\$212,709	\$0
District of Columbia	\$0	\$0	\$0	\$0	\$0	\$0	\$0	\$0	\$0	\$0
Florida	\$4,923,927	\$0	\$10,229,286	\$0	\$15,327,840	\$164,127	\$9,416,429	\$1,202,319	\$14,862,252	\$1,279,170
Georgia	\$20,603,745	\$0	\$16,500,189	\$3,657,870	\$0	\$1,074,669	\$2,741,899	\$7,835,715	\$0	\$25,243,455
Hawaii	\$0	\$0	\$0	\$0	\$0	\$0	\$14,274,524	\$0	\$0	\$0
Idaho	\$0	\$0	\$7,696,790	\$2,585,775	\$0	\$3,419,799	\$0	\$343,236	\$13,247,718	\$0
Illinois	\$0	\$0	\$0	\$616,038	\$0	\$2,296,779	\$0	\$10,294,510	\$8,469,783	\$0
Indiana	\$0	\$0	\$0	\$1,812,818	\$2,413,065	\$275,445	\$2,147,658	\$5,065,950	\$15,281,046	\$0
Iowa	\$8,795,803	\$0	\$0	\$545,142	\$0	\$0	\$960,487	\$40,768,145	\$7,006,780	\$0
Kansas	\$54,802,862	\$0	\$496,863	\$0	\$10,210,837	\$0	\$2,220,251	\$8,168,624	\$1,998,647	\$0
Kentucky	\$0	\$0	\$17,730,777	\$0	\$0	\$0	\$2,091,562	\$1,934,376	\$0	\$10,609,803
Louisiana	\$11,756,683	\$0	\$40,151,506	\$31,348,113	\$0	\$0	\$1,739,463	\$0	\$0	\$0
Maine	\$0	\$0	\$0	\$0	\$0	\$0	\$0	\$11,099,933	\$3,492,982	\$0
Maryland	\$0	\$0	\$0	\$0	\$0	\$0	\$0	\$0	\$2,345,400	\$0
Massachusetts	\$0	\$0	\$0	\$0	\$0	\$0	\$0	\$0	\$1,502,346	\$0
Michigan	\$15,052,389	\$0	\$5,715,462	\$15,155,313	\$0	\$208,500	\$327,812	\$2,733,612	\$449,997	\$0
Minnesota	\$26,278,870	\$0	\$2,452,837	\$9,216,003	\$1,248,660	\$909,102	\$0	\$5,614,361	\$21,249,852	\$0
Mississippi	\$14,600,536	\$0	\$160,657,120	\$8,618,850	\$0	\$791,379	\$5,144,972	\$2,699,760	\$3,548,850	\$1,468,767
Missouri	\$0	\$0	\$0	\$18,596,985	\$4,766,178	\$0	\$0	\$14,643,410	\$0	\$3,176,448
Montana	\$3,872,925	\$0	\$0	\$4,189,248	\$0	\$939,009	\$0	\$0	\$0	\$0
Nebraska	\$47,805,263	\$0	\$0	\$0	\$1,819,281	\$299,574	\$0	\$5,487,077	\$0	\$2,386,179
Nevada	\$4,894,762	\$0	\$3,569,364	\$32,052	\$1,532,730	\$1,458,792	\$0	\$0	\$3,677,217	\$0
New Hampshire	\$0	\$0	\$0	\$0	\$0	\$0	\$0	\$3,633,352	\$200,964	\$0
New Jersey	\$0	\$0	\$0	\$0	\$253,191	\$0	\$0	\$0	\$0	\$0
New Mexico	\$4,561,990	\$0	\$0	\$2,860,587	\$0	\$784,131	\$2,709,775	\$0	\$0	\$3,510,429
New York	\$0	\$0	\$285,662	\$0	\$0	\$9,589,030	\$1,845,853	\$3,333,655	\$7,244,112	\$3,389,346
North Carolina	\$4,184,168	\$0	\$4,236,840	\$1,232,562	\$9,051,738	\$0	\$2,259,307	\$2,559,374	\$8,027,607	\$10,830,030
North Dakota	\$22,355,563	\$0	\$0	\$0	\$0	\$0	\$0	\$0	\$21,483,074	\$0
Ohio	\$0	\$0	\$0	\$390,546	\$5,007,282	\$7,872	\$0	\$1,312,806	\$6,104,412	\$3,602,430
Oklahoma	\$0	\$0	\$10,344,458	\$0	\$0	\$0	\$0	\$12,613,108	\$0	\$13,644,435
Oregon	\$0	\$0	\$9,768,601	\$14,953,902	\$1,290,396	\$841,950	\$0	\$8,999,227	\$12,416,695	\$0
Pennsylvania	\$0	\$0	\$0	\$0	\$4,887,003	\$14,246,037	\$1,427,058	\$558,750	\$15,103,487	\$1,631,196
Puerto Rico	\$0	\$98,342,646	\$43,693,535	\$0	\$0	\$0	\$14,493,959	\$0	\$0	\$0
Rhode Island	\$0	\$0	\$0	\$0	\$0	\$0	\$0	\$0	\$31,182	\$0
South Carolina	\$0	\$0	\$4,039,605	\$0	\$1,201,443	\$0	\$0	\$2,679,698	\$5,798,961	\$1,822,950
South Dakota	\$34,749,965	\$0	\$0	\$0	\$0	\$0	\$0	\$0	\$1,192,887	\$0
Tennessee	\$0	\$0	\$6,570,156	\$7,084,287	\$1,560,237	\$979,674	\$361,388	\$8,459,190	\$0	\$0
Texas	\$16,767,104	\$0	\$2,254,509	\$5,003,697	\$24,254,304	\$0	\$5,886,482	\$0	\$20,176,617	\$7,112,157
Utah	\$0	\$0	\$0	\$0	\$0	\$1,671,840	\$143,475	\$0	\$0	\$0
Vermont	\$0	\$0	\$0	\$0	\$0	\$0	\$0	\$886,548	\$6,371,548	\$0
Virginia	\$5,382,845	\$0	\$974,712	\$0	\$9,455,253	\$0	\$6,765,326	\$2,903,972	\$34,360,992	\$0
Washington	\$0	\$0	-\$3,856,129	\$23,439,036	\$1,601,736	\$0	\$4,367,765	\$7,061,741	\$14,281,105	\$0
West Virginia	\$2,803,214	\$0	\$4,935,363	\$0	\$0	\$12,980,757	\$1,655,530	\$5,789,241	\$28,027,053	\$0
Wisconsin	\$25,094,321	\$0	\$7,382,394	\$25,309,533	\$0	\$2,133,213	\$189,533	\$41,098,149	\$0	\$0
Wyoming	\$12,856,820	\$0	\$0	\$1,041,063	\$1,159,395	\$0	\$0	\$0	\$0	\$0
Total	\$413,874,788	\$98,342,646	\$426,411,917	\$278,575,256	\$97,040,569	\$81,045,280	\$90,479,434	\$231,868,852	\$308,584,044	\$97,073,316

High-Cost USF Payments by State for Top 10 Recipients: 2007

	Citizens Communications Company			Qwest Communications International		Sprint Nextel Corporation	Telephone and Data Systems, Inc.	Verizon Communications, Inc.	Windstream Corporation	
	Alltel Corporation	AT&T Inc.	CenturyTel, Inc.	Embarq						
Alabama	\$6,330,637	\$33,521,839	\$21,286,179	\$2,398,785	\$0	\$0	\$5,173,944	\$6,399,814	\$0	\$3,366,522
Alaska	\$0	\$30,994,292	\$0	\$0	\$0	\$0	\$0	\$0	\$0	\$0
Arizona	\$0	\$0	\$0	\$11,163,738	\$0	\$11,855,856	\$2,473,851	\$3,226,585	\$1,246,290	\$0
Arkansas	\$25,053,740	\$254,418	\$57,813,615	\$0	\$0	\$0	\$2,597,625	\$1,080,700	\$0	\$4,189,161
California	\$100,608	\$9,095,385	\$0	\$17,313,384	\$0	\$0	\$0	\$1,412,457	\$26,593,221	\$0
Colorado	\$3,150,472	\$0	\$31,387,122	\$0	\$0	\$18,860,124	\$0	\$2,132,004	\$0	\$0
Connecticut	\$0	\$1,263,537	\$0	\$0	\$0	\$0	\$0	\$0	\$0	\$0
Delaware	\$0	\$0	\$0	\$0	\$0	\$0	\$0	\$0	\$245,499	\$0
District of Columbia	\$0	\$0	\$0	\$0	\$0	\$0	\$0	\$0	\$0	\$0
Florida	\$6,451,491	\$10,550,274	\$0	\$423,639	\$16,711,449	\$0	\$10,721,565	\$1,247,463	\$16,821,858	-\$999,912
Georgia	\$3,043,812	\$17,113,983	\$3,515,148	\$1,512,153	\$0	\$0	\$4,344,977	\$6,958,422	\$0	\$20,043,423
Hawaii	\$0	\$0	\$0	\$0	\$0	\$0	\$20,106,714	\$0	\$0	\$0
Idaho	\$0	\$0	\$2,821,443	\$4,167,594	\$0	\$522,732	\$0	\$644,559	\$15,527,355	\$0
Illinois	\$0	\$0	\$1,341,708	\$2,622,327	\$0	\$0	\$0	\$0	\$10,004,151	\$0
Indiana	\$0	\$0	\$1,889,073	\$349,584	\$2,512,551	\$0	\$3,113,524	\$5,589,705	\$17,604,789	\$0
Iowa	\$8,746,478	\$0	\$561,171	\$0	\$0	\$441,159	\$959,617	\$33,062,978	\$7,013,570	\$0
Kansas	\$56,056,263	\$506,550	\$0	\$0	\$13,232,884	\$0	\$2,310,315	\$10,557,085	\$0	\$0
Kentucky	\$0	\$19,037,448	\$0	\$0	\$0	\$0	\$2,749,818	\$2,057,964	\$0	\$10,267,824
Louisiana	\$10,968,132	\$43,637,567	\$36,195,783	\$0	\$0	\$0	\$2,409,017	\$0	\$0	\$0
Maine	\$0	\$0	\$0	\$0	\$0	\$0	\$0	\$13,236,654	\$1,698,273	\$0
Maryland	\$0	\$0	\$0	\$0	\$0	\$0	\$0	\$0	\$2,492,733	\$0
Massachusetts	\$0	\$0	\$0	\$0	\$0	\$0	\$0	\$0	\$1,660,386	\$0
Michigan	\$13,709,428	\$6,462,874	\$16,460,052	\$227,880	\$0	\$0	\$0	\$3,497,256	\$490,641	\$0
Minnesota	\$23,944,700	\$5,628,516	\$9,983,502	\$1,497,081	\$1,317,072	\$0	\$0	\$6,040,864	\$0	\$0
Mississippi	\$14,017,389	\$161,622,499	\$8,713,614	\$977,190	\$0	\$0	\$5,038,624	\$3,171,772	\$0	\$1,558,470
Missouri	\$0	\$0	\$19,486,998	\$0	\$4,979,571	\$0	\$0	\$4,837,426	\$0	\$2,921,709
Montana	\$4,497,204	\$0	\$4,103,274	\$1,014,609	\$0	\$14,777,745	\$0	\$0	\$0	\$0
Nebraska	\$41,798,736	\$0	\$0	\$566,262	\$2,160,156	\$4,882,529	\$0	\$2,778,207	\$0	\$2,554,036
Nevada	\$4,950,172	\$3,691,074	\$159,102	\$2,408,736	\$1,576,608	\$0	\$0	\$0	\$4,665,468	\$0
New Hampshire	\$0	\$0	\$0	\$0	\$0	\$0	\$0	\$3,229,320	\$1,683,597	\$0
New Jersey	\$0	\$0	\$0	\$0	\$270,003	\$0	\$0	\$0	\$0	\$0
New Mexico	\$3,973,476	\$0	\$3,023,421	\$1,102,395	\$0	\$4,198,572	\$960,219	\$0	\$0	\$5,136,873
New York	\$0	\$858,600	\$0	\$11,318,637	\$0	\$0	\$3,323,847	\$3,314,825	\$8,510,880	\$2,759,226
North Carolina	\$3,365,040	\$4,445,667	\$1,704,804	\$0	\$9,536,184	\$0	\$3,601,480	\$1,257,838	\$8,876,739	\$8,865,696
North Dakota	\$19,435,780	\$0	\$0	\$0	\$0	\$484,845	\$0	\$0	\$18,629,563	\$0
Ohio	\$0	\$0	-\$10,698	\$11,028	\$5,651,994	\$0	\$0	\$1,599,732	\$6,797,784	\$3,838,020
Oklahoma	\$0	\$5,384,614	\$0	\$0	\$0	\$0	\$0	\$12,392,157	\$0	\$9,880,818
Oregon	\$0	\$6,904,104	\$15,280,572	\$1,092,480	\$1,336,581	\$3,303,069	\$0	\$6,012,797	\$9,661,134	\$0
Pennsylvania	\$0	\$0	\$0	\$11,691,027	\$5,253,450	\$0	\$1,491,658	\$613,383	\$16,277,727	\$2,828,568
Puerto Rico	\$0	\$29,825,979	\$0	\$0	\$0	\$0	\$9,817,569	\$0	\$0	\$0
Rhode Island	\$0	\$0	\$0	\$0	\$0	\$0	\$0	\$0	\$30,948	\$0
South Carolina	\$0	\$4,530,918	\$0	\$0	\$1,262,061	\$0	\$0	\$2,717,739	\$5,939,805	\$171,120
South Dakota	\$33,614,915	\$0	\$0	\$0	\$0	\$1,446,351	\$0	\$0	\$0	\$0
Tennessee	\$0	\$6,737,133	\$7,219,431	\$1,090,734	\$1,622,076	\$0	\$640,914	\$4,823,182	\$0	\$0
Texas	\$14,835,481	\$2,026,637	\$5,809,170	\$0	\$22,794,795	\$0	\$5,387,520	\$0	\$21,482,205	\$6,018,210
Utah	\$0	\$0	\$0	\$2,587,944	\$0	\$1,145,679	\$213,867	\$0	\$0	\$0
Vermont	\$0	\$0	\$0	\$0	\$0	\$0	\$0	\$1,063,140	\$9,654,180	\$0
Virginia	\$6,047,736	\$60,507	\$0	\$0	\$9,632,367	\$0	\$9,354,601	\$2,274,702	\$36,818,274	\$0
Washington	\$0	\$23,230,654	\$22,392,891	\$0	\$1,652,763	\$2,556,840	\$2,472,244	\$7,027,859	\$7,454,499	\$0
West Virginia	\$2,535,400	\$2,740,801	\$0	\$16,721,949	\$0	\$0	\$1,404,438	\$0	\$29,299,287	\$0
Wisconsin	\$17,717,816	\$10,581,564	\$28,956,096	\$2,947,074	\$0	\$0	\$311,555	\$39,349,811	\$0	\$0
Wyoming	\$9,509,769	\$0	\$866,742	\$0	\$1,297,167	\$12,301,125	\$0	\$0	\$0	\$0
Total	\$333,854,675	\$440,707,434	\$300,960,213	\$95,206,230	\$102,799,732	\$76,776,626	\$100,979,503	\$193,608,400	\$287,180,856	\$83,399,764

**Federal Communications Commission Response to
United States House of Representatives
Committee on Energy and Commerce
Universal Service Fund Data Request of June 15, 2010**

**Part 3
Largest Per-Line Subsidies, by Study Area**

Study Areas with the Highest Support per Line in 2009

Rank	Incumbent ETC	State	Holding Company ¹	Support ²	Lines (average ³)	Support per Line
1	WESTGATE COMMUNICATIONS LLC D/B/A WEAVTEL	Washington	Westgate Communications LLC	\$301,966	17	\$17,763
2	ADAK TEL UTILITY	Alaska	Adak Eagle Enterprises, LLC	\$2,198,444	171	\$12,894
3	BORDER TO BORDER	Texas	Border to Border Communications, Inc.	\$1,773,185	139	\$12,757
4	BEAVER CREEK TELEPHONE COMPANY	Washington	May, Bott et al.	\$338,910	29	\$11,892
5	SANDWICH ISLES COMM.	Hawaii	Sandwich Isles Communications, Inc.	\$23,945,376	2,192	\$10,926
6	ACCIPITER COMM.	Arizona	Accipiter Communications, Inc.	\$3,007,000	318	\$9,471
7	ALLBAND COMMUNICATIONS COOPERATIVE	Michigan	Allband Communications Cooperative	\$797,972	115	\$6,969
8	TERRAL TEL CO	Oklahoma	Terral Telephone Company	\$1,614,582	246	\$6,563
9	SOUTH PARK TEL. CO.	Colorado	American Broadband Communications et al.	\$1,086,314	177	\$6,137
10	S. CENTRAL TEL - OK	Oklahoma	South Central Telephone Association, Inc.	\$1,836,062	303	\$6,070

¹ Holding company name indicates common control/common ownership of carriers.

² Calendar year disbursements include prior period adjustments.

³ The average number of lines in 2009 was calculated by averaging the number of lines at the end of years 2008 and 2009. Because year-end 2009 line counts have not yet been filed with the Commission, the number of lines at the end of 2009 was estimated using a straight-line projection of data from 2004 to 2008.

Competitive ETCs in Study Areas with the Highest Support per Line in 2009

Rank	Incumbent ETC	Competitive ETC (CETC)	CETC Holding Company	CETC Support ¹	CETC Lines ²	Support per Line ³
2	ADAK TEL UTILITY	GCI Communications Corp.	General Communication, Inc.	\$442,166	68	\$6,502
				\$442,166	68	
3	BORDER TO BORDER	DialToneServices, L.P.	DialToneServices, L.P.	\$198,835	15	\$13,038
				\$198,835	15	
5	SANDWICH ISLES COMM.	Coral Wireless dba Mobi PCS NPCR, Inc.	Coral Wireless, LLC Sprint Nextel Corporation	\$25,614,882	2056	\$12,460
				\$7,538,694	609	\$12,379
				\$33,153,576	2665	
8	TERRAL TEL CO	UNITED STATES CELLULAR CORPORATION	Telephone and Data Systems, Inc.	\$349,971	123	\$2,851
				\$349,971	123	
9	SOUTH PARK TEL. CO.	Alltel Communications, LLC Western Wireless	Verizon Communications Inc. Verizon Communications Inc.	\$1,900	2	\$950
				\$551	1	\$551
				\$2,451	\$3	
10	S. CENTRAL TEL - OK	Cellular Network Partnership Cellular Network Partnership	Cellular Network Partnership Cellular Network Partnership	\$444,262	224	\$1,983
				\$109,041	240	\$454
				\$553,303	464	

¹ Source: USAC data. Although USAC provides the FCC Competitive ETC payments broken down by Incumbent LEC study area, USAC cannot do that for prior period adjustments. Therefore unlike the prior table, these figures are unadjusted disbursements for the calendar year, which are based on projections.

² USAC provides the FCC with the number of competitive ETC lines in each incumbent LEC study area on a monthly basis. Because competitive ETCs may not receive funds for all months of the year, the reported figure is the average number of lines for those months in which the carrier received support in that incumbent LEC study area.

³ There are several reasons why the per line support figures here do not match the per line figures in the prior table. Per-line support is often calculated at a level of aggregation below the study area. For example, per line support rates for both Interstate Access and Interstate Common Line Support are calculated separately for residential and multi-line business lines within a study area. If the lines of the incumbent and competitor(s) are allocated differently across classes of lines, per-line support from these funding mechanisms will be unequal at the study-area level. Similarly, High-Cost Model (HCM) Support is calculated for each wire center rather than the study area as a whole. It is likely that the lines of the incumbent and competitor(s) are allocated across wire centers in different proportions, leading to a condition where per-line HCM support is unequal at the study area level. Further, competitive ETCs may not have received support for all 12 months of the year due to eligibility. Also, see footnote 1.

Study Areas with the Highest Support per Line in 2008

Rank	Incumbent ETC	State	Holding Company ¹	Support ²	Lines (average ³)	Support per Line
1	BEAVER CREEK TIMBRLN	Washington	May, Bott et al.	\$454,524	28	\$16,528
2	BORDER TO BORDER	Texas	Border to Border Communications, Inc.	\$1,883,082	134	\$14,053
3	SANDWICH ISLES COMM.	Hawaii	Sandwich Isles Communications, Inc.	\$26,372,952	1,984	\$13,296
4	WESTGATE COMMUNICATIONS LLC D/B/A WEAVTEL	Washington	Westgate Communications LLC	\$188,382	15	\$12,559
5	ADAK TEL UTILITY	Alaska	Adak Eagle Enterprises, LLC	\$1,967,538	185	\$10,664
6	ALLBAND COMMUNICATIONS COOPERATIVE	Michigan	Allband Communications Cooperative	\$745,140	77	\$9,677
7	ACCIPITER COMM.	Arizona	Accipiter Communications, Inc.	\$2,242,602	288	\$7,800
8	TERRAL TEL CO	Oklahoma	Terral Telephone Company	\$1,685,103	257	\$6,570
9	S. CENTRAL TEL - OK	Oklahoma	South Central Telephone Association, Inc.	\$1,708,206	317	\$5,389
10	SOUTH PARK TEL. CO.	Colorado	American Broadband Communications et al.	\$990,807	195	\$5,081

¹ Holding company name indicates common control/common ownership of carriers.

² Calendar year disbursements include prior period adjustments.

³ The average number of lines in 2008 was calculated by averaging the number of lines at the end of years 2007 and 2008.

Competitive ETCs in Study Areas with the Highest Support per Line in 2008

Rank	Incumbent ETC	Competitive ETC	Competitive ETC Support ¹	CETC Lines ²	Support per Line ³
3	SANDWICH ISLES COMM.	NPCR, Inc.	\$14,042,097	913	\$15,380
		Coral Wireless dba Mobi PCS	\$19,363,416	1,289	\$15,022
			<u>\$33,405,513</u>	<u>2,202</u>	
8	TERRAL TEL CO	United States Cellular Corporation	\$532,977	127	\$4,197
			<u>\$532,977</u>	<u>127</u>	
9	S. CENTRAL TEL - OK	Cellular Network Partnership	\$651,272	185	\$3,520
			<u>\$651,272</u>	<u>185</u>	
10	SOUTH PARK TEL. CO.	Western Wireless	\$3,244	1	\$3,244
			<u>\$3,244</u>	<u>1</u>	

¹ Source: USAC data. Federal Communications Commission staff was unable to independently validate these data.

² Federal Communications Commission staff estimates of average annual competitive ETC lines.

³ There are several reasons why the per line support figures here do not match the per line figures in the prior table. Per-line support is often calculated at a level of aggregation below the study area. For example, per line support rates for both Interstate Access and Interstate Common Line Support are calculated separately for residential and multi-line business lines within a study area. If the lines of the incumbent and competitor(s) are allocated differently across classes of lines, per-line support from these funding mechanisms will be unequal at the study-area level. Similarly, High-Cost Model (HCM) Support is calculated for each wire center rather than the study area as a whole. It is likely that the lines of the incumbent and competitor(s) are allocated across wire centers in different proportions, leading to a condition where per-line HCM support is unequal at the study area level. Further, competitive ETCs may not have received support for all 12 months of the year due to eligibility. Also, USAC cannot provide the FCC with prior period adjustments broken down by incumbent LEC study area.

Study Areas with the Highest Support per Line in 2007

Rank	Incumbent ETC	State	Holding Company ¹	Support ²	Lines (average ³)	Support per Line
1	WESTGATE COMM. LLC dba WEAVTEL	Washington	Westgate Communications LLC	\$232,692	14	\$16,621
2	BEAVER CREEK TIMBRLN	Washington	May, Bott et al.	\$396,126	27	\$14,671
3	SANDWICH ISLES COMM.	Hawaii	Sandwich Isles Communications, Inc.	\$21,818,766	1,709	\$12,771
4	BORDER TO BORDER	Texas	Border to Border Communications, Inc.	\$1,382,160	139	\$9,979
5	ADAK TEL UTILITY	Alaska	Adak Eagle Enterprises, LLC	\$1,787,926	194	\$9,240
6	ALLBAND COMM. COOP.	Michigan	Allband Communications Cooperative	\$267,394	40	\$6,685
7	TERRAL TEL CO	Oklahoma	Terral Telephone Company	\$1,721,598	273	\$6,306
8	ACCIPITER COMM.	Arizona	Accipiter Communications, Inc.	\$1,476,648	235	\$6,284
9	SOUTH PARK TEL. CO.	Colorado	American Broadband Communications et al.	\$920,052	207	\$4,445
10	BEEHIVE TEL CO - UT	Utah	Beehive Telephone Companies	\$4,349,802	993	\$4,380

¹ Holding company name indicates common control/common ownership of carriers.

² Calendar year disbursements include prior period adjustments.

³ The average number of lines in 2007 was calculated by averaging the number of lines at the end of years 2006 and 2007. WESTGATE COMM. LLC dba WEAVTEL filed line count data beginning with year end 2007, so that number was used.

Competitive ETCs in Study Areas with the Highest Support per Line in 2007

Rank	Incumbent ETC	Competitive ETC	Competitive ETC Support ¹	CETC Lines ²	Support per Line ³
3	SANDWICH ISLES COMM.	NPCR, Inc.	\$19,594,308	1,304	\$15,026
		Coral Wireless dba Mobi PCS	\$7,890,117	653	\$12,083
			\$27,484,425	1,957	
7	TERRAL TEL CO	United States Cellular Corporation	\$824,889	133	\$6,202
			\$824,889	133	

¹ Source: USAC data. Federal Communications Commission staff was unable to independently validate these data.

² Federal Communications Commission staff estimates of average annual competitive ETC lines.

³ There are several reasons why the per line support figures here do not match the per line figures in the prior table. Per-line support is often calculated at a level of aggregation below the study area. For example, per line support rates for both Interstate Access and Interstate Common Line Support are calculated separately for residential and multi-line business lines within a study area. If the lines of the incumbent and competitor(s) are allocated differently across classes of lines, per-line support from these funding mechanisms will be unequal at the study-area level. Similarly, High-Cost Model (HCM) Support is calculated for each wire center rather than the study area as a whole. It is likely that the lines of the incumbent and competitor(s) are allocated across wire centers in different proportions, leading to a condition where per-line HCM support is unequal at the study area level. Further, competitive ETCs may not have received support for all 12 months of the year due to eligibility. Also, USAC cannot provide the FCC with prior period adjustments broken down by incumbent LEC study area.

List of Carriers Not Receiving High-Cost Support in 2009

Study Area				Percentage of	Percentage of
Rank	Study Area Name	Competitor Not Receiving High-Cost Support ¹	Wireless	Population Covered	Area Covered
1	WESTGATE COMM. LLC dba WEAVTEL	360NETWORKS (USA) INC. - WA	N		
		BANDWIDTH.COM CLEC, LLC - WA	N		
		CELLCO PARTNERSHIP DBA VERIZON WIRELESS - WA	N		
		CHARTER FIBERLINK WA - CCVII, LLC - WA	N		
		COMPUTERS 5*, INC. DBA LOCALTEL - WA	N		
		LEVEL 3 COMMUNICATIONS, LLC - WA	N		
		MCI WORLDCOM COMMUNICATIONS, INC. - WA	N		
		SPRINT COMMUNICATIONS COMPANY, L.P. - WA	N		
		VERIZON NORTHWEST INC.-WA	N		
		ZAYO BANDWIDTH NORTHWEST, INC.	N		
		Sprint Nextel	Y	* ²	* ²
		T-Mobile	Y	* ²	* ²
		Verizon Wireless	Y	* ²	* ²
		AT&T	Y	* ²	* ²
3	BORDER TO BORDER	AT&T	Y	100	100
		Leap Wireless	Y	18	14
		Pocket Communications	Y	92	83
		Sprint Nextel	Y	95	81
		T-Mobile	Y	86	72
		Verizon Wireless	Y	94	77

List of Carriers Not Receiving High-Cost Support in 2009

Study Area				Percentage of	Percentage of
Rank	Study Area Name	Competitor Not Receiving High-Cost Support ¹	Wireless	Population Covered	Area Covered
4	BEAVER CREEK TIMBRLN	360NETWORKS (USA) INC. - WA	N		
		ADVANCED TELCOM GROUP, INC. - WA	N		
		BANDWIDTH.COM CLEC, LLC - WA	N		
		BROADWING COMMUNICATIONS, LLC - WA	N		
		COMCAST PHONE OF WASHINGTON/OREGON, LLC - WA	N		
		ELECTRIC LIGHTWAVE, LLC DBA INTEGRA TELECOM - WA	N		
		GLOBAL CROSSING LOCAL SERVICES, INC.-WA	N		
		INTEGRA TELECOM OF WASHINGTON, INC. - WA	N		
		INTERNATIONAL TELCOM, LTD. - WA	N		
		LEVEL 3 COMMUNICATIONS, LLC - WA	N		
		MCIMETRO ACCESS TRANSMISSION SERVICES LLC	N		
		PAC - WEST TELECOMM, INC. - WA	N		
		SPRINT COMMUNICATIONS COMPANY, L.P. - WA	N		
		TELEPORT COMMUNICATIONS GROUP - SEATTLE	N		
		TW TELECOM OF WASHINGTON LLC - WA	N		
		VERIZON NORTHWEST INC.-WA	N		
		XO WASHINGTON, INC.	N		
5	SANDWICH ISLES COMM.	COMMPARTNERS, LLC - HI	N		
		HAWAIIAN TELCOM SERVICES COMPANY, INC.	N		
		HAWAIIAN TELCOM, INC. - HI	N		
		MCIMETRO ACCESS TRANSMISSION SERVICES LLC	N		
		PACIFIC LIGHTNET, INC. - HI	N		
		TW TELECOM OF HAWAII L.P. - HI	N		
		AT&T	Y	100	100
		T-Mobile	Y	100	100
Verizon Wireless	Y	100	100		

List of Carriers Not Receiving High-Cost Support in 2009

Study Area		Competitor Not Receiving High-Cost Support ¹	Wireless	Percentage of Population Covered	Percentage of Area Covered
Rank	Study Area Name				
6	ACCIPITER COMM.	360NETWORKS (USA) INC. - AZ	N		
		ALLEGIANCE TELECOM OF ARIZONA, INC.	N		
		AT&T LOCAL	N		
		BANDWIDTH.COM CLEC, LLC - AZ	N		
		CITYNET ARIZONA, LLC - AZ	N		
		COX ARIZONA TELCOM, INC. - AZ	N		
		ELECTRIC LIGHTWAVE, LLC DBA INTEGRA TELECOM - AZ	N		
		ESCHELON TELECOM OF ARIZONA, INC. - AZ	N		
		GILA LOCAL EXCHANGE CARRIER, INC. - AZ	N		
		GLOBAL CROSSING LOCAL SERVICES, INC.-AZ	N		
		GREAT WEST SERVICES, LTD. - ARIZONA	N		
		LEVEL 3 COMMUNICATIONS, LLC - AZ	N		
		MCIMETRO ACCESS TRANSMISSION SERVICES LLC	N		
		MCLEODUSA TELECOMMUNICATIONS SERVICES, INC.- AZ	N		
		MIDVALE TELEPHONE EXCHANGE, INC.	N		
		MOUNTAIN TELECOMMUNICATIONS, INC. - CLEC	N		
		NATIONAL BRANDS, INC. DBA SHARENET COMMS - AZ	N		
		NEUTRAL TANDEM-ARIZONA, LLC - AZ	N		
		NORTH COUNTY COMMUNICATIONS CORP.	N		
		PAC - WEST TELECOMM, INC. - AZ	N		
		QWEST CORPORATION	N		
		SADDLEBACK COMMUNICATIONS COMPANY	N		
		SPRINT COMMUNICATIONS COMPANY, L.P. - AZ	N		
		TELEPORT COMMUNICATIONS GROUP - PHOENIX	N		
		TW TELECOM OF ARIZONA LLC - VA	N		
		XO ARIZONA, INC.	N		
		YMAX COMMUNICATIONS CORP. - AZ	N		
		AT&T	Y	100	99
		Leap Wireless	Y	87	34
		Sprint Nextel	Y	100	98
		T-Mobile	Y	100	100
		Verizon Wireless	Y	100	100

List of Carriers Not Receiving High-Cost Support in 2009

Study Area				Percentage of	Percentage of
Rank	Study Area Name	Competitor Not Receiving High-Cost Support ¹	Wireless	Population Covered	Area Covered
7	ALLBAND COMM. COOP.	AT&T	Y	100	100
		Sprint Nextel	Y	0	2
		Verizon Wireless	Y	25	34
8	TERRAL TEL CO	AT&T	Y	100	100
		Choice Wireless	Y	2	18
		Pioneer Enid	Y	100	100
		Sprint Nextel	Y	100	95
		T-Mobile	Y	95	60
		Verizon Wireless	Y	100	100
9	SOUTH PARK TEL. CO.	Commnet Wireless	Y	100	100
		W. Stephen Cannon Management Trustee (fmr VW-ALLTEL)	Y	100	100
10	S. CENTRAL TEL - OK	AT&T	Y	100	100
		T-Mobile	Y	100	99
		Verizon Wireless	Y	0	3

0 indicates a number greater than 0 but less than 0.5.

¹ For wireless carriers, Tele Atlas Wire Center Premium v12.1 April 2008 was used to determine the study areas for each incumbent ETC. American Roamer[®] was then used to create a list of competing wireless carriers. United States Census data were used to determine the percentages of population and area covered by each wireless carrier. For wireline carriers, the LERG was used to determine the rate centers served by each incumbent ETC. Any other wireline carrier serving those rate centers was added to the list of wireline carriers competing against the incumbent ETC. Because the Commission does not know what portion of the rate center that a wireline serves and because the incumbent ETC study area may not encompass the entire rate center area census data were not used to determine the percentages of population and area covered by the wireline carrier. A list of carriers receiving High-Cost Support was generated using USAC data filed with the FCC. Carriers on the first two lists (the American Roamer-based list and the LERG-based list) USAC data filed with the FCC. Carriers on the first two lists (the American Roamer-based list and the LERG-based list) that were not on the High-Cost Support list are identified here. Because carriers may serve only a portion of a rate center, the list of wireline carriers may be over inclusive. In particular, because very small incumbent LECs may serve only a small portion of a large rate center, the list of wireline carriers (which can be developed only at the rate center level) may be significantly over inclusive in some instances. Also, matching carrier names among the lists is an imperfect art because, for example, carriers often use multiple different names. Although care was used in the matching process, there may be some carriers on this list that receive High-Cost Support. Further, our sources may have omitted other carriers, especially resellers, that compete with the incumbent but do not receive High-Cost Support.

² Tele Atlas Wire Center Premium v12.1 April 2008 does not include wire centers for this incumbent LEC. Staff estimated the carrier's location and determined which wireless carriers served that point. Thus, these percentages could not be calculated.

**Federal Communications Commission Response to
United States House of Representatives
Committee on Energy and Commerce
Universal Service Fund Data Request of June 15, 2010**

**Part 4
Study Areas with the Most Eligible Telecommunications Carriers**

Study Areas with the Most Eligible Telecommunications Carriers in 2009

Rank	Incumbent ETC	State	Holding Company ¹	CETC Count	Support ²	Lines (average ³)	Support per Line
1	ITS-IOWA TELECOM-NO	Iowa	Iowa Telecom	19	\$2,015,634	85,195	\$23.66
2	ITS - IOWA TELECOM	Iowa	Iowa Telecom	17	\$1,675,575	62,390	\$26.86
3	SO CENTRAL BELL-MS	Mississippi	AT&T Inc.	15	\$86,384,008	902,169	\$95.75
4	ITS-IOWA TELECOM-SYS	Iowa	Iowa Telecom	13	\$908,661	55,283	\$16.44
4	QWEST CORP-IA	Iowa	Qwest Communications International, Inc.	13	\$412,269	698,564	\$0.59
4	QWEST CORP-NE	Nebraska	Qwest Communications International, Inc.	13	\$4,637,634	246,850	\$18.79
7	SO CENTRAL BELL-AL	Alabama	AT&T Inc.	12	\$27,081,432	1,317,819	\$20.55
7	TELEPHONE USA OF WI	Wisconsin	CenturyTel, Inc.	12	\$3,982,030	44,065	\$90.37
9	SO CENTRAL BELL-LA	Louisiana	AT&T Inc.	11	\$8,431,944	1,453,478	\$5.80
10	CENTURYTEL-AL-NORTH	Alabama	CenturyTel, Inc.	10	\$8,061,023	98,469	\$81.86
10	CENTURYTEL-AL-SOUTH	Alabama	CenturyTel, Inc.	10	\$7,542,382	109,708	\$68.75
10	CENTURYTEL-MW-KENDAL	Wisconsin	CenturyTel, Inc.	10	\$599,972	60,604	\$9.90
10	CENTURYTEL-MW-WI	Wisconsin	CenturyTel, Inc.	10	\$2,470,208	21,702	\$113.83
10	GTE SW VERIZON-TX	Texas	Verizon Communications Inc.	10	\$16,727,028	1,043,441	\$16.03
10	WINDSTREAM LEXINGTON	Kentucky	Windstream Corporation	10	\$8,643,201	311,108	\$27.78
10	SOUTHWESTERN BELL-KS	Kansas	AT&T Inc.	10	\$603,504	751,571	\$0.80

¹ Holding company name indicates common control/common ownership of carriers.

² Calendar year disbursements include prior period adjustments.

³ The average number of lines in 2009 was calculated by averaging the number of lines at the end of years 2008 and 2009. Because year-end 2009 line counts have not yet been filed with the Commission, the number of lines at the end of 2009 was estimated using a straight-line projection of data from 2004 to 2008.

Competitive ETCs in Study Areas with the Most Eligible Telecommunications Carriers in 2009

Incumbent ETC	Competitive ETC (CETC)	CETC Holding Company	Competitive ETC Support ¹	CETC Lines ²	Support per Line ³
ITS-IOWA TELECOM-NO	Benton/Linn Wireless LLC	Iowa Wireless Services, LLC	\$26,667	2,577	\$10.35
	Brooklyn Mutual Telephone Co.	Brooklyn Mutual Telecommunications Cooperative	\$104	4	\$24.39
	Community Digital Wireless, LLC	Community Internet Service (IA)	\$1,086	28	\$38.46
	East Buchanan Telephone Cooperative	East Buchanan Telephone Cooperative	\$2,776	275	\$10.09
	Farmers Mutual Telephone Company-Harlan	Farmers Mutual Cooperative Telephone Company-Harlan	\$173	5	\$32.40
	Iowa RSA 10	Verizon Communications Inc.	\$38,205	5,647	\$6.77
	Iowa RSA 7	Verizon Communications Inc.	\$9,699	236	\$41.10
	Iowa RSA 8	Verizon Communications Inc.	\$112,725	4,924	\$22.89
	Iowa RSA No. 2 Limited Partnership	Iowa RSA 2 Limited Partnership	\$392	1,114	\$0.35
	Iowa Wireless Services, L.P.	Deutsche Telekom AG	\$9,160	209	\$43.88
	KCTC PCS	Kalona Cooperative Telephone Company	\$803	19	\$43.43
	MAC WIRELESS, LLC	Cascade Communications Company	\$104	5	\$21.97
	Northeast Iowa Telephone Co.	Northeast Iowa Telephone Company	\$710	148	\$4.79
	OMNITEL COMMUNICATIONS, INC.	Farmers Mutual Telephone Company-Nora Springs	\$40,919	948	\$43.15
	RSA 1 Limited Partnership	Telephone and Data Systems, Inc.	\$41,430	2,236	\$18.53
	Sharon Telephone Company	Sharon Telephone Company (IA)	\$379	13	\$28.44
	South Slope Cooperative	South Slope Cooperative Telephone Company, Inc.	\$42,128	2,470	\$17.06
	United States Cellular	Telephone and Data Systems, Inc.	\$1,488,876	88,244	\$16.87
	Western Wireless Corp.	Verizon Communications Inc.	\$7,240	295	\$24.55
			<u>\$1,823,578</u>	<u>109,395</u>	

Competitive ETCs in Study Areas with the Most Eligible Telecommunications Carriers in 2009

Incumbent ETC	Competitive ETC (CETC)	CETC Holding Company	Competitive ETC Support ¹	CETC Lines ²	Support per Line ³
ITS - IOWA TELECOM	Benton/Linn Wireless LLC	Iowa Wireless Services, LLC	\$295	9	\$34.66
	Cedar County PCS, LLC	Clarence Telephone Company, Inc.	\$44	2	\$26.30
	Community Cable Television Company of O'Brien County	Community Digital Wireless, LLC	\$18,673	519	\$36.00
	Community Digital Wireless, LLC	Community Internet Service (IA)	\$1,919	163	\$11.77
	East Buchanan Telephone Cooperative	East Buchanan Telephone Cooperative	\$426	49	\$8.70
	Iowa RSA 10	Verizon Communications Inc.	\$1,935	53	\$36.68
	Iowa RSA 7	Verizon Communications Inc.	\$12,973	379	\$34.27
	Iowa RSA 8	Verizon Communications Inc.	\$48,659	1,327	\$36.68
	Iowa Wireless Services, L.P.	Deutsche Telekom AG	\$3,943	107	\$36.85
	KCTC PCS	Kalona Cooperative Telephone Company	\$271	8	\$35.29
	SEI Wireless LLC	Sharon Telephone Company (IA)	\$4,403	1,248	\$3.53
	Sharon Telephone Company	Sharon Telephone Company (IA)	\$7,277	199	\$36.57
	South Slope Cooperative	South Slope Cooperative Telephone Company, Inc.	\$71,405	1,956	\$36.51
	Southeast Wireless, Inc.	Danville Mutual Telephone Company	\$12,149	991	\$12.26
	United States Cellular	Telephone and Data Systems, Inc.	\$1,446,941	76,388	\$18.94
	WAPSI WIRELESS, LLC	Cascade Communications Company	\$15	2	\$10.23
	Wellman Coop. Telephone Assoc.	Wellman Cooperative Telephone Association	\$8	1	\$7.98
		\$1,631,335	83,397		

Competitive ETCs in Study Areas with the Most Eligible Telecommunications Carriers in 2009

Incumbent ETC	Competitive ETC (CETC)	CETC Holding Company	Competitive ETC Support ¹	CETC Lines ²	Support per Line ³
SO CENTRAL BELL-MS	ALLTEL Communications, Inc.	Verizon Communications Inc.	\$9,225,359	121,928	\$75.66
	CELLULAR SOUTH LICENSE, INC.	Telapex, Inc.	\$46,645,400	620,940	\$75.12
	CENTENNIAL CLAIRBORNE CELLULAR CORP.	AT&T Inc.	\$1,423,521	14,058	\$101.26
	Centennial Cellular Tri-State Operating Partnership - MS	AT&T Inc.	\$770,614	3,809	\$202.30
	Dialog Telecommunications, Inc.	American Broadband Communications et al.	\$75,854	628	\$120.88
	DixieNet Communications	Dixie-Net, Inc.	\$526,668	4,610	\$114.25
	Gulfpines Communications	Fail, Inc.	\$40,694	2,744	\$14.83
	MEGAGATE BROADBAND, INC.	Megagate Broadband, Inc.	\$137,945	6,554	\$21.05
	NPCR, INC.	Sprint Nextel Corporation	\$496,873	8,678	\$57.25
	New Cingular Wireless PCS, LLC	AT&T Inc.	\$66,465,663	1,009,751	\$65.82
	RCC Minnesota, Inc.	Verizon Communications Inc.	\$3,072,092	28,624	\$107.33
	Sprint Spectrum, LP	Sprint Nextel Corporation	\$3,726,979	85,345	\$43.67
	TEC of Jackson, Inc.	Telephone Electronics Corporation	\$99,987	7,945	\$12.59
	Telepak Networks, Inc.	Telapex, Inc.	\$137,908	1,077	\$128.05
	Xfone USA, Inc.	Xfone USA, Inc.	\$91,833	6,702	\$13.70
			\$132,937,389	1,923,390	

Competitive ETCs in Study Areas with the Most Eligible Telecommunications Carriers in 2009

Incumbent ETC	Competitive ETC (CETC)	CETC Holding Company	Competitive ETC Support ¹	CETC Lines ²	Support per Line ³
ITS-IOWA TELECOM-SYS	Brooklyn Mutual Telephone Co.	Brooklyn Mutual Telecommunications Cooperative	\$29	1	\$29.35
	Cedar County PCS, LLC	Clarence Telephone Company, Inc.	\$15	784	\$0.02
	Farmers & Business Men's Telephone Company dba F&B Communications	F&B Communications, Inc.	\$22,426	895	\$25.06
	Guthrie Telecommunications Network, Inc.	Panora Communications Cooperative	\$38,113	665	\$57.33
	Iowa RSA 10	Verizon Communications Inc.	\$910	773	\$1.18
	Iowa RSA 7	Verizon Communications Inc.	\$314,210	6,577	\$47.77
	Iowa RSA 8	Verizon Communications Inc.	\$10,376	1,882	\$5.51
	Iowa Wireless Services, L.P.	Deutsche Telekom AG	\$1,066	78	\$13.68
	NPCR, Inc.	Sprint Nextel Corporation	\$22,159	4,747	\$4.67
	OMNITEL COMMUNICATIONS, INC.	Farmers Mutual Telephone Company-Nora Springs	\$8,755	604	\$14.51
	SEI Wireless LLC	Sharon Telephone Company (IA)	\$1,856	827	\$2.24
	United States Cellular	Telephone and Data Systems, Inc.	\$553,193	51,834	\$10.67
	WAPSI WIRELESS, LLC	Cascade Communications Company	\$11,625	776	\$14.98
		<u>\$984,733</u>	<u>70,442</u>		

Competitive ETCs in Study Areas with the Most Eligible Telecommunications Carriers in 2009

Incumbent ETC	Competitive ETC (CETC)	CETC Holding Company	Competitive ETC Support ¹	CETC Lines ²	Support per Line ³
QWEST CORP-IA	ALTA MUNICIPAL UTILITIES	Alta Municipal Utilities	\$1,598	728	\$2.19
	Algona Municipal Utilities	Algona Municipal Utilities	\$3,322	1,610	\$2.06
	Alltel Communications, LLC	Verizon Communications Inc.	\$103	2,371	\$0.04
	Goldfield Access Network	Goldfield Telephone Company	\$2,278	1,080	\$2.11
	Iowa Wireless Services, L.P.	Deutsche Telekom AG	\$2,113	731	\$2.89
	Laurens Municipal Communications Utility	Laurens Municipal Broadband Communications Utility	\$1,612	693	\$2.33
	Long Lines Wireless, LLC	Long Lines	\$7,725	10,250	\$0.75
	Midwest Wireless Iowa, LLC	Verizon Communications Inc.	\$58,132	37,377	\$1.56
	NPCR, Inc.	Sprint Nextel Corporation	\$22,507	159,030	\$0.14
	Northeast Iowa Telephone Co.	Northeast Iowa Telephone Company	\$543	278	\$1.95
	Osage Municipal Telecommunications Utility	Osage Municipal Utilities	\$3,279	1,326	\$2.47
	United States Cellular	Telephone and Data Systems, Inc.	\$243,747	416,527	\$0.59
	Western Wireless Corp.	Verizon Communications Inc.	\$748	2,744	\$0.27
			<u>\$347,706</u>	<u>634,744</u>	

Competitive ETCs in Study Areas with the Most Eligible Telecommunications Carriers in 2009

Incumbent ETC	Competitive ETC (CETC)	CETC Holding Company	Competitive ETC Support ¹	CETC Lines ²	Support per Line ³
QWEST CORP-NE	Allo Communications, LLC	Allo Communications	\$79,408	2,296	\$34.59
	Alltel Communications of Nebraska, Inc.	Verizon Communications Inc.	\$4,289,360	226,093	\$18.97
	Alltel Communications, LLC	Verizon Communications Inc.	\$14,548	1,935	\$7.52
	HunTel Cablevision dba HunTel Communications	American Broadband Communications et al.	\$87,321	1,500	\$58.22
	Mobius Communications Company, Hemingford	Hemingford Cooperative Telephone Company	\$67,106	781	\$85.90
	Nebraska Tech. & Telecommunications, Inc.	Nebraska Tech. & Telecommunications, Inc.	\$776,417	19,430	\$39.96
	North East Colorado Cellular, Inc.	NE Colorado Cellular, Inc.	\$428,769	11,866	\$36.13
	Northeast Colorado Cellular, Inc.	NE Colorado Cellular, Inc.	\$7	28	\$0.25
	OrbitCom Inc.	OneEighty Networks	\$27,086	2,576	\$10.52
	Pinpoint Communications, Inc.	Pinpoint Holdings, Inc.	\$22,011	1,040	\$21.17
	Three River Communications, LLC	Three River Telco	\$85,068	906	\$93.92
	USCOC of Nebraska/Kansas LLC dba U.S. Cellular	Telephone and Data Systems, Inc.	\$559,281	40,834	\$13.70
	Western Wireless	Verizon Communications Inc.	\$120,250	2,529	\$47.54
			<u>\$6,556,630</u>	<u>311,812</u>	

Competitive ETCs in Study Areas with the Most Eligible Telecommunications Carriers in 2009

Incumbent ETC	Competitive ETC (CETC)	CETC Holding Company	Competitive ETC Support ¹	CETC Lines ²	Support per Line ³
SO CENTRAL BELL-AL	ALLTEL Communications, Inc.	Verizon Communications Inc.	\$1,003,296	124,941	\$8.03
	AT&T Wireless (AL)	AT&T Inc.	\$4,378,413	411,219	\$10.65
	Alltel Communications, LLC	Verizon Communications Inc.	\$35,758	8,074	\$4.43
	Budget Phone, Inc.	Budget Prepay Inc.	\$52,493	5,379	\$9.76
	CELLULAR SOUTH LICENSES, INC. (ALABAMA)	Telapex, Inc.	\$43,330	22,659	\$1.91
	Corr Wireless Communications, LLC	Corr, Inc.	\$315,935	24,876	\$12.70
	HAYNEVILLE FIBER TRANSPORT, INC.	Hayneville Holding Company, Inc.	\$15,275	296	\$51.65
	NPCR, Inc.	Sprint Nextel Corporation	\$206,231	44,433	\$4.64
	Pine Belt Cellular, Inc.	Pine Belt Communications Co. Inc.	\$9,863	582	\$16.95
	RCC Minnesota, Inc.	Verizon Communications Inc.	\$440,590	47,864	\$9.21
	Southern Communications Services, Inc.	Southern Company	\$635,241	59,474	\$10.68
	Sprint Spectrum, LP	Sprint Nextel Corporation	\$1,027,840	250,716	\$4.10
			<u>\$8,164,264</u>	<u>1,000,511</u>	

Competitive ETCs in Study Areas with the Most Eligible Telecommunications Carriers in 2009

Incumbent ETC	Competitive ETC (CETC)	CETC Holding Company	Competitive ETC Support ¹	CETC Lines ²	Support per Line ³
TELEPHONE USA OF WI	ALLTEL Communications, Inc.	Verizon Communications Inc.	\$1,219,663	13,896	\$87.77
	Airadigm Communications Inc.	Airadigm Communications, Inc.	\$2,089	24	\$87.96
	CTC Telcom, Inc.	Chibardun Telephone Cooperative, Inc.	\$463,682	5,737	\$80.83
	Chequamegon Telecommunications Company, Inc.	Chequamegon Communications Cooperative, Inc.	\$144,099	1,861	\$77.44
	Midwest Wireless Wisconsin, LLC	Verizon Communications Inc.	\$546,635	6,055	\$90.28
	NPCR, INC.	Sprint Nextel Corporation	\$3,870	47	\$83.08
	NSIGHTTEL WIRELESS, LLC	Northeast Communications of Wisconsin, Inc.	\$2,195	23	\$94.39
	New Cingular Wireless PCS, LLC (AT&T Mobility)	AT&T Inc.	\$346,685	8,465	\$40.96
	UNITED STATES CELLULAR CORPORATION	Telephone and Data Systems, Inc.	\$338,349	3,738	\$90.53
	WI RSA #1 Limited Partnership	Verizon Communications Inc.	\$398,468	11,457	\$34.78
	Wisconsin RSA #3 Limited Partnership	Verizon Communications Inc.	\$113,032	1,620	\$69.75
	Wisconsin RSA #4 Limited Partnership	Northeast Communications of Wisconsin, Inc.	\$405,551	4,627	\$87.66
			<u>\$3,984,318</u>	<u>57,548</u>	
SO CENTRAL BELL-LA	ALLTEL Communications, Inc.	Verizon Communications Inc.	\$2,620,817	301,835	\$8.68
	CENTENNIAL HAMMOND CELLULAR LLC	AT&T Inc.	\$165,253	13,983	\$11.82
	CENTENNIAL MOREHOUSE CELLULAR LLC	AT&T Inc.	\$45,087	1,845	\$24.43
	Centennial Beauregard Cellular LLC	AT&T Inc.	\$841,377	88,837	\$9.47
	Centennial Caldwell Cellular Corp.	AT&T Inc.	\$281,176	12,859	\$21.87
	Centennial Lafayette Communications LLC	AT&T Inc.	\$13,185	21,154	\$0.62
	Cox Louisiana Telcom LLC	Cox Communications, Inc.	\$36,760	13,827	\$2.66
	Kaplan Telephone Co. dba Pace Communications	Kaplan Telephone Company, Inc.	\$28,045	5,217	\$5.38
	LBH, LLC	Cameron Communications, LLC	\$62,540	1,161	\$53.86
	NEW CINGULAR WIRELESS PCS, LLC	AT&T Inc.	\$834,462	193,942	\$4.30
	Sprint Spectrum, LP	Sprint Nextel Corporation	\$491,920	461,012	\$1.07
			<u>\$5,420,621</u>	<u>1,115,670</u>	

Competitive ETCs in Study Areas with the Most Eligible Telecommunications Carriers in 2009

Incumbent ETC	Competitive ETC (CETC)	CETC Holding Company	Competitive ETC Support ¹	CETC Lines ²	Support per Line ³
CENTURYTEL-AL-NORTH	ALLTEL Communications, Inc.	Verizon Communications Inc.	\$227,609	7,153	\$31.82
	AT&T Wireless (AL)	AT&T Inc.	\$1,516,925	75,099	\$20.20
	Alltel Communications, LLC	Verizon Communications Inc.	\$471	36	\$13.26
	CELLULAR SOUTH LICENSES, INC. (ALABAMA)	Telapex, Inc.	\$14,428	2,155	\$6.70
	Corr Wireless Communications, LLC	Corr, Inc.	\$48,119	808	\$59.53
	NPCR, Inc.	Sprint Nextel Corporation	\$38,869	2,214	\$17.55
	Pine Belt Cellular, Inc.	Pine Belt Communications Co. Inc.	\$4,731	106	\$44.82
	RCC Minnesota, Inc.	Verizon Communications Inc.	\$99,376	3,822	\$26.00
	Southern Communications Services, Inc.	Southern Company	\$363,399	7,607	\$47.77
Sprint Spectrum, LP	Sprint Nextel Corporation	\$260,635	19,089	\$13.65	
			<u>\$2,574,560</u>	<u>118,089</u>	
CENTURYTEL-AL-SOUTH	ALLTEL Communications, Inc.	Verizon Communications Inc.	\$720,689	30,022	\$24.01
	AT&T Wireless (AL)	AT&T Inc.	\$48,667	4,380	\$11.11
	Alltel Communications, LLC	Verizon Communications Inc.	\$638,850	78,731	\$8.11
	CELLULAR SOUTH LICENSES, INC. (ALABAMA)	Telapex, Inc.	\$32	4	\$8.54
	Corr Wireless Communications, LLC	Corr, Inc.	\$23,855	731	\$32.65
	HAYNEVILLE FIBER TRANSPORT, INC.	Hayneville Holding Company, Inc.	\$49,172	2,865	\$17.16
	NPCR, Inc.	Sprint Nextel Corporation	\$212,753	9,543	\$22.29
	RCC Minnesota, Inc.	Verizon Communications Inc.	\$488,402	30,515	\$16.01
	Southern Communications Services, Inc.	Southern Company	\$304,301	13,964	\$21.79
Sprint Spectrum, LP	Sprint Nextel Corporation	\$54,222	9,948	\$5.45	
			<u>\$2,540,942</u>	<u>180,702</u>	

Competitive ETCs in Study Areas with the Most Eligible Telecommunications Carriers in 2009

Incumbent ETC	Competitive ETC (CETC)	CETC Holding Company	Competitive ETC Support ¹	CETC Lines ²	Support per Line ³
CENTURYTEL-MW-KENDAL	ALLTEL Communications, Inc.	Verizon Communications Inc.	\$315,809	13,677	\$23.09
	Airadigm Communications Inc.	Airadigm Communications, Inc.	\$1,749	75	\$23.31
	BAYLAND COMMUNICATIONS, INC.	Northeast Communications of Wisconsin, Inc.	\$11,423	1,896	\$6.03
	CTC Telcom, Inc.	Chibardun Telephone Cooperative, Inc.	\$2,174	152	\$14.35
	NPCR, INC.	Sprint Nextel Corporation	\$2,386	309	\$7.73
	NSIGHTTEL WIRELESS, LLC	Northeast Communications of Wisconsin, Inc.	\$79	4	\$21.15
	New Cingular Wireless PCS, LLC (AT&T Mobility)	AT&T Inc.	\$162,651	18,216	\$8.93
	UNITED STATES CELLULAR CORPORATION	Telephone and Data Systems, Inc.	\$352,016	17,580	\$20.02
	WI RSA #7 Limited Partnership	Verizon Communications Inc.	\$43,993	4,859	\$9.05
Wisconsin RSA #4 Limited Partnership	Northeast Communications of Wisconsin, Inc.	\$273,872	13,617	\$20.11	
			<u>\$1,166,153</u>	<u>70,383</u>	
CENTURYTEL-MW-WI	ALLTEL Communications, Inc.	Verizon Communications Inc.	\$995,364	2,147	\$463.52
	Airadigm Communications Inc.	Airadigm Communications, Inc.	\$7,485	73	\$103.01
	NPCR, INC.	Sprint Nextel Corporation	\$4,223	19	\$222.26
	NSIGHTTEL WIRELESS, LLC	Northeast Communications of Wisconsin, Inc.	\$18,468	94	\$196.99
	New Cingular Wireless PCS, LLC (AT&T Mobility)	AT&T Inc.	\$227,658	835	\$272.81
	UNITED STATES CELLULAR CORPORATION	Telephone and Data Systems, Inc.	\$1,031,572	6,236	\$165.42
	WI RSA #1 Limited Partnership	Verizon Communications Inc.	\$81,048	2,996	\$27.05
	WI RSA #7 Limited Partnership	Verizon Communications Inc.	\$81,155	2,573	\$31.54
	Wisconsin RSA #3 Limited Partnership	Verizon Communications Inc.	\$235,455	239	\$984.83
	Wisconsin RSA #4 Limited Partnership	Northeast Communications of Wisconsin, Inc.	\$618,939	8,213	\$75.36
			<u>\$3,301,367</u>	<u>23,424</u>	

Competitive ETCs in Study Areas with the Most Eligible Telecommunications Carriers in 2009

Incumbent ETC	Competitive ETC (CETC)	CETC Holding Company	Competitive ETC Support ¹	CETC Lines ²	Support per Line ³
GTE SW VERIZON-TX	Alltel Communications, Inc.	Verizon Communications Inc.	\$1,535,767	56,715	\$27.08
	CGKC&H #1 L. P. Five Star Wireless	CT Cube LP dba West Cenral Wireless	\$112,051	2,268	\$49.41
	<small>CGKC&H #2 RURAL LIMITED PARTNERSHIP DBA WEST CENTRAL WIRELESS</small>	Central Texas Telephone Cooperative, Inc.	\$351,614	5,219	\$67.38
	CT CUBE LP	Central Texas Telephone Cooperative, Inc.	\$362,380	3,328	\$108.89
	Cutter Communications Inc dba GCEC Technologies	Cutter Communications, Inc.	\$20,361	2,562	\$7.95
	DialToneServices, L.P.	DialToneServices, L.P.	\$17,687	162	\$109.01
	Dobson Cellular Systems, Inc. (TX)	AT&T Inc.	\$1,727,370	62,225	\$27.76
	Sprint Spectrum, LP	Sprint Nextel Corporation	\$3,625,272	457,581	\$7.92
	VTX Telecom, LP	VTX Telecom, LP	\$32,878	306	\$107.36
	Western Wireless	Verizon Communications Inc.	\$972,635	37,157	\$26.18
		<u>\$8,758,015</u>	<u>627,523</u>		
WINDSTREAM LEXINGTON	American Cellular Corp.	AT&T Inc.	\$757,378	39,477	\$19.19
	BLUEGRASS CELLULAR	Brandenburg Cellular Corporation	\$1,723,010	63,047	\$27.33
	Cinergy Communications Company	Q-Comm Corporation	\$6,343	1,652	\$3.84
	Cumberland Cellular, Inc.	Duo County Telephone Cooperative Inc.	\$16,925	456	\$37.15
	East Kentucky Network, LLC dba Appalachian Wireless	East Kentucky Network, LLC	\$266,520	7,886	\$33.80
	NPCR, INC.	Sprint Nextel Corporation	\$605,429	73,904	\$8.19
	North Central Communications	North Central Telephone Cooperative, Inc.	\$81,285	1,634	\$49.75
	South Central Telcom LLC	South Central Rural Telephone Cooperative Corporation	\$14,523	3,669	\$3.96
	Southeast Telephone, Inc.	SouthEast Telephone, Inc.	\$150,533	2,963	\$50.81
	West Virginia PCS Alliance dba NTELOS	NTELOS, Inc.	\$64,069	3,709	\$17.28
		<u>\$3,686,015</u>	<u>198,395</u>		

Competitive ETCs in Study Areas with the Most Eligible Telecommunications Carriers in 2009

Incumbent ETC	Competitive ETC (CETC)	CETC Holding Company	Competitive ETC Support ¹	CETC Lines ²	Support per Line ³
SOUTHWESTERN BELL-KS	ALLTEL Communications (Wireless KS)	Verizon Communications Inc.	\$617,544	266,038	\$2.32
	Cellular Network Partnership dba Pioneer Cellular	Cellular Network Partnership	\$23	757	\$0.03
	Epic Touch Company	Epic Touch Company	\$116	19	\$6.12
	NEX-TECH WIRELESS, LLC	Rural Telephone Service Company, Inc.	\$53,150	16,961	\$3.13
	Nex-Tech, Inc.	Rural Telephone Service Company, Inc.	\$30,998	11,617	\$2.67
	RCC Minnesota, Inc.	Verizon Communications Inc.	\$6,338	13,176	\$0.48
	Sprint Spectrum LP / Phillieco LP (dba Sprint PCS)	Sprint Nextel Corporation	\$9,710	275,346	\$0.04
	UNITED WIRELESS COMMUNICATION INC.	United Telephone Association, Inc.	\$7,660	5,862	\$1.31
	USCOC of Nebraska/Kansas LLC	Telephone and Data Systems, Inc.	\$68,112	37,363	\$1.82
	Westlink Communications, LLC	Pioneer Telephone Association, Inc.	\$628	4,139	\$0.15
			\$794,280	631,277	

¹ Source: USAC data. Although USAC provides the FCC Competitive ETC payments broken down by Incumbent LEC study area, USAC cannot do that for prior period adjustments. Therefore unlike the prior table, these figures are unadjusted disbursements for the calendar year, which are based on projections.

² USAC provides the FCC with the number of competitive ETC lines in each incumbent LEC study area on a monthly basis. Because competitive ETCs may not receive funds for all months of the year, the reported figure is the average number of lines for those months in which the carrier received support in that incumbent LEC study area.

³ There are several reasons why the per line support figures here do not match the per line figures in the prior table. Per-line support is often calculated at a level of aggregation below the study area. For example, per line support rates for both Interstate Access and Interstate Common Line Support are calculated separately for residential and multi-line business lines within a study area. If the lines of the incumbent and competitor(s) are allocated differently across classes of lines, per-line support from these funding mechanisms will be unequal at the study-area level. Similarly, High-Cost Model (HCM) Support is calculated for each wire center rather than the study area as a whole. It is likely that the lines of the incumbent and competitor(s) are allocated across wire centers in different proportions, leading to a condition where per-line HCM support is unequal at the study area level. Further, competitive ETCs may not have received support for all 12 months of the year due to eligibility. Also, see footnote 1.

Study Areas with the Most Eligible Telecommunications Carriers in 2008

Rank	Incumbent ETC	State	Holding Company ¹	CETC Count	Support ²	Lines (average ³)	Support per Line
1	ITS-IOWA TELECOM-NO	Iowa	Iowa Telecom	29	\$1,964,973	91,930	\$21.37
2	ITS-IOWA TELECOM-SYS	Iowa	Iowa Telecom	24	\$896,571	60,862	\$14.73
3	ITS - IOWA TELECOM	Iowa	Iowa Telecom	20	\$1,649,994	67,636	\$24.40
4	SO CENTRAL BELL-MS	Mississippi	AT&T Inc.	17	\$92,435,585	998,934	\$92.53
5	QWEST CORP-NE	Nebraska	Qwest Communications International, Inc.	13	\$4,644,936	275,941	\$16.83
5	SO CENTRAL BELL-AL	Alabama	AT&T Inc.	13	\$32,105,808	1,481,443	\$21.67
7	VERIZON W VA INC.	West Virginia	Verizon Communications Inc.	12	\$28,027,053	679,638	\$41.24
8	CENTURYTEL-AL-SOUTH	Alabama	CenturyTel, Inc.	11	\$7,334,961	121,501	\$60.37
9	CENTURYTEL-AL-NORTH	Alabama	CenturyTel, Inc.	10	\$9,784,623	104,328	\$93.79
9	KALONA COOP TEL CO	Iowa	Kalona Cooperative Telephone Company	10	\$721,098	1,958	\$368.28
9	KY ALLTEL-LEXINGTON	Kentucky	Windstream Corporation	10	\$8,534,016	338,144	\$25.24
9	TELEPHONE USA OF WI	Wisconsin	CenturyTel, Inc.	10	\$4,956,630	47,078	\$105.29

¹ Holding company name indicates common control/common ownership of carriers.

² Calendar year disbursements include prior period adjustments.

³ The average number of lines in 2008 was calculated by averaging the number of lines at the end of years 2007 and 2008.

Competitive ETCs in Study Areas with the Most Eligible Telecommunications Carriers in 2008

Incumbent ETC	Competitive ETC	Competitive ETC Support ¹	CETC Lines ²	Support per Line ³
ITS-IOWA TELECOM-NO	Benton/Linn Wireless LLC	\$30,462	2,204	\$13.82
	Cedar County PCS, LLC	\$40	1	\$40.00
	Cedar-Wapsie Communications, Inc.	\$0	4	\$0.00
	Community Cable Television Company of O'Brien County	\$0	1,197	\$0.00
	Community Digital Wireless, LLC	\$1,128	73	\$15.45
	Coon Creek Telecommunications Corp.	\$0	1,624	\$0.00
	Cooperative Telephone Co.	\$10	9	\$1.06
	FMTC Wireless	\$0	271	\$0.00
	Farmers Mutual Telephone Company-Harlan	\$220	6	\$36.58
	Huxley Communications Cooperative	\$0	573	\$0.00
	Iowa RSA 10	\$39,546	4,844	\$8.16
	Iowa RSA 7	\$4,094	76	\$53.87
	Iowa RSA 8	\$95,405	4,059	\$23.50
	Iowa RSA No. 2 Limited Partnership	\$494	1,191	\$0.41
	Iowa Wireless Services, L.P.	\$11,092	208	\$53.32
	KCTC PCS	\$663	10	\$66.30
	MAC Wireless, LLC	\$109	4	\$27.13
Midwest Wireless Iowa, LLC	\$0	13,847	\$0.00	

Competitive ETCs in Study Areas with the Most Eligible Telecommunications Carriers in 2008

Incumbent ETC	Competitive ETC	Competitive ETC Support ¹	CETC Lines ²	Support per Line ³
	Northeast Iowa Telephone Co.	\$1,779	176	\$10.11
	Omnitel Communications, Inc.	\$49,150	953	\$51.57
	RSA 1 Limited Partnership	\$47,837	2,531	\$18.90
	Rolling Hills Communications, Inc.	\$0	11	\$0.00
	Sharon Telephone Company	\$425	12	\$35.38
	South Slope Cooperative	\$54,175	2,629	\$20.61
	United States Cellular	\$2,431,435	83,490	\$29.12
	Wellman Coop. Telephone Assoc.	(\$452)	44	(\$10.26)
	Western Wireless Corp.	\$19,637	569	\$34.51
	Winnebago Cooperative Telephone Association	\$0	1,664	\$0.00
	Winnebago Cooperative Telephone Association	\$0	179	\$0.00
		\$2,787,245	122,459	

Competitive ETCs in Study Areas with the Most Eligible Telecommunications Carriers in 2008

Incumbent ETC	Competitive ETC	Competitive ETC Support ¹	CETC Lines ²	Support per Line ³
ITS-IOWA TELECOM-SYS	Benton/Linn Wireless LLC	\$0	3	\$0.00
	Cedar County PCS, LLC	\$1,583	748	\$2.12
	Cedar-Wapsie Communications, Inc.	\$0	94	\$0.00
	Community Digital Wireless, LLC	(\$32)	122	(\$0.26)
	FMTC Wireless	\$0	113	\$0.00
	Farmers & Business Men's Telephone Company dba F&B Communications	\$28,387	932	\$30.46
	Farmers Mutual Telephone Company-Harlan	\$396	1,565	\$0.25
	Grundy Center Municipal Utilities	\$0	1,052	\$0.00
	Guthrie Telecommunications Network, Inc.	\$47,561	702	\$67.75
	Iowa RSA 10	\$0	349	\$0.00
	Iowa RSA 7	\$358,890	6,113	\$58.71
	Iowa RSA 8	\$5,547	96	\$57.78
	Iowa Wireless Services, L.P.	\$637	21	\$30.31
	MAC Wireless, LLC	\$0	15	\$0.00
	Marne and Elk Horn Telephone Co.	\$0	127	\$0.00
	Midwest Wireless Iowa, LLC	\$0	2,058	\$0.00
Mill Valley Wireless	\$0	394	\$0.00	

Competitive ETCs in Study Areas with the Most Eligible Telecommunications Carriers in 2008

Incumbent ETC	Competitive ETC	Competitive ETC Support ¹	CETC Lines ²	Support per Line ³
	NPCR, Inc.	\$10,488	4,813	\$2.18
	Olin Telephone Co., Inc.	\$0	6	\$0.00
	Omnitel Communications, Inc.	\$10,370	641	\$16.18
	SEI Wireless LLC	\$700	725	\$0.96
	United States Cellular	\$920,852	49,244	\$18.70
	Wapsi Wireless, LLC	\$15,849	790	\$20.06
	Wellman Coop. Telephone Assoc.	\$0	1	\$0.00
		\$1,401,226	70,724	

Competitive ETCs in Study Areas with the Most Eligible Telecommunications Carriers in 2008

Incumbent ETC	Competitive ETC	Competitive ETC Support ¹	CETC Lines ²	Support per Line ³
ITS - IOWA TELECOM	Benton/Linn Wireless LLC	(\$4)	9	(\$0.39)
	Cedar County PCS, LLC	\$264	5	\$52.80
	Cedar-Wapsie Communications, Inc.	\$0	9	\$0.00
	Community Cable Television Company of O'Brien County	(\$2,434)	550	(\$4.43)
	Community Digital Wireless, LLC	\$2,277	154	\$14.79
	FMTC Wireless	\$0	20	\$0.00
	Iowa RSA 10	\$2,604	51	\$51.05
	Iowa RSA 7	\$13,327	300	\$44.42
	Iowa RSA 8	\$40,797	1,050	\$38.85
	Iowa RSA No. 2 Limited Partnership	\$0	1,437	\$0.00
	Iowa Wireless Services, L.P.	\$3,566	107	\$33.32
	KCTC PCS	\$178	8	\$22.19
	Louisa Communications	\$0	781	\$0.00
	Midwest Wireless Iowa, LLC	\$0	4,751	\$0.00
	RSA 1 Limited Partnership	\$0	46	\$0.00
	SEI Wireless LLC	\$2,566	1,184	\$2.17
	Sharon Telephone Company	\$10,924	412	\$26.51
	South Slope Cooperative	\$89,423	2,039	\$43.86
	Southeast Wireless, Inc.	\$19,239	1,371	\$14.03
	United States Cellular	\$2,354,207	71,833	\$32.77
		\$2,536,932	86,117	

Competitive ETCs in Study Areas with the Most Eligible Telecommunications Carriers in 2008

Incumbent ETC	Competitive ETC	Competitive ETC Support ¹	CETC Lines ²	Support per Line ³
SO CENTRAL BELL-MS	ALLTEL Communications, Inc.	\$9,337,740	119,883	\$77.89
	Cellular South License, Inc.	\$45,602,018	562,302	\$81.10
	Cellular South Licenses, Inc. (Alabama)	\$0	2	\$0.00
	Centennial Cellular Tri-State Operating Partnership - MS	\$848,312	3,801	\$223.18
	Centennial Clairborne Cellular Corp.	\$1,629,714	14,578	\$111.79
	CommuniGroup of Jackson, Inc.	\$110,126	5,991	\$18.38
	Dialog Telecommunications, Inc.	\$80,177	656	\$122.22
	DixieNet Communications	\$539,760	4,435	\$121.70
	Gulfpines Communications	\$24,004	2,886	\$8.32
	Megagate Broadband, Inc.	\$115,238	6,307	\$18.27
	NPCR, Inc.	\$727,182	13,759	\$52.85
	New Cingular Wireless PCS, LLC	\$68,169,067	844,860	\$80.69
	RCC Minnesota, Inc.	\$2,956,929	27,478	\$107.61
	Southern Communications Services, Inc.	\$0	5,782	\$0.00
	Sprint Spectrum, LP	\$4,402,144	99,773	\$44.12
	Telepak Networks, Inc.	\$98,308	978	\$100.52
WS Telecom, Inc.	\$88,930	11,749	\$7.57	
		\$134,729,645	1,725,220	

Competitive ETCs in Study Areas with the Most Eligible Telecommunications Carriers in 2008

Incumbent ETC	Competitive ETC	Competitive ETC Support ¹	CETC Lines ²	Support per Line ³
QWEST CORP-NE	Allo Communications, LLC	\$75,044	2,287	\$32.81
	Alltel Communications of Nebraska, Inc.	\$4,839,830	219,617	\$22.04
	Budget Phone, Inc.	\$0	45	\$0.00
	HunTel Cablevision dba HunTel Communications	\$88,333	1,367	\$64.62
	Mobius Communications Company, Hemingford	\$56,446	544	\$103.76
	NPCR, Inc.	\$0	0	\$0.00
	Nebraska Tech. & Telecommunications, Inc.	\$730,817	21,834	\$33.47
	North East Colorado Cellular, Inc.	\$337,768	8,760	\$38.56
	OrbitCom Inc.	\$33,621	1,953	\$17.21
	Pinpoint Communications, Inc.	\$25,555	1,132	\$22.57
	Three River Communications, LLC	\$98,828	922	\$107.19
	USCOC of Nebraska/Kansas LLC dba U.S. Cellular	\$571,322	37,316	\$15.31
	Western Wireless Corp.	\$0	0	\$0.00
		<u>\$6,857,565</u>	<u>295,777</u>	
SO CENTRAL BELL-AL	ALLTEL Communications, Inc.	\$1,888,002	119,289	\$15.83
	AT&T Wireless (AL)	\$280,480	340,227	\$0.82
	Budget Phone, Inc.	\$65,704	4,155	\$15.81
	Cellular South Licenses, Inc. (Alabama)	\$84,257	20,674	\$4.08
	Corr Wireless Communications, LLC	\$529,309	22,794	\$23.22
	Farmers Cellular Telephone, Inc.	(\$48)	12,790	(\$0.00)
	Hayneville Fiber Transport, Inc.	\$29,839	255	\$117.02
	NPCR, Inc.	\$437,828	62,367	\$7.02
	Pine Belt Cellular, Inc.	\$12,193	517	\$23.58
	Public Service Cellular, Inc.	\$0	0	\$0.00

Competitive ETCs in Study Areas with the Most Eligible Telecommunications Carriers in 2008

Incumbent ETC	Competitive ETC	Competitive ETC Support ¹	CETC Lines ²	Support per Line ³
	RCC Minnesota, Inc.	\$668,947	16,149	\$41.42
	Southern Communications Services, Inc.	\$479,974	55,054	\$8.72
	Sprint Spectrum, LP	\$1,394,571	272,067	\$5.13
		\$5,871,057	926,338	
VERIZON W VA INC.	ALLTEL Communications, Inc.	\$2,803,214	98,775	\$28.38
	American Cellular Corporation	\$498,081	35,314	\$14.10
	Easterbrooke Cellular Corporation	\$1,026,895	11,872	\$86.50
	FiberNet, LLC	\$953,032	78,016	\$12.22
	Gateway Telecom LLC, dba Stratus Wave Communications	\$14,062	2,390	\$5.88
	Highland Cellular, Inc.	\$1,819,725	27,007	\$67.38
	Key Communications, LLC	\$0	0	\$0.00
	NPCR, Inc.	\$0	9,767	\$0.00
	Sprint Spectrum, LP	\$1,655,527	95,341	\$17.36
	United States Cellular Corporation	\$0	0	\$0.00
	United States Cellular Corporation	\$2,588,301	126,447	\$20.47
	West Virginia PCS Alliance	\$955,484	54,240	\$17.62
		\$12,314,320	539,169	

Competitive ETCs in Study Areas with the Most Eligible Telecommunications Carriers in 2008

Incumbent ETC	Competitive ETC	Competitive ETC Support ¹	CETC Lines ²	Support per Line ³
CENTURYTEL-AL-SOUTH	ALLTEL Communications, Inc.	\$3,668,456	72,796	\$50.39
	AT&T Wireless (AL)	\$5,919	3,876	\$1.53
	Budget Phone, Inc.	\$0	1,323	\$0.00
	Cellular South Licenses, Inc. (Alabama)	\$40	5	\$8.00
	Corr Wireless Communications, LLC	\$37,713	778	\$48.47
	Hayneville Fiber Transport, Inc.	\$102,707	2,891	\$35.53
	NPCR, Inc.	\$271,454	12,218	\$22.22
	Public Service Cellular, Inc.	\$0	0	\$0.00
	RCC Minnesota, Inc.	\$721,465	15,204	\$47.45
	Southern Communications Services, Inc.	\$48,769	11,211	\$4.35
	Sprint Spectrum, LP	\$82,242	9,925	\$8.29
		\$4,938,765	130,227	

Competitive ETCs in Study Areas with the Most Eligible Telecommunications Carriers in 2008

Incumbent ETC	Competitive ETC	Competitive ETC Support ¹	CETC Lines ²	Support per Line ³
CENTURYTEL-AL-NORTH	ALLTEL Communications, Inc.	\$408,961	6,406	\$63.84
	AT&T Wireless (AL)	\$116,771	63,809	\$1.83
	Cellular South Licenses, Inc. (Alabama)	\$36,043	1,940	\$18.58
	Corr Wireless Communications, LLC	\$69,560	1,991	\$34.94
	NPCR, Inc.	\$85,748	3,042	\$28.19
	Pine Belt Cellular, Inc.	\$11,828	148	\$79.92
	Public Service Cellular, Inc.	\$0	0	\$0.00
	RCC Minnesota, Inc.	\$164,895	1,317	\$125.20
	Southern Communications Services, Inc.	\$70,086	5,295	\$13.24
	Sprint Spectrum, LP	\$413,321	19,788	\$20.89
		\$1,377,212	103,736	
KALONA COOP TEL CO	Benton/Linn Wireless LLC	\$58	1	\$57.66
	Cedar County PCS, LLC	\$58	1	\$57.66
	Iowa Wireless Services, L.P.	\$505	2	\$252.42
	KCTC PCS	\$227,734	724	\$314.55
	Mill Valley Wireless	\$180	1	\$180.00
	NPCR, Inc.	\$29,775	108	\$275.69
	Sharon Telephone Company	\$16,967	56	\$302.97
	Southeast Wireless, Inc.	(\$2,241)	4	(\$560.32)
	United States Cellular	\$408,276	1,463	\$279.07
	Wellman Coop. Telephone Assoc.	\$19,569	12	\$1,630.78
		\$700,880	2,372	

Competitive ETCs in Study Areas with the Most Eligible Telecommunications Carriers in 2008

Incumbent ETC	Competitive ETC	Competitive ETC Support ¹	CETC Lines ²	Support per Line ³
KY ALLTEL-LEXINGTON	American Cellular Corp.	\$541,464	38,565	\$14.04
	Bluegrass Cellular	\$1,913,993	58,973	\$32.46
	East Kentucky Network, LLC dba Appalachian Wireless	\$296,173	7,007	\$42.27
	Key Communications, LLC	\$0	0	\$0.00
	NPCR, Inc.	\$646,169	54,337	\$11.89
	North Central Communications	\$98,157	1,678	\$58.50
	South Central Telcom LLC	\$6,067	3,011	\$2.01
	Southeast Telephone, Inc.	\$209,035	3,838	\$54.46
	Sprint Spectrum, L.P. (KY)	\$0	49,226	\$0.00
	West Virginia PCS Alliance dba NTELOS	\$67,896	3,585	\$18.94
		\$3,778,954	220,220	

Competitive ETCs in Study Areas with the Most Eligible Telecommunications Carriers in 2008

Incumbent ETC	Competitive ETC	Competitive ETC Support ¹	CETC Lines ²	Support per Line ³
TELEPHONE USA OF WI	ALLTEL Communications, Inc.	\$1,664,047	18,863	\$88.22
	Airadigm Communications Inc.	\$2,187	25	\$87.48
	American Cellular Corp. (WI)	\$991,740	11,642	\$85.19
	CTC Telcom, Inc.	\$468,017	6,213	\$75.33
	Chequamegon Telecommunications Company, Inc.	\$56,770	1,959	\$28.98
	Midwest Wireless Wisconsin, LLC	\$393,605	4,492	\$87.62
	NPCR, Inc.	\$6,135	80	\$76.69
	Nsighttel Wireless, LLC	\$879	14	\$62.77
	United States Cellular Corporation	\$302,592	3,540	\$85.48
	Wisconsin RSA #4 Limited Partnership	\$24,545	4,249	\$5.78
		\$3,910,517	51,077	

¹ Source: USAC data. Federal Communications Commission staff was unable to independently validate these data.

² Federal Communications Commission staff estimates of average annual competitive ETC lines.

³ There are several reasons why the per line support figures here do not match the per line figures in the prior table. Per-line support is often calculated at a level of aggregation below the study area. For example, per line support rates for both Interstate Access and Interstate Common Line Support are calculated separately for residential and multi-line business lines within a study area. If the lines of the incumbent and competitor(s) are allocated differently across classes of lines, per-line support from these funding mechanisms will be unequal at the study-area level. Similarly, High-Cost Model (HCM) Support is calculated for each wire center rather than the study area as a whole. It is likely that the lines of the incumbent and competitor(s) are allocated across wire centers in different proportions, leading to a condition where per-line HCM support is unequal at the study area level. Further, competitive ETCs may not have received support for all 12 months of the year due to eligibility. Also, USAC cannot provide the FCC with prior period adjustments broken down by incumbent LEC study area.

Study Areas with the Most Eligible Telecommunications Carriers in 2007

Rank	Incumbent ETC	State	Holding Company ¹	CETC Count	Support ²	Lines (average ³)	Support per Line
1	ITS-IOWA TELECOM-NO	Iowa	Iowa Telecom	31	\$2,016,135	97,789	\$20.62
2	ITS-IOWA TELECOM-SYS	Iowa	Iowa Telecom	30	\$963,915	63,609	\$15.15
3	ITS - IOWA TELECOM	Iowa	Iowa Telecom	22	\$1,726,290	71,173	\$24.26
4	SO CENTRAL BELL-MS	Mississippi	AT&T Inc.	17	\$99,667,863	1,066,330	\$93.47
5	SO CENTRAL BELL-AL	Alabama	AT&T Inc.	13	\$33,521,839	1,570,818	\$21.34
6	QWEST CORP-NE	Nebraska	Qwest Communications International, Inc.	12	\$4,882,529	300,906	\$16.23
7	KY ALLTEL-LEXINGTON	Kentucky	Windstream Corporation	11	\$9,105,681	359,052	\$25.36
7	VERIZON W VA INC.	West Virginia	Verizon Communications Inc.	11	\$29,299,287	718,233	\$40.79
9	CENTURYTEL-AL-NORTH	Alabama	CenturyTel, Inc.	10	\$10,180,579	109,712	\$92.79
9	CENTURYTEL-AL-SOUTH	Alabama	CenturyTel, Inc.	10	\$7,878,734	130,439	\$60.40
9	QWEST CORP-IA	Iowa	Qwest Communications International, Inc.	10	\$441,159	831,324	\$0.53
9	TELEPHONE USA OF WI	Wisconsin	CenturyTel, Inc.	10	\$5,109,912	49,477	\$103.28

¹ Holding company name indicates common control/common ownership of carriers.

² Calendar year disbursements include prior period adjustments.

³ The average number of lines in 2007 was calculated by averaging the number of lines at the end of years 2006 and 2007.

Competitive ETCs in Study Areas with the Most Eligible Telecommunications Carriers in 2007

Incumbent ETC	Competitive ETC	Competitive ETC Support ¹	CETC Lines ²	Support per Line ³
ITS-IOWA TELECOM-NO	Benton/Linn Wireless LLC	\$29,485	2,092	\$14.09
	Brooklyn Mutual Telephone Co.	\$506	170	\$2.98
	Cedar-Wapsie Communications, Inc.	\$0	2	\$0.00
	Community Cable Television Company of O'Brien County	\$0	1,189	\$0.00
	Community Digital Wireless, LLC	(\$212)	90	(\$2.35)
	Coon Creek Telecommunications Corp.	\$0	1,831	\$0.00
	Cooperative Telephone Co.	(\$6,356)	10	(\$635.57)
	D-C Communications	\$0	2	\$0.00
	FMTC Wireless	\$0	167	\$0.00
	Farmers Mutual Telephone Company-Harlan	\$435	7	\$62.14
	Hardin County Wireless	\$0	8	\$0.00
	Iowa RSA 10	\$35,594	4,414	\$8.06
	Iowa RSA 7	\$3,593	66	\$54.44
	Iowa RSA 8	\$96,901	3,668	\$26.42
	Iowa RSA No. 2 Limited Partnership	\$1,064	1,192	\$0.89
	Iowa Wireless Services, L.P.	\$11,110	208	\$53.41
	KCTC PCS	\$348	250	\$1.39
	MAC Wireless, LLC	\$191	6	\$31.75
	Ogden Telephone Company	\$0	1	\$0.00
	Omnitel Communications, Inc.	\$42,001	1,004	\$41.83
RSA 1 Limited Partnership	\$53,864	2,821	\$19.09	
Reinbeck Municipal Telecommunications Utility	\$0	593	\$0.00	

Competitive ETCs in Study Areas with the Most Eligible Telecommunications Carriers in 2007

Incumbent ETC	Competitive ETC	Competitive ETC Support ¹	CETC Lines ²	Support per Line ³
	SEI Wireless LLC	(\$245)	2	(\$122.49)
	Sharon Telephone Company	\$531	11	\$48.27
	South Slope Cooperative	\$43,026	2,712	\$15.87
	Southeast Wireless, Inc.	\$0	2	\$0.00
	United States Cellular	\$0	79,549	\$0.00
	Wapsi Wireless, LLC	\$53	4	\$13.13
	Wellman Coop. Telephone Assoc.	(\$2,872)	70	(\$41.02)
	Western Wireless Corp.	\$19,456	629	\$30.93
	Winnebago Cooperative Telephone Association	\$0	31	\$0.00
		\$328,473	102,801	

Competitive ETCs in Study Areas with the Most Eligible Telecommunications Carriers in 2007

Incumbent ETC	Competitive ETC	Competitive ETC Support ¹	CETC Lines ²	Support per Line ³
ITS-IOWA TELECOM-SYS	Benton/Linn Wireless LLC	(\$251)	2	(\$125.74)
	Brooklyn Mutual Telephone Co.	\$132	3	\$44.00
	Cedar-Wapsie Communications, Inc.	\$0	19	\$0.00
	Community Digital Wireless, LLC	(\$6,572)	107	(\$61.42)
	Dumont Wireless	\$0	42	\$0.00
	FMTC Wireless	\$0	75	\$0.00
	Farmers & Business Men`s Telephone Company dba F&B Communications	\$18,801	971	\$19.36
	Farmers Mutual Telephone Company-Harlan	(\$235)	1,626	(\$0.14)
	Grundy Center Municipal Utilities	\$0	1,065	\$0.00
	Guthrie Telecommunications Network, Inc.	\$53,689	747	\$71.87
	Hardin County Wireless	\$0	1	\$0.00
	Harlan Municipal Utilities	\$0	1,163	\$0.00
	Iowa RSA 10	\$0	284	\$0.00
	Iowa RSA 7	\$315,903	5,596	\$56.45
	Iowa RSA 8	\$11,175	85	\$131.47
Iowa RSA No. 2 Limited Partnership	\$0	4	\$0.00	
Iowa Wireless Services, L.P.	\$2,206	249	\$8.86	

Competitive ETCs in Study Areas with the Most Eligible Telecommunications Carriers in 2007

Incumbent ETC	Competitive ETC	Competitive ETC Support ¹	CETC Lines ²	Support per Line ³
	MAC Wireless, LLC	\$0	14	\$0.00
	Marne and Elk Horn Telephone Co.	\$0	119	\$0.00
	Mill Valley Wireless	\$0	376	\$0.00
	NPCR, Inc.	\$0	1,626	\$0.00
	Olin Telephone Co., Inc.	\$0	7	\$0.00
	Omnitel Communications, Inc.	\$6,022	676	\$8.91
	RSA 1 Limited Partnership	\$0	7	\$0.00
	Rockwell Cooperative Telephone Association Wireless	\$0	2	\$0.00
	Rolling Hills Communications, Inc.	\$0	10	\$0.00
	SEI Wireless LLC	(\$5,538)	595	(\$9.31)
	Southeast Wireless, Inc.	\$32	2	\$15.75
	United States Cellular	\$0	44,035	\$0.00
	Wapsi Wireless, LLC	\$17,609	783	\$22.49
		\$412,970	60,291	

Competitive ETCs in Study Areas with the Most Eligible Telecommunications Carriers in 2007

Incumbent ETC	Competitive ETC	Competitive ETC Support ¹	CETC Lines ²	Support per Line ³
ITS - IOWA TELECOM	Benton/Linn Wireless LLC	(\$2,378)	10	(\$237.78)
	Cedar-Wapsie Communications, Inc.	\$0	5	\$0.00
	Community Cable Television Company of O'Brien County	\$8,623	560	\$15.40
	Community Digital Wireless, LLC	\$1,363	136	\$10.02
	Cooperative Telephone Co.	\$34	1	\$34.00
	FMTC Wireless	\$0	14	\$0.00
	Iowa RSA 10	\$1,679	44	\$38.16
	Iowa RSA 7	\$17,967	284	\$63.26
	Iowa RSA 8	\$58,967	911	\$64.73
	Iowa RSA No. 2 Limited Partnership	\$0	1,470	\$0.00
	Iowa Wireless Services, L.P.	\$9,521	238	\$40.00
	KCTC PCS	(\$182)	7	(\$26.07)
	RSA 1 Limited Partnership	\$0	45	\$0.00
	Rockwell Cooperative Telephone Association Wireless	\$0	4	\$0.00
	SEI Wireless LLC	\$1,516	1,038	\$1.46
	Sharon Telephone Company	\$27,594	432	\$63.88
	South Slope Cooperative	\$141,545	2,035	\$69.56
Southeast Wireless, Inc.	\$30,201	1,331	\$22.69	

Competitive ETCs in Study Areas with the Most Eligible Telecommunications Carriers in 2007

Incumbent ETC	Competitive ETC	Competitive ETC Support ¹	CETC Lines ²	Support per Line ³
	United States Cellular	\$0	64,747	\$0.00
	Van Buren Wireless Company, Inc.	\$0	57	\$0.00
	Wapsi Wireless, LLC	\$0	2	\$0.00
	Wellman Coop. Telephone Assoc.	\$8,876	137	\$64.78
		\$305,324	73,508	

Competitive ETCs in Study Areas with the Most Eligible Telecommunications Carriers in 2007

Incumbent ETC	Competitive ETC	Competitive ETC Support ¹	CETC Lines ²	Support per Line ³
SO CENTRAL BELL-MS	ALLTEL Communications, Inc.	\$9,307,690	124,839	\$74.56
	Cellular South License, Inc.	\$38,691,921	507,332	\$76.27
	Cellular South Licenses, Inc. (Alabama)	\$0	3	\$0.00
	Centennial Cellular Tri-State Operating Partnership - MS	\$917,171	4,086	\$224.47
	Centennial Clairborne Cellular Corp.	\$1,773,645	14,137	\$125.46
	CommuniGroup of Jackson, Inc.	\$113,564	5,479	\$20.73
	Dialog Telecommunications, Inc.	\$100,715	860	\$117.11
	DixieNet Communications	\$484,861	4,093	\$118.46
	Gulfpines Communications	\$31,131	1,149	\$27.09
	Megagate Broadband, Inc.	\$38,226	6,107	\$6.26
	NPCR, Inc.	\$1,112,163	17,099	\$65.04
	New Cingular Wireless PCS, LLC	\$61,935,175	785,464	\$78.85
	RCC Minnesota, Inc.	\$3,129,347	25,704	\$121.75
	Southern Communications Services, Inc.	\$0	7,050	\$0.00
	Sprint Spectrum, LP	\$3,898,524	106,265	\$36.69
	Telepak Networks, Inc.	\$124,330	889	\$139.85
WS Telecom, Inc.	\$137,653	11,264	\$12.22	
		\$121,796,112	1,621,820	

Competitive ETCs in Study Areas with the Most Eligible Telecommunications Carriers in 2007

Incumbent ETC	Competitive ETC	Competitive ETC Support ¹	CETC Lines ²	Support per Line ³
SO CENTRAL BELL-AL	ALLTEL Communications, Inc.	\$1,961,327	114,247	\$17.17
	AT&T Wireless (AL)	\$0	433,662	\$0.00
	Budget Phone, Inc.	\$13,706	4,656	\$2.94
	Cellular South Licenses, Inc. (Alabama)	\$76,716	16,333	\$4.70
	Corr Wireless Communications, LLC	\$710,275	20,826	\$34.11
	Farmers Cellular Telephone, Inc.	\$7,151	1,308	\$5.47
	Hayneville Fiber Transport, Inc.	\$21,980	214	\$102.71
	NPCR, Inc.	\$733,192	75,400	\$9.72
	Pine Belt Cellular, Inc.	\$92,108	574	\$160.47
	Public Service Cellular, Inc.	\$0	0	\$0.00
	RCC Minnesota, Inc.	\$732,745	14,349	\$51.07
	Southern Communications Services, Inc.	\$0	54,162	\$0.00
	Sprint Spectrum, LP	\$1,009,129	224,289	\$4.50
		\$5,358,331	960,020	

Competitive ETCs in Study Areas with the Most Eligible Telecommunications Carriers in 2007

Incumbent ETC	Competitive ETC	Competitive ETC Support ¹	CETC Lines ²	Support per Line ³
QWEST CORP-NE	Allo Communications, LLC	\$90,705	2,388	\$37.98
	Alltel Communications of Nebraska, Inc.	\$5,055,413	203,206	\$24.88
	Budget Phone, Inc.	\$0	70	\$0.00
	HunTel Cablevision dba HunTel Communications	\$56,233	1,046	\$53.76
	Mobius Communications Company, Hemingford	\$6,504	369	\$17.63
	NPCR, Inc.	\$0	19,690	\$0.00
	Nebraska Tech. & Telecommunications, Inc.	\$1,178,043	25,583	\$46.05
	North East Colorado Cellular, Inc.	\$233,697	6,120	\$38.19
	OrbitCom Inc.	\$33,692	1,428	\$23.59
	Pinpoint Communications, Inc.	\$20,446	1,150	\$17.78
	Three River Communications, LLC	\$60,298	958	\$62.94
	Western Wireless Corp.	\$0	0	\$0.00
		\$6,735,032	262,008	

Competitive ETCs in Study Areas with the Most Eligible Telecommunications Carriers in 2007

Incumbent ETC	Competitive ETC	Competitive ETC Support ¹	CETC Lines ²	Support per Line ³
KY ALLTEL-LEXINGTON	American Cellular Corp.	\$1,256,040	39,114	\$32.11
	Bluegrass Cellular	\$1,759,033	51,727	\$34.01
	Cinergy Communications Company	\$8	1,305	\$0.01
	East Kentucky Network, LLC dba Appalachian Wireless	\$300,063	6,410	\$46.81
	Key Communications, LLC	\$0	0	\$0.00
	NPCR, Inc.	\$591,328	43,161	\$13.70
	North Central Communications	\$108,055	1,658	\$65.17
	South Central Telcom LLC	\$7,016	2,951	\$2.38
	Southeast Telephone, Inc.	\$275,590	4,690	\$58.76
	Sprint Spectrum, L.P. (KY)	\$0	44,789	\$0.00
	West Virginia PCS Alliance dba NTELOS	\$67,893	3,369	\$20.15
		\$4,365,026	199,174	

Competitive ETCs in Study Areas with the Most Eligible Telecommunications Carriers in 2007

Incumbent ETC	Competitive ETC	Competitive ETC Support ¹	CETC Lines ²	Support per Line ³
VERIZON W VA INC.	ALLTEL Communications, Inc.	\$2,535,400	92,207	\$27.50
	American Cellular Corporation	\$604,798	34,215	\$17.68
	Easterbrooke Cellular Corporation	\$674,753	10,875	\$62.05
	FiberNet, LLC	\$1,023,338	77,069	\$13.28
	Gateway Telecom LLC, dba Stratus Wave Communications	\$15,655	2,598	\$6.03
	Highland Cellular, Inc.	\$1,506,487	29,636	\$50.83
	Key Communications, LLC	\$0	15,561	\$0.00
	NPCR, Inc.	\$0	12,535	\$0.00
	Sprint Spectrum, LP	\$1,404,435	76,268	\$18.41
	United States Cellular Corporation	\$0	0	\$0.00
	West Virginia PCS Alliance	\$667,569	46,411	\$14.38
		\$8,432,433	397,375	

Competitive ETCs in Study Areas with the Most Eligible Telecommunications Carriers in 2007

Incumbent ETC	Competitive ETC	Competitive ETC Support ¹	CETC Lines ²	Support per Line ³
CENTURYTEL-AL-NORTH	ALLTEL Communications, Inc.	\$468,773	6,151	\$76.21
	AT&T Wireless (AL)	\$0	43,935	\$0.00
	Cellular South Licenses, Inc. (Alabama)	\$30,896	1,554	\$19.88
	Corr Wireless Communications, LLC	\$124,053	2,723	\$45.56
	NPCR, Inc.	\$117,488	3,593	\$32.70
	Pine Belt Cellular, Inc.	\$34,210	161	\$212.49
	Public Service Cellular, Inc.	\$0	0	\$0.00
	RCC Minnesota, Inc.	\$204,935	1,494	\$137.17
	Southern Communications Services, Inc.	\$0	5,628	\$0.00
	Sprint Spectrum, LP	\$282,220	13,275	\$21.26
		\$1,262,575	78,514	

Competitive ETCs in Study Areas with the Most Eligible Telecommunications Carriers in 2007

Incumbent ETC	Competitive ETC	Competitive ETC Support ¹	CETC Lines ²	Support per Line ³
CENTURYTEL-AL-SOUTH	ALLTEL Communications, Inc.	\$3,900,532	65,524	\$59.53
	AT&T Wireless (AL)	\$0	3,924	\$0.00
	Cellular South Licenses, Inc. (Alabama)	\$22	2	\$11.05
	Corr Wireless Communications, LLC	\$34,345	790	\$43.47
	Hayneville Fiber Transport, Inc.	\$48,748	2,463	\$19.79
	NPCR, Inc.	\$784,414	15,502	\$50.60
	Public Service Cellular, Inc.	\$0	0	\$0.00
	RCC Minnesota, Inc.	\$797,694	15,175	\$52.57
	Southern Communications Services, Inc.	\$0	10,644	\$0.00
	Sprint Spectrum, LP	\$81,438	8,719	\$9.34
		\$5,647,193	122,743	

Competitive ETCs in Study Areas with the Most Eligible Telecommunications Carriers in 2007

Incumbent ETC	Competitive ETC	Competitive ETC Support ¹	CETC Lines ²	Support per Line ³
QWEST CORP-IA	Algona Municipal Utilities	\$5,688	1,573	\$3.62
	Brookings Municipal Utilities d/b/a Swiftel Communications	\$0	221	\$0.00
	Budget Phone, Inc.	(\$5)	152	(\$0.03)
	Long Lines Wireless, LLC	\$1,851	4,344	\$0.43
	Midwest Wireless Iowa, LLC	\$73,451	36,828	\$1.99
	NPCR, Inc.	\$7,508	48,789	\$0.15
	Sprint Spectrum, LP	\$0	124,055	\$0.00
	United States Cellular	\$1,295,066	375,349	\$3.45
	Western Wireless	\$0	530	\$0.00
	Western Wireless Corp.	\$1,754	3,888	\$0.45
		\$1,385,312	595,729	

Competitive ETCs in Study Areas with the Most Eligible Telecommunications Carriers in 2007

Incumbent ETC	Competitive ETC	Competitive ETC Support ¹	CETC Lines ²	Support per Line ³
TELEPHONE USA OF WI	ALLTEL Communications, Inc.	\$1,445,859	15,500	\$93.28
	Airadigm Communications Inc.	\$1,290	16	\$80.63
	American Cellular Corp. (WI)	\$1,096,192	12,247	\$89.51
	CTC Telcom, Inc.	\$450,246	6,737	\$66.83
	Chequamegon Telecommunications Company, Inc.	\$125,557	2,046	\$61.37
	Midwest Wireless Wisconsin, LLC	\$250,490	2,665	\$93.99
	NPCR, Inc.	\$9,204	116	\$79.34
	Nsighttel Wireless, LLC	\$627	7	\$89.57
	United States Cellular Corporation	\$295,556	3,283	\$90.03
	Wisconsin RSA #4 Limited Partnership	\$0	3,771	\$0.00
		\$3,675,021	46,388	

¹ Source: USAC data. Federal Communications Commission staff was unable to independently validate these data.

² Federal Communications Commission staff estimates of average annual competitive ETC lines.

³ There are several reasons why the per line support figures here do not match the per line figures in the prior table. Per-line support is often calculated at a level of aggregation below the study area. For example, per line support rates for both Interstate Access and Interstate Common Line Support are calculated separately for residential and multi-line business lines within a study area. If the lines of the incumbent and competitor(s) are allocated differently across classes of lines, per-line support from these funding mechanisms will be unequal at the study-area level. Similarly, High-Cost Model (HCM) Support is calculated for each wire center rather than the study area as a whole. It is likely that the lines of the incumbent and competitor(s) are allocated across wire centers in different proportions, leading to a condition where per-line HCM support is unequal at the study area level. Further, competitive ETCs may not have received support for all 12 months of the year due to eligibility. Also, USAC cannot provide the FCC with prior period adjustments broken down by incumbent LEC study area.

List of Carriers Not Receiving High-Cost Support in 2009

Study Area		Competitor Not Receiving High-Cost Support ¹	Wireless	Percentage of Population Covered	Percentage of Area Covered
Rank	Study Area Name				
1	ITS-IOWA TELECOM-NO	BANDWIDTH.COM CLEC, LLC - IA	N		
		LOCAL TELEPHONE DATA SERVICES CORP. DBA LTDS CORP.	N		
		AT&T	Y	55	50
		Cellular 29 Plus	Y	6	8
		Lyrix Wireless	Y	8	6
		Northwest Missouri Cellular	Y	0	0
		Sprint Nextel	Y	66	52
		Viaero Wireless	Y	1	1
2	ITS - IOWA TELECOM	BANDWIDTH.COM CLEC, LLC - IA	N		
		CORN BELT COMMUNICATIONS, INC. - IA	N		
		LOCAL TELEPHONE DATA SERVICES CORP. DBA LTDS CORP.	N		
		AT&T	Y	57	44
		Cellular 29 Plus	Y	1	2
		Lyrix Wireless	Y	12	19
		Sprint Nextel	Y	69	48

List of Carriers Not Receiving High-Cost Support in 2009

Study Area		Competitor Not Receiving High-Cost Support ¹	Wireless	Percentage of Population Covered	Percentage of Area Covered
Rank	Study Area Name				
3	SO CENTRAL BELL-MS	ALEC, INC. - MS	N		
		BANDWIDTH.COM CLEC, LLC - MS	N		
		BIRCH COMMUNICATIONS, INC.	N		
		BIRCH COMMUNICATIONS, INC. - TN	N		
		BROOKS FIBER COMMUNICATIONS OF MISSISSIPPI - MS	N		
		CALLIS COMMUNICATIONS, INC. - MS	N		
		CENTURYTEL ACQ., LLC DBA KMC TELECOM III, LLC - MS	N		
		CENTURYTEL SOLUTIONS, LLC - MS	N		
		COMCAST PHONE OF MISSISSIPPI, LLC - MS	N		
		DELTACOM, INC. - MS	N		
		HYPERCUBE TELECOM, LLC - MS	N		
		LEVEL 3 COMMUNICATIONS, LLC - MS	N		
		NETWORK TELEPHONE CORPORATION - MS	N		
		NEUTRAL TANDEM-MISSISSIPPI, LLC - MS	N		
		SELECT CONNECT COMMUNICATIONS, LLC - MS	N		
		TC SYSTEMS, INC. - MS	N		
		TEC OF JACKSON, INC.	N		
		TELCOVE OPERATIONS, INC. - MS	N		
		TIME WARNER COMMUNICATIONS AXS OF MEMPHIS, TN	N		
		TIME WARNER TELECOM OF THE MID-SOUTH, LLC - MS	N		
		TW TELECOM OF MISSISSIPPI LLC - MS	N		
		US LEC OF TENNESSEE INC. - MS	N		
		XO MISSISSIPPI, INC.	N		
		YMAX COMMUNICATIONS CORP. - MS	N		
		James H Wanserski Trustee (fmr Centennial)	Y	9	14
		Leap Wireless	Y	1	1
		Southern LINC Wireless	Y	29	16
		T-Mobile	Y	82	58

List of Carriers Not Receiving High-Cost Support in 2009

Study Area		Competitor Not Receiving High-Cost Support ¹	Wireless	Percentage of Population Covered	Percentage of Area Covered
Rank	Study Area Name				
4	ITS-IOWA TELECOM-SYS	BANDWIDTH.COM CLEC, LLC - IA	N		
		GRAND MOUND COMMUNICATIONS COMPANY - IA	N		
		LOCAL TELEPHONE DATA SERVICES CORP. DBA LTDS CORP.	N		
		AT&T	Y	70	58
		Cellular 29 Plus	Y	0	0
		Lyrix Wireless	Y	0	1

List of Carriers Not Receiving High-Cost Support in 2009

Study Area		Competitor Not Receiving High-Cost Support ¹	Wireless	Percentage of Population Covered	Percentage of Area Covered
Rank	Study Area Name				
4	QWEST CORP-IA	360NETWORKS (USA) INC. - IA	N		
		AT&T LOCAL	N		
		ATKINS TELEPHONE COMPANY, INC. - IA	N		
		AVENTURE COMMUNICATION TECHNOLOGY, LLC - IA	N		
		BANDWIDTH.COM CLEC, LLC - IA	N		
		BTC, INC.	N		
		COMMCHOICE OF IOWA, LLC	N		
		COX NEBRASKA TELECOM, INC.	N		
		CRYSTAL COMMUNICATIONS, INC - IA	N		
		CS TECHNOLOGIES, INC. - IA	N		
		INDEPENDENCE TELECOMMUNICATIONS UTILITY - IA	N		
		INTERNET SOLVER, INC. - IA	N		
		IOWA NETWORK SERVICES, INC.	N		
		IT COMMUNICATIONS, LLC - IA	N		
		LAURENS MUNICIPAL COMMUNICATIONS UTILITY	N		
		LEVEL 3 COMMUNICATIONS, LLC - IA	N		
		LOCAL TELEPHONE DATA SERVICES CORP. DBA LTDS CORP.	N		
		MARTELLE COOP TEL ASC DBA MARTELLE COMM COOP IA	N		
		MCIMETRO ACCESS TRANSMISSION SERVICES LLC	N		
		MCLEODUSA TELECOMMUNICATIONS SERVICES, INC.- IA	N		
		NEUTRAL TANDEM-IOWA, LLC - IA	N		
		NEXGEN INTEGRATED COMMUNICATION, LLC - IA	N		
		OMNITEL COMMUNICATIONS, INC. - IA	N		
		PRAIRIEWAVE COMMUNICATIONS, INC. - IA	N		
		SPENCER MUNICIPAL COMMUNICATIONS UTILITY	N		
		TCG OMAHA - IA	N		
		WINDSTREAM NEBRASKA, INC.	N		
		YMAX COMMUNICATIONS CORP. - IA	N		
		AT&T	Y	87	62
		Cellular 29 Plus	Y	2	6
		Leap Wireless	Y	4	1
		Viaero Wireless	Y	0	1

List of Carriers Not Receiving High-Cost Support in 2009

Study Area		Competitor Not Receiving High-Cost Support ¹	Wireless	Percentage of Population Covered	Percentage of Area Covered
Rank	Study Area Name				
4	QWEST CORP-NE	360NETWORKS (USA) INC. - NE	N		
		BANDWIDTH.COM CLEC, LLC - NE	N		
		CHARTER FIBERLINK-NEBRASKA, LLC - NE	N		
		CITISTREAM COMMUNICATIONS, INC. - NE	N		
		GREAT PLAINS BROADBAND, INC. - NE	N		
		IT COMMUNICATIONS, LLC - NE	N		
		LEVEL 3 COMMUNICATIONS, LLC - NE	N		
		LONG LINES SIOUXLAND, LLC - NE	N		
		MCLEODUSA TELECOMMUNICATIONS SERVICES, INC.- NE	N		
		NEUTRAL TANDEM-NEBRASKA, LLC - NE	N		
		SPRINT COMMUNICATIONS COMPANY, L.P. - NE	N		
		WINDSTREAM NEBRASKA, INC.	N		
		YMAX COMMUNICATIONS CORP. - NE	N		
		AT&T	Y	71	7
		Cellular 29 Plus	Y	2	0
		Convey Communications	Y	0	0
		Gaia Sagir Inc	Y	3	18
		Leap Wireless	Y	68	5
		Long Lines Wireless	Y	3	4
		Sprint Nextel	Y	83	21
		T-Mobile	Y	67	4
		Viaero Wireless	Y	42	88

List of Carriers Not Receiving High-Cost Support in 2009

Study Area		Competitor Not Receiving High-Cost Support ¹	Wireless	Percentage of Population Covered	Percentage of Area Covered
Rank	Study Area Name				
7	SO CENTRAL BELL-AL	AT&T LOCAL	N		
		BANDWIDTH.COM CLEC, LLC - AL	N		
		BRIGHT HOUSE NTWS INFORMATION SVCS (ALABAMA) - AL	N		
		BROADRIVER COMMUNICATION CORPORATION-GA	N		
		CALLIS COMMUNICATIONS, INC. - AL	N		
		CENTURYTEL ACQ. LLC DBA KMC TELECOM III, LLC - AL	N		
		CENTURYTEL SOLUTIONS, LLC - AL	N		
		CENTURYTEL TEL OF ALABAMA, LLC (SOUTHERN)	N		
		CHARTER FIBERLINK - ALABAMA, LLC - AL	N		
		COMCAST PHONE OF ALABAMA, LLC - AL	N		
		DELTACOM, INC. - AL	N		
		GULF TELEPHONE CO.	N		
		HARBOR COMMUNICATIONS, LLC - AL	N		
		INTERMEDIA COMMUNICATIONS INC. - AL	N		
		KNOLOGY OF ALABAMA, INC.	N		
		KNOLOGY OF GEORGIA, INC.	N		
		LEVEL 3 COMMUNICATIONS, LLC - AL	N		
		MCI WORLDCOM COMMUNICATIONS, INC. - AL	N		
		MCIMETRO ACCESS TRANSMISSION SERVICES LLC	N		
		NETWORK TELEPHONE CORPORATION - AL	N		
		NEUTRAL TANDEM-ALABAMA, LLC - AL	N		
		NEW HOPE TEL COOPERATIVE LONG DISTANCE, INC. - AL	N		
		NEWSOUTH COMMUNICATIONS, INC. DBA UNIVERSALCOM FL	N		
		NUVOX COMMUNICATIONS	N		
		SBC INTERNET SERVICES, INC.	N		
		SPRINT COMMUNICATIONS COMPANY, L.P. - AL	N		
		TCG MIDSOUTH, INC. - AL	N		
		TELCOVE OPERATIONS, INC. - AL	N		
		TW TELECOM OF ALABAMA LLC - AL	N		
		US LEC OF ALABAMA, INC.	N		

List of Carriers Not Receiving High-Cost Support in 2009

Study Area		Competitor Not Receiving High-Cost Support ¹	Wireless	Percentage of Population Covered	Percentage of Area Covered
Rank	Study Area Name				
		YMAX COMMUNICATIONS CORP. - AL	N		
		Cleartalk	Y	2	0
		Leap Wireless	Y	1	0
		Southern LINC Wireless	Y	92	70
		T-Mobile	Y	96	71
7	TELEPHONE USA OF WI	CHARTER FIBERLINK, LLC - WI	N		
		CHEQTEL COMMUNICATIONS, INC. - WI	N		
		COMCAST PHONE OF WISCONSIN, LLC - WI	N		
		LAKELAND TELECOM, INC. - WI	N		
		NEXTGEN COMMUNICATIONS, LLC - WI	N		
		PLTC, LLC - WI	N		
		PRICE COUNTY INFORMATION SYSTEMS, INC. - WI	N		
		TELNET-WI, LLC - WI	N		
		Cellcom	Y	12	14
		T-Mobile	Y	58	24
		United States Cellular	Y	10	4

List of Carriers Not Receiving High-Cost Support in 2009

Study Area		Competitor Not Receiving High-Cost Support ¹	Wireless	Percentage of Population Covered	Percentage of Area Covered
Rank	Study Area Name				
9	SO CENTRAL BELL-LA	ACCESSCOM, INC. - LA	N		
		ACTEL INTEGRATED COMMUNICATIONS, INC. - LA	N		
		ADVANCED TEL INC. - LA	N		
		BANDWIDTH.COM CLEC, LLC - LA	N		
		BIG RIVER TELEPHONE COMPANY, LLC - MO	N		
		BUDGET PREPAY, INC. - LA	N		
		CENTURYTEL ACQ., LLC DBA KMC TELECOM III, LLC - LA	N		
		CENTURYTEL SOLUTIONS, LLC - LA	N		
		CHARTER FIBERLINK LA-CCO, LLC - LA	N		
		COMCAST PHONE OF LOUISIANA, LLC - LA	N		
		CP-TEL NETWORK SERVICES, INC. - LA	N		
		DELTACOM, INC. - LA	N		
		HUNT TELECOMMUNICATIONS, LLC - LA	N		
		INTERMEDIA COMMUNICATIONS INC. - LA	N		
		KYPERCUBE TELECOM, LLC - IA	N		
		LAFAYETTE CITY-PARISH CONSOLIDATED GOVERNMENT-LA	N		
		LEVEL 3 COMMUNICATIONS, LLC - LA	N		
		LOUISIANA COMPETITIVE TELECOMMUNICATIONS, INC.	N		
		NETWORK TELEPHONE CORPORATION - LA	N		
		NEUTRAL TANDEM-LOUISIANA, LLC - LA	N		
		STRATOS TELECOM, INC. - LA	N		
		TC SYSTEMS, INC. - LA	N		
		TEC OF JACKSON, INC. - LA	N		
		TELCOVE OF LOUISIANA, LLC - LA	N		
		TW TELECOM OF LOUISIANA LLC - LA	N		
		US LEC COMMUNICATIONS, INC. - LA	N		
		XFONE USA, INC. - LA	N		
		YMAX COMMUNICATIONS CORP. - LA	N		
		Broadpoint	Y	0	0

List of Carriers Not Receiving High-Cost Support in 2009

Study Area		Competitor Not Receiving High-Cost Support ¹	Wireless	Percentage of Population Covered	Percentage of Area Covered
Rank	Study Area Name				
		Cellular One of East Texas	Y	0	0
		Cellular South, Inc	Y	1	3
		James H Wanserski Trustee (fmr Centennial)	Y	25	33
		Leap Wireless	Y	5	3
		Metro PCS	Y	8	2
		Southern LINC Wireless	Y	1	0
		T-Mobile	Y	82	35
10	CENTURYTEL-AL-NORTH	BANDWIDTH.COM CLEC, LLC - AL	N		
		BELLSOUTH TELECOMMUNICATIONS, INC.	N		
		BRIGHT HOUSE NTWS INFORMATION SVCS (ALABAMA) - AL	N		
		CITIZEN PHONE, INC. - AL	N		
		DELTACOM, INC. - AL	N		
		INTERMEDIA COMMUNICATIONS INC. - AL	N		
		MCIMETRO ACCESS TRANSMISSION SERVICES LLC	N		
		MOMENTUM TELECOM, INC. - AL	N		
		SBC INTERNET SERVICES, INC.	N		
		TW TELECOM OF ALABAMA LLC - AL	N		
		US LEC OF ALABAMA, INC.	N		
		Broadpoint	Y	0	0
		T-Mobile	Y	75	53

List of Carriers Not Receiving High-Cost Support in 2009

Study Area		Competitor Not Receiving High-Cost Support ¹	Wireless	Percentage of Population Covered	Percentage of Area Covered
Rank	Study Area Name				
10	CENTURYTEL-AL-SOUTH	BRIGHT HOUSE NTWS INFORMATION SVCS (ALABAMA) - AL	N		
		COMCAST PHONE OF ALABAMA, LLC - AL	N		
		DELTACOM, INC. - AL	N		
		KNOLOGY OF ALABAMA, INC.	N		
		MCIMETRO ACCESS TRANSMISSION SERVICES LLC	N		
		MOMENTUM TELECOM, INC. - AL	N		
		SPJ, INC. - AL	N		
		TW TELECOM OF ALABAMA LLC - AL	N		
		US LEC OF ALABAMA, INC.	N		
		WIREGRASS TELCOM, INC. - AL	N		
		T-Mobile	Y	90	70
		W. Stephen Cannon Management Trustee (fmr VW-ALLTEL)	Y	87	84
10	CENTURYTEL-MW-KENDAL	BANDWIDTH.COM CLEC, LLC - WI	N		
		CHARTER FIBERLINK, LLC - WI	N		
		LEVEL 3 COMMUNICATIONS, LLC - WI	N		
		MERRIMAC COMMUNICATIONS, LTD. - WI	N		
		TELNET-WI, LLC - WI	N		
		T-Mobile	Y	18	5
10	CENTURYTEL-MW-WI	CHARTER FIBERLINK, LLC - WI	N		
		PLTC, LLC - WI	N		
		TELNET-WI, LLC - WI	N		
		Leap Wireless	Y	20	3
		T-Mobile	Y	34	12

List of Carriers Not Receiving High-Cost Support in 2009

Study Area		Competitor Not Receiving High-Cost Support ¹	Wireless	Percentage of Population Covered	Percentage of Area Covered
Rank	Study Area Name				
10	GTE SW VERIZON-TX	360NETWORKS (USA) INC. - TX	N		
		ALEC, INC. - TX	N		
		ALLEGIANCE TELECOM, INC. - TX	N		
		AT&T	N		
		AT&T LOCAL	N		
		BANDWIDTH.COM CLEC, LLC - TX	N		
		BRAZORIA TELEPHONE CO.	N		
		BROADWING COMMUNICATIONS, LLC - TX	N		
		BROOKS FIBER PROPERTIES OF TEXAS - TX	N		
		CBEYOND COMMUNICATIONS OF TEXAS, LP-TX	N		
		CENTRAL TEL. CO. OF TEXAS	N		
		CENTURYTEL ACQ., LLC DBA KMC TELECOM III, LLC - TX	N		
		CENTURYTEL OF SAN MARCOS, INC.	N		
		CHARTER FIBERLINK TX-CCO, LLC - TX	N		
		CLEARWIRE TELECOMMUNICATIONS SERVICES, LLC - TX	N		
		COMCAST PHONE OF TEXAS, LLC - TX	N		
		COST PLUS COMMUNICATIONS, LLC - TX	N		
		ETEX COMMUNICATIONS, INC., DBA ETEX TELECOM-TX	N		
		ETS TELEPHONE COMPANY, INC.	N		
		GCEC TECHNOLOGIES - TX	N		
		GLOBAL CROSSING LOCAL SERVICES, INC.-TX	N		
		GRANDE COMMUNICATIONS NETWORKS, INC. - TX	N		
		GTE-SW DBA VERIZON SW INC.-TX (CONTEL)	N		
		GUADALUPE VALLEY COMMUNICATIONS SYTEMS, LP - TX	N		
		HILL COUNTRY TELECOMMUNICATIONS, LLC - TX	N		
		ICG CHOICE COM, L.P. - TX	N		
		INFOTELECOM, LLC - TX	N		
		KCC TELCOM, INC., DBA K2C TELCOM - TX	N		
		LEVEL 3 COMMUNICATIONS, LLC - TX	N		
		MCI WORLDCOM COMMUNICATIONS, INC. - TX	N		
		MCIMETRO ACCESS TRANSMISSION SERVICES LLC	N		
		MCLEODUSA TELECOMMUNICATIONS SERVICES, INC. - TX	N		
		MILLENNIUM TELCOM, LLC DBA ONESOURCE COMM. - TX	N		
		NETSPAN CORPORATION DBA FOREMOST TELECOM - TX	N		
		NEUTRAL TANDEM-TEXAS, LLC - TX	N		
		PEOPLES TELECOMMUNICATIONS, INC.	N		

List of Carriers Not Receiving High-Cost Support in 2009

Study Area		Competitor Not Receiving High-Cost Support ¹	Wireless	Percentage of Population Covered	Percentage of Area Covered
Rank	Study Area Name				
		PG TELECOM OF TEXAS INC. - TX	N		
		SBC INTERNET SERVICES, INC.	N		
		SOUTHWESTERN BELL	N		
		SOUTHWESTERN BELL TELEPHONE COMPANY - TX	N		
		TELEPORT COMMUNICATIONS GROUP - DALLAS	N		
		TELEPORT COMMUNICATIONS GROUP - HOUSTON	N		
		TEX-LINK COMMUNICATIONS, INC. - TX	N		
		TIME WARNER COMMUNICATIONS AXS OF AUSTIN, TX	N		
		TIME WARNER COMMUNICATIONS OF HOUSTON, L.P.	N		
		TW TELECOM OF TEXAS LLC - TX	N		
		UNITED TEL. CO. OF TEXAS	N		
		UTEX COMMUNICATIONS CORP. - TX	N		
		VALOR TELECOMM TX, LD-TX #2 DBA WINDSTREAM COMM SW	N		
		VALOR TELECOMM TX, LP-TX #1 DBA WINDSTREAM COMM SW	N		
		XO TEXAS, INC.	N		
		YMAX COMMUNICATIONS CORP. - TX	N		
		Broadpoint	Y	2	1
		Cellular One of East Texas	Y	2	2
		Chinook	Y	1	2
		Clartalk	Y	5	2
		Etex Communications	Y	0	0
		Leap Wireless	Y	33	13
		Metro PCS	Y	49	7
		Pocket Communications	Y	12	15
		T-Mobile	Y	97	58
		United States Cellular	Y	0	0
		West Central Cellular	Y	6	29

List of Carriers Not Receiving High-Cost Support in 2009

Study Area		Competitor Not Receiving High-Cost Support ¹	Wireless	Percentage of Population Covered	Percentage of Area Covered
Rank	Study Area Name				
10	WINDSTREAM LEXINGTON	AERO COMMUNICATIONS, INC - KY	N		
		ALEC, INC. - KY	N		
		ARMSTRONG TELECOMMUNICATIONS, INC. - KY	N		
		AT&T LOCAL	N		
		BANDWIDTH.COM CLEC, LLC - KY	N		
		BIG RIVER TELEPHONE COMPANY, LLC - MO	N		
		BRANDENBURG TELECOM LLC - KY	N		
		COMCAST PHONE OF KENTUCKY, LLC - KY	N		
		FIBERNET, LLC - KY	N		
		INSIGHT PHONE OF KENTUCKY, LLC - KY	N		
		INTER MOUNTAIN CABLE DBA MIKROTEC COMMUNICATIONS	N		
		LEVEL 3 COMMUNICATIONS, LLC - KY	N		
		MCIMETRO ACCESS TRANSMISSION SERVICES LLC	N		
		NORLIGHT, INC. - KY	N		
		NUVOX COMMUNICATIONS	N		
		NUVOX COMMUNICATIONS OF KENTUCKY - KY	N		
		SOUTHEAST TELEPHONE, LP	N		
		SPRINT COMMUNICATIONS COMPANY, L.P. - KY	N		
		TELCOVE OF KENTUCKY, INC. - KY	N		
		TIME WARNER TELECOM OF KENTUCKY LLC - KY	N		
		TOUCHTONE COMMUNICATIONS, INC. DBA ALEC, INC. - KY	N		
		TV SERVICE, INC. - KY	N		
		UNIVERSITY TELCOM, INC. - KY	N		
		US LEC OF TENNESSEE INC. - KY	N		
		WINDSTREAM KENTUCKY EAST, INC. - LONDON	N		
		Appalachian Wireless	Y	3	4
		Leap Wireless	Y	42	9
		T-Mobile	Y	67	34
		United States Cellular	Y	0	0
		Verizon Wireless	Y	70	45

List of Carriers Not Receiving High-Cost Support in 2009

Study Area		Competitor Not Receiving High-Cost Support ¹	Wireless	Percentage of Population Covered	Percentage of Area Covered
Rank	Study Area Name				
10	SOUTHWESTERN BELL-KS	AT&T LOCAL	N		
		AVID COMMUNICATIONS, LLC - KS	N		
		BANDWIDTH.COM CLEC, LLC - KS	N		
		BIG RIVER TELEPHONE COMPANY, LLC - MO	N		
		BIRCH TELECOM OF KANSAS, INC.	N		
		BROOKS FIBER COMMUNICATIONS - KS	N		
		CARSON COMMUNICATIONS, LLC - KS	N		
		CENTURYTEL ACQ., LLC DBA KMC TELECOM III, LLC - KS	N		
		CENTURYTEL SOLUTIONS, LLC - KS	N		
		COMCAST PHONE OF KANSAS, LLC - KS	N		
		COX KANSAS TELCOM, LLC-KS	N		
		CUNNINGHAM COMMUNICATIONS, INC. - KS	N		
		EMBARQ COMMUNICATIONS, INC. - KS	N		
		GBT COMMUNICATIONS, INC. - KS	N		
		GIANT COMMUNICATIONS, INC. -KS	N		
		GLOBAL CROSSING LOCAL SERVICES, INC.-KS	N		
		HOME COMMUNICATIONS, INC. - KS	N		
		LEVEL 3 COMMUNICATIONS, LLC - KS	N		
		MCLEODUSA TELECOMMUNICATIONS SERVICES, INC.- KS	N		
		NUVOX COMMUNICATIONS OF KANSAS, INC. - KS	N		
		S & T COMMUNICATIONS, LLC - KS	N		
		SBC INTERNET SERVICES, INC.	N		
		SKT, INC. - KS	N		
		SOUTH CENTRAL WIRELESS, INC., DBA SCTELCOM-KS	N		
		SUREWEST KANSAS LICENSES, LLC - KS	N		
		TCG KANSAS CITY, INC. - KS	N		
		TELCOVE INVESTMENT, LLC - KS	N		
		TW TELECOM OF MISSOURI LLC - MO	N		
		TWIN VALLEY COMMUNICATIONS, INC. - KS	N		
		WILDFLOWER TELECOMMUNICATIONS, LLC - KS	N		
		WORLDNET, LLC DBA SUNFLOWER CABLEVISION - KS	N		
		YMAX COMMUNICATIONS CORP. - KS	N		

List of Carriers Not Receiving High-Cost Support in 2009

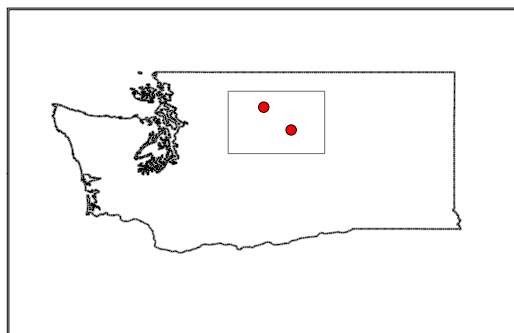
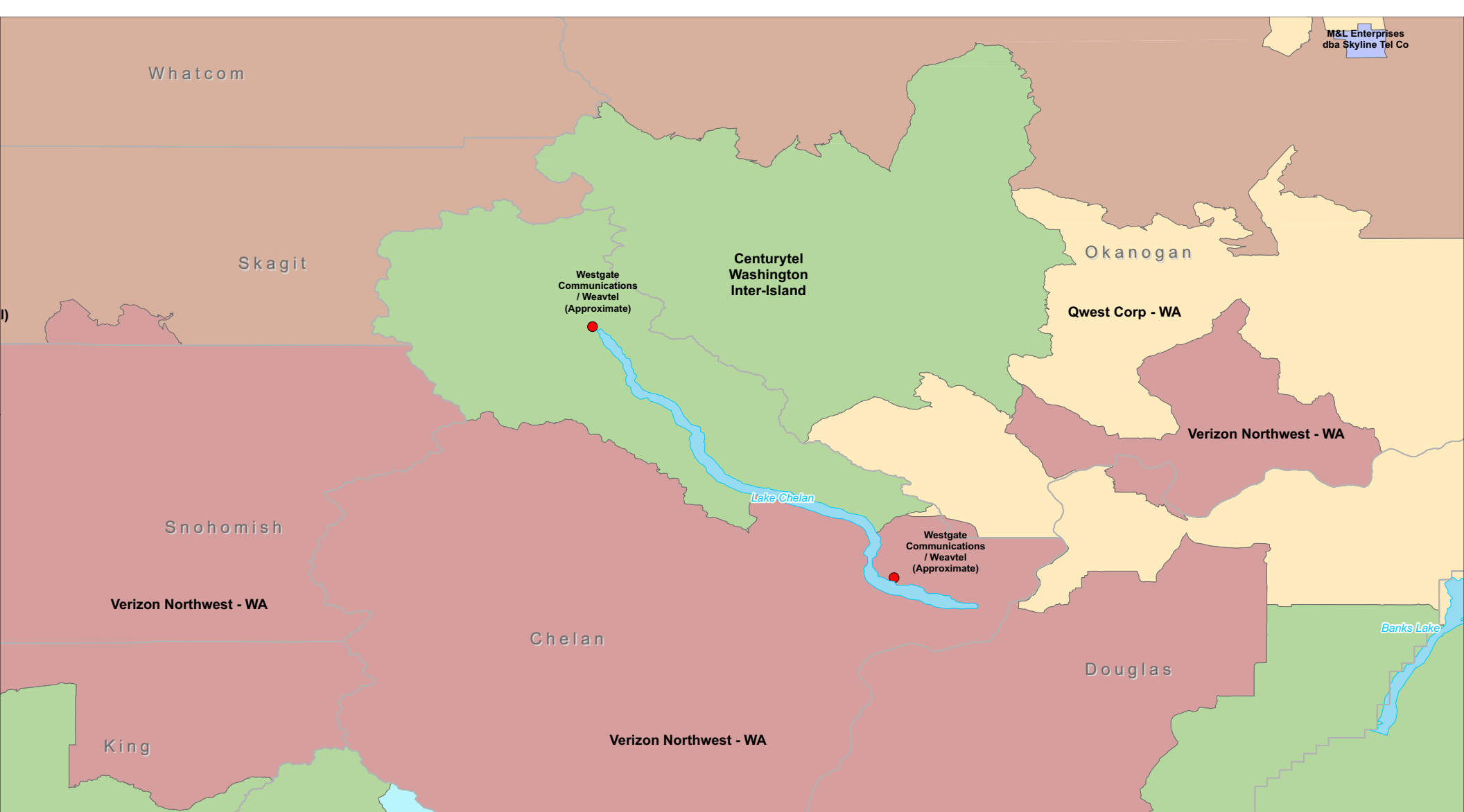
Study Area		Competitor Not Receiving High-Cost Support ¹	Wireless	Percentage of	Percentage of
Rank	Study Area Name			Population Covered	Area Covered
		AT&T	Y	84	34
		Commnet Wireless	Y	14	23
		Leap Wireless	Y	53	7
		Panhandle Telecommunication Systems, Inc.	Y	0	0
		PinPoint Wireless, Inc.	Y	0	1
		T-Mobile	Y	81	27
		Viaero Wireless	Y	1	13

0 indicates a number less than 0.5.

¹ For wireless carriers, Tele Atlas Wire Center Premium v12.1 April 2008 was used to determine the study areas for each incumbent ETC. American Roamer[®] was then used to create a list of competing wireless carriers. United States Census data were used to determine the percentages of population and area covered by each wireless carrier. For wireline carriers, the LERG was used to determine the rate centers served by each incumbent ETC. Any other wireline carrier serving those rate centers was added to the list of wireline carriers competing against the incumbent ETC. Because the Commission does not know what portion of the rate center that a wireline serves and because the incumbent ETC study area may not encompass the entire rate center area census data were not used to determine the percentages of population and area covered by the wireline carrier. A list of carriers receiving High-Cost Support was generated using USAC data filed with the FCC. Carriers on the first two lists (the American Roamer-based list and the LERG-based list) that were not on the High-Cost Support list are identified here. Because carriers may serve only a portion of a rate center, the list of wireline carriers may be over inclusive. In particular, because very small incumbent LECs may serve only a small portion of a large rate center, the list of wireline carriers (which can be developed only at the rate center level) may be significantly over inclusive in some instances. Also, matching carrier names among the lists is an imperfect art because, for example, carriers often use multiple different names. Although care was used in the matching process, there may be some carriers on this list that receive High-Cost Support. Further, our sources may have omitted other carriers, especially resellers, that compete with the incumbent but do not receive High-Cost Support.

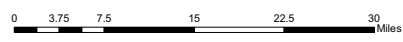
**Federal Communications Commission Response to
United States House of Representatives
Committee on Energy and Commerce
Universal Service Fund Data Request of June 15, 2010**

**Part 5
Geographic Scope of the Top Study Areas by Support**



Study Areas with the Highest Disbursements per Line 2007-2009: Westgate Communications dba Weavtel

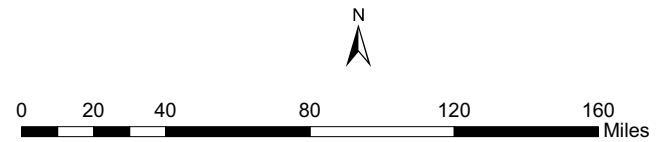
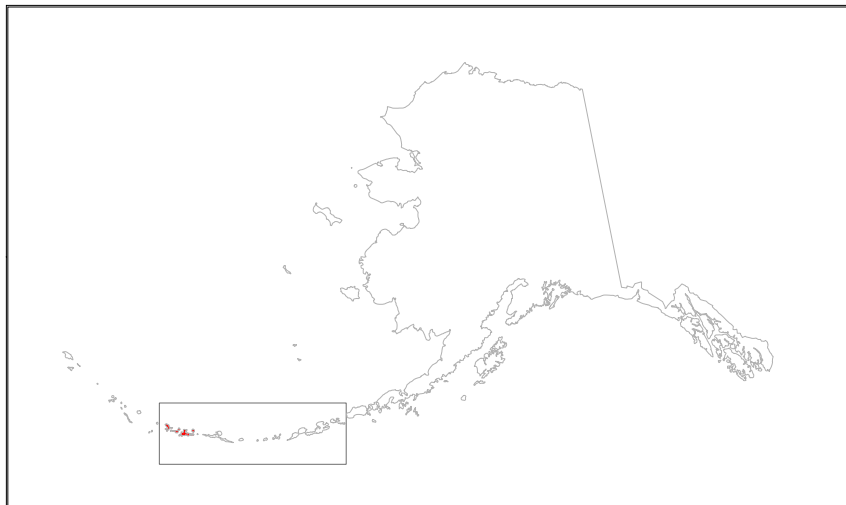
- ★ Capital
- Cities over 100,000
- Cities between 50,000 and 100,000
- State
- Counties
- Glacier
- Lake or Reservoir



Study Areas with the Highest Disbursements per Line 2007-2009						
Year (Rank)	Study Area Code	Study Area Name	Holding Company	Disbursements	Lines ¹	Disbursements per Line
2007 (1)	520580	WESTGATE COMM. LLC dba WEAVTEL	Westgate Communications LLC	\$232,692	14	\$16,621
2008 (4)	520580	WESTGATE COMM. LLC dba WEAVTEL	Westgate Communications LLC	\$188,382	15	\$12,559
2009 (1)	520580	WESTGATE COMM. LLC dba WEAVTEL	Westgate Communications LLC	\$301,966	17	\$17,763

Note:
 1. 2007 and 2008 lines were calculated as the average of lines as of year end and lines as of the end of the previous year. 2009 lines were calculated as the average of available monthly line counts.
 Sources:
 Study Area Boundaries: TeleAtlas Wire Center Premium v12.1 April 2008.
 County Boundaries: U.S. Census Bureau.
 Data: USAC (Disbursements, 2009 Lines), NECA (2007-2008 Lines)
 Prepared by FCC - WCB - IATD, June 2010

Study Areas with the Highest Disbursements per Line 2007-2009: Adak Tel Utility

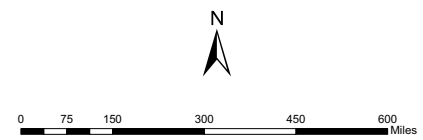


Study Areas with the Highest Disbursements per Line 2007-2009						
Year (Rank)	Study Area Code	Study Area Name	Holding Company	Disbursements	Lines ¹	Disbursements per Line
2007 (5)	610989	ADAK TEL UTILITY	Adak Eagle Enterprises, LLC	\$1,787,926	194	\$9,240
2008 (5)	610989	ADAK TEL UTILITY	Adak Eagle Enterprises, LLC	\$1,967,538	185	\$10,664
2009 (2)	610989	ADAK TEL UTILITY	Adak Eagle Enterprises, LLC	\$2,198,444	171	\$12,894

Note:
1. 2007 and 2008 lines were calculated as the average of lines as of year end and lines as of the end of the previous year. 2009 lines were calculated as the average of available monthly line counts.
Sources:
Study Area Boundaries: Tele Atlas Wire Center Premium v12.1 April 2008.
County Boundaries: U.S. Census Bureau.
Data: USAC (Disbursements, 2009 Lines), NECA (2007-2008 Lines)
Prepared by FCC - WCB - IATD, June 2010

Study Areas with the Highest Disbursements per Line 2007-2009: Border to Border Communications

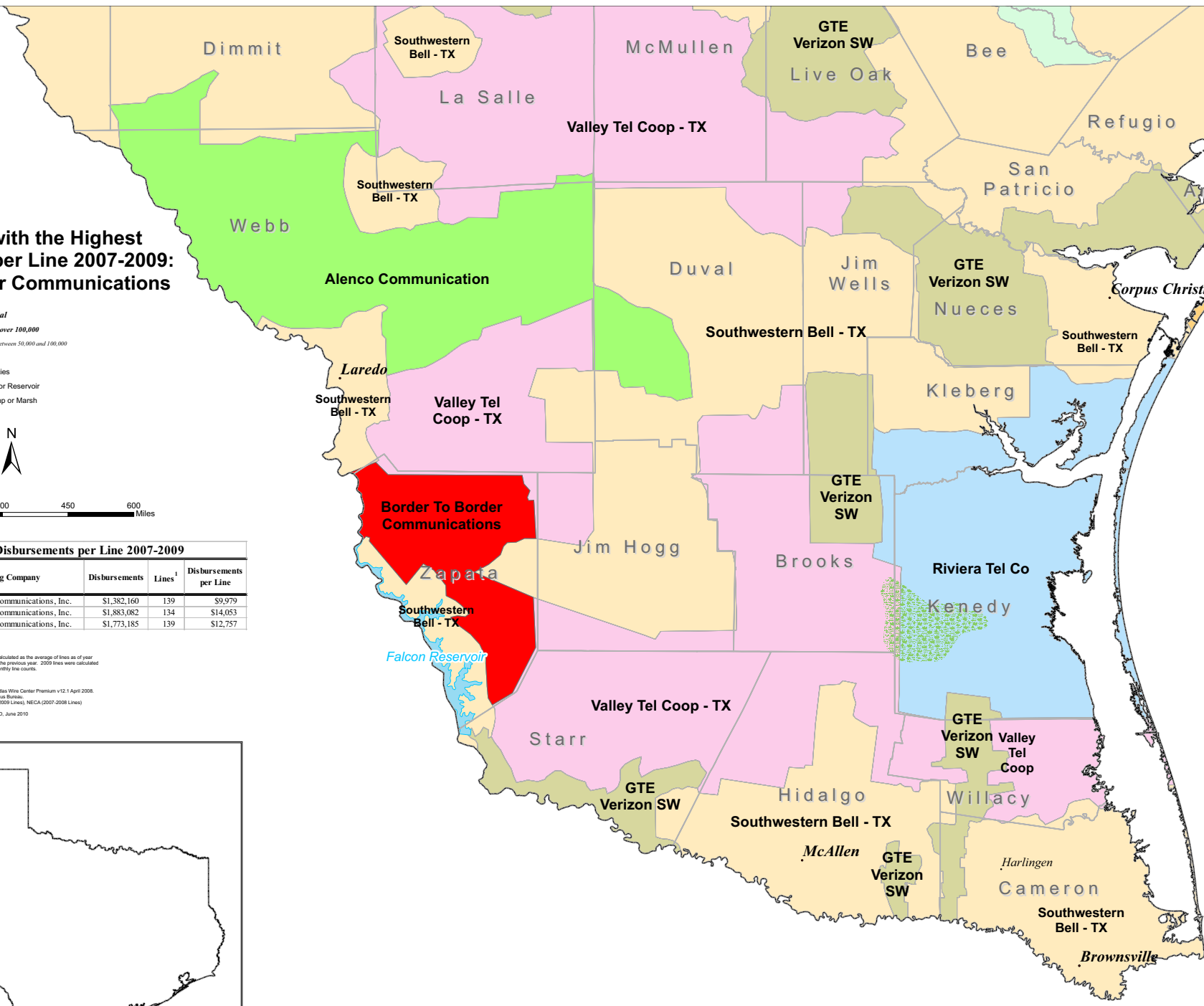
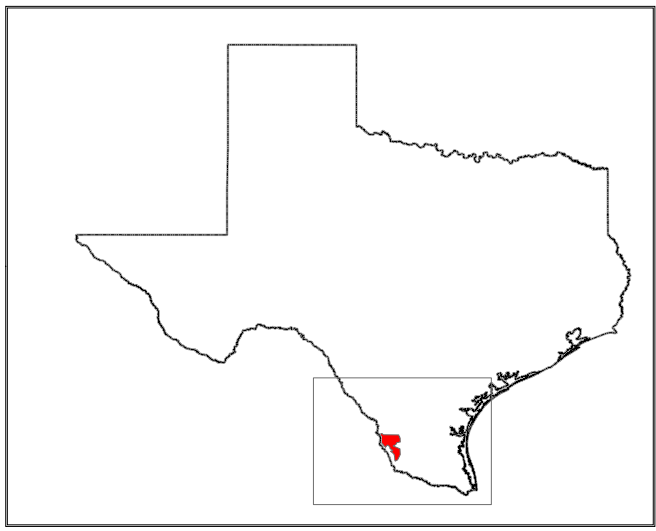
- ★ Capital
- Cities over 100,000
- Cities between 50,000 and 100,000
- State
- Counties
- Lake or Reservoir
- Swamp or Marsh

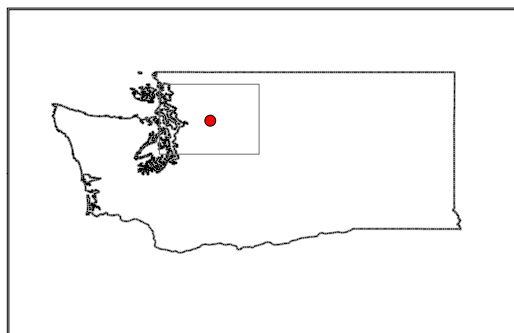
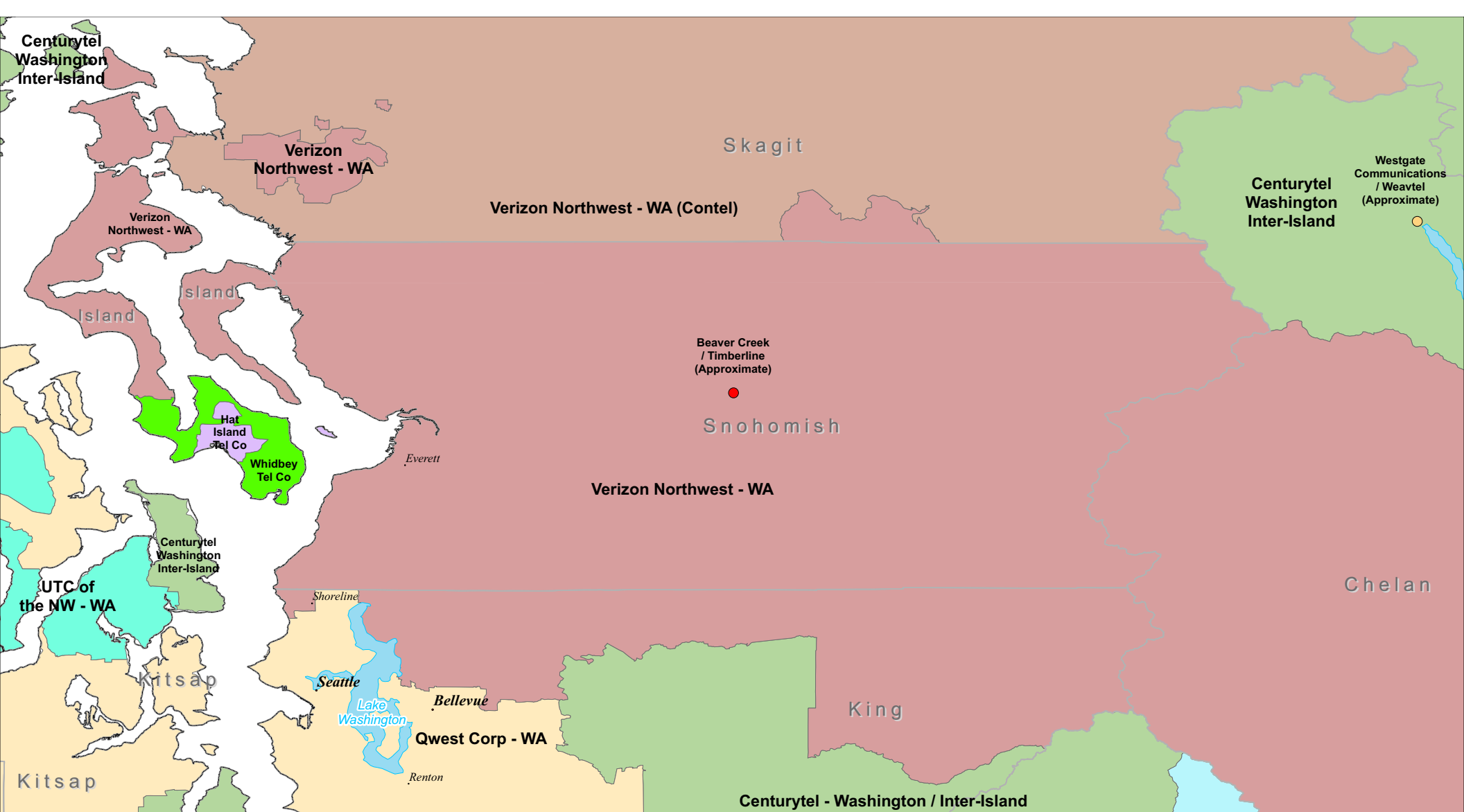


Study Areas with the Highest Disbursements per Line 2007-2009						
Year (Rank)	Study Area Code	Study Area Name	Holding Company	Disbursements	Lines ¹	Disbursements per Line
2007 (4)	442073	BORDER TO BORDER	Border to Border Communications, Inc.	\$1,382,160	139	\$9,979
2008 (2)	442073	BORDER TO BORDER	Border to Border Communications, Inc.	\$1,883,082	134	\$14,053
2009 (3)	442073	BORDER TO BORDER	Border to Border Communications, Inc.	\$1,773,185	139	\$12,757

Note:
 1. 2007 and 2008 lines were calculated as the average of lines as of year end and lines as of the end of the previous year. 2009 lines were calculated as the average of available monthly line counts.

Sources:
 Study Area Boundaries: Tele Atlas Wire Center Premium v12.1 April 2008.
 County Boundaries: U.S. Census Bureau.
 Data: USAC (Disbursements, 2009 Lines), NECA (2007-2008 Lines)
 Prepared by FCC - WCB - IATD, June 2010





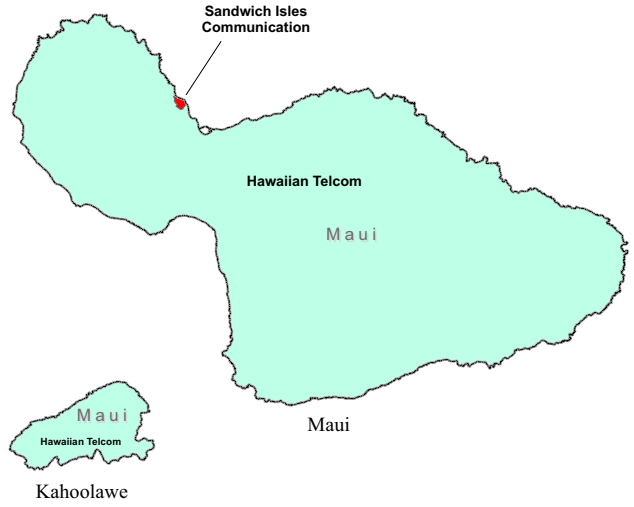

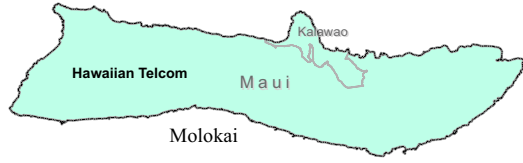
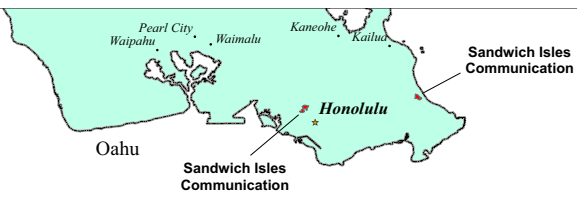
Study Areas with the Highest Disbursements per Line 2007-2009: Beaver Creek / Timberline Telecom

- ★ Capital
- Cities over 100,000
- Cities between 50,000 and 100,000
- State
- Counties
- Glacier
- Lake or Reservoir

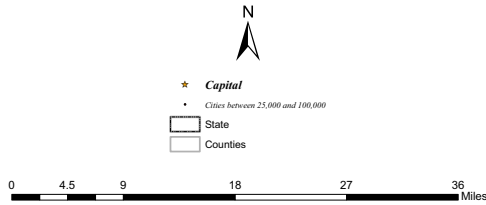


Study Areas with the Highest Disbursements per Line 2007-2009						
Year (Rank)	Study Area Code	Study Area Name	Holding Company	Disbursements	Lines ¹	Disbursements per Line
2007 (2)	520581	BEAVER CREEK TIMBRLN	May, Bott et al.	\$396,126	27	\$14,671
2008 (1)	520581	BEAVER CREEK TIMBRLN	May, Bott et al.	\$454,524	28	\$16,528
2009 (4)	520581	BEAVER CREEK TIMBRLN	May, Bott et al.	\$338,910	29	\$11,892

Note:
¹ 2007 and 2008 lines were calculated as the average of lines as of year end and lines as of the end of the previous year. 2009 lines were calculated as the average of available monthly line counts.
 Sources:
 Study Area Boundaries: Tele Atlas Wire Center Premium v12.1 April 2008.
 County Boundaries: U.S. Census Bureau.
 Data: USAC (Disbursements, 2009 Lines), NECA (2007-2008 Lines)
 Prepared by FCC - WCB - IATD, June 2010



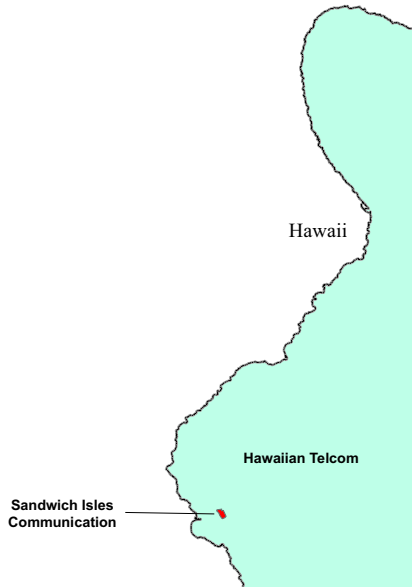
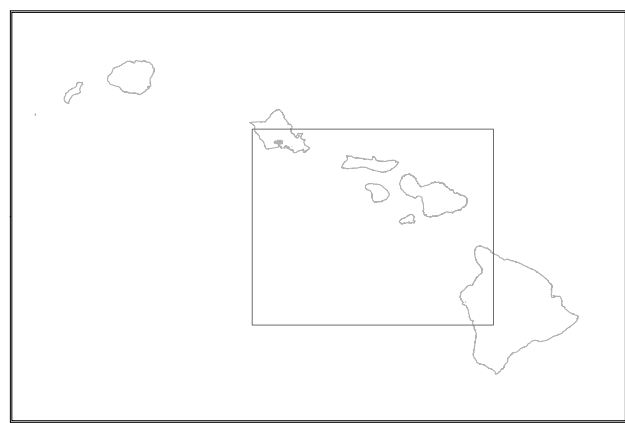
Study Areas with the Highest Disbursements per Line 2007-2009: Sandwich Isles Communications



Study Areas with the Highest Disbursements per Line 2007-2009

Year (Rank)	Study Area Code	Study Area Name	Holding Company	Disbursements	Lines ¹	Disbursements per Line
2007 (3)	623021	SANDWICH ISLES COMM.	Sandwich Isles Communications, Inc.	\$21,818,766	1,709	\$12,771
2008 (3)	623021	SANDWICH ISLES COMM.	Sandwich Isles Communications, Inc.	\$26,372,952	1,984	\$13,296
2009 (5)	623021	SANDWICH ISLES COMM.	Sandwich Isles Communications, Inc.	\$23,945,376	2,192	\$10,926

Note:
 1. 2007 and 2008 lines were calculated as the average of lines as of year end and lines as of the end of the previous year. 2009 lines were calculated as the average of available monthly line counts.
 Sources:
 Study Area Boundaries: Tele Atlas Wire Center Premium v12.1 April 2008.
 County Boundaries: U.S. Census Bureau.
 Data: USAC (Disbursements, 2009 Lines), NECA (2007-2008 Lines)
 Prepared by FCC - WCB - IATD, June 2010



Study Areas with the Highest Disbursements per Line 2007-2009: Accipiter Communications - AZ

- ★ Capital
- Cities over 100,000
- Cities between 50,000 and 100,000
- State
- Counties

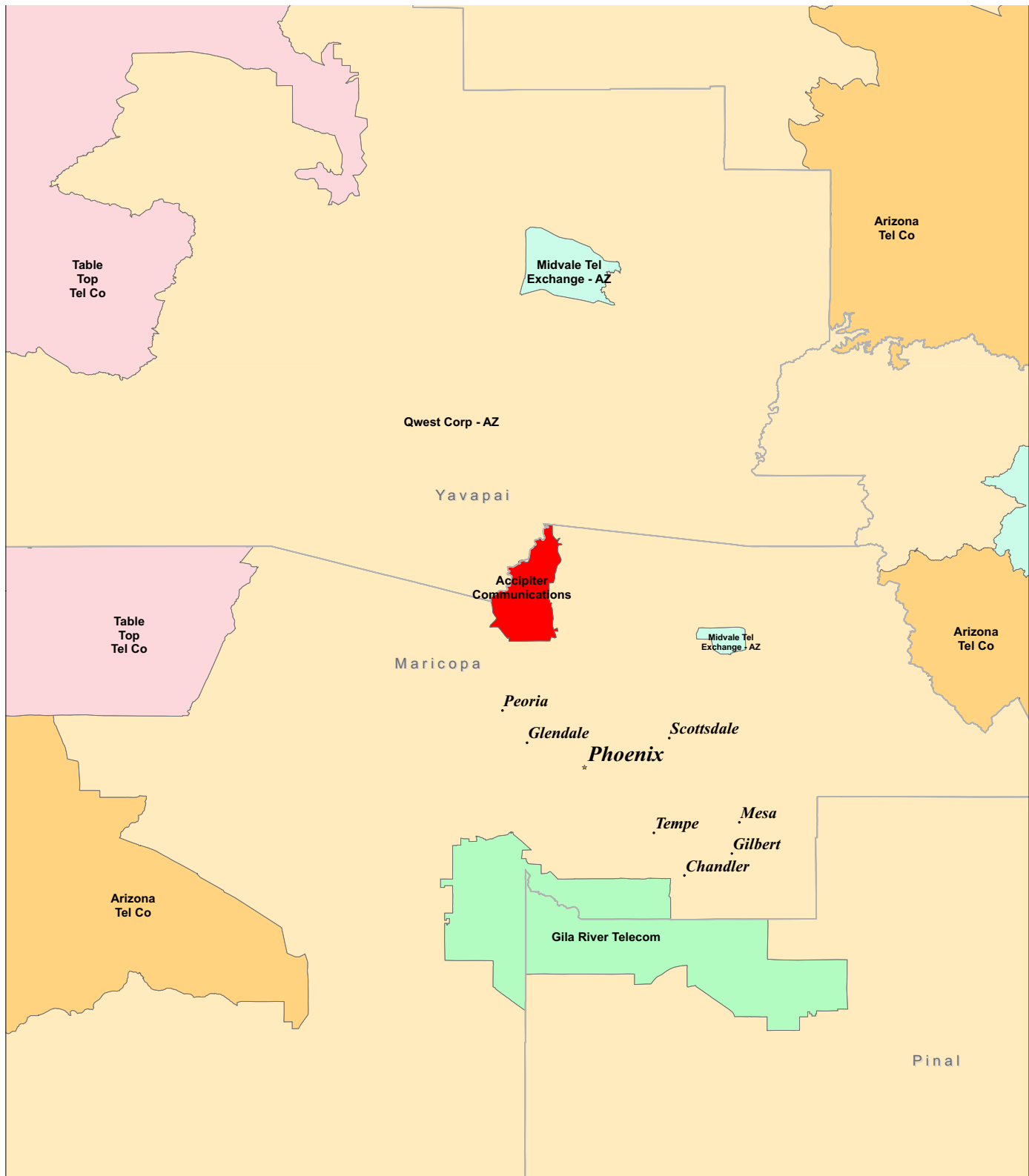
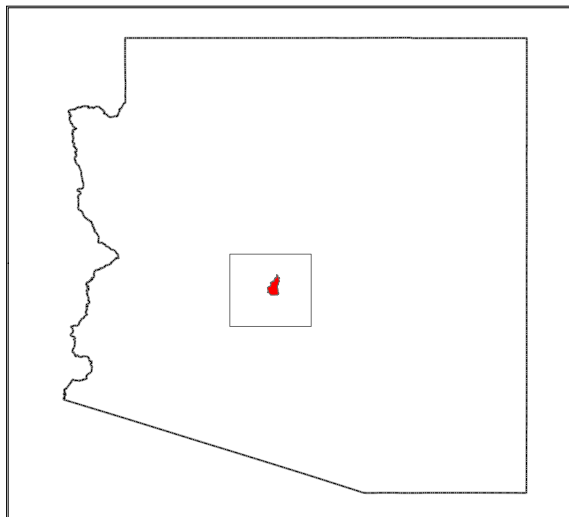


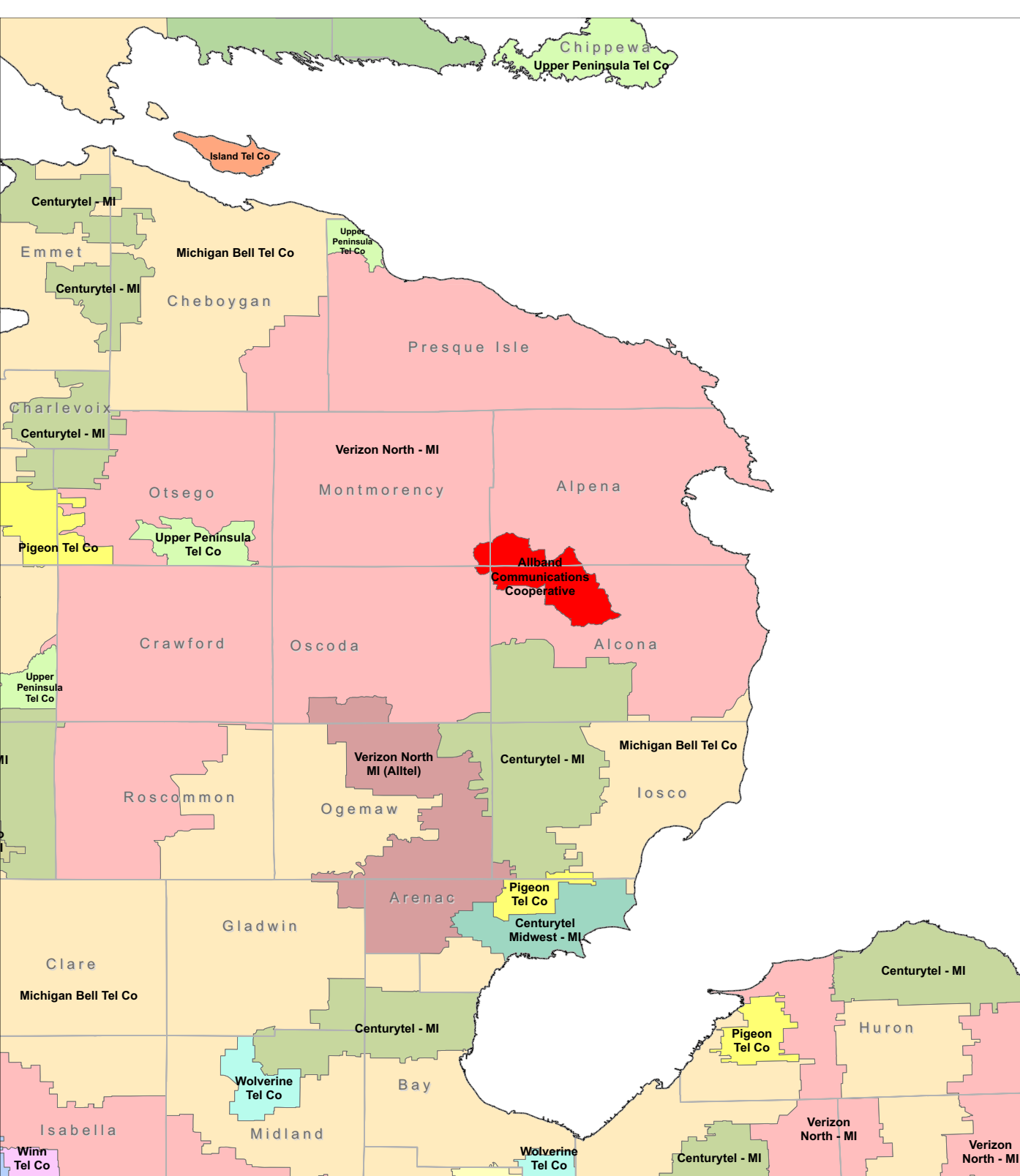
0 4 8 16 24 32 Miles

Study Areas with the Highest Disbursements per Line 2007-2009						
Year (Rank)	Study Area Code	Study Area Name	Holding Company	Disbursements	Lines ¹	Disbursements per Line
2007 (8)	452191	ACCIPITER COMM.	Accipiter Communications, Inc.	\$1,476,648	235	\$6,284
2008 (7)	452191	ACCIPITER COMM.	Accipiter Communications, Inc.	\$2,242,602	288	\$7,800
2009 (6)	452191	ACCIPITER COMM.	Accipiter Communications, Inc.	\$3,007,000	318	\$9,471

Note:
1. 2007 and 2008 lines were calculated as the average of lines as of year end and lines as of the end of the previous year. 2009 lines were calculated as the average of available monthly line counts.


Sources:
Study Area Boundaries: Tele Atlas Wire Center Premium v12.1 April 2008.
County Boundaries: U.S. Census Bureau.
Data: USAC (Disbursements, 2009 Lines), NECA (2007-2008 Lines)
Prepared by FCC - WCB - IATD, June 2010





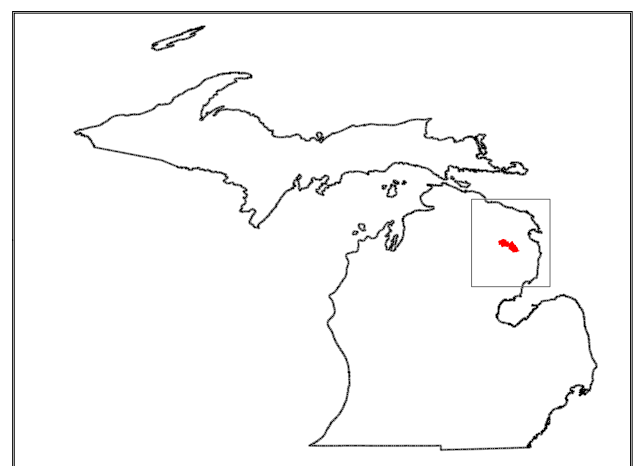
Study Areas with the Highest Disbursements per Line 2007-2009: Allband Communications Cooperative

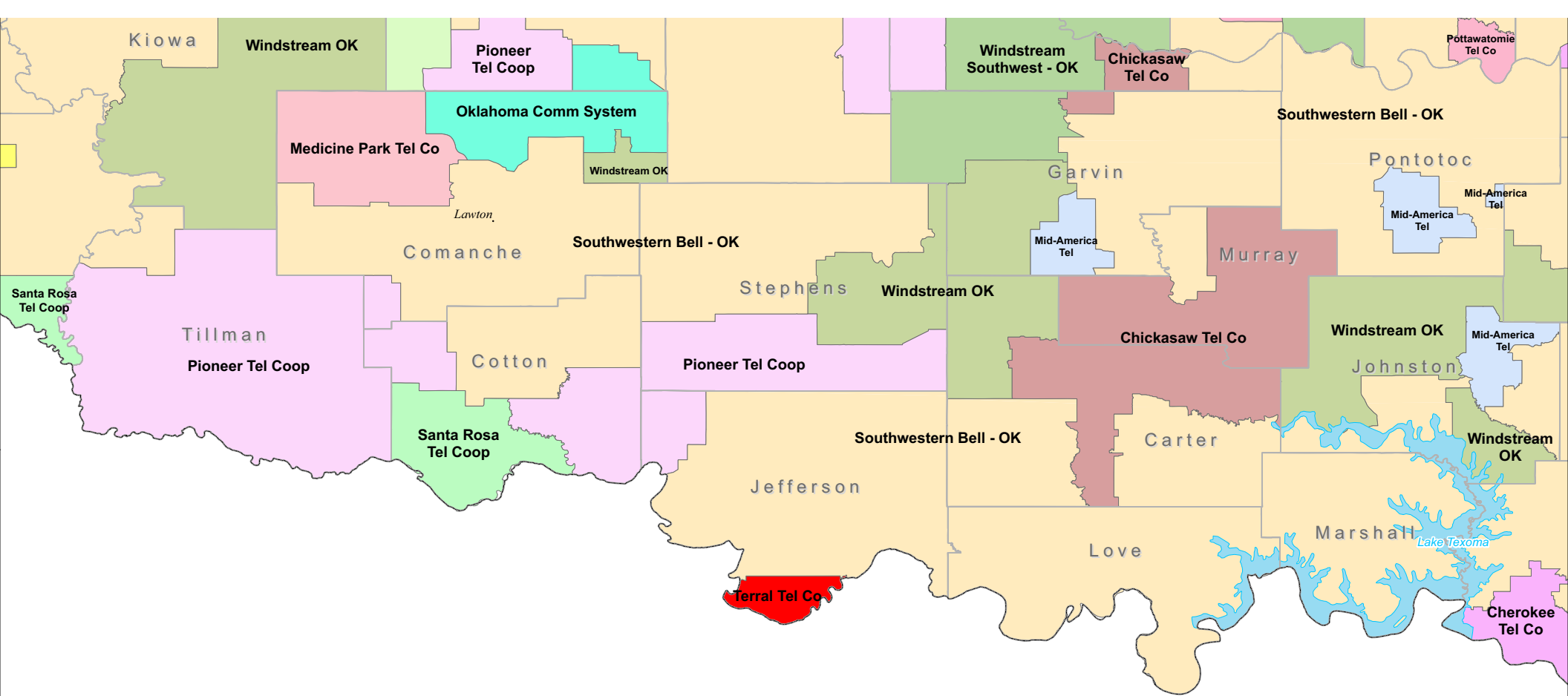
- ★ Capital
- Cities over 100,000
- State
- Counties



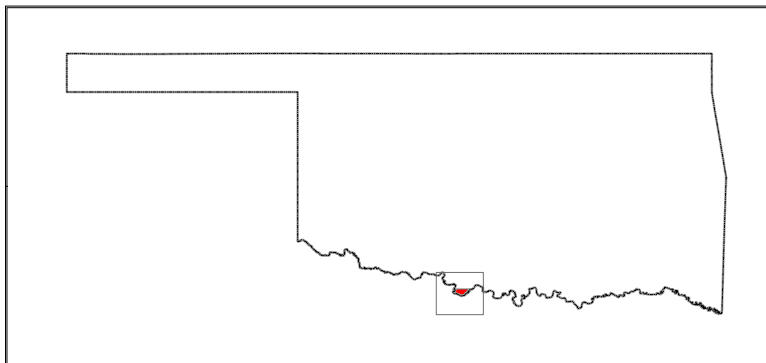
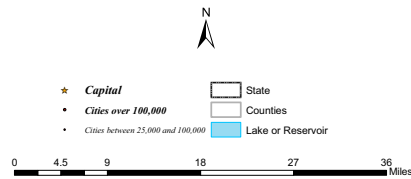
Study Areas with the Highest Disbursements per Line 2007-2009						
Year (Rank)	Study Area Code	Study Area Name	Holding Company	Disbursements	Lines ¹	Disbursements per Line
2007 (6)	310542	ALLBAND COMM. COOP.	Allband Communications Cooperative	\$267,394	40	\$6,685
2008 (6)	310542	ALLBAND COMM. COOP.	Allband Communications Cooperative	\$745,140	77	\$9,677
2009 (7)	310542	ALLBAND COMM. COOP.	Allband Communications Cooperative	\$797,972	115	\$6,969

Note:
 1. 2007 and 2008 lines were calculated as the average of lines as of year end and lines as of the end of the previous year. 2009 lines were calculated as the average of available monthly line counts.
 Sources:
 Study Area Boundaries: Tele Atlas Wire Center Premium v12.1 April 2008.
 Boundary of Allband Communications Coop from Tele Atlas Wire Center Premium v11.2 July 2007.
 County Boundaries: U.S. Census Bureau.
 Data: USAC (Disbursements, 2009 Lines), NECA (2007-2008 Lines)
 Prepared by FCC - WCB - IATD, June 2010





Study Areas with the Highest Disbursements per Line 2007-2009: Terral Tel Co

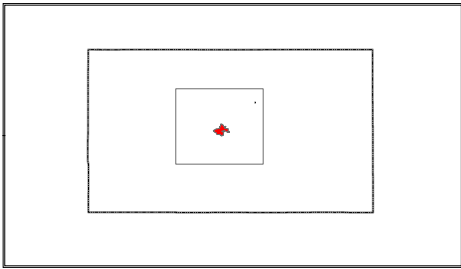


Study Areas with the Highest Disbursements per Line 2007-2009						
Year (Rank)	Study Area Code	Study Area Name	Holding Company	Disbursements	Lines ¹	Disbursements per Line
2007 (7)	432029	TERRAL TEL CO	Terral Telephone Company	\$1,721,598	273	\$6,306
2008 (8)	432029	TERRAL TEL CO	Terral Telephone Company	\$1,685,103	257	\$6,570
2009 (8)	432029	TERRAL TEL CO	Terral Telephone Company	\$1,614,582	246	\$6,563

Note:
 1. 2007 and 2008 lines were calculated as the average of lines as of year end and lines as of the end of the previous year. 2009 lines were calculated as the average of available monthly line counts.

Sources:
 Study Area Boundaries: Tele Atlas Wire Center Premium v12.1 April 2008.
 County Boundaries: U.S. Census Bureau.
 Data: USAC (Disbursements, 2009 Lines), NECA (2007-2008 Lines)

Prepared by FCC - WCB - IATD, June 2010



Study Areas with the Highest Disbursements per Line 2007-2009: South Park Tel Co

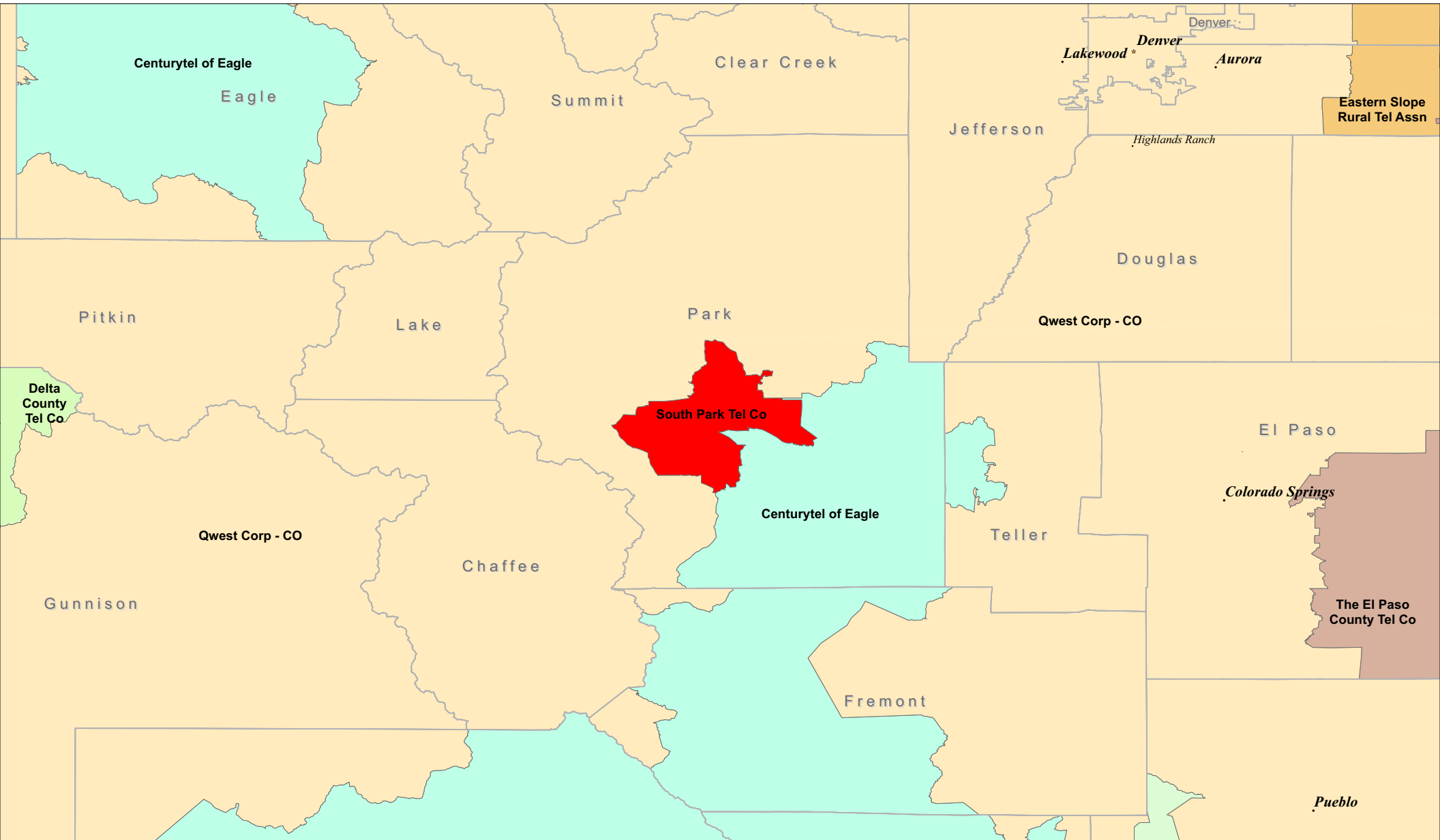
- ★ *Capital*
- *Cities over 100,000*
- *Cities between 50,000 and 100,000*

- Counties
- Lake or Reservoir

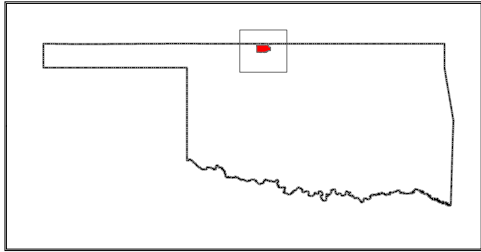


Study Areas with the Highest Disbursements per Line 2007-2009						
Year (Rank)	Study Area Code	Study Area Name	Holding Company	Disbursements	Lines ¹	Disbursements per Line
2007 (9)	462195	SOUTH PARK TEL. CO.	American Broadband Communications et al.	\$920,052	207	\$4,445
2008 (10)	462195	SOUTH PARK TEL. CO.	American Broadband Communications et al.	\$990,807	195	\$5,081
2009 (9)	462195	SOUTH PARK TEL. CO.	American Broadband Communications et al.	\$1,086,314	177	\$6,137

Note:
1. 2007 and 2009 lines were calculated as the average of lines as of year end and lines as of the end of the previous year. 2009 lines were calculated as the average of available monthly line counts.
Source:
Study Area Boundaries: Tele Atlas Wire Center Premium v12.1 April 2008.
County Boundaries: U.S. Census Bureau.
Data: USAC (Disbursements, 2009 Lines), NECA (2007-2008 Lines)
Prepared by FCC - WCB - IATD, June 2010

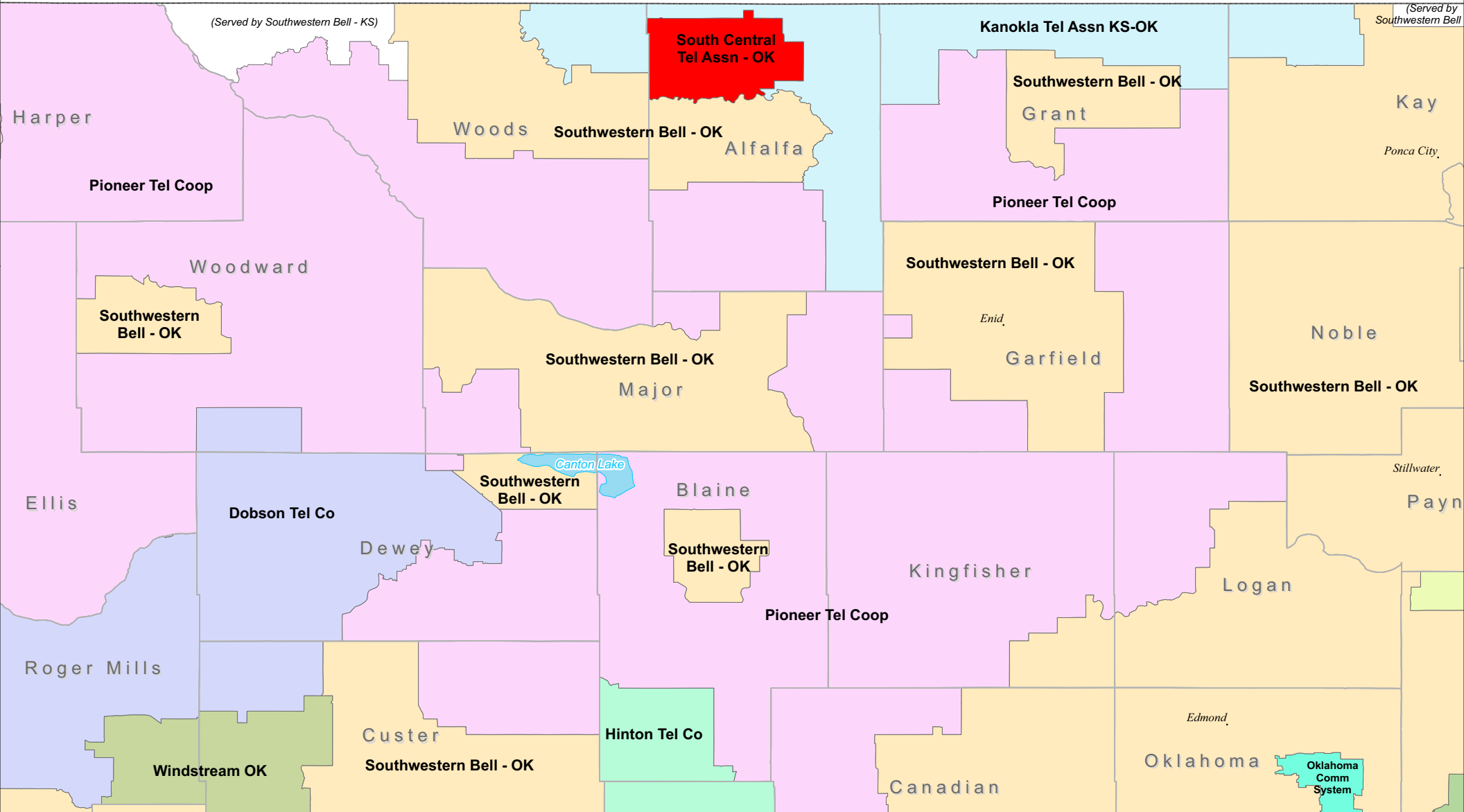
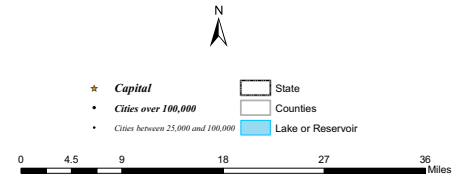


Study Areas with the Highest Disbursements per Line 2007-2009: South Central Tel



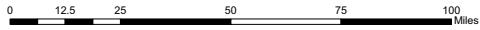
Study Areas with the Highest Disbursements per Line 2007-2009						
Year (Rank)	Study Area Code	Study Area Name	Holding Company	Disbursements	Lines ¹	Disbursements per Line
2008 (9)	431831	S. CENTRAL TEL - OK	South Central Telephone Association, Inc.	\$1,708,206	317	\$5,389
2009 (10)	431831	S. CENTRAL TEL - OK	South Central Telephone Association, Inc.	\$1,836,062	303	\$6,070

Note:
 1. 2007 and 2008 lines were calculated as the average of lines as of year end and lines as of the end of the previous year. 2009 lines were calculated as the average of available monthly line counts.
 Sources:
 Study Area Boundaries: Tele Atlas Wire Center Premium v12.1 April 2008.
 County Boundaries: U.S. Census Bureau.
 Data: USAC (Disbursements, 2009 Lines), NECA (2007-2008 Lines)
 Prepared by FCC - WCB - MATD, June 2010



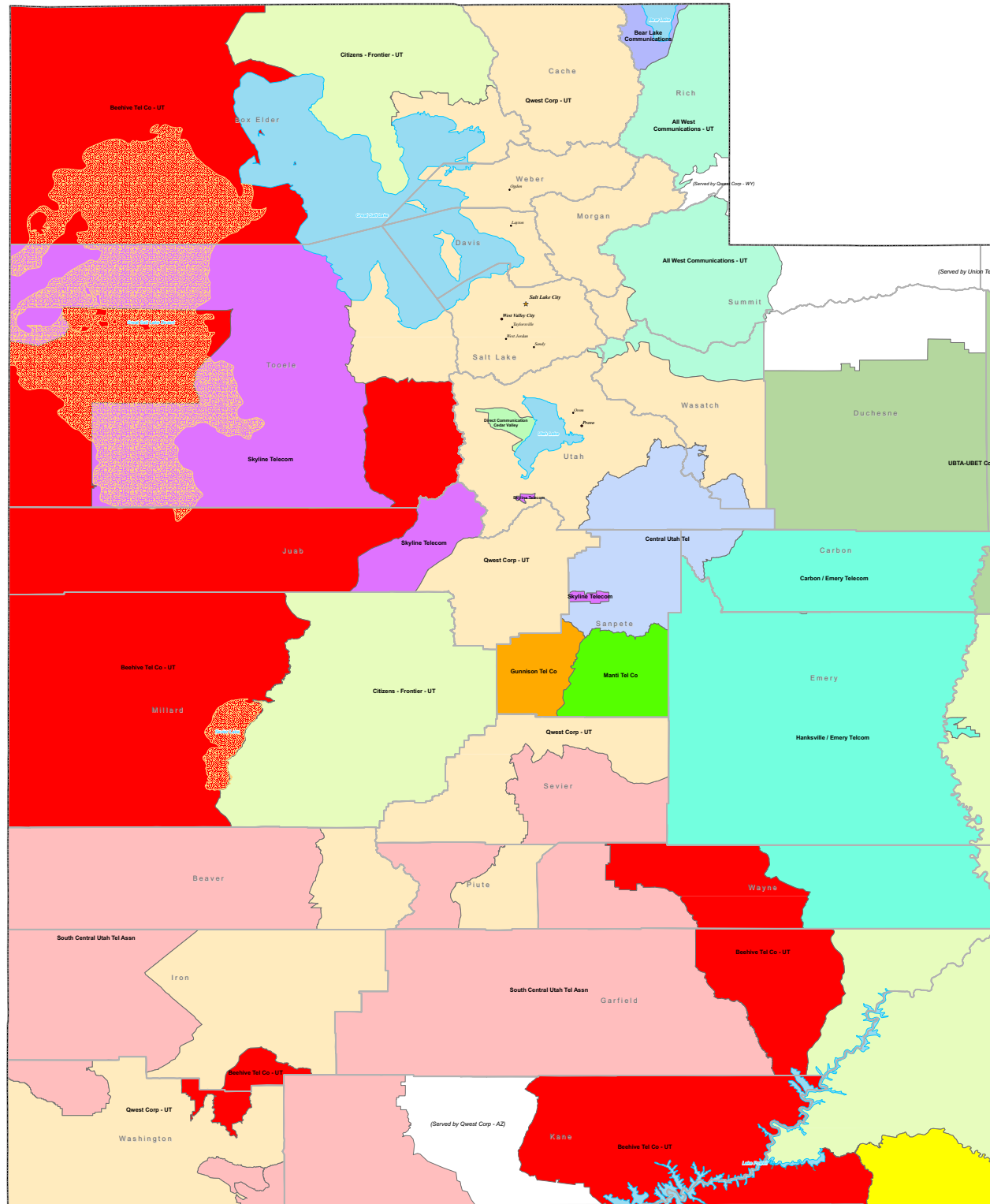
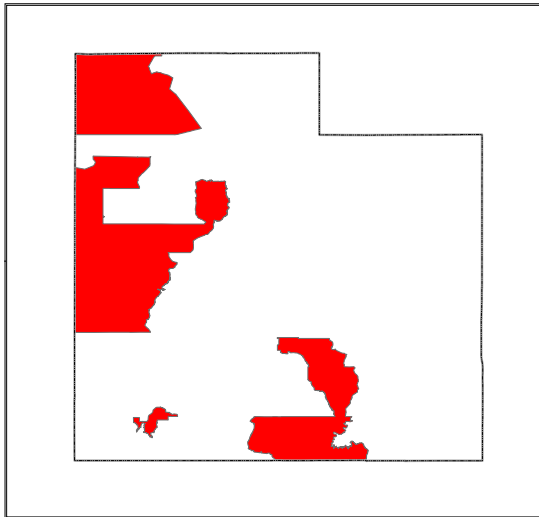
Study Areas with the Highest Disbursements per Line 2007-2009: Beehive Tel Co - UT

- ★ Capital
 - Cities over 100,000
 - Cities between 50,000 and 100,000
- State
 - Counties
 - Lake or Reservoir
 - Dry Lake



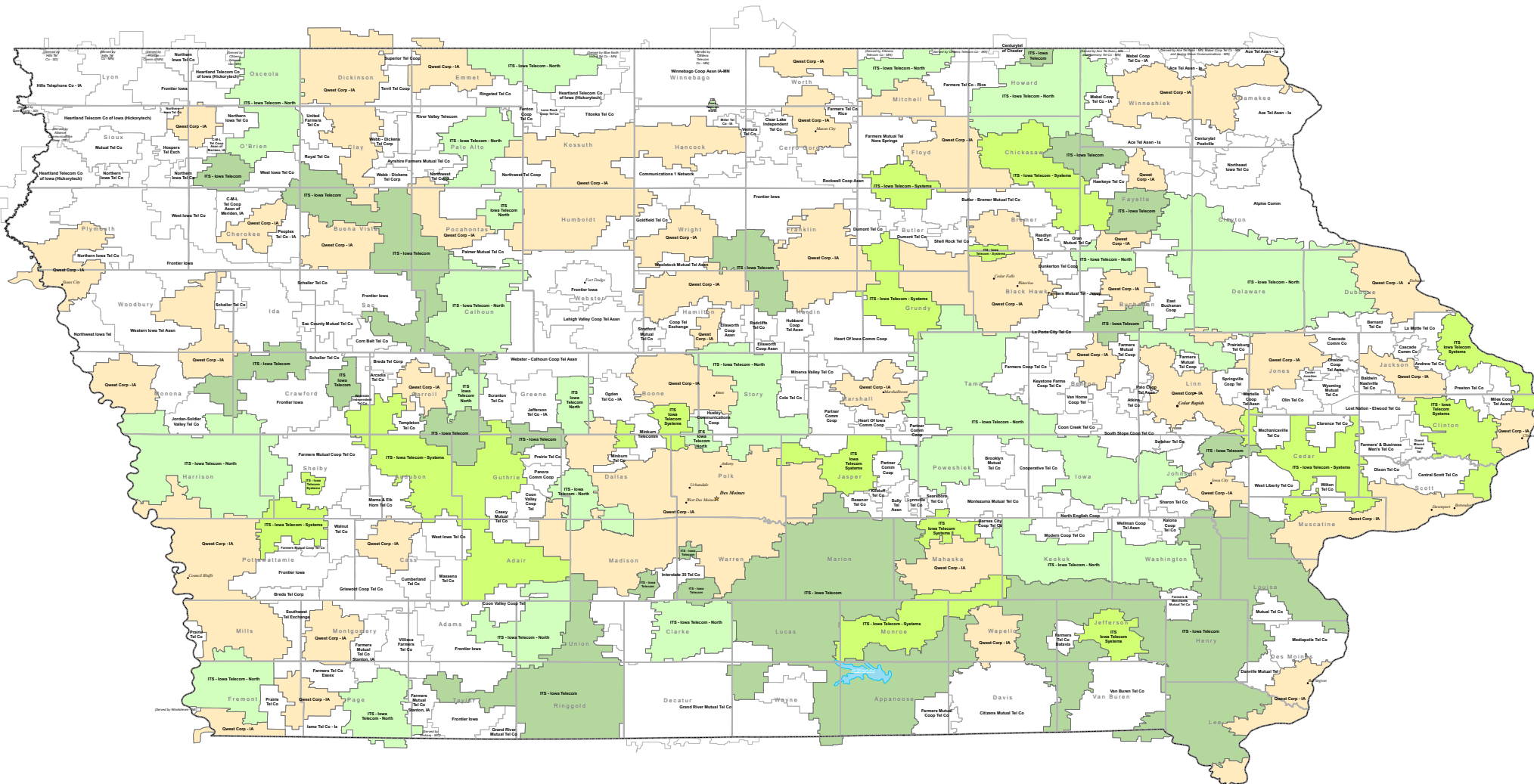
Study Areas with the Highest Disbursements per Line 2007-2009						
Year (Rank)	Study Area Code	Study Area Name	Holding Company	Disbursements	Lines	Disbursements per Line
2007 (10)	502284	BEEHIVE TEL CO - UT	Beehive Telephone Companies	\$4,349,802	993	\$4,380

Note:
 1. Lines are calculated as the average of lines as of year end and lines as of the end of the previous year.
 Sources:
 Study Area Boundaries: Tele Atlas Wire Center Premium v12.1 April 2008.
 County Boundaries: U.S. Census Bureau.
 Data: USMC (Disbursements), NISRA (Lines)
 Prepared by FCC - WCB - IATD, June 2010



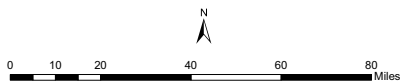
**Federal Communications Commission Response to
United States House of Representatives
Committee on Energy and Commerce
Universal Service Fund Data Request of June 15, 2010**

**Part 5
Geographic Scope of the Top Study Areas by Number of ETCs**



Study Areas with the Greatest Number of CETCs 2007-2009: Iowa

- ★ Capital
- Cities over 100,000
- Cities between 25,000 and 100,000
- State
- Counties
- Lake or Reservoir
- Iowa Telecom
- Iowa Telecom - Systems
- Iowa Telecom - North
- Qwest Corp. - IA
- Other Study Areas



Sources:
 Study Area Boundaries: Tele Atlas Wire Center Premium v12.1 April 2008.
 County Boundaries: U.S. Census Bureau.
 Data: USAC.

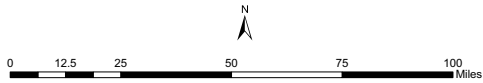
Prepared by FCC - WCB - IATD, June 2010

Study Areas with the Most Eligible Telecommunications Carriers 2007-2009

Year (Rank)	Study Area Code	Study Area Name	Number of Competitive ETCs
2007 (1)	351167	IOWA TELECOMM. SVCS. DBA IOWA TELECOM - NORTH	31
2007 (2)	351170	IOWA TELECOMM. SVCS. DBA IOWA TELECOM - SYSTEMS	30
2007 (3)	351178	IOWA TELECOMM. SVCS. DBA IOWA TELECOM	22
2007 (9)	355141	QWEST CORPORATION - IA	10
2008 (1)	351167	IOWA TELECOMM. SVCS. DBA IOWA TELECOM - NORTH	29
2008 (2)	351170	IOWA TELECOMM. SVCS. DBA IOWA TELECOM - SYSTEMS	24
2008 (3)	351178	IOWA TELECOMM. SVCS. DBA IOWA TELECOM	20
2008 (9)	351214	KALONA COOP TEL CO	10
2009 (1)	351167	IOWA TELECOMM. SVCS. DBA IOWA TELECOM - NORTH	19
2009 (2)	351178	IOWA TELECOMM. SVCS. DBA IOWA TELECOM	17
2009 (4)	351170	IOWA TELECOMM. SVCS. DBA IOWA TELECOM - SYSTEMS	13
2009 (4)	355141	QWEST CORPORATION - IA	13

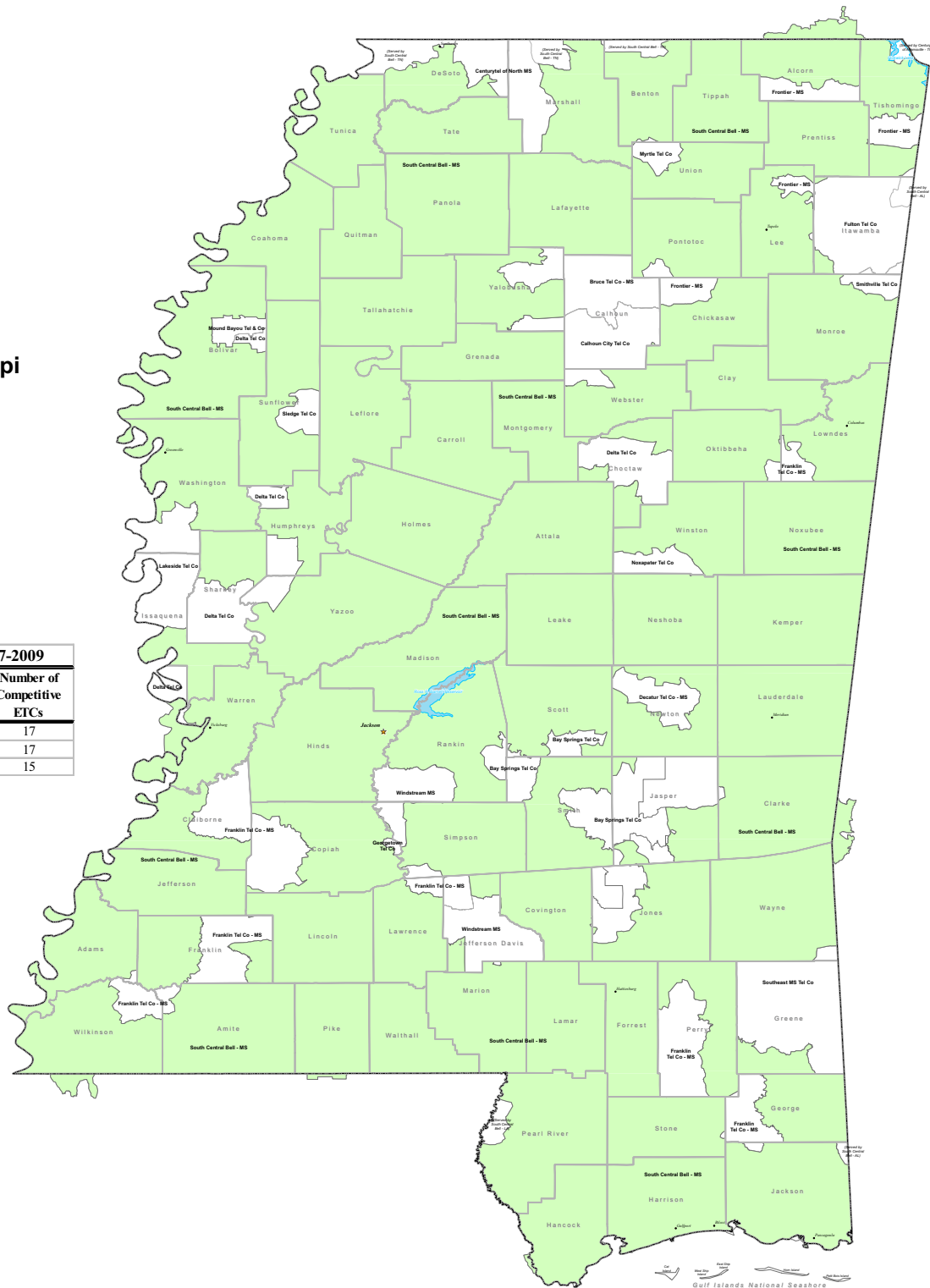
Study Areas with the Greatest Number of CETCs 2007-2009: Mississippi

- ★ Capital
- Cities over 100,000
- Cities between 25,000 and 100,000
- State
- Counties
- Lake or Reservoir
- South Central Bell - MS
- Other Study Areas



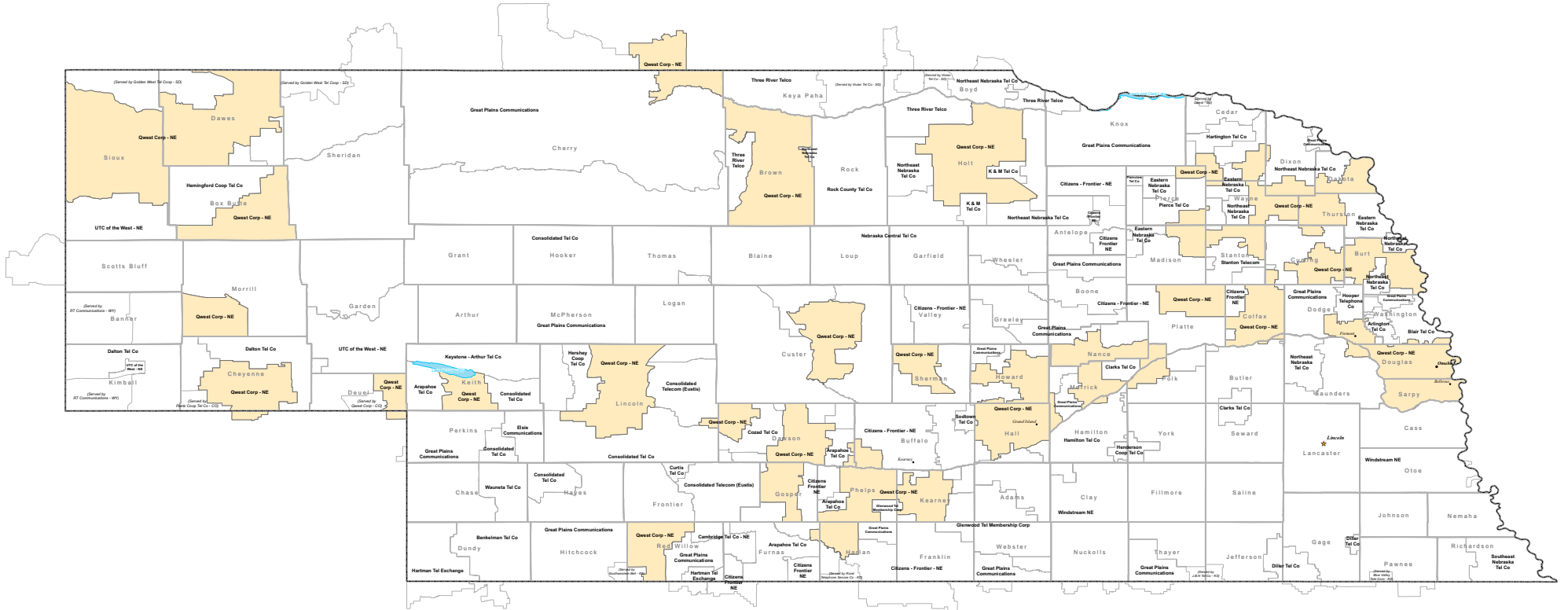

Study Areas with the Most Eligible Telecommunications Carriers 2007-2009			
Year (Rank)	Study Area Code	Study Area Name	Number of Competitive ETCs
2007 (4)	285184	SOUTH CENTRAL BELL - MS	17
2008 (4)	285184	SOUTH CENTRAL BELL - MS	17
2009 (3)	285184	SOUTH CENTRAL BELL - MS	15

Sources:
 Study Area Boundaries: Tele Atlas Wire Center Premium v12.1 April 2008.
 County Boundaries: U.S. Census Bureau.
 Data: USAC.
 Prepared by FCC - WCB - WTD, June 2010



Study Areas with the Greatest Number of CETCs 2007-2009: Nebraska

- ★ Capital
- Cities over 100,000
- Cities between 25,000 and 100,000
- State
- Counties
- Lake or Reservoir
- Qwest Corp. - NE
- Other Study Areas



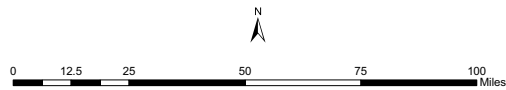
Study Areas with the Most Eligible Telecommunications Carriers 2007-2009

Year (Rank)	Study Area Code	Study Area Name	Number of Competitive ETCs
2007 (6)	375143	QWEST CORPORATION - NE	12
2008 (5)	375143	QWEST CORPORATION - NE	13
2009 (4)	375143	QWEST CORPORATION - NE	13

Sources:
 Study Area Boundaries: Tele Atlas Wire Center Premium v12.1 April 2008.
 County Boundaries: U.S. Census Bureau.
 Data: USAC.
 Prepared by FCC - WCB - IATD, June 2010

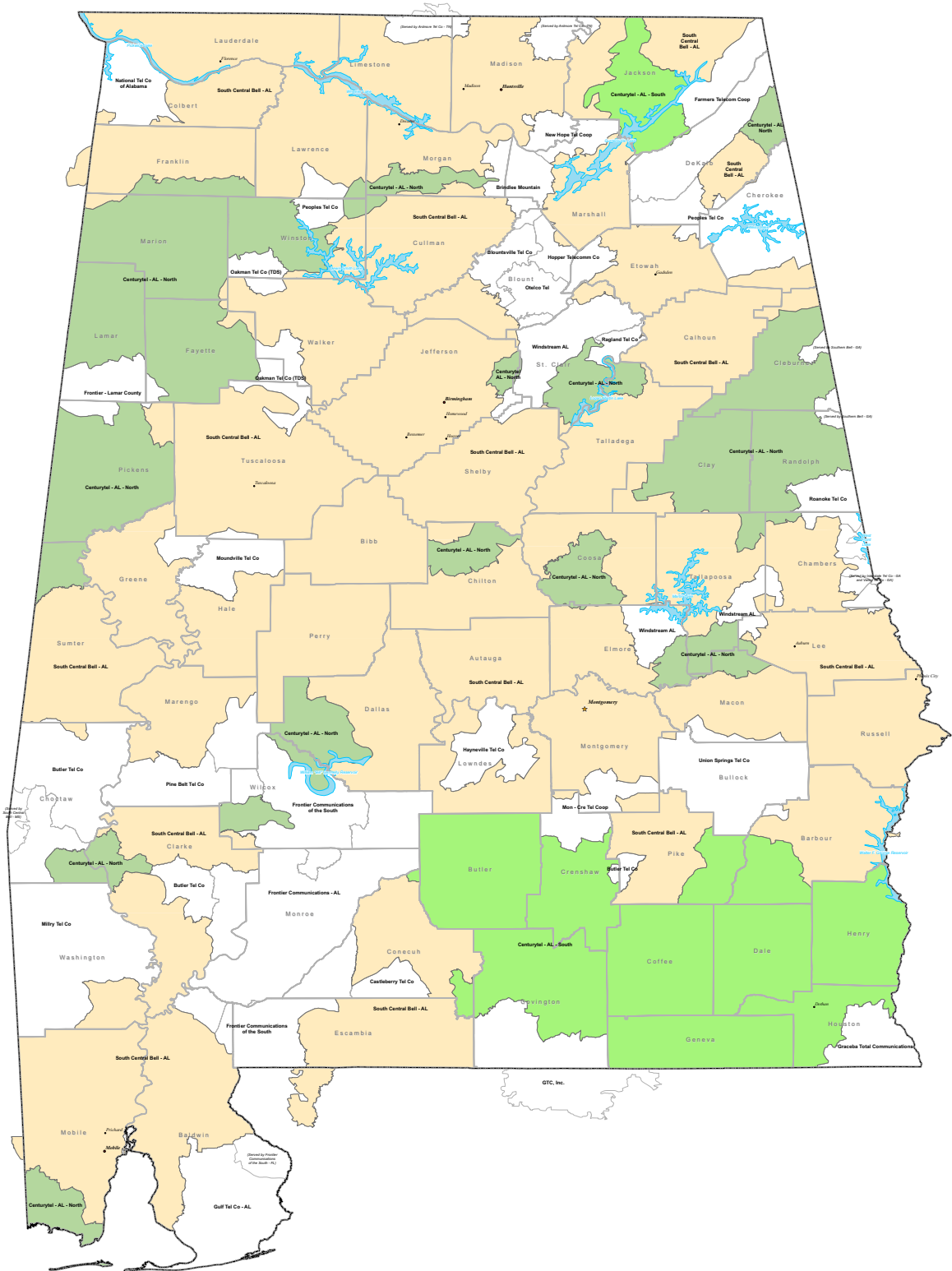
Study Areas with the Greatest Number of CETCs 2007-2009: Alabama

- ★ Capital
- Cities over 100,000
- Cities between 25,000 and 100,000
- State
- Counties
- Lake or Reservoir
- CenturyTel - AL - South
- CenturyTel - AL - North
- South Central Bell - AL
- Other Study Areas



Study Areas with the Most Eligible Telecommunications Carriers 2007-2009			
Year (Rank)	Study Area Code	Study Area Name	Number of Competitive ETCs
2007 (5)	255181	SOUTH CENTRAL BELL - AL	13
2007 (9)	259788	CENTURYTEL-AL-SOUTH	10
2007 (9)	259789	CENTURYTEL-AL-NORTH	10
2008 (5)	255181	SOUTH CENTRAL BELL - AL	13
2008 (8)	259788	CENTURYTEL-AL-SOUTH	11
2008 (9)	259789	CENTURYTEL-AL-NORTH	10
2009 (7)	255181	SOUTH CENTRAL BELL - AL	12
2009 (10)	259789	CENTURYTEL-AL-NORTH	10
2009 (10)	259788	CENTURYTEL-AL-SOUTH	10

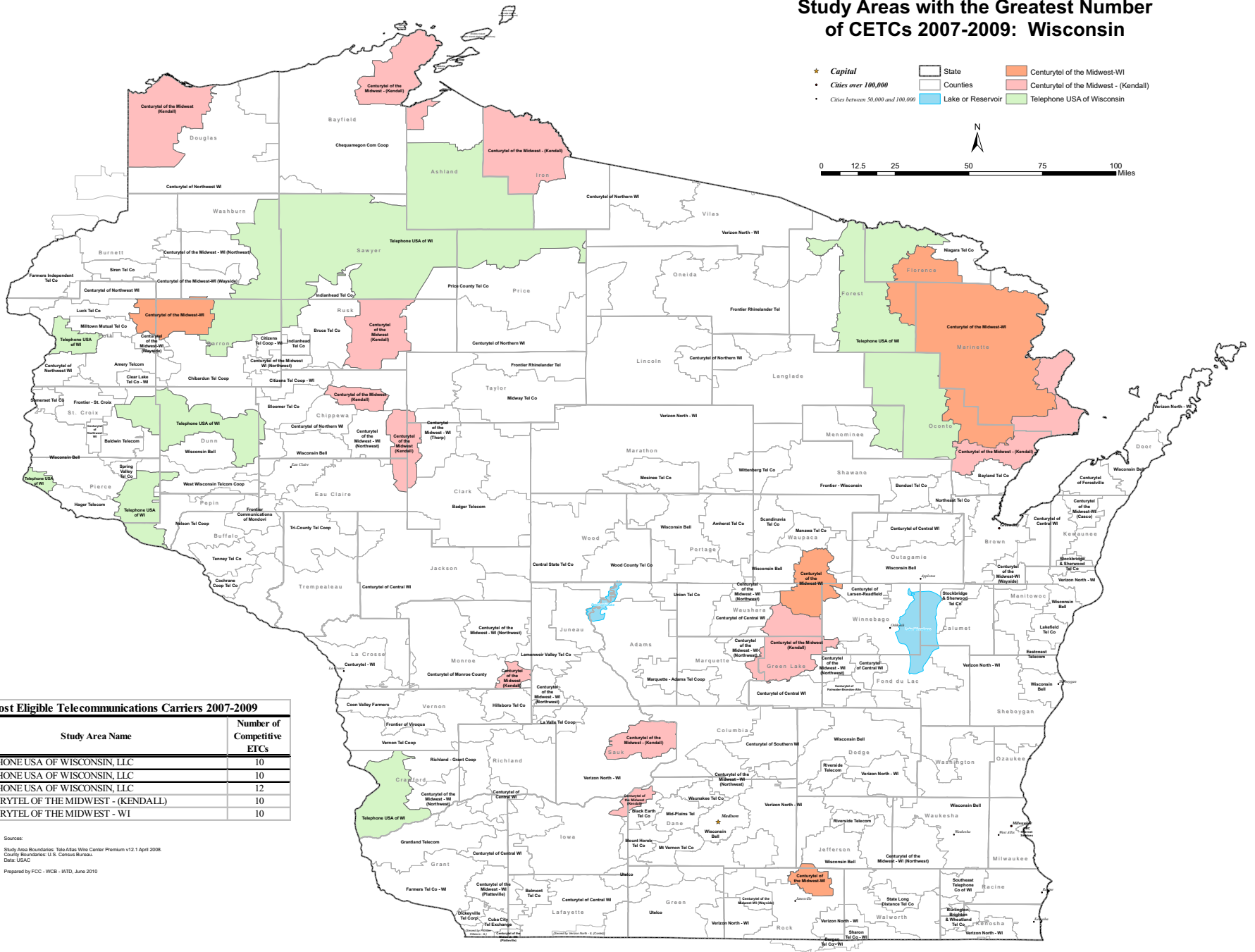
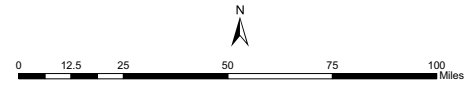
Sources:
 Study Area Boundaries: Tele Atlas Wire Center Premium v12.1 April 2008.
 County Boundaries: U.S. Census Bureau.
 Data: USAC
 Prepared by FCC - WCB - IATD, June 2010



Study Areas with the Greatest Number of CETCs 2007-2009: Wisconsin

- ★ **Capital**
- **Cities over 100,000**
- **Cities between 50,000 and 100,000**

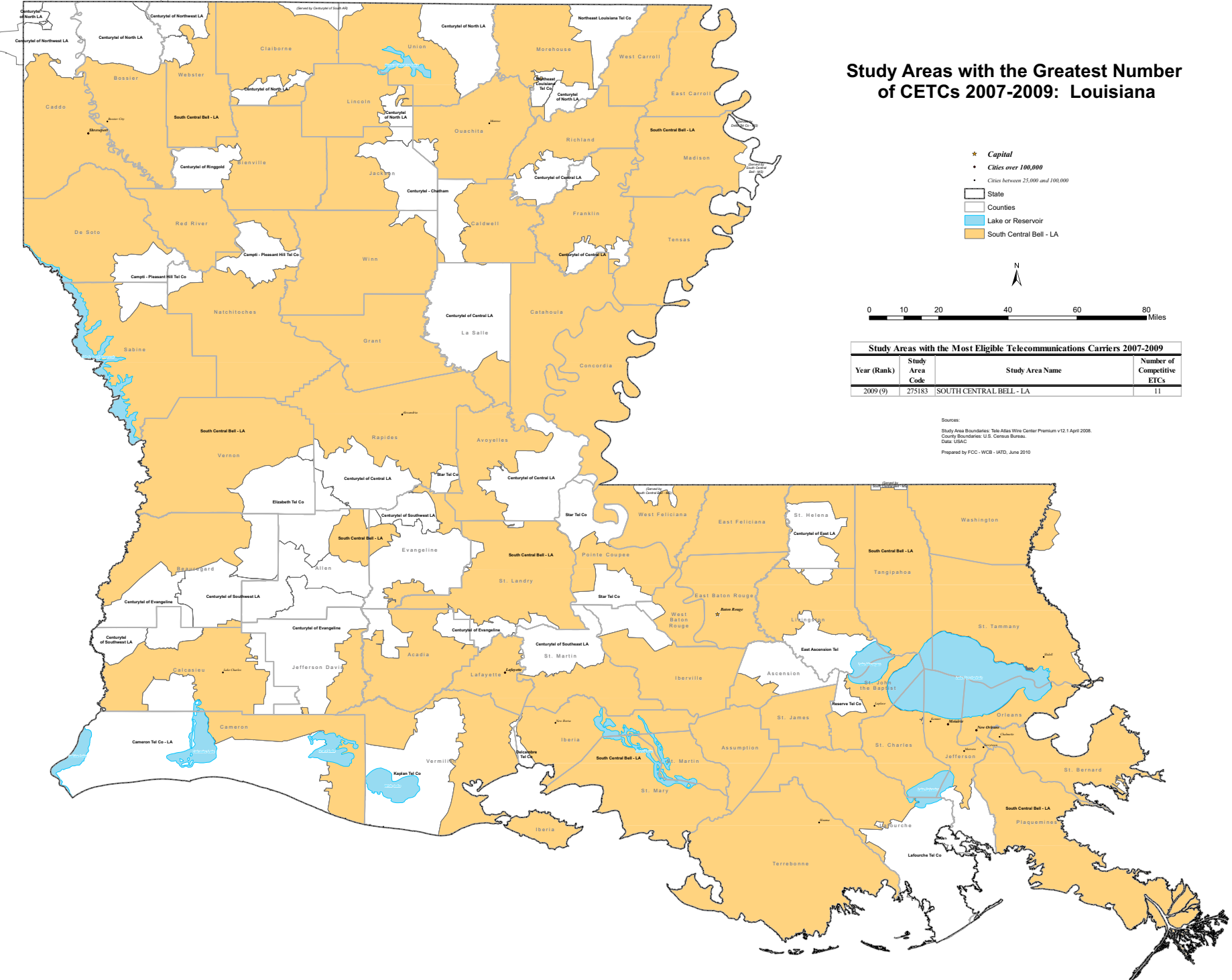
- State
- Counties
- Lake or Reservoir
- Centurytel of the Midwest-WI
- Centurytel of the Midwest - (Kendall)
- Telephone USA of Wisconsin



Study Areas with the Most Eligible Telecommunications Carriers 2007-2009			
Year (Rank)	Study Area Code	Study Area Name	Number of Competitive ETCs
2007 (9)	331155	TELEPHONE USA OF WISCONSIN, LLC	10
2008 (9)	331155	TELEPHONE USA OF WISCONSIN, LLC	10
2009 (7)	331155	TELEPHONE USA OF WISCONSIN, LLC	12
2009 (10)	330924	CENTURYTEL OF THE MIDWEST - (KENDALL)	10
2009 (10)	330841	CENTURYTEL OF THE MIDWEST - WI	10

Sources:
 Study Area Boundaries: Tele Atlas Wires Center Premium v12.1 April 2008
 County Boundaries: U.S. Census Bureau
 Data: USAC
 Prepared by FCC - WCB - WTD, June 2010

Study Areas with the Greatest Number of CETCs 2007-2009: Louisiana

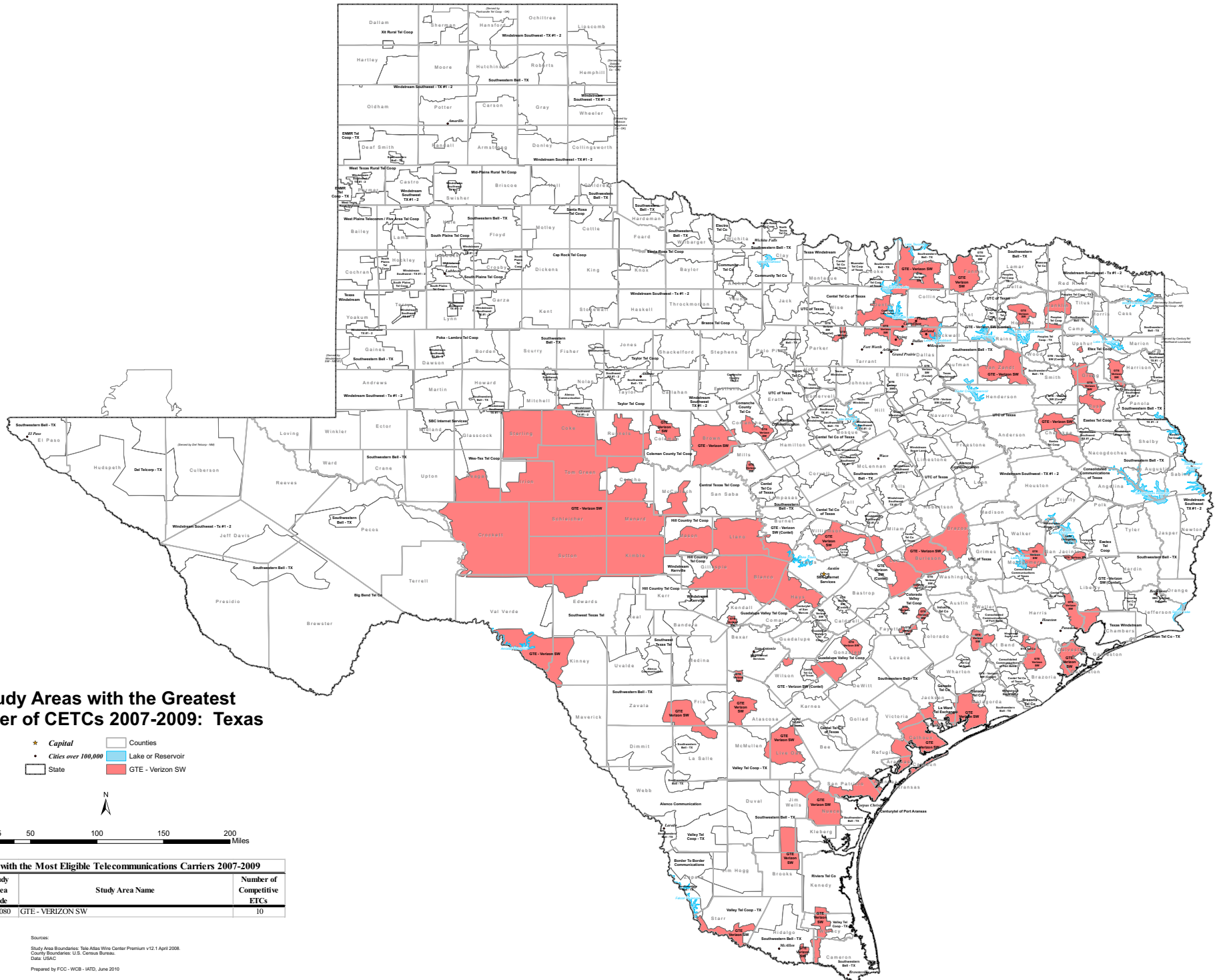


- ★ Capital
- Cities over 100,000
- Cities between 25,000 and 100,000
- State
- Counties
- Lake or Reservoir
- South Central Bell - LA



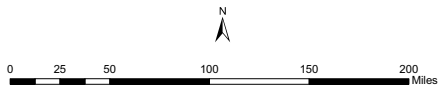
Study Areas with the Most Eligible Telecommunications Carriers 2007-2009			
Year (Rank)	Study Area Code	Study Area Name	Number of Competitive ETCs
2009 (9)	275183	SOUTH CENTRAL BELL - LA	11

Sources:
 Study Area Boundaries: Tele Atlas Wire Center Premium v12.1 April 2008.
 County Boundaries: U.S. Census Bureau.
 Date: USAC
 Prepared by FCC - WCB - IATD, June 2010



Study Areas with the Greatest Number of CETCs 2007-2009: Texas

- ★ Capital
- Cities over 100,000
- State
- Counties
- Lake or Reservoir
- GTE - Verizon SW

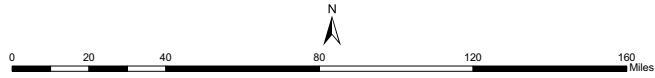


Study Areas with the Most Eligible Telecommunications Carriers 2007-2009			
Year (Rank)	Study Area Code	Study Area Name	Number of Competitive ETCs
2009 (10)	442080	GTE - VERIZON SW	10

Source:
 Study Area Boundaries: Tele Atlas Wire Center Premium v12.1 April 2008.
 County Boundaries: U.S. Census Bureau.
 Date: USAC
 Prepared by FCC - WCB - IATD, June 2010

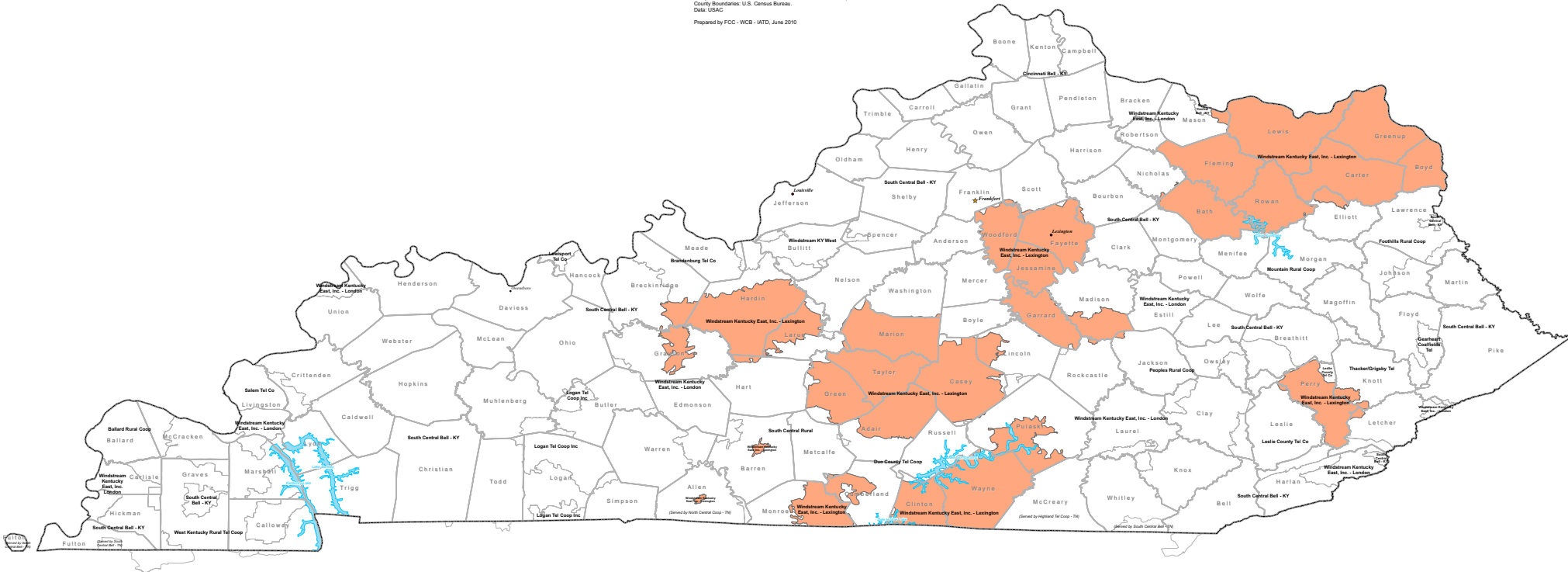
Study Areas with the Greatest Number of CETCs 2007-2009: Kentucky

- ★ *Capital*
 - *Cities over 100,000*
 - *Cities between 50,000 and 100,000*
- State
 - Counties
 - Lake or Reservoir
 - Windstream Lexington

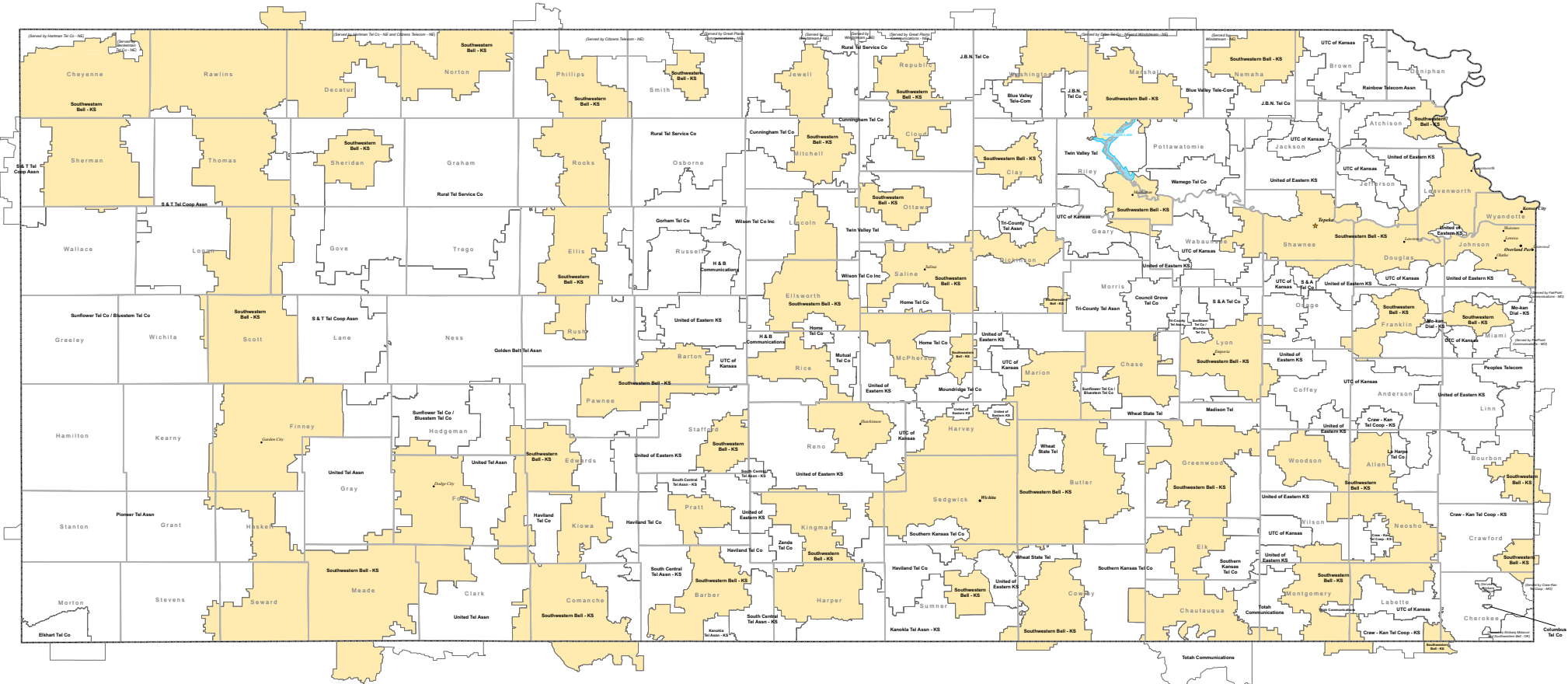


Study Areas with the Most Eligible Telecommunications Carriers 2007-2009			
Year (Rank)	Study Area Code	Study Area Name	Number of Competitive ETCS
2007 (7)	269690	WINDSTREAM LEXINGTON	11
2008 (9)	269690	WINDSTREAM LEXINGTON	10
2009 (10)	269690	WINDSTREAM LEXINGTON	10

Sources:
 Study Area Boundaries: TeleAtlas Wire Center Premium v12.1 April 2008.
 County Boundaries: U.S. Census Bureau.
 Data: USAC.
 Prepared by FCC - WCB - IATD, June 2010




Study Areas with the Greatest Number of CETCs 2007-2009: Kansas



- ★ Capital
- Cities over 100,000
- Cities between 25,000 and 100,000
- State
- Counties
- Lake or Reservoir
- Southwestern Bell - KS

Study Areas with the Most Eligible Telecommunications Carriers 2007-2009			
Year (Rank)	Study Area Code	Study Area Name	Number of Competitive ETCS
2009 (10)	415214	SOUTHWESTERN BELL-KS	10



Sources:
 Study Area Boundaries: Tele Atlas Wire Center Premium v12.1 April 2008.
 County Boundaries: U.S. Census Bureau, Data USA/C
 Prepared by FCC - WCB - IATD, June 2010

**Federal Communications Commission Response to
United States House of Representatives
Committee on Energy and Commerce
Universal Service Fund Data Request of June 15, 2010**

**Part 6
Subscriber Line Charge Information for Top Study Areas by
Number of ETCs**

PART 6: Subscriber Line Charge Information for Top Study Areas

1. Explanations

A. Basic Rate. The FCC does not regulate local rates (basic rate for flat service). These would be regulated, if at all, at the state level. The FCC is working on providing the Committee with additional information on local rates.

B. Subscriber Line Charge (SLC). The SLC is a fee that local phone companies may charge their customers to recover a portion of the cost of completing long distance calls on their local networks, subject to a cap regulated by the FCC. The SLC cap for residential/single-line business lines is lower than the cap for second or additional residential lines (non-primary lines) and lower than the cap for multi-line business lines. A combined report (showing 2009, 2008 and 2007 SLC rates) is set forth below in Table 1 of this Part 6.

Part 6, Table 1: Subscriber Line Charges (SLCs) for Study Areas with the Greatest Number of ETCs -- 2007 through 2009

Study Area Name	2009			2008			2007			Study Area Code	State
	Residential/Single Line Business Lines	Non-Primary Lines	Multi-Line Business Rates	Residential/Single Line Business Lines	Non-Primary Lines	Multi-Line Business Rates	Residential/Single Line Business Lines	Non-Primary Lines	Multi-Line Business Rates		
ITS-IOWA TELECOM	\$5.59	\$5.89	\$7.71	\$6.15	\$6.15	\$8.41	\$6.15	\$6.15	\$8.66	351167	IA
ITS-IOWA TELECOM	5.59	5.89	7.71	6.15	6.15	8.41	6.15	6.15	8.66	351178	IA
ITS-IOWA TELECOM SYS	5.59	5.89	7.71	6.15	6.15	8.41	6.15	6.15	8.66	351170	IA
SOUTH CENTRAL BELL-AL	6.50	6.66	6.66	6.50	6.83	6.83	6.50	6.79	6.79	255181	AL
SOUTH CENTRAL BELL-LA	6.50	6.66	6.66	6.50	6.83	6.83	6.50	6.79	6.79	275183	LA
SOUTH CENTRAL BELL-MS	6.50	6.66	6.66	6.50	6.83	6.83	6.50	6.79	6.79	285184	MS
QWEST CORP-IA	4.82	4.82	4.82	4.84	4.84	4.84	4.82	4.82	4.82	355141	IA
QWEST CORP-NE	4.61	4.61	4.61	4.78	4.78	4.78	4.80	4.80	4.80	375143	NE
TELEPHONE USA OF WI	6.33	6.33	6.33	6.50	-	9.20	6.50	-	9.20	331155	WI
CENTURYTEL-AL NORTH	6.50	7.00	9.20	6.50	7.00	9.20	6.50	7.00	9.20	259789	AL
CENTURYTEL-AL SOUTH	6.50	7.00	9.20	6.50	7.00	9.20	6.50	7.00	9.20	259788	AL
CENTURYTEL-MW-KENDAL	6.50	6.50	8.84	6.50	-	8.58	6.50	-	8.36	330924	WI
CENTURYTEL-MW-WI	6.50	6.50	9.20	6.50	-	9.20	6.50	-	9.20	330841	WI
GTE SW VERIZON-TX	6.50	7.00	8.13	6.50	7.00	8.78	6.50	7.00	8.90	442080	TX
WINDSTREAM-KENTUCKY-LEXINGTON	6.50	7.00	9.20	6.50	7.00	9.20	6.50	7.00	9.20	269690	KY
SOUTHWESTERN BELL-KS	5.30	5.30	5.30	5.31	5.31	5.31	5.66	5.66	5.66	415214	KS

**Federal Communications Commission Response to
United States House of Representatives
Committee on Energy and Commerce
Universal Service Fund Data Request of June 15, 2010**

**Part 7
State-by-State List of
Universal Service Fund High-Cost Support Payments**

Annual High-Cost Disbursements and ETC Counts by State: 2009

State	Incumbent ETC		Competitive ETC		Total 2009	
	Study Area Count	Support	Study Area Count	Support	Study Area Count	Support
Alabama	28	\$81,782,086	17	\$18,278,445	45	\$100,060,531
Alaska	25	\$92,893,332	12	\$75,378,948	37	\$168,272,280
American Samoa	1	\$827,320	2	\$3,111,492	3	\$3,938,812
Arizona	18	\$56,780,927	4	\$10,423,570	22	\$67,204,497
Arkansas	28	\$90,602,445	3	\$57,650,076	31	\$148,252,521
California	22	\$107,418,507	2	\$89,025	24	\$107,507,532
Colorado	28	\$69,333,803	5	\$10,063,634	33	\$79,397,437
Connecticut	2	(\$390,349)	0	\$0	2	(\$390,349)
Delaware	1	\$226,002	1	\$0	2	\$226,002
District of Columbia	1	\$0	0	\$0	1	\$0
Florida	12	\$58,844,134	6	\$11,551,737	18	\$70,395,871
Georgia	36	\$107,996,616	8	\$28,142,766	44	\$136,139,382
Guam	1	\$8,095,261	4	\$8,554,315	5	\$16,649,576
Hawaii	2	\$25,747,131	2	\$32,668,558	4	\$58,415,689
Idaho	20	\$43,051,801	6	\$7,727,551	26	\$50,779,352
Illinois	57	\$60,219,094	9	\$14,720,022	66	\$74,939,116
Indiana	42	\$66,896,502	11	\$7,521,169	53	\$74,417,671
Iowa	155	\$65,069,096	105	\$62,365,640	260	\$127,434,736
Kansas	39	\$143,574,976	14	\$86,726,421	53	\$230,301,396
Kentucky	19	\$73,286,880	13	\$28,518,043	32	\$101,804,923
Louisiana	20	\$91,828,113	13	\$64,666,123	33	\$156,494,236
Maine	20	\$18,408,361	2	\$9,034,889	22	\$27,443,250
Maryland	2	\$3,965,605	2	\$0	4	\$3,965,605
Massachusetts	3	\$2,412,835	1	\$0	4	\$2,412,835
Michigan	39	\$40,964,453	15	\$22,228,999	54	\$63,193,452
Minnesota	88	\$78,469,144	10	\$48,568,023	98	\$127,037,167
Mississippi	19	\$120,792,438	16	\$160,474,939	35	\$281,267,377
Missouri	44	\$88,475,853	7	\$20,163,520	51	\$108,639,373
Montana	18	\$67,984,906	9	\$11,870,176	27	\$79,855,082
Nebraska	40	\$54,953,275	14	\$61,657,772	54	\$116,611,047
Nevada	14	\$19,728,206	4	\$5,842,199	18	\$25,570,405
New Hampshire	10	\$8,356,096	2	\$219,840	12	\$8,575,936
New Jersey	3	\$1,058,289	0	\$0	3	\$1,058,289
New Mexico	17	\$54,747,971	8	\$16,642,694	25	\$71,390,665
New York	44	\$41,845,558	13	\$3,121,697	57	\$44,967,255
North Carolina	26	\$75,979,731	6	\$9,655,190	32	\$85,634,921
North Dakota	22	\$49,249,963	13	\$45,202,252	35	\$94,452,215
Northern Mariana Isl	1	\$660,696	2	\$647,830	3	\$1,308,526
Ohio	42	\$33,857,532	0	\$0	42	\$33,857,532
Oklahoma	39	\$112,854,819	20	\$29,692,668	59	\$142,547,487
Oregon	33	\$58,903,742	7	\$19,921,947	40	\$78,825,689
Pennsylvania	36	\$56,441,581	6	\$1,328,018	42	\$57,769,599
Puerto Rico	2	\$10,749,727	7	\$63,637,735	9	\$74,387,462
Rhode Island	1	\$33,648	1	\$0	2	\$33,648
South Carolina	26	\$92,921,701	3	\$5,454,176	29	\$98,375,877
South Dakota	31	\$60,384,876	13	\$36,952,652	44	\$97,337,529
Tennessee	26	\$57,779,040	9	\$1,117,428	35	\$58,896,468
Texas	58	\$227,493,011	42	\$34,555,728	100	\$262,048,739
Utah	14	\$18,958,253	3	\$262,592	17	\$19,220,845
Vermont	10	\$21,307,018	1	(\$98,568)	11	\$21,208,450
Virgin Islands	1	\$15,450,557	1	\$535,795	2	\$15,986,352
Virginia	21	\$58,104,105	10	\$14,829,130	31	\$72,933,235
Washington	26	\$60,909,362	9	\$33,549,161	35	\$94,458,523
West Virginia	10	\$41,771,371	12	\$16,869,112	22	\$58,640,483
Wisconsin	90	\$83,061,797	23	\$56,225,632	113	\$139,287,429
Wyoming	10	\$35,112,300	8	\$15,627,849	18	\$50,740,149
	1,443	\$3,018,231,498	536	\$1,273,948,610	1,979	\$4,292,180,108

Annual High-Cost Support by State and Study Area: 2009

State	Count	Holding Company Name ¹	Study Area Name	Non-ILEC	ETC ²	Support
Alabama	1	AT&T Inc.	AT&T WIRELESS (AL)	Yes	Yes	\$6,063,637
	2		SO CENTRAL BELL-AL	No	Yes	\$27,081,432
	3	Budget Prepay Inc.	BUDGET PHONE, INC.	Yes	Yes	\$50,248
	4	Castleberry Communications	CASTLEBERRY TEL CO	No	Yes	\$257,234
	5	CenturyTel, Inc.	CENTURYTEL-AL-NORTH	No	Yes	\$8,061,023
	6		CENTURYTEL-AL-SOUTH	No	Yes	\$7,542,382
	7		GULF TEL CO - AL	No	Yes	\$3,392,344
	8	Corr, Inc.	CORR WIRELESS COMMUNICATIONS, LLC	Yes	Yes	\$1,934,278
	9	Farmers Cellular Telephone, Inc.	FARMERS CELLULAR TELEPHONE, INC.	Yes	Yes	\$0
	10	Farmers Telephone Cooperative, Inc.	FARMERS TELECOM COOP	No	Yes	\$4,126,731
	11	Frontier Communications Corporation	FRONTIER COMM-SOUTH	No	Yes	\$489,243
	12		FRONTIER COMM.-AL	No	Yes	\$290,346
	13		FRONTIER-LAMAR CNTY	No	Yes	\$444,064
	14	Hayneville Holding Company, Inc.	HAYNEVILLE FIBER TRANSPORT, INC.	Yes	Yes	\$69,062
	15		HAYNEVILLE TEL CO	No	Yes	\$614,330
	16	Knology, Inc.	GRACEBA TOTAL COMM	No	Yes	\$1,866,631
	17	Midwestern Telecommunications Inc.	MIDWESTERN TELECOMMUNICATIONS, INC.	Yes	Yes	\$0
	18	Millry Corporation	MILLRY TEL CO	No	Yes	\$1,463,122
	19	Mon-Cre Telephone Cooperative, Inc.	MON-CRE TEL COOP	No	Yes	\$1,736,340
	20	Moundville Communications, Inc.	MOUNDVILLE TEL CO	No	Yes	\$1,011,961
	21	New Hope Telephone Cooperative, Inc. (AL)	NEW HOPE TEL COOP	No	Yes	\$2,100,788
	22	Otelco Inc.	BLOUNTSVILLE TEL CO	No	Yes	\$1,119,220
	23		BRINDLEE MOUNTAIN	No	Yes	\$1,522,794
	24		HOPPER TELECOMM. CO.	No	Yes	\$3,119,392
	25		OTELCO TELEPHONE LLC	No	Yes	\$897,926
	26	Pine Belt Communications Co. Inc.	PINE BELT CELLULAR, INC.	Yes	Yes	\$68,676
	27		PINE BELT PCS, INC.	Yes	Yes	\$0
	28		PINE BELT TEL CO	No	Yes	\$1,838,296
	29	Public Service Communications, Inc.	PUBLIC SERVICE CELLULAR, INC.	Yes	Yes	\$0
	30	Ragland Telephone Company, Inc.	RAGLAND TEL CO	No	Yes	\$1,281,928
	31	Ropir Industries, Inc.	UNION SPRINGS TEL CO	No	Yes	\$1,012,656
	32	Southern Company	SOUTHERN COMMUNICATIONS SERVICES, INC.	Yes	Yes	\$2,272,194
	33	Sprint Nextel Corporation	NPCR, INC.	Yes	Yes	\$963,769
	34		SPRINT SPECTRUM, LP	Yes	Yes	\$1,282,560
	35	Telapex, Inc.	CELLULAR SOUTH LICENSES, INC. (ALABAMA)	Yes	Yes	\$191,275
	36	Telephone Electronics Corporation	NATIONAL OF ALABAMA	No	Yes	\$803,941
	37		ROANOKE TEL CO	No	Yes	\$1,338,476
	38	Telephone and Data Systems, Inc.	BUTLER TEL CO	No	Yes	\$896,568
	39		OAKMAN TEL CO (TDS)	No	Yes	\$507,340

Annual High-Cost Support by State and Study Area: 2009

State	Count	Holding Company Name ¹	Study Area Name	Non-ILEC	ETC ²	Support
	40		PEOPLES TEL CO	No	Yes	\$2,990,607
	41	Troy Cablevision, Inc.	Troy Cablevision, Inc.	Yes	Yes	\$0
	42	Verizon Communications Inc.	ALLTEL COMMUNICATIONS, INC.	Yes	Yes	\$1,992,920
	43		Alltel Communications, LLC	Yes	Yes	\$2,187,508
	44		RCC MINNESOTA, INC.	Yes	Yes	\$1,202,317
	45	Windstream Corporation	WINDSTREAM AL	No	Yes	<u>\$3,974,972</u>
						<u>\$100,060,531</u>
Alaska	1	AT&T Inc.	DOBSON CELLULAR SYSTEMS, INC.	Yes	Yes	\$26,788,675
	2	Adak Eagle Enterprises, LLC	ADAK TEL UTILITY	No	Yes	\$2,686,280
	3	Alaska Communications Systems Holdings, Inc.	ACS OF ANCHORAGE	No	Yes	\$3,386,211
	4		ACS-AK GREATLAND	No	Yes	\$744,068
	5		ACS-AK JUNEAU	No	Yes	\$602,894
	6		ACS-FAIRBANKS, INC.	No	Yes	\$2,315,189
	7		ACS-N GLACIER STATE	No	Yes	\$13,129,456
	8		ACS-N SITKA	No	Yes	\$3,010,196
	9		ALASKA COMMUNICATIONS SYSTEMS HOLDING, INC. - CL	Yes	Yes	\$22,441,116
	10	Alaska Power & Telephone, Inc.	ALASKA TEL CO	No	Yes	\$2,849,570
	11		BETTLES TEL CO INC	No	Yes	\$28,300
	12		NORTH COUNTRY TEL CO	No	Yes	\$76,012
	13	American Broadband Communications et al.	INTERIOR TEL CO INC	No	Yes	\$6,245,835
	14		MUKLUK TEL CO INC	No	Yes	\$2,271,851
	15	Arctic Slope Telephone Association Cooperative, Inc.	ARCTIC SLOPE TEL	No	Yes	\$4,860,227
	16		ASTAC Wireless LLC - CL	Yes	Yes	\$1,005,024
	17	Bristol Bay Cellular Partnership	BRISTOL BAY CELLULAR PARTNERSHIP	Yes	Yes	\$1,632,451
	18	Bristol Bay Telephone Cooperative	BRISTOL BAY TEL COOP	No	Yes	\$1,448,044
	19	Bush-Tell, Inc.	BUSH-TELL INC.	No	Yes	\$1,078,558
	20	Circle Telephone & Electric	CIRCLE UTILITIES	No	Yes	\$31,900
	21	City of Ketchikan	KETCHIKAN PUBLIC UT	No	Yes	\$3,864,185
	22	Copper Valley Telephone Cooperative	COPPER VALLEY TEL	No	Yes	\$11,773,510
	23		COPPER VALLEY WIRELESS, INC. - CL	Yes	Yes	\$4,607,966
	24	Cordova Telephone Cooperative, Inc.	CORDOVA TEL COOP	No	Yes	\$2,625,414
	25		CORDOVA WIRELESS COMMUNICATIONS, INC. - CL	Yes	Yes	\$558,829
	26	General Communication, Inc.	ALASKA DIGITEL LLC - CL	Yes	Yes	\$743,146
	27		GCI COMMUNICATIONS CORP. - CL	Yes	Yes	\$11,186,679
	28		UNICOM, INC. - CL	Yes	Yes	\$12,021
	29		UNITED UTILITIES INC	No	Yes	\$3,043,022
	30	Matanuska Telephone Association, Inc.	MATANUSKA TEL ASSOC	No	Yes	\$20,454,632

Annual High-Cost Support by State and Study Area: 2009

State	Count	Holding Company Name ¹	Study Area Name	Non-ILEC	ETC ²	Support
	31		MATANUSKA-KENAI, INC. - CL	Yes	Yes	\$6,387,824
	32	Nushagak Electric & Telephone Cooperative, Inc.	NUSHAGAK ELEC & TEL	No	Yes	\$1,746,982
	33	OTZ Telephone Cooperative, Inc.	OTZ TEL COOPERATIVE	No	Yes	\$2,430,740
	34		OTZ Telecommunications, Inc.	Yes	Yes	\$15,217
	35	Remote Control, Inc.	SUMMIT TEL & TEL -AK	No	Yes	\$1,227,902
	36	Windy City Cellular, LLC	Windy City Cellular	Yes	Yes	\$0
	37	Yukon Tech Inc.	YUKON TEL CO INC	No	Yes	\$962,354
						<u>\$168,272,280</u>
American Samoa	1	American Samoa Telecom, LLC	AST TELECOM, LLC DBA BLUE SKY COMMUNICATIONS	Yes	Yes	\$2,129,154
	2	American Samoa Telecommunications Authority	AMERICAN SAMOA	No	Yes	\$827,320
	3		AMERICAN SAMOA TELECOMMUNICATIONS AUTHORITY WIRELESS DIVISON	Yes	Yes	\$982,337
						<u>\$3,938,812</u>
Arizona	1	Accipiter Communications, Inc.	ACCIPITER COMM.	No	Yes	\$3,007,000
	2	Fort Mojave Telecommunications, Inc.	FORT MOJAVE TEL, INC	No	Yes	\$1,612,489
	3	Frontier Communications Corporation	CITZENS-FRNTER-WH MT	No	Yes	\$5,105,997
	4		CITZENS-FRNTR-RURAL	No	Yes	\$1,286,097
	5		NAVAJO-AZ-FRONTIER	No	Yes	\$1,895,889
	6	Gila River Telecommunications, Inc.	GILA RIVER TELECOM.	No	Yes	\$5,707,314
	7	Hopi Telecommunications, Inc.	CENTURYTEL SW-AZ	No	Yes	(\$15)
	8		HOPI TELECOMMUNICATIONS COMPANY	No	Yes	\$1,167,447
	9	Midvale Telephone Exchange	MIDVALE-AZ	No	Yes	\$2,913,566
	10	Ponderosa Communications, Inc.	TABLE TOP TEL CO	No	Yes	\$3,788,583
	11	Qwest Communications International, Inc.	QWEST CORP-AZ	No	Yes	\$10,332,195
	12	Saddleback Communications	SADDLEBACK COMM CO	No	Yes	\$4,232,779
	13	San Carlos Apache Telecommunications Utility, Inc.	SAN CARLOS APACHE	No	Yes	\$2,235,240
	14	Smith Bagley, Inc.	SMITH BAGLEY, INC. (NON-RESERVATION)	Yes	Yes	\$1,332,698
	15		SMITH BAGLEY, INC. - CL	Yes	Yes	\$7,428,732
	16	Sprint Nextel Corporation	SPRINT SPECTRUM, LP	Yes	Yes	\$1,662,140
	17	Telephone and Data Systems, Inc.	ARIZONA TELEPHONE CO	No	Yes	\$958,938
	18		SOUTHWESTERN TEL CO	No	Yes	\$1,133,279
	19	Telscape Communications, Inc.	TELSCAPE COMMUNICATIONS, INC.	Yes	Yes	\$0
	20	Tohono O'Odham Utility Authority	TOHONO O'ODHAM UTIL.	No	Yes	\$2,211,510
	21	Valley Telephone Cooperative, Inc.	VALLEY TEL COOP-AZ	No	Yes	\$8,956,849
	22	Verizon Communications Inc.	VERIZON CALIF-AZ	No	Yes	\$235,770
						<u>\$67,204,497</u>

Annual High-Cost Support by State and Study Area: 2009

State	Count	Holding Company Name ¹	Study Area Name	Non-ILEC	ETC ²	Support
Arkansas	1	AT&T Inc.	SOUTHWESTERN BELL-AR	No	Yes	\$149,343
	2	Arkansas Telephone Company, Inc.	ARKANSAS TEL CO	No	Yes	\$504,658
	3	Arkwest Communications, Inc.	ARKWEST COMM., INC.	No	Yes	\$2,764,716
	4	Central Arkansas Telephone Cooperative, Inc.	CENTRAL ARKANSAS TEL	No	Yes	\$1,202,216
	5	CenturyTel, Inc.	CENTURYTEL NW-AR-RUS	No	Yes	\$14,757,213
	6		CENTURYTEL NW-AR-SIL	No	Yes	\$2,840,046
	7		CENTURYTEL- ARKANSAS	No	Yes	\$8,519,457
	8		CENTURYTEL-CENTRAL A	No	Yes	\$16,710,591
	9		CENTURYTEL-MTN HOME	No	Yes	\$5,941,419
	10		CENTURYTEL-REDFIELD	No	Yes	\$725,288
	11		CENTURYTEL-SOUTH AR	No	Yes	\$1,121,481
	12	D D & B, Inc.	PRAIRIE GROVE TEL CO	No	Yes	\$4,546,552
	13	E. Ritter Communications Holdings, Inc.	E RITTER TEL CO	No	Yes	\$998,386
	14		TRI-COUNTY TEL CO-AR	No	Yes	\$3,648,595
	15	Lavaca Telephone Company, Inc.	LAVACA TEL CO-AR	No	Yes	\$1,656,134
	16	MADCO Holding Company	MADISON COUNTY TEL	No	Yes	\$1,244,144
	17	Magazine Telephone Company, Inc.	MAGAZINE TEL CO	No	Yes	\$249,524
	18	NATCO Communications, Inc.	NORTH ARKANSAS TEL	No	Yes	\$3,690,378
	19	Rice Belt Holdings, Inc.	RICE BELT TEL CO	No	Yes	\$782,096
	20	Scott County Telephone Company, LLC	SCOTT COUNTY TEL CO	No	Yes	\$349,010
	21	South Arkansas Telephone Company, Inc.	SOUTH ARKANSAS TEL	No	Yes	\$2,429,040
	22	Southwest Arkansas Telephone Cooperative, Inc.	SW ARKANSAS TEL COOP	No	Yes	\$3,920,939
	23	Sprint Nextel Corporation	NPCR, INC.	Yes	Yes	(\$723)
	24		SPRINT SPECTRUM DBA SPRINT PCS	Yes	Yes	\$784,052
	25	Telephone and Data Systems, Inc.	CLEVELAND COUNTY TEL	No	Yes	\$618,081
	26		DECATUR TEL CO INC	No	Yes	\$306,627
	27	Townes Telecommunications, Inc.	WALNUT HILL TEL CO	No	Yes	\$4,742,820
	28	Verizon Communications Inc.	ALLTEL COMMUNICATIONS, INC.	Yes	Yes	\$56,866,748
	29	Windstream Corporation	WINDSTREAM AR	No	Yes	\$2,946,679
	30	Yelcot Holding Group, Inc.	MOUNTAIN VIEW TEL CO	No	Yes	\$1,585,330
	31		YELCOT TEL CO INC	No	Yes	\$1,651,682
						<u>\$148,252,521</u>
California	1	AT&T Inc.	AT&T	Yes	Yes	\$58,560
	2		PACIFIC BELL	No	Yes	\$8,015,112
	3	Bryan Family Inc.	PINNACLES TEL CO	No	Yes	\$714,978
	4	Calaveras Telephone Company	CALAVERAS TEL CO	No	Yes	\$4,023,995
	5	Frontier Communications Corporation	CITIZENS-FRNTIER-GST	No	Yes	\$828,972

Annual High-Cost Support by State and Study Area: 2009

State	Count	Holding Company Name ¹	Study Area Name	Non-ILEC	ETC ²	Support
	6		CITIZENS-FRONTIER CA	No	Yes	\$10,072,527
	7		CITIZENS-FRNTR-TUOLUM	No	Yes	\$968,193
	8		GLOBAL VALLEY NETWKS	No	Yes	\$695,840
	9	Lynch Interactive Corporation	CAL-ORE TELEPHONE CO	No	Yes	\$3,516,980
	10	Ponderosa Communications, Inc.	THE PONDEROSA TEL CO	No	Yes	\$11,453,362
	11	Sebastian Enterprises	FORESTHILL TEL CO.	No	Yes	\$3,179,036
	12		KERMAN TELEPHONE CO	No	Yes	\$4,045,806
	13	Sierra Tel Communications Group	SIERRA TELEPHONE CO	No	Yes	\$11,673,714
	14	Siskiyou Telephone Company	THE SISKIYOU TEL CO	No	Yes	\$6,539,403
	15	SureWest Communications	SUREWEST TEL.	No	Yes	\$7,957,458
	16	Telephone and Data Systems, Inc.	HAPPY VALLEY TEL CO	No	Yes	\$274,856
	17		HORNITOS TEL CO	No	Yes	\$205,240
	18		WINTERHAVEN TEL. CO.	No	Yes	\$475,213
	19	VARCOMM, Inc.	DUCOR TELEPHONE CO	No	Yes	\$2,245,114
	20	Verizon Communications Inc.	VERIZON CA(CONTEL)	No	Yes	\$10,856,439
	21		VERIZON W-COAST-CA	No	Yes	\$290,940
	22		VERIZON-CA (GTE)	No	Yes	\$14,506,431
	23		WESTERN WIRELESS	Yes	Yes	\$30,465
	24	Volcano Communications Company	VOLCANO TEL CO	No	Yes	<u>\$4,878,898</u>
						<u>\$107,507,532</u>
Colorado	1	Agate Mutual Telephone Cooperative Association	AGATE MUTUAL TEL CO	No	Yes	\$444,616
	2	American Broadband Communications et al.	RYE TELEPHONE CO	No	Yes	\$3,841,510
	3		SOUTH PARK TEL. CO.	No	Yes	\$1,086,314
	4	Bijou Telephone Co-Op Association, Inc.	BIJOU TEL COOP ASSOC	No	Yes	\$1,255,158
	5	Blanca Telephone Company/Jade Communications LLC	BLANCA TEL CO	No	Yes	\$2,445,406
	6	CenturyTel, Inc.	CENTURYTEL OF EAGLE	No	Yes	\$25,335,678
	7		CENTURYTEL-COLORADO	No	Yes	\$3,662,626
	8	Eastern Slope Rural Telephone Association, Inc.	EASTERN SLOPE RURAL	No	Yes	\$2,625,836
	9	FairPoint Communications, Inc.	BIG SANDY TELECOM	No	Yes	\$303,978
	10		COLUMBINE ACQ CORP	No	Yes	\$737,536
	11		SUNFLOWER TEL - CO	No	Yes	\$156,650
	12	Farmers Telephone Company, Inc.	FARMERS TEL CO - CO	No	Yes	\$632,748
	13	JED Enterprises, Inc.	PINE DRIVE TEL CO	No	Yes	\$247,640
	14	NE Colorado Cellular, Inc.	NORTHEAST COLORADO CELLULAR, INC.	Yes	Yes	\$6,552,076
	15	Nucla-Naturita Telephone Company	NUCLA-NATURITA TEL	No	Yes	\$625,081
	16	Nunn Telephone Company	NUNN TEL CO	No	Yes	\$1,354,112
	17	Phillips County Telephone Co.	PHILLIPS COUNTY TEL	No	Yes	\$1,149,002

Annual High-Cost Support by State and Study Area: 2009

State	Count	Holding Company Name ¹	Study Area Name	Non-ILEC	ETC ²	Support
	18	Plains Cooperative Telephone Association, Inc.	PLAINS COOP TEL ASSN	No	Yes	\$1,976,918
	19	Qwest Communications International, Inc.	QWEST CORP-CO	No	Yes	\$16,935,003
	20		THE EL PASO CNTY TEL	No	Yes	\$525,972
	21	Rico Telephone Company	RICO TEL CO	No	Yes	\$82,582
	22	Roggen Telephone Cooperative Company	ROGGEN TEL COOP CO	No	Yes	\$642,098
	23	San Isabel Telecom, Inc.	SAN ISABEL TELECOM, INC.	Yes	Yes	\$256,327
	24	Stoneham Cooperative Telephone Corporation	STONEHAM COOP TEL CO	No	Yes	\$45,856
	25	SunWest Communications, Inc.	KING'S DEER TELEPHONE COMPANY, INC.	Yes	Yes	\$0
	26	Telephone and Data Systems, Inc.	DELTA COUNTY TEL CO	No	Yes	\$904,962
	27		STRASBURG TEL CO	No	Yes	\$490,914
	28	The Peetz Cooperative Telephone Company	PEETZ COOP TEL CO	No	Yes	\$206,574
	29	Townes Telecommunications, Inc.	HAXTUN TEL CO	No	Yes	\$758,876
	30	Verizon Communications Inc.	Alltel Communications, LLC	Yes	Yes	\$3,015,816
	31		WESTERN WIRELESS	Yes	Yes	\$239,415
	32	Wiggins Telephone Association	WIGGINS TEL ASSOC	No	Yes	\$816,933
	33	Willard Telephone Company	WILLARD TEL CO	No	Yes	\$43,224
						<u>\$79,397,437</u>
Connecticut	1	AT&T Inc.	SOUTHERN NEW ENGLAND	No	Yes	\$496,155
	2		THE WOODBURY TEL CO	No	Yes	<u>(\$886,504)</u>
						(\$390,349)
Delaware	1	Verizon Communications Inc.	VERIZON DELAWARE INC	No	Yes	\$226,002
	2		VERIZON WIRELESS FKA CELLCO PARTNERSHIP	Yes	Yes	<u>\$0</u>
						\$226,002
District of Columbia	1	Verizon Communications Inc.	VERIZON WA, DC INC.	No	Yes	<u>\$0</u>
						\$0
Florida	1	AT&T Inc.	SOUTHERN BELL-FL	No	Yes	\$9,378,975
	2	Budget Prepay Inc.	BUDGET PHONE, INC.	Yes	Yes	\$0
	3	CenturyTel, Inc.	EMBARQ FLORIDA INC. FKA SPRINT	No	Yes	\$14,794,596
	4	FairPoint Communications, Inc.	GTC, INC.	No	Yes	\$1,434,230
	5		GTC, INC.	No	Yes	\$423,692
	6		GTC, INC.	No	Yes	\$5,944,887
	7	Frontier Communications Corporation	FRONTIER COMM-SOUTH	No	Yes	\$197,088
	8	Knology, Inc.	KNOLOGY OF FLORIDA, INC.	Yes	Yes	\$83,642
	9	Nexus Communications, Inc.	NEXUS COMMUNICATIONS, INC.	Yes	Yes	\$0

Annual High-Cost Support by State and Study Area: 2009

State	Count	Holding Company Name ¹	Study Area Name	Non-ILEC	ETC ²	Support
	10	Postco, Inc.	ITS TELECOMM. SYS.	No	Yes	\$2,134,338
	11	Smart City Finance, LLC	SMART CITY TEL LLC	No	Yes	\$5,554,246
	12	Sprint Nextel Corporation	NPCR, INC.	Yes	Yes	\$1,646,896
	13		SPRINT SPECTRUM L.P. (FL)	Yes	Yes	\$5,319,003
	14	Telephone and Data Systems, Inc.	QUINCY TEL CO-FL DIV	No	Yes	\$1,027,581
	15	Townes Telecommunications, Inc.	NORTHEAST FLORIDA	No	Yes	\$1,990,400
	16	Verizon Communications Inc.	ALLTEL COMMUNICATIONS, INC. (FL)	Yes	Yes	\$4,502,196
	17		VERIZON FLORIDA	No	Yes	\$13,560,765
	18	Windstream Corporation	WINDSTREAM FL	No	Yes	\$2,403,336
						<u>\$70,395,871</u>
Georgia	1	AT&T Inc.	SOUTHERN BELL-GA	No	Yes	\$15,969,921
	2	Alma Telecom, Inc.	ALMA TEL CO	No	Yes	\$499,745
	3	American Broadband Communications et al.	WAVERLY HALL, LLC	No	Yes	\$881,944
	4	Brantley Telephone Company, Inc.	BRANTLEY TEL CO	No	Yes	\$2,357,499
	5	Bulloch County Rural Telephone Cooperative, Inc.	BULLOCH COUNTY RURAL	No	Yes	\$3,230,835
	6	CenturyTel, Inc.	COASTAL UTILITIES	No	Yes	\$2,258,780
	7	Citizens Telephone Company, Inc. (GA)	CITIZENS TEL CO - GA	No	Yes	\$717,844
	8	ComSouth Corporation	COMSOUTH TELECOMM	No	Yes	\$2,918,110
	9	Cox Communications, Inc.	Cox Georgia Telcom, LLC	Yes	Yes	\$37,858
	10	Darien Telephone Company, Inc.	DARIEN TEL CO	No	Yes	\$5,372,861
	11	Dycom Holding, Inc.	WILKES TEL & ELC CO	No	Yes	\$1,195,678
	12	Ellijay Telephone Company	ELLIJAY TEL CO	No	Yes	\$4,213,672
	13	Fail, Inc.	CHICKAMAUGA TEL CORP	No	Yes	\$890,094
	14	Frontier Communications Corporation	FRONTIER GEORGIA LLC	No	Yes	\$935,340
	15		FRONTIER-FAIRMOUNT	No	Yes	\$510,168
	16	Glenwood Telephone Company	GLENWOOD TEL CO	No	Yes	\$649,574
	17	Knology, Inc.	Knology of the Valley formerly Interstate	No	Yes	\$2,210,786
	18		VALLEY TEL CO, LLC	No	Yes	\$403,288
	19	Lintel, Inc.	HART TEL CO	No	Yes	\$3,336,183
	20	Pembroke Telephone Company, Inc.	PEMBROKE TEL CO	No	Yes	\$1,768,806
	21	Pineland Telephone Cooperative, Inc.	PINELAND TEL COOP	No	Yes	\$5,753,424
	22	Plant Telephone Company	PLANT TEL. CO.	No	Yes	\$2,176,758
	23	Planters Rural Telephone Cooperative, Inc.	PLANTERS RURAL COOP	No	Yes	\$3,965,779
	24	Progressive Rural Telephone Co-Op., Inc.	PROGRESSIVE RURAL	No	Yes	\$901,278
	25	Public Service Communications, Inc.	PUBLIC SERVICE CELLULAR, INC.	Yes	Yes	\$0
	26		PUBLIC SERVICE TEL	No	Yes	\$9,779,180
	27	Ringgold Telephone Company	RINGGOLD TEL CO	No	Yes	\$2,664,844

Annual High-Cost Support by State and Study Area: 2009

State	Count	Holding Company Name ¹	Study Area Name	Non-ILEC	ETC ²	Support
	28	Southern Company	SOUTHERN COMMUNICATIONS SERVICES, INC.	Yes	Yes	\$669,870
	29	Sprint Nextel Corporation	NPCR, INC.	Yes	Yes	\$465,528
	30		SPRINT SPECTRUM, LP	Yes	Yes	\$864,625
	31	Telephone and Data Systems, Inc.	BLUE RIDGE TEL CO	No	Yes	\$3,782,999
	32		CAMDEN TEL & TEL CO	No	Yes	\$1,645,329
	33		NELSON-BALL GROUND	No	Yes	\$1,285,259
	34		QUINCY TEL CO-GA DIV	No	Yes	(\$110,481)
	35	Trenton Telephone Co.	TRENTON TEL CO	No	Yes	\$832,072
	36	Verizon Communications Inc.	ALLTEL COMMUNICATIONS, INC.	Yes	Yes	\$10,673,256
	37		Alltel Communications, LLC	Yes	Yes	\$6,510,345
	38		Georgia RSA #8 Partnership	Yes	Yes	\$8,921,284
	39	Windstream Corporation	GEORGIA WINDSTREAM	No	Yes	\$3,356,739
	40		WINDSTREAM ACCUCOMM	No	Yes	\$527,452
	41		WINDSTREAM GA	No	Yes	\$5,751,099
	42		WINDSTREAM GA COMM	No	Yes	\$10,995,639
	43		WINDSTREAM GA TEL.	No	Yes	\$984,478
	44		WINDSTREAM STANDARD	No	Yes	\$3,383,640
						<u>\$136,139,382</u>
Guam	1	NTT DoCoMo, Inc.	GUAM CELLULAR AND PAGING, INC. DBA GUAMCELL COMMUNICATIONS	Yes	Yes	\$4,471,472
	2		IT&E OVERSEAS, INC.	Yes	Yes	\$1,047,516
	3		PTI Pacifica, Inc. dba IT&E	Yes	Yes	\$1,603,531
	4	TeleGuam Holdings LLC	GTA TELECOM, LLC	No	Yes	\$8,095,261
	5		PULSE MOBILE, LLC	Yes	Yes	\$1,431,795
						<u>\$16,649,576</u>
Hawaii	1	Coral Wireless, LLC	CORAL WIRELESS DBA MOBI PCS	Yes	Yes	\$25,562,874
	2	Hawaiian Telcom Communications, Inc.	HAWAIIAN TELCOM, INC	No	Yes	\$1,801,755
	3	Sandwich Isles Communications, Inc.	SANDWICH ISLES COMM.	No	Yes	\$23,945,376
	4	Sprint Nextel Corporation	NPCR, INC.	Yes	Yes	\$7,105,684
						<u>\$58,415,689</u>
Idaho	1	AT&T Inc.	EDGE WIRELESS, LLC	Yes	Yes	\$5,567,530
	2	Albion Telephone Company, Inc.	ALBION TEL CO-ATC	No	Yes	\$3,395,103
	3	Cambridge Telephone Company, Inc.	CAMBRIDGE TEL CO	No	Yes	\$1,073,000
	4		CTC Telecom, Inc	Yes	Yes	\$0
	5	CenturyTel, Inc.	CENTURY-GEM STATE-ID	No	Yes	\$1,153,060
	6		CENTURYTEL OF IDAHO	No	Yes	\$1,175,324

Annual High-Cost Support by State and Study Area: 2009

State	Count	Holding Company Name ¹	Study Area Name	Non-ILEC	ETC ²	Support
	7	Custer Telephone Cooperative Inc.	CUSTER TEL COOP	No	Yes	\$3,920,712
	8	FairPoint Communications, Inc.	FREMONT TELCOM	No	Yes	\$2,585,548
	9	Farmers Mutual Telephone Company (ID)	FARMERS MUTUAL TEL	No	Yes	\$290,714
	10	Filer Mutual Telephone Company	FILER MUTUAL TEL -ID	No	Yes	\$1,270,187
	11	Frontier Communications Corporation	CITIZENS-FRONTIER-ID	No	Yes	\$1,955,928
	12	Inland Cellular Telephone Company	WASHINGTON RSA NO. 8 LIMITED PARTNERSHIP DBA INLAND CELLULAR	Yes	Yes	\$0
	13	Martell Enterprises, Inc.	RURAL TEL CO - ID	No	Yes	\$1,635,519
	14	May, Bott et al.	DIRECT COMM-ROCKLAND	No	Yes	\$1,333,768
	15	MetroPCS Wireless, Inc.	NTCH- IDAHO, INC.	Yes	Yes	\$0
	16	Midvale Telephone Exchange	MIDVALE TEL EXCH INC	No	Yes	\$1,180,762
	17	Mud Lake Telephone Cooperative Assn., Inc.	MUD LAKE TEL COOP	No	Yes	\$502,326
	18	Project Mutual Telephone Cooperative Association, Inc.	PROJECT MUTUAL TEL	No	Yes	\$1,758,826
	19	Qwest Communications International, Inc.	QWEST CORP-ID	No	Yes	\$0
	20		QWEST CORP-IDAHO	No	Yes	\$325,236
	21	Silver Star Telephone	SILVER STAR TEL- ID	No	Yes	\$6,925,449
	22	Syringa Wireless, LLC	Syringa Wireless, LLC	Yes	Yes	\$2,160,021
	23	Telephone and Data Systems, Inc.	POTLATCH TEL CO INC	No	Yes	\$275,769
	24	Verizon Communications Inc.	VERIZON N'WEST-ID	No	Yes	\$11,689,332
	25		WESTERN WIRELESS CORPORATION (ID)	Yes	Yes	\$0
	26	Western Elite Incorporated Services	INLAND TEL-ID	No	Yes	\$605,238
						<u>\$50,779,352</u>
Illinois	1	AT&T Inc.	ILLINOIS BELL TEL CO	No	Yes	\$0
	2	Adams Telephone Co-Operative	ADAMS TEL COOP	No	Yes	\$1,177,592
	3	Alhambra-Grantfork Telephone Company	ALHAMBRA-GRANTFORK	No	Yes	\$250,900
	4	American Broadband Communications et al.	GRIDLEY TEL CO	No	Yes	\$788,277
	5	Cambridge TelCom, Inc.	CAMBRIDGE TEL CO -IL	No	Yes	\$188,972
	6	Cass Telephone Company	CASS TEL CO	No	Yes	\$1,071,224
	7	Cellular Properties, Inc.	CELLULAR PROPERTIES DBA CELLULAR ONE OF EAST CENTRAL ILLINOI	Yes	Yes	\$1,545,864
	8	CenturyTel, Inc.	GALLATIN RIVER COMM.	No	Yes	\$2,052,880
	9	Clarksville Mutual Telephone Company	CLARKSVILLE MUTUAL	No	Yes	\$81,528
	10	Consolidated Communications, Inc.	IL CONSOLIDATED TEL	No	Yes	\$9,914,216
	11	Crossville Telephone Company	CROSSVILLE TEL CO	No	Yes	\$146,800
	12	Delta Communications	Clearwave Communications	Yes	Yes	\$0
	13	Egyptian Telephone Cooperative Association	EGYPTIAN COOP ASSN	No	Yes	\$2,379,300
	14	FairPoint Communications, Inc.	C-R TEL CO	No	Yes	\$340,504
	15		EL PASO TEL CO	No	Yes	\$178,502
	16		ODIN TEL EXCH INC	No	Yes	\$590,221

Annual High-Cost Support by State and Study Area: 2009

State	Count	Holding Company Name ¹	Study Area Name	Non-ILEC	ETC ²	Support
	17	Flat Rock Telephone Co-Op, Inc.	FLAT ROCK TEL CO-OP	No	Yes	\$118,360
	18	Forte Communications, Inc.	FORTE COMMUNICATIONS, INC.	Yes	Yes	\$0
	19	Frontier Communications Corporation	CITIZENS-FRONTIER-IL	No	Yes	\$1,138,797
	20		FRONTIER OF ILLINOIS	No	Yes	\$216,708
	21		FRONTIER OF LAKESIDE	No	Yes	\$51,435
	22		FRONTIER-DEPUE	No	Yes	\$146,492
	23		FRONTIER-MIDLAND	No	Yes	\$726,330
	24		FRONTIER-MT. PULASKI	No	Yes	\$131,880
	25		FRONTIER-ORION	No	Yes	\$40,752
	26		FRONTIER-PRAIRIE	No	Yes	\$53,112
	27		FRONTIER-SCHUYLER	No	Yes	\$107,808
	28	Geneseo Communications, Inc.	GENESEO TEL CO	No	Yes	\$1,474,196
	29	Glasford Telephone Company	GLASFORD TEL CO	No	Yes	\$163,608
	30	Grafton Communications, Inc.	GRAFTON TEL CO	No	Yes	\$394,356
	31	Grandview Mutual Telephone Company	GRANDVIEW MUTUAL TEL	No	Yes	\$45,990
	32	HTC Holding Co.	HARRISONVILLE TEL CO	No	Yes	\$5,455,344
	33	Hamilton County Telephone Co-Op	HAMILTON COUNTY TEL	No	Yes	\$588,382
	34	Henry County Communications, Inc.	HENRY COUNTY TEL CO	No	Yes	\$229,096
	35	Illinois Telephone Corporation	ILLINOIS VALLEY CELLULAR RSA 2 - I	Yes	Yes	\$393,490
	36	Illinois Valley Cellular	ILLINOIS VALLEY CELLULAR RSA 2 - II	Yes	Yes	\$261,522
	37		ILLINOIS VALLEY CELLULAR RSA 2 - III	Yes	Yes	\$172,412
	38	Kinsman Mutual Telephone Co.	KINSMAN MUTUAL TEL	No	Yes	\$35,612
	39	LaHarpe Telephone Company, Inc.	LA HARPE TEL CO	No	Yes	\$1,213,074
	40	Leaf River Telephone Company	LEAF RIVER TEL CO	No	Yes	\$830,928
	41	Leonore Mutual Telephone Co., Inc.	LEONORE MUTUAL TEL	No	Yes	\$65,183
	42	MTCO Corporation	MARSEILLES TEL CO	No	Yes	\$451,900
	43		METAMORA TEL CO	No	Yes	\$551,054
	44	McDonough Telephone Cooperative Inc.	MCDONOUGH TEL COOP	No	Yes	\$2,947,472
	45	McNabb Telephone Company	MCNABB TEL CO	No	Yes	\$170,246
	46	Mid Century Telephone Co-operative	MID CENTURY TEL COOP	No	Yes	\$2,447,554
	47		YATES CITY TEL CO	No	Yes	(\$44,688)
	48	Moultrie MultiCorp, Inc.	MOULTRIE INDEPENDENT	No	Yes	\$712,762
	49	New Windsor Telephone Company	NEW WINDSOR TEL CO	No	Yes	\$143,622
	50	Oneida Telephone Exchange, Inc.	ONEIDA NETWORK SERVICES, INC.	Yes	Yes	\$1,557
	51		ONEIDA TEL EXCHANGE	No	Yes	\$181,538
	52	Progressive Voice & Data, Inc.	HOME TEL CO-ST JACOB	No	Yes	\$2,344,448
	53	Respond Communications, Inc.	MONTROSE MUTUAL TEL	No	Yes	\$248,584
	54	Reynolds Telephone Company	REYNOLDS TEL CO, INC	No	Yes	\$118,704
	55	Schwartz Ventures, Inc.	MADISON TEL CO	No	Yes	\$3,411,732

Annual High-Cost Support by State and Study Area: 2009

State	Count	Holding Company Name ¹	Study Area Name	Non-ILEC	ETC ²	Support
	56	Shawnee Telephone Company	SHAWNEE TELEPHONE CO	No	Yes	\$3,645,610
	57	Stelle Telephone Company	STELLE TEL CO	No	Yes	\$57,362
	58	Telephone and Data Systems, Inc.	UNITED STATES CELLULAR CORPORATION	Yes	Yes	\$12,341,128
	59	Tonica Technologies, Inc.	TONICA TEL CO	No	Yes	\$129,308
	60	Verizon Communications Inc.	VERIZON N-IL(CONTEL)	No	Yes	\$2,439,636
	61		VERIZON NORTH-IL	No	Yes	\$3,892,131
	62		VERIZON S-IL(ALLTEL)	No	Yes	\$1,183,782
	63	Viola Home Telephone Company	VIOLA HOME TEL CO	No	Yes	\$128,314
	64	Wabash Telephone Cooperative, Inc.	WABASH TEL COOP, INC	No	Yes	\$2,573,584
	65	Woodhull Communications, Inc.	DIVERSE COMMUNICATIONS, INC.	Yes	Yes	\$4,049
	66		WOODHULL TEL CO	No	Yes	\$96,080
						<u>\$74,939,116</u>
Indiana	1	AT&T Inc.	CENTENNIAL CELLULAR TRI-STATE OPERATING PARTNERSHIP - IN	Yes	Yes	\$1,478,146
	2		CENTENNIAL RANDOLPH CELLULAR LLC	Yes	Yes	\$1,752
	3		ELKHART METRONET, INC.	Yes	Yes	\$210,948
	4		INDIANA BELL TEL CO	No	Yes	\$0
	5		MEGA COMM LLC	Yes	Yes	\$577,721
	6		MICHIANA METRONET, INC. - IN	Yes	Yes	\$84,546
	7		SOUTH BEND METRONET, INC.	Yes	Yes	\$3,802,491
	8	Bloomington Home Telephone Company	BLOOMINGDALE HOME	No	Yes	\$940,612
	9	CenturyTel, Inc.	CENTURYTEL OF ODON	No	Yes	\$634,810
	10		CENTURYTEL-CENTR IN	No	Yes	\$1,026,749
	11		UTC OF INDIANA	No	Yes	\$2,438,607
	12	Citizens Telephone Corporation	CITIZENS TEL CORP	No	Yes	\$390,780
	13	Clay County Rural Telephone Cooperative, Inc.	CLAY CTY DBA CCRTC	No	Yes	\$4,988,497
	14	Craigville Telephone Company, Inc.	CRAIGVILLE TEL CO	No	Yes	\$245,522
	15	Daviess-Martin County RTC	DAVIESS-MARTIN/RTC	No	Yes	\$2,499,104
	16	Frontier Communications Corporation	FRONTIER OF INDIANA	No	Yes	\$254,060
	17		FRONTIER-THORNTOWN	No	Yes	\$88,680
	18	Geetingsville Telephone Company Inc.	GEETINGSVILLE TEL CO	No	Yes	\$154,696
	19	Hancock Rural Telephone Corporation	HANCOCK COMMUNICATIONS, INC.	Yes	Yes	\$8,612
	20		HANCOCK TELECOM	No	Yes	\$4,471,384
	21	Ligonier Telephone Co., Inc.	LIGONIER TEL CO	No	Yes	\$1,916,496
	22	Miles Enterprises, Inc.	SUNMAN TELECOMM CORP	No	Yes	\$2,843,556
	23	Monon Telephone Company Inc.	MONON TEL CO	No	Yes	\$1,195,836
	24	Mulberry Cooperative Telephone Co. Inc.	MULBERRY COOP TEL CO	No	Yes	\$258,494
	25	NITCO Holding Corporation	NORTHWESTERN INDIANA	No	Yes	\$2,164,204

Annual High-Cost Support by State and Study Area: 2009

State	Count	Holding Company Name ¹	Study Area Name	Non-ILEC	ETC ²	Support
	26	New Lisbon Telephone Company, Inc.	NEW LISBON TEL CO	No	Yes	\$130,200
	27	New Paris Telephone Company, Inc.	NEW PARIS TEL INC	No	Yes	\$877,177
	28	Perry-Spencer Rural Telephone Cooperative, Inc.	PERRY-SPENCER RURAL	No	Yes	\$2,544,788
	29	Pulaski White Rural Telephone Coop., Inc.	PULASKI-WHITE RURAL	No	Yes	\$1,202,620
	30	Q-Comm Corporation	CINERGY METRONET, INC.	Yes	Yes	\$58,402
	31	Rochester Telephone Co., Inc.	ROCHESTER TEL CO	No	Yes	\$2,673,798
	32	Smithville Telephone Company, Inc.	SMITHVILLE TEL CO	No	Yes	\$10,555,512
	33	Southeastern Indiana Rural Telephone Cooperative	SE INDIANA RURAL	No	Yes	\$3,043,711
	34		SEI DATA, INC.	Yes	Yes	\$10,572
	35	Sprint Nextel Corporation	NPCR, INC.	Yes	Yes	(\$34,665)
	36		SPRINT SPECTRUM,L.P. (IN)	Yes	Yes	\$1,322,644
	37	Swayzee Telephone Company	SWAYZEE TEL CO	No	Yes	\$200,206
	38	Sweetser Rural Telephone Company, Inc.	SWEETSER RURAL TEL	No	Yes	\$213,957
	39	Telephone and Data Systems, Inc.	CAMDEN TEL CO - IN	No	Yes	\$453,456
	40		COMM CORP OF INDIANA	No	Yes	\$1,767,721
	41		COMM CORP OF S. IN	No	Yes	\$350,404
	42		HOME CO OF PITTSBORO	No	Yes	\$345,050
	43		HOME TEL CO INC	No	Yes	\$240,614
	44		MERCHANTS & FARMERS	No	Yes	\$60,796
	45		S & W TEL CO	No	Yes	\$123,515
	46		TIPTON TEL CO	No	Yes	\$468,652
	47		TRI-COUNTY TEL CO	No	Yes	\$608,066
	48		WEST POINT TEL CO	No	Yes	\$171,666
	49	Verizon Communications Inc.	VERIZON N-IN	No	Yes	\$9,386,313
	50		VERIZON N-IN(ALLTEL)	No	Yes	\$295,932
	51		VERIZON N-IN(CONTEL)	No	Yes	\$3,885,807
	52	Washington County Rural Telephone Cooperative	WASHINGTON CTY RURAL	No	Yes	\$593,666
	53	Yeoman Telephone Company	YEOMAN TEL CO, INC	No	Yes	\$190,788
						<u>\$74,417,671</u>
Iowa	1	Ace Telephone Association	ACE TEL ASSN-IA	No	Yes	\$517,434
	2	Algona Municipal Utilities	ALGONA MUNICIPAL UTILITIES	Yes	Yes	\$2,832
	3	Alliance Communications Cooperative, Inc.	HILLS TEL CO, INC-IA	No	Yes	\$745,062
	4	Alpine Communications, LLC	ALPINE COMM.	No	Yes	\$1,669,805
	5	Alta Municipal Utilities	ALTA MUNICIPAL UTILITIES	Yes	Yes	\$1,329
	6	Andrew Telephone Company, Inc.	ANDREW TEL CO INC	No	Yes	\$101,356
	7	Arcadia Telephone Cooperative	ARCADIA TEL CO	No	Yes	\$101,676
	8	Atkins Telephone Company	ATKINS TEL CO, INC	No	Yes	\$197,995

Annual High-Cost Support by State and Study Area: 2009

State	Count	Holding Company Name ¹	Study Area Name	Non-ILEC	ETC ²	Support
	9	Aventure Communication Technology, LLC	AVENTURE COMMUNICATION TECHNOLOGY, LLC	Yes	Yes	\$1,183,858
	10	Ayrshire Farmers Mutual Telephone Company	AYRSHIRE FARMERS MUT	No	Yes	\$324,278
	11	Baldwin Nashville Telephone Company, Inc.	BALDWIN NASHVILLE TELEPHONE COMPANY WIRELESS	Yes	Yes	\$9,815
	12		BALDWIN-NASHVILLE	No	Yes	\$104,318
	13	Barnes City Cooperative Telephone Company	BARNES CITY COOP	No	Yes	\$71,386
	14		BARNES CITY COOPERATIVE TELEPHONE COMPANY	Yes	Yes	\$124
	15	Bernard Telephone Company, Inc.	BERNARD COMMUNICATIONS, INC.	Yes	Yes	\$92,722
	16		BERNARD TEL CO INC	No	Yes	\$399,022
	17	Breda Telephone Corp.	BREDA TEL CORP.	No	Yes	\$340,730
	18		PRAIRIE TEL CO	No	Yes	\$318,196
	19		WESTSIDE INDEPENDENT	No	Yes	\$107,662
	20	Brooklyn Mutual Telecommunications Cooperative	BROOKLYN MUTUAL TEL	No	Yes	\$211,826
	21		BROOKLYN MUTUAL TELEPHONE CO.	Yes	Yes	\$17,816
	22	Budget Prepay Inc.	BUDGET PHONE, INC.	Yes	Yes	\$0
	23	Butler-Bremer Mutual Telephone Company	BUTLER-BREMER MUTUAL	No	Yes	\$463,057
	24		CEDAR-WAPSIE COMMUNICATIONS, INC.	Yes	Yes	\$51,887
	25		SHELL ROCK TEL CO	No	Yes	\$319,432
	26		Shell Rock Communications, Inc.	Yes	Yes	\$0
	27	C-M-L Telephone Cooperative Association	C-M-L TEL COOP ASSN	No	Yes	\$285,276
	28		C-M-L Tel Cooperative Assn	Yes	Yes	\$240
	29	CCM Wireless, Inc.	CCM Wireless, Inc.	Yes	Yes	\$70,250
	30	Cascade Communications Company	CASCADE COMM. CO.	No	Yes	\$292,175
	31		MAC WIRELESS, LLC	Yes	Yes	\$130,565
	32		WAPSI WIRELESS, LLC	Yes	Yes	\$277,379
	33	Casey Mutual Telephone Company	CASEY MUTUAL TEL CO	No	Yes	\$131,032
	34	Center Junction Telephone Company, Inc.	CENTER JUNCTION TEL	No	Yes	\$57,304
	35		CENTER JUNCTION TELEPHONE CO.	Yes	Yes	\$9,879
	36	CenturyTel, Inc.	CENTURYTEL-CHESTER	No	Yes	\$90,518
	37		CENTURYTEL-POSTVILLE	No	Yes	\$340,472
	38	Citizens Mutual Telephone Cooperative	CITIZENS MUTUAL TEL	No	Yes	\$2,218,890
	39	City of Hawarden	CITY OF HAWARDEN DBA HITEC	Yes	Yes	\$55,391
	40	Clarence Telephone Company, Inc.	CEDAR COUNTY PCS, LLC	Yes	Yes	\$81,660
	41		CLARENCE TEL CO	No	Yes	\$143,254
	42	Clay County Communications	Clay County Communications	Yes	Yes	\$125,546
	43	Clear Lake Independent Telephone Company	CLEAR LAKE INDEPEND	No	Yes	\$1,921,350
	44		VENTURA TEL CO, INC	No	Yes	\$116,866
	45	Colo Telephone Company	COLO TEL CO	No	Yes	\$732,154
	46	Communications 1 Network, Inc.	COMM 1 NETWORK	No	Yes	\$355,727
	47		COMM 1 WIRELESS INC.	Yes	Yes	\$83,581

Annual High-Cost Support by State and Study Area: 2009

State	Count	Holding Company Name ¹	Study Area Name	Non-ILEC	ETC ²	Support
	48	Community Digital Wireless, LLC	COMMUNITY CABLE TELEVISION COMPANY OF O'BRIEN COUNTY	Yes	Yes	\$112,881
	49	Community Internet Service (IA)	COMMUNITY DIGITAL WIRELESS, LLC	Yes	Yes	\$54,029
	50	Coon Creek Telephone Company	COON CREEK TEL CO	No	Yes	\$139,673
	51		COON CREEK TELECOMMUNICATIONS CORP.	Yes	Yes	\$0
	52	Coon Rapids Municipal Utilities	COON RAPIDS MUNICIPAL COMMUNICATIONS UTILITY	Yes	Yes	\$0
	53	Coon Valley Cooperative Telephone Association, Inc.	COON VALLEY COOP TEL	No	Yes	\$201,242
	54	Cooperative Telephone Company	COOPERATIVE TEL CO	No	Yes	\$373,092
	55		COOPERATIVE TELEPHONE CO.	Yes	Yes	\$38,754
	56	Cooperative Telephone Exchange	COOP TEL EXCHANGE	No	Yes	\$500,154
	57	Corn Belt Telephone Company	CORN BELT TEL CO	No	Yes	\$175,356
	58	Cox Communications, Inc.	COX IOWA TELECOM, LLC	Yes	Yes	\$0
	59	Cumberland Telephone Company	CUMBERLAND TEL CO	No	Yes	\$108,640
	60	Danville Mutual Telephone Company	DANVILLE MUTUAL TEL	No	Yes	\$225,416
	61		SOUTHEAST WIRELESS, INC.	Yes	Yes	\$101,572
	62	Deutsche Telekom AG	IOWA WIRELESS SERVICES, L.P.	Yes	Yes	\$117,296
	63		PST DIGITAL, LLC	Yes	Yes	\$0
	64	Dixon Telephone Company	DIXON TEL CO	No	Yes	\$182,350
	65	Dumont Telephone Company	DUMONT TEL CO	No	Yes	\$246,764
	66		DUMONT WIRELESS	Yes	Yes	\$41,244
	67	Dunkerton Telephone Cooperative	DUNKERTON TEL COOP	No	Yes	\$162,100
	68	East Buchanan Telephone Cooperative	EAST BUCHANAN COOP	No	Yes	\$858,060
	69		EAST BUCHANAN TELEPHONE COOPERATIVE	Yes	Yes	\$289,294
	70	Ellsworth Cooperative Telephone Association	ELLSWORTH COOP ASSN	No	Yes	\$224,684
	71	F&B Communications, Inc.	FARMERS & BUSINESS MEN'S TELEPHONE COMPANY DBA F&B COMMUNICA	Yes	Yes	\$18,811
	72		FARMERS&BUSINESS MEN	No	Yes	\$320,839
	73	Farmers & Merchants Mutual Telephone Company	FARMERS & MERCHANTS	No	Yes	\$243,906
	74	Farmers Cooperative Telephone Company-Dysart	D-C COMMUNICATIONS	Yes	Yes	\$48,274
	75		FARMERS COOP TEL CO	No	Yes	\$282,740
	76	Farmers Mutual Cooperative Telephone Company-Harlan	FARMERS (DEFIANCE)	No	Yes	\$101,510
	77		FARMERS (MANILLA)	No	Yes	\$161,490
	78		FARMERS MUTUAL TELEPHONE COMPANY-HARLAN	Yes	Yes	\$66,996
	79	Farmers Mutual Cooperative Telephone Company-Moulton	FARMERS MUTUAL COOP	No	Yes	\$553,386
	80	Farmers Mutual Telephone Company of Stanton, Iowa	FARMERS MUTUAL COOP	No	Yes	\$148,070
	81		FARMERS MUTUAL TEL	No	Yes	\$372,516
	82	Farmers Mutual Telephone Company-Jessup	FARMERS MUTUAL JESUP	No	Yes	\$225,264
	83	Farmers Mutual Telephone Company-Nora Springs	FARMERS MUTUAL TEL	No	Yes	\$1,270,160
	84		FARMERS TEL CO -RICE	No	Yes	\$493,166
	85		FMTC WIRELESS	Yes	Yes	\$205,281
	86		OMNITEL COMMUNICATIONS, INC.	Yes	Yes	\$43,385

Annual High-Cost Support by State and Study Area: 2009

State	Count	Holding Company Name ¹	Study Area Name	Non-ILEC	ETC ²	Support
	87	Farmers Mutual Telephone Cooperative	FARMERS MUTUAL COOP	No	Yes	\$508,025
	88	Farmers Telephone Company-Batavia	FARMERS TEL CO - BAT	No	Yes	\$120,797
	89	Farmers Telephone Company-Essex	FARMERS TEL CO-ESSEX	No	Yes	\$161,602
	90	Fenton Cooperative Telephone Company	FENTON CO-OP TEL CO	No	Yes	\$120,480
	91	FiberComm L.C.	FIBERCOMM, L.C.	Yes	Yes	\$0
	92	Frontier Communications Corporation	FRONTIER IOWA	No	Yes	\$0
	93	Goldfield Telephone Company	GOLDFIELD ACCESS NETWORK	Yes	Yes	\$2,106
	94		GOLDFIELD TEL CO	No	Yes	\$148,687
	95		North Central Wireless	Yes	Yes	\$28,074
	96	Grand Mound Cooperative Telephone Association	GRAND MOUND COOP TEL	No	Yes	\$143,172
	97	Grand River Mutual Telephone Corporation	GRAND RIVER MUT-IA	No	Yes	\$754,212
	98	Griswold Cooperative Telephone Company	GRISWOLD CO-OP TEL	No	Yes	\$474,073
	99	Grundy Center Municipal Light & Power	GRUNDY CENTER MUNICIPAL UTILITIES	Yes	Yes	\$0
	100	Harlan Municipal Utilities	HARLAN MUNICIPAL UTILITIES	Yes	Yes	\$0
	101	Hawkeye Telephone Company	HAWKEYE TEL CO	No	Yes	\$130,200
	102	Heart of Iowa Communications Cooperative	HEART OF IOWA COMM.	No	Yes	\$3,850,355
	103		HEART OF IOWA COMMUNICATIONS COOPERATIVE	Yes	Yes	\$0
	104		LAUREL TEL CO, INC	No	Yes	(\$1)
	105	Hickory Tech Corporation	HEARTLND-HICKORYTECH	No	Yes	\$1,086,856
	106	Hospers Telephone Exchange, Inc.	HOSPERS TEL EXCH INC	No	Yes	\$162,352
	107		Hospers Telephone Company	Yes	Yes	\$5,607
	108	Hubbard Cooperative Telephone Association	HARDIN COUNTY WIRELESS	Yes	Yes	\$191,201
	109		HUBBARD COOP ASSN	No	Yes	\$154,115
	110	Huxley Communications Cooperative	HUXLEY COMM. COOP.	No	Yes	\$284,850
	111		HUXLEY COMMUNICATIONS COOPERATIVE	Yes	Yes	\$0
	112	IAMO Telephone Company	IAMO TEL CO - IA	No	Yes	\$178,910
	113	Interstate 35 Telephone Company	INTERSTATE 35 TEL CO	No	Yes	\$465,368
	114		SOUTHWEST TEL EXCH	No	Yes	\$191,782
	115	Iowa RSA 2 Limited Partnership	IOWA RSA NO. 2 LIMITED PARTNERSHIP	Yes	Yes	\$89,164
	116	Iowa Telecom	IOWA TELECOM COMMUNICATIONS, INC.	Yes	Yes	\$0
	117		ITS - IOWA TELECOM	No	Yes	\$1,675,575
	118		ITS-IOWA TELECOM-NO	No	Yes	\$2,015,634
	119		ITS-IOWA TELECOM-SYS	No	Yes	\$908,661
	120		MONTEZUMA MUTUAL TEL	No	Yes	\$331,890
	121		MONTEZUMA MUTUAL TELEPHONE CO.	Yes	Yes	\$30,660
	122	Iowa Wireless Services, LLC	BENTON/LINN WIRELESS LLC	Yes	Yes	\$501,924
	123	Kalona Cooperative Telephone Company	KALONA COOP TEL CO	No	Yes	\$798,622
	124		KCTC PCS	Yes	Yes	\$255,250
	125	Keystone Farmers Cooperative Telephone Company	KEYSTONE FRMS COOP	No	Yes	\$293,706

Annual High-Cost Support by State and Study Area: 2009

State	Count	Holding Company Name ¹	Study Area Name	Non-ILEC	ETC ²	Support
	126	Killduff Telephone Company	KILLDUFF TEL. CO.	No	Yes	\$163,454
	127	La Motte Telephone Company	LA MOTTE TEL CO	No	Yes	\$189,330
	128		MILL VALLEY WIRELESS	Yes	Yes	\$20,651
	129	La Porte City Telephone Company	LA PORTE CITY TEL CO	No	Yes	\$309,123
	130	Laurens Municipal Broadband Communications Utility	LAURENS MUNICIPAL COMMUNICATIONS UTILITY	Yes	Yes	\$1,367
	131	Lehigh Valley Telephone Cooperative Association	LEHIGH VALLEY COOP	No	Yes	\$454,848
	132	Lone Rock Cooperative Telephone Company	LONE ROCK CO-OP TEL	No	Yes	\$91,000
	133	Long Lines	ADVANCED NETWORK COMMUNICATIONS, LLC	Yes	Yes	\$0
	134		GREAT LAKES OF IOWA, INC.	Yes	Yes	\$37,374
	135		IOWA 15 WIRELESS DBA CELLULARONE	Yes	Yes	\$0
	136		JEFFERSON TEL CO -IA	No	Yes	\$363,292
	137		JORDAN SOLDIERVALLEY	No	Yes	\$205,246
	138		LONG LINES METRO, LLC	Yes	Yes	\$0
	139		LONG LINES WIRELESS, LLC	Yes	Yes	\$327,614
	140		MAPLETON COMMUNICATIONS MANAGEMENT AGENCY	Yes	Yes	\$0
	141		NORTHWEST IOWA TEL	No	Yes	\$658,298
	142		ORANGE CITY COMMUNICATIONS, LLP	Yes	Yes	\$0
	143	Lost Nation-Elwood Telephone Company	LOST NATION-ELWOOD	No	Yes	\$623,526
	144		LOST NATION-ELWOOD TELEPHONE CO	Yes	Yes	\$0
	145	Lynch Interactive Corporation	CENTRAL SCOTT TEL CO	No	Yes	\$725,863
	146		CST COMMUNICATIONS, INC	Yes	Yes	\$103,695
	147	Lynnville Telephone Company	LYNNVILLE TEL. CO.	No	Yes	\$140,682
	148	Mabel Cooperative Telephone Company	MABEL COOP TEL-IA	No	Yes	\$330,992
	149	Mahaska Communication Group, LLC	MAHASKA COMMUNICATIONS GROUP	Yes	Yes	\$0
	150	Manning Municipal Communications and Television Systems	MANNING MUNICIPAL COMMUNICATIONS & TELEVISION	Yes	Yes	\$0
	151	Marne & Elk Horn Telephone Company	MARNE & ELK HORN TEL	No	Yes	\$402,632
	152		MARNE AND ELK HORN TELEPHONE CO.	Yes	Yes	\$0
	153	Martelle Cooperative Telephone Association	MARTELLE COOP ASSN	No	Yes	\$105,404
	154	Massena Telephone Company	MASSENA TEL CO	No	Yes	\$206,380
	155		ROLLING HILLS COMMUNICATIONS, INC.	Yes	Yes	\$0
	156	Mechanicsville Telephone Company	MECHANICSVILLE TEL	No	Yes	\$148,158
	157	Mediapolis Telephone Company	MEDIAPOLIS TEL CO	No	Yes	\$429,776
	158	Miles Cooperative Telephone Assoc.	MILES COOP TEL ASSN	No	Yes	\$159,968
	159	Minburn Telephone Company	Dallas County Wireless	Yes	Yes	\$14,930
	160		MINBURN TEL CO	No	Yes	\$104,396
	161		MINBURN TELECOMM.	No	Yes	\$430,694
	162	Minerva Valley Telephone Company, Inc.	MINERVA VALLEY TEL	No	Yes	\$198,952
	163	Modern Cooperative Telephone Company	MODERN COOP TEL CO	No	Yes	\$288,090
	164		Modern Communications	Yes	Yes	\$31,433

Annual High-Cost Support by State and Study Area: 2009

State	Count	Holding Company Name ¹	Study Area Name	Non-ILEC	ETC ²	Support
	165	Mutual Telephone Company (IA)	MUTUAL TEL CO	No	Yes	\$841,682
	166		NORTHERN IOWA TEL CO	No	Yes	\$676,372
	167		Premier Wireless, Inc.	Yes	Yes	\$70,064
	168		WEBB-DICKENS TEL	No	Yes	\$848,302
	169	Mutual Telephone Company of Morning Sun	LOUISA COMMUNICATIONS	Yes	Yes	\$0
	170		MUTUAL TEL CO	No	Yes	\$131,699
	171	New Ulm Telecom, Inc.	PEOPLES TEL CO - IA	No	Yes	\$189,466
	172	North English Cooperative Telephone Company	NORTH ENGLISH COOP	No	Yes	\$165,770
	173	Northeast Iowa Telephone Company	NORTHEAST IOWA TEL	No	Yes	\$686,868
	174		NORTHEAST IOWA TELEPHONE CO.	Yes	Yes	\$142,330
	175	Northwest Telephone Cooperative	INDEPENDENT NETWORKS, LC	Yes	Yes	\$0
	176		NORTHWEST TEL COOP	No	Yes	\$418,780
	177		Skylink, LC	Yes	Yes	\$89,947
	178	Ogden Communications, Inc.	OGDEN TEL CO - IA	No	Yes	\$292,493
	179		OGDEN TELEPHONE COMPANY	Yes	Yes	\$6,862
	180	Olin Telephone Company, Inc.	OLIN TEL CO, INC	No	Yes	\$208,448
	181		OLIN TELEPHONE CO., INC.	Yes	Yes	\$87,820
	182		OLIN-MORLEY WIRELESS TELEPHONE SERVICE	Yes	Yes	\$0
	183	Onslow Cooperative Telephone Association	ONslow COOP TEL ASSN	No	Yes	\$85,051
	184		ONslow COOPERATIVE TELEPHONE ASSOCIATION WIRELESS	Yes	Yes	\$22,408
	185	Oran Mutual Telephone Company	ORAN MUTUAL TEL CO	No	Yes	\$88,914
	186	Osage Municipal Utilities	OSAGE MUNICIPAL TELECOMMUNICATIONS UTILITY	Yes	Yes	\$4,107
	187	Palmer Mutual Telephone Company	PALMER MUTUAL TEL CO	No	Yes	\$111,614
	188	Palo Cooperative Telephone Association	PALO COOP TEL ASSN	No	Yes	\$216,850
	189	Panora Communications Cooperative	GUTHRIE TELECOMMUNICATIONS NETWORK, INC.	Yes	Yes	\$32,547
	190		PANORA COMM COOP	No	Yes	\$272,158
	191	Partner Communications Cooperative	PARTNER COMM. COOP.	No	Yes	\$763,758
	192	Prairieburg Telephone Company, Inc.	PRAIRIEBURG TEL CO	No	Yes	\$75,872
	193	Preston Telephone Company	PRESTON TEL CO	No	Yes	\$225,169
	194	Qwest Communications International, Inc.	QWEST CORP-IA	No	Yes	\$412,269
	195	Radcliffe Telephone Company	RADCLIFFE TEL CO	No	Yes	\$130,960
	196		RADCLIFFE TELEPHONE CO., INC. (WIRELESS)	Yes	Yes	\$5,940
	197	Readlyn Telephone Company	READLYN TEL CO	No	Yes	\$254,246
	198	Reasnor Telephone Company	REASNOR TELEPHONE COMPANY	No	Yes	(\$37,024)
	199	Reinbeck Municipal Telecommunications Utility	REINBECK MUNICIPAL TELECOMMUNICATIONS UTILITY	Yes	Yes	\$0
	200	Ringsted Telephone Company	RINGSTED TEL CO	No	Yes	\$118,068
	201	River Valley Telephone Coop.	RIVER VALLEY TELECOM	No	Yes	\$244,204
	202		RUTHVEN TEL EXCHANGE	No	Yes	\$168,228
	203	Rockwell Cooperative Telephone Association	ROCKWELL COOP ASSN	No	Yes	\$354,394

Annual High-Cost Support by State and Study Area: 2009

State	Count	Holding Company Name ¹	Study Area Name	Non-ILEC	ETC ²	Support
	204		ROCKWELL COOPERATIVE TELEPHONE ASSOCIATION WIRELESS	Yes	Yes	\$91,678
	205	Royal Telephone Company	ROYAL TEL CO	No	Yes	\$215,342
	206	Sac County Mutual Telephone Company	SAC COUNTY MUTUAL	No	Yes	\$283,283
	207	Schaller Telephone Company	SCHALLER TEL CO	No	Yes	\$536,417
	208	Scranton Telephone Company	SCRANTON TEL CO	No	Yes	\$157,215
	209	Searsboro Telephone Company	SEARSBORO TEL CO	No	Yes	\$199,704
	210	Sharon Telephone Company (IA)	SEI WIRELESS LLC	Yes	Yes	\$9,771
	211		SHARON TEL CO	No	Yes	\$270,949
	212		SHARON TELEPHONE COMPANY	Yes	Yes	\$43,138
	213	South Slope Cooperative Telephone Company, Inc.	SOUTH SLOPE COOP TEL	No	Yes	\$1,262,346
	214		SOUTH SLOPE COOPERATIVE	Yes	Yes	\$298,192
	215		SWISHER TEL CO	No	Yes	\$196,290
	216	Spencer Municipal Communications Utility	SPENCER MUNICIPAL COMMUNICATIONS UTILITIE	Yes	Yes	\$0
	217	Springville Cooperative Telephone Association, Inc.	SPRINGVILLE COOP TEL	No	Yes	\$203,754
	218	Sprint Nextel Corporation	NPCR, INC.	Yes	Yes	\$2,042,667
	219	Stratford Mutual Telephone Company	STRATFORD MUTUAL TEL	No	Yes	\$444,404
	220	Sully Telephone Association	SULLY TEL ASSOC	No	Yes	\$335,554
	221	Superior Telephone Cooperative	SUPERIOR TEL COOP	No	Yes	\$465,061
	222	Telephone and Data Systems, Inc.	IOWA RSA #12, LLC DBA CELLCOM	Yes	Yes	\$0
	223		RSA 1 LIMITED PARTNERSHIP	Yes	Yes	\$501,938
	224		UNITED STATES CELLULAR	Yes	Yes	\$39,213,252
	225	Templeton Telephone Company	TEMPLETON TEL CO	No	Yes	\$143,944
	226	Terril Telephone Cooperative	TERRIL TEL. COOP.	No	Yes	\$178,180
	227		Terril Communications, LLC	Yes	Yes	\$0
	228	Titonka Telephone Company	THE BURT TEL CO	No	Yes	\$118,928
	229		TITONKA TEL CO	No	Yes	\$140,704
	230	United Farmers Telephone Company	UNITED FARMERS TEL	No	Yes	\$376,024
	231	VCI Company	VCI COMPANY	Yes	Yes	\$0
	232	Van Buren Telephone Co., Inc.	VAN BUREN TEL CO	No	Yes	\$605,174
	233		VAN BUREN WIRELESS COMPANY, INC.	Yes	Yes	\$165,919
	234	Van Horne Cooperative Telephone Company	VAN HORNE COOP TEL	No	Yes	\$220,256
	235	Verizon Communications Inc.	Alltel Communications, LLC	Yes	Yes	\$1,174,979
	236		IOWA RSA #3, LLC DBA CELLCOM	Yes	Yes	\$0
	237		IOWA RSA 10	Yes	Yes	\$2,245,850
	238		IOWA RSA 7	Yes	Yes	\$1,495,796
	239		IOWA RSA 8	Yes	Yes	\$1,694,823
	240		MIDWEST WIRELESS IOWA, LLC	Yes	Yes	\$7,408,744
	241		NSP, LC DBA CELLCOM	Yes	Yes	\$0
	242		WESTERN WIRELESS CORP.	Yes	Yes	\$56,761

Annual High-Cost Support by State and Study Area: 2009

State	Count	Holding Company Name ¹	Study Area Name	Non-ILEC	ETC ²	Support
	243	Villisca Farmers Telephone Company	VILLISCA FARMERS TEL	No	Yes	\$265,625
	244	WTC Communications, Inc.	WILTON TEL CO	No	Yes	\$228,395
	245		WTC COMMUNICATIONS, INC.	Yes	Yes	\$0
	246	Walnut Telephone Company	WALNUT COMMUNICATIONS	Yes	Yes	\$0
	247		WALNUT TEL CO, INC	No	Yes	\$213,647
	248	Webster-Calhoun Cooperative Telephone Association	WEBSTER-CALHOUN COOP	No	Yes	\$1,414,000
	249	Wellman Cooperative Telephone Association	WELLMAN COOP TEL	No	Yes	\$197,175
	250		WELLMAN COOP. TELEPHONE ASSOC.	Yes	Yes	\$76,582
	251	West Iowa Telephone Company	WEST IOWA TEL CO	No	Yes	\$1,079,958
	252		West Iowa Wireless, LLC	Yes	Yes	\$0
	253	West Liberty Telephone Company	WEST LIBERTY TEL CO	No	Yes	\$1,323,258
	254	Western Iowa Telephone Association	WESTERN IOWA ASSN	No	Yes	\$881,435
	255	Winnebago Cooperative Telephone Association	MILLER TEL CO - IA	No	Yes	\$44,423
	256		WINNEBAGO COOP ASSN	No	Yes	\$2,871,166
	257		WINNEBAGO COOPERATIVE TELEPHONE ASSOCIATION	Yes	Yes	\$409,785
	258		WINNEBAGO COOPERATIVE TELEPHONE ASSOCIATION (FKA FOREST CITY	Yes	Yes	\$0
	259	Woolstock Mutual Telephone Assoc.	WOOLSTOCK MUTUAL	No	Yes	\$89,918
	260	Wyoming Mutual Telephone Company	WYOMING MUTUAL TEL	No	Yes	\$223,098
						<u>\$127,434,736</u>
Kansas	1	AT&T Inc.	SOUTHWESTERN BELL-KS	No	Yes	\$603,504
	2	American Broadband Communications et al.	S & A TEL CO INC	No	Yes	\$1,010,036
	3	Blue Valley Tele-Communications, Inc.	BLUE VALLEY TELE-COM	No	Yes	\$9,009,725
	4	Cellular Network Partnership	CELLULAR NETWORK PARTNERSHIP DBA PIONEER CELLULAR	Yes	Yes	\$1,489,472
	5	CenturyTel, Inc.	EMBARQ MO-KS	No	Yes	\$818,871
	6		UNITED OF EASTERN KS	No	Yes	\$4,574,931
	7		UTC OF KANSAS	No	Yes	\$2,410,938
	8	Columbus Telephone Company	COLUMBUS TELEPHONE	No	Yes	\$938,946
	9	Craw-Kan	CRAW-KAN TEL COOP	No	Yes	\$6,013,620
	10	Cunningham Management, Inc.	CUNNINGHAM TEL CO	No	Yes	\$1,549,850
	11	Epic Touch Company	ELKHART TEL CO INC	No	Yes	\$2,956,852
	12		EPIC TOUCH COMPANY	Yes	Yes	\$1,578,919
	13	FairPoint Communications, Inc.	SUNFLOWER TEL CO	No	Yes	\$1,173,210
	14	Golden Wheat, Inc.	WHEAT STATE TEL, INC	No	Yes	\$2,645,338
	15	Gorham Communications, Inc.	GORHAM TEL CO	No	Yes	\$1,118,015
	16	Grauer Management Inc.	WILSON TEL CO INC	No	Yes	\$3,293,924
	17	H&B Communications, Inc.	H & B COMMUNICATIONS	No	Yes	\$474,386
	18		H&B CABLE SERVICE, INC.	Yes	Yes	\$17,817

Annual High-Cost Support by State and Study Area: 2009

State	Count	Holding Company Name ¹	Study Area Name	Non-ILEC	ETC ²	Support
	19	Home Enterprises, Inc.	HOME TEL CO	No	Yes	\$3,238,671
	20	KanOkla Telephone Association, Inc.	KANOKLA TEL ASSN-KS	No	Yes	\$4,513,214
	21	LaHarpe Telephone Company, Inc.	LA HARPE TEL CO INC	No	Yes	\$876,771
	22	Lynch Interactive Corporation	HAVILAND TEL CO	No	Yes	\$5,544,610
	23		J. B. N. TEL CO INC	No	Yes	\$1,516,126
	24	Madison Telephone Company	MADISON TEL., LLC	No	Yes	\$1,016,676
	25	Mutual Telephone Company (KS)	MUTUAL TEL CO	No	Yes	\$1,002,578
	26	Peoples Telecommunications, LLC	PEOPLES TELECOM LLC	No	Yes	\$1,860,812
	27	Pioneer Telephone Association, Inc.	PIONEER TEL ASSN INC	No	Yes	\$6,976,344
	28		WESTLINK COMMUNICATIONS, LLC	Yes	Yes	\$305,525
	29	Rainbow Telecommunications Association, Inc.	RAINBOW TELECOM	No	Yes	\$3,154,498
	30	Rural Telephone Service Company, Inc.	NEX-TECH WIRELESS, LLC	Yes	Yes	\$15,635,408
	31		NEX-TECH, INC.	Yes	Yes	\$26,826
	32		RURAL TEL SERVICE CO	No	Yes	\$24,574,620
	33	S&T Telephone Cooperative Association	S & T TEL COOP ASSN	No	Yes	\$6,307,689
	34	Sage Telecom, Inc.	SAGE TELECOM	Yes	Yes	\$0
	35	South Central Telephone Association, Inc.	S. CENTRAL TEL - KS	No	Yes	\$4,058,123
	36	Southern Kansas Telephone Company	SOUTHERN KANSAS TEL	No	Yes	\$6,987,182
	37	Sprint Nextel Corporation	SPRINT SPECTRUM LP / PHILLIECO LP (DBA SPRINT PCS)	Yes	Yes	\$1,103,333
	38	TelAtlantic, Inc.	ZENDA TEL COMPANY	No	Yes	\$241,444
	39	Telephone and Data Systems, Inc.	USCOC OF NEBRASKA/KANSAS LLC	Yes	Yes	\$10,452,162
	40	The Golden Belt Telephone Association, Inc.	GOLDEN BELT TEL ASSN	No	Yes	\$5,641,094
	41	The Moundridge Telephone Company	MOUNDRIDGE TEL CO	No	Yes	\$1,553,754
	42	Totah Communications, Inc.	TOTAH COMMUNICATIONS	No	Yes	\$1,303,878
	43	Townes Telecommunications, Inc.	MOKAN DIAL INC-KS	No	Yes	\$1,134,084
	44	Tri County Telephone Association, Inc.	COUNCIL GROVE TEL CO	No	Yes	\$2,271,660
	45		TRI-COUNTY TEL ASSN	No	Yes	\$5,625,729
	46	Twin Valley Telephone, Inc.	TWIN VALLEY TEL INC	No	Yes	\$7,229,287
	47	United Telephone Association, Inc.	UNITED TEL ASSN	No	Yes	\$5,887,867
	48		UNITED WIRELESS COMMUNICATION INC.	Yes	Yes	\$3,067,720
	49	Verizon Communications Inc.	ALLTEL COMMUNICATIONS (WIRELESS KS)	Yes	Yes	\$51,771,883
	50		RCC MINNESOTA, INC.	Yes	Yes	\$1,259,662
	51	Wamego Telephone Company, Inc.	WAMEGO TEL CO INC	No	Yes	\$2,466,119
	52	Wildflower Internet LLC	WILDFLOWER TELECOMMUNICATIONS, LLC	Yes	Yes	\$17,694
	53	YourTel America, Inc.	THE PAGER COMPANY	Yes	Yes	\$0
						<u>\$230,301,396</u>

Annual High-Cost Support by State and Study Area: 2009

State	Count	Holding Company Name ¹	Study Area Name	Non-ILEC	ETC ²	Support
Kentucky	1	AT&T Inc.	New Cingular Wireless PCS	Yes	Yes	\$3,879,363
	2		SO CENTRAL BELL-KY	No	Yes	\$13,698,057
	3	American Broadband Communications et al.	DIALOG TELECOMMUNICATIONS	Yes	Yes	\$0
	4	Ballard Rural Telephone Cooperative Corporation, Inc.	BALLARD RURAL COOP	No	Yes	\$996,672
	5	Brandenburg Cellular Corporation	BLUEGRASS CELLULAR	Yes	Yes	\$14,501,796
	6	Brandenburg Communications Corp.	BRANDENBURG TEL CO	No	Yes	\$1,436,062
	7	Cincinnati Bell Inc.	CINCINNATI BELL-KY	No	Yes	\$839,898
	8	Duo County Telephone Cooperative Inc.	Cumberland Cellular, Inc.	Yes	Yes	\$20,234
	9		DUO COUNTY TEL COOP	No	Yes	\$5,226,731
	10	East Kentucky Network, LLC	EAST KENTUCKY NETWORK, LLC DBA APPALACHIAN WIRELESS	Yes	Yes	\$7,058,956
	11	Foothills Rural Telephone Cooperative Corporation, Inc.	FOOTHILLS RURAL COOP	No	Yes	\$8,439,832
	12	Inter Mountain Cable, Inc.	GEARHEART-COALFIELDS	No	Yes	\$1,203,056
	13		TVD Broadband Services, LLC	Yes	Yes	\$0
	14	Logan Telephone Cooperative, Inc.	LOGAN TEL. COOP. INC	No	Yes	\$3,230,470
	15	Mountain Rural Telephone Cooperative Corporation, Inc.	MOUNTAIN RURAL COOP	No	Yes	\$1,565,473
	16	NTELOS, Inc.	WEST VIRGINIA PCS ALLIANCE DBA NTELOS	Yes	Yes	\$61,897
	17	North Central Telephone Cooperative, Inc.	NORTH CENTRAL COMMUNICATIONS	Yes	Yes	\$77,006
	18	Peoples Rural Telephone Cooperative Corporation, Inc.	PEOPLES RURAL COOP	No	Yes	\$5,087,131
	19	Q-Comm Corporation	CINERGY COMMUNICATIONS COMPANY	Yes	Yes	\$195,918
	20	South Central Rural Telephone Cooperative Corporation	SOUTH CENTRAL RURAL	No	Yes	\$8,284,291
	21		SOUTH CENTRAL TELCOM LLC	Yes	Yes	\$14,320
	22	SouthEast Telephone, Inc.	SOUTHEAST TELEPHONE, INC.	Yes	Yes	\$632,237
	23	Sprint Nextel Corporation	NPCR, INC.	Yes	Yes	\$2,076,315
	24	Telephone and Data Systems, Inc.	LESLIE COUNTY TEL CO	No	Yes	\$954,160
	25		LEWISPORT TEL CO	No	Yes	\$235,297
	26		SALEM TEL CO	No	Yes	\$298,352
	27	Thacker-Grigsby Telephone Company, Inc.	THACKER/GRIGSBY TEL	No	Yes	\$1,362,030
	28	West Kentucky Rural Telephone Cooperative Corporation,	WEST KENTUCKY RURAL	No	Yes	\$9,590,666
	29	Windstream Corporation	WINDSTREAM KY WEST	No	Yes	\$1,691,399
	30		WINDSTREAM LEXINGTON	No	Yes	\$8,643,201
	31		WINDSTREAM LONDON	No	Yes	\$504,102
	32	e-Tel	E-TEL, LLC	Yes	Yes	\$0
						<u>\$101,804,923</u>
Louisiana	1	AT&T Inc.	CENTENNIAL BEAUREGARD CELLULAR LLC	Yes	Yes	\$12,483,810
	2		CENTENNIAL CALDWELL CELLULAR CORP.	Yes	Yes	\$1,416,943
	3		CENTENNIAL HAMMOND CELLULAR LLC	Yes	Yes	\$2,865,090
	4		CENTENNIAL LAFAYETTE COMMUNICATIONS LLC	Yes	Yes	\$1,365,239

Annual High-Cost Support by State and Study Area: 2009

State	Count	Holding Company Name ¹	Study Area Name	Non-ILEC	ETC ²	Support
	5		CENTENNIAL MOREHOUSE CELLULAR LLC	Yes	Yes	\$150,850
	6		NEW CINGULAR WIRELESS PCS, LLC	Yes	Yes	\$32,299,233
	7		SO CENTRAL BELL-LA	No	Yes	\$8,431,944
	8	CP-Tel Holdings, Inc.	CAMPTI-PLEASANT HILL	No	Yes	\$1,753,474
	9	Cameron Communications, LLC	CAMERON TEL CO - LA	No	Yes	\$8,894,090
	10		ELIZABETH TEL CO	No	Yes	\$4,313,926
	11		LBH, LLC	Yes	Yes	\$58,011
	12	CenturyTel, Inc.	CENTURY NORTH LA	No	Yes	\$2,581,461
	13		CENTURYTEL - EAST LA	No	Yes	\$898,526
	14		CENTURYTEL-CENTR LA	No	Yes	\$4,825,604
	15		CENTURYTEL-CHATHAM	No	Yes	\$1,392,552
	16		CENTURYTEL-EVANGELIN	No	Yes	\$11,390,355
	17		CENTURYTEL-NW LA	No	Yes	\$1,957,364
	18		CENTURYTEL-RINGGOLD	No	Yes	\$267,256
	19		CENTURYTEL-SE LA	No	Yes	\$1,723,398
	20		CENTURYTEL-SW LA	No	Yes	\$2,920,096
	21	Cox Communications, Inc.	COX LOUISIANA TELCOM LLC	Yes	Yes	\$28,292
	22	Delcambre Telephone Co.	DELCAMBRE TEL CO	No	Yes	\$177,632
	23	EATEL Corp., Inc.	EAST ASCENSION TEL	No	Yes	\$29,959,809
	24	Kaplan Telephone Company, Inc.	KAPLAN TEL CO	No	Yes	\$2,600,638
	25		KAPLAN TELEPHONE CO. DBA PACE COMMUNICATIONS	Yes	Yes	\$1,753,244
	26	Northeast Louisiana Telephone Co., Inc.	NORTHEAST LOUISIANA	No	Yes	\$1,021,356
	27	Reserve Holdings, Inc.	RESERVE LONG DISTANCE COMPANY INC.	Yes	Yes	\$0
	28		RESERVE TEL CO	No	Yes	\$1,275,030
	29	SJI, LLC	LAFOURCHE TEL CO	No	Yes	\$2,336,050
	30	Sprint Nextel Corporation	NPCR, INC.	Yes	Yes	(\$30,482)
	31		SPRINT SPECTRUM, LP	Yes	Yes	\$409,068
	32	Star Telephone Company, Inc.	STAR TEL CO	No	Yes	\$3,107,552
	33	Verizon Communications Inc.	ALLTEL COMMUNICATIONS, INC.	Yes	Yes	\$11,866,824
						<u>\$156,494,236</u>
Maine	1	FairPoint Communications, Inc.	CHINA TEL CO.	No	Yes	\$584,255
	2		COMMUNITY SERVICE	No	Yes	\$1,199,622
	3		NORTHERN NEW ENGLAND TELEPHONE OPERATIONS LLC	No	Yes	\$1,356,267
	4		NORTHLAND TEL CO-ME	No	Yes	\$3,047,942
	5		STANDISH TEL CO	No	Yes	\$1,480,940
	6	Lincolntonville Telephone Company	LINCOLNVILLE TEL CO	No	Yes	\$1,399,220
	7	Otelco Inc.	MID MAINE TELECOM	No	Yes	\$740,142

Annual High-Cost Support by State and Study Area: 2009

State	Count	Holding Company Name ¹	Study Area Name	Non-ILEC	ETC ²	Support
	8		PINE TREE TEL & TEL	No	Yes	\$763,212
	9		SACO RIVER TEL & TEL	No	Yes	\$866,528
	10	Oxford Telephone and Telegraph	OXFORD COUNTY TEL	No	Yes	\$1,137,302
	11		OXFORD WEST TEL CO	No	Yes	\$864,936
	12	Telephone and Data Systems, Inc.	COBBOSSEECONTEE TEL	No	Yes	\$163,795
	13		HAMPDEN TEL CO	No	Yes	\$497,706
	14		HARTLAND & ST ALBANS	No	Yes	\$205,842
	15		ISLAND TEL CO	No	Yes	\$218,990
	16		SOMERSET TEL CO	No	Yes	\$764,027
	17		UNITED STATES CELLULAR CORPORATION	Yes	Yes	\$8,595,139
	18		WARREN TEL CO	No	Yes	\$217,906
	19		WEST PENOBSCOT TEL	No	Yes	\$254,974
	20	UniTek, Inc.	UNITY TEL CO., INC.	No	Yes	\$1,330,975
	21	Union River Telephone Company	UNION RIVER TEL CO	No	Yes	\$1,313,780
	22	Verizon Communications Inc.	RCC MINNESOTA, INC.	Yes	Yes	\$439,750
						<u>\$27,443,250</u>
Maryland	1	Armstrong Holdings, Inc.	ARMSTRONG TEL OF MD	No	Yes	\$1,705,438
	2	Budget Prepay Inc.	BUDGET PHONE, INC.	Yes	Yes	\$0
	3	Verizon Communications Inc.	MCI TELECOMMUNICATIONS CORP	Yes	Yes	\$0
	4		VERIZON MARYLAND INC	No	Yes	\$2,260,167
						<u>\$3,965,605</u>
Massachusetts	1	CornerStone Telephone Company, LLC	RICHMOND TEL CO	No	Yes	\$621,086
	2	Otelco Inc.	GRANBY TEL & TEL -MA	No	Yes	\$340,838
	3	RCN Corporation	RCN-BECOCOM, LLC	Yes	Yes	\$0
	4	Verizon Communications Inc.	VERIZON MASS.	No	Yes	\$1,450,911
						<u>\$2,412,835</u>
Michigan	1	AT&T Inc.	AMERICAN CELLULAR CORP. (MI)	Yes	Yes	\$209,710
	2		CENTENNIAL MICHIGAN RSA 6 CELLULAR CORP.	Yes	Yes	\$42,304
	3		CENTENNIAL MICHIGAN RSA 7 CELLULAR CORP.	Yes	Yes	\$79,246
	4		DOBSON CELLULAR SYSTEMS, INC. (MI)	Yes	Yes	\$4,305,128
	5		MICHIANA METRONET, INC. - MI	Yes	Yes	\$501,662
	6		MICHIGAN BELL TEL CO	No	Yes	\$0
	7		NPI-OMNIPOINT WIRELESS, LLC	Yes	Yes	\$0
	8	Ace Telephone Association	ACE TEL OF MICHIGAN	No	Yes	\$2,285,905
	9		ALLENDALE TEL CO	No	Yes	\$588,856

Annual High-Cost Support by State and Study Area: 2009

State	Count	Holding Company Name ¹	Study Area Name	Non-ILEC	ETC ²	Support
	10		DRENTH TEL CO	No	Yes	\$140,016
	11	Agri-Valley Communications, Inc.	PIGEON TEL CO	No	Yes	\$2,174,332
	12		THUMB CELLULAR LIMITED PARTNERSHIP	Yes	Yes	\$1,030,421
	13	Allband Communications Cooperative	ALLBAND COMMUNICATIONS COOPERATIVE	No	Yes	\$941,844
	14	Baraga Telephone Company	BARAGA TEL CO	No	Yes	\$791,918
	15	Barry County Services Company	BARRY COUNTY TEL CO	No	Yes	\$707,244
	16	Blanchard Telephone Association, Inc.	BLANCHARD TEL ASSN	No	Yes	\$253,270
	17	Bloomington Telephone Company, Inc.	BLOOMINGDALE TEL CO	No	Yes	\$1,157,128
	18	Carr Communications, Inc.	CARR TEL CO	No	Yes	\$473,174
	19	CenturyTel, Inc.	CENTURY-NORTHN MICH.	No	Yes	\$345,676
	20		CENTURYTEL MICHIGAN	No	Yes	\$6,924,262
	21		CENTURYTEL MW-MI	No	Yes	\$5,008,844
	22		CENTURYTEL-UPPER MI	No	Yes	\$2,620,100
	23	Chapin Communications Corporation	FARMERS DBA CHAPIN	No	Yes	\$205,703
	24	Climax Telephone Company	CLIMAX TEL CO	No	Yes	\$253,872
	25	Clinton County Telephone Company	WESTPHALIA TEL CO	No	Yes	\$326,482
	26	EZ Phone, Inc	EZ PHONE, INC. DBA INFLEXION COMUNICATIONS	Yes	Yes	\$0
	27	Frontier Communications Corporation	FRONTIER-MICHIGAN	No	Yes	\$163,584
	28	Hiawatha Communications, Inc.	HIAWATHA TEL CO	No	Yes	\$1,431,254
	29		MIDWAY TEL CO	No	Yes	\$385,910
	30		ONTONAGON COUNTY TEL	No	Yes	\$601,793
	31	KALTELCO, Inc.	KALEVA TEL CO	No	Yes	\$458,442
	32	Lennon Telephone Company	LENNON TEL CO	No	Yes	\$1,040,584
	33	Lynch Interactive Corporation	UPPER PENINSULA TEL	No	Yes	\$4,959,542
	34	Nexus Communications, Inc.	NEXUS COMMUNICATIONS, INC.	Yes	Yes	\$0
	35	Ogden Communications, Inc.	OGDEN TEL CO	No	Yes	\$256,963
	36	Peninsula Telephone Company	PENINSULA TEL CO -MI	No	Yes	\$136,684
	37	Sand Creek Communications Company	SAND CREEK TEL CO	No	Yes	\$225,391
	38	Springcom, Inc.	SPRINGPORT TEL CO	No	Yes	\$668,238
	39	Sprint Nextel Corporation	Sprint Spectrum L.P. (dba Sprint PCS)	Yes	Yes	\$3,980,062
	40	Telephone and Data Systems, Inc.	CHATHAM TEL CO - MI	No	Yes	\$527,940
	41		COMM CORP OF MI	No	Yes	\$431,614
	42		ISLAND TEL CO	No	Yes	\$238,090
	43		SHIAWASSEE TEL CO	No	Yes	\$800,690
	44		WOLVERINE TEL CO	No	Yes	\$350,436
	45	VCI Company	VILAIRE COMMUNICATIONS	Yes	Yes	\$0
	46	Verizon Communications Inc.	ALLTEL COMMUNICATIONS, INC.	Yes	Yes	\$11,662,955
	47		Alltel Communications, LLC	Yes	Yes	\$35,070
	48		MCIMETRO ACCESSTRANSMISSION SERVICES, INC.	Yes	Yes	\$0

Annual High-Cost Support by State and Study Area: 2009

State	Count	Holding Company Name ¹	Study Area Name	Non-ILEC	ETC ²	Support
	49		MI RSA #9 Limited Partnership	Yes	Yes	\$382,441
	50		VERIZON N-MI(ALLTEL)	No	Yes	\$31,605
	51		VERIZON NORTH-MI	No	Yes	\$356,961
	52	Waldron Communication Company	WALDRON TEL CO	No	Yes	\$513,469
	53	Windstream Corporation	DEERFIELD FARMERS	No	Yes	\$1,829,891
	54	Winn Telephone Company	WINN TEL CO	No	Yes	<u>\$356,746</u>
						<u>\$63,193,452</u>
Minnesota	1	AT&T Inc.	AMERICAN CELLULAR CORPORATION (MN)	Yes	No	(\$206,988)
	2	Ace Telephone Association	ACE TEL ASSN-MN	No	Yes	\$2,764,963
	3	Albany Mutual Telephone Association	ALBANY MUTUAL ASSN	No	Yes	\$467,574
	4	Alliance Communications Cooperative, Inc.	FELTON TEL CO. INC.	No	Yes	\$122,533
	5		HILLS TEL CO, INC	No	Yes	\$305,230
	6		LORETEL SYSTEMS, INC	No	Yes	\$1,236,755
	7		SLEEPY EYE TEL CO	No	Yes	\$341,412
	8	Arvig Enterprises, Inc.	CALLAWAY TEL CO	No	Yes	\$114,010
	9		EAST OTTER TAIL TEL	No	Yes	\$4,925,340
	10		HOME TEL CO - MN	No	Yes	\$388,387
	11		MIDWEST TEL CO	No	Yes	\$525,767
	12		OSAKIS TEL CO	No	Yes	\$231,371
	13		PEOPLES TEL CO - MN	No	Yes	\$822,918
	14		TEKSTAR COMMUNICATIONS, INC.	Yes	Yes	\$0
	15		TWIN VALLEY-ULEN TEL	No	Yes	\$1,025,232
	16	Benton Cooperative Telephone Company	BENTON COOP TEL CO	No	Yes	\$700,680
	17	CenturyTel, Inc.	CENTURYTEL-MINNESOTA	No	Yes	\$8,082,182
	18		EMBARQ MINNESOTA	No	Yes	\$1,194,135
	19	Christensen Communications Company	CHRISTENSEN COMM CO	No	Yes	\$315,656
	20	City of Barnesville Municipal Telephone	CITY OF BARNESVILLE	No	Yes	\$249,021
	21	Consolidated Telephone Company	CONSOLIDATED TEL CO	No	Yes	\$1,329,358
	22	Crosslake Telephone Company	CROSSLAKE TEL CO	No	Yes	\$269,827
	23	Dunnell Telephone Company	DUNNELL TEL CO	No	Yes	\$108,746
	24	Emily Cooperative Telephone Company	EMILY COOP TEL CO	No	Yes	\$920,430
	25	Farmers Mutual Telephone Company (MN & SD)	FARMERS MUTUAL TEL	No	Yes	\$401,666
	26	Federated Telephone Cooperative	FEDERATED TEL COOP	No	Yes	\$626,998
	27		FEDERATED UTILITIES	No	Yes	\$251,840
	28	Frontier Communications Corporation	CITIZENS-FRONTIER-MN	No	Yes	\$558,141
	29		CITIZENS-FRONTIER-MN	No	Yes	\$53,871
	30		FRONTIER-MINNESOTA	No	Yes	\$246,738

Annual High-Cost Support by State and Study Area: 2009

State	Count	Holding Company Name ¹	Study Area Name	Non-ILEC	ETC ²	Support
	31	Garden Valley Telephone Company	GARDEN VALLEY TEL CO	No	Yes	\$3,570,722
	32	Gardonville Cooperative Telephone Association	GARDONVILLE COOP TEL	No	Yes	\$575,069
	33	Halstad Telephone Company	HALSTAD TEL CO	No	Yes	\$635,398
	34	Hanson Communications, Inc.	CLARA CITY TEL EXCH	No	Yes	\$523,788
	35		SACRED HEART TEL CO	No	Yes	\$121,298
	36		STARBUCK TEL CO	No	Yes	\$191,628
	37		ZUMBROTA TEL CO	No	Yes	\$243,846
	38	Harmony Telephone Company	HARMONY TEL CO	No	Yes	\$255,334
	39	Hector Communications Corporation	ARROWHEAD COMM CORP	No	Yes	\$141,566
	40		EAGLE VALLEY TEL CO	No	Yes	\$54,140
	41		GRANADA TEL CO	No	Yes	\$22,074
	42		PINE ISLAND TEL CO	No	Yes	\$437,478
	43	Hickory Tech Corporation	MANKATO-HICKORYTECH	No	Yes	\$1,823,942
	44		MID-COMM-HICKORYTECH	No	Yes	\$1,535,286
	45		MINNESOTA SOUTHERN WIRELESS COMPANY DBA HICKORY TECH	Yes	Yes	\$0
	46	Integra Telecom Holdings, Inc.	SCOTT RICE -INTEGRA	No	Yes	\$1,466,984
	47	Interstate Telecommunications Cooperative, Inc.	INTERSTATE TELECOMM.	No	Yes	\$476,782
	48	Iowa Telecom	LAKEDALE TEL CO	No	Yes	\$779,798
	49		SHERBURNE CTY RURAL	No	Yes	\$3,058,301
	50	Johnson Telephone Company	JOHNSON TEL CO	No	Yes	\$1,693,024
	51	Kasson & Mantorville Telephone Company	KASSON & MANTORVILLE	No	Yes	\$691,341
	52	Larson Utilities, Inc.	MINNESOTA VALLEY TEL	No	Yes	\$280,984
	53		WINTHROP TEL CO	No	Yes	\$179,666
	54	Lismore Cooperative Telephone Company	LISMORE COOP TEL CO	No	Yes	\$106,445
	55	Lonsdale Telephone Company	LONSDALE TEL CO	No	Yes	\$1,926,560
	56	Mabel Cooperative Telephone Company	MABEL COOP TEL - MN	No	Yes	\$245,491
	57	Manchester-Hartland Telephone Company	MANCHESTER-HARTLAND	No	Yes	\$190,620
	58	NTELOS, Inc.	WESTERN TEL CO	No	Yes	\$375,365
	59	New Ulm Telecom, Inc.	HUTCHINSON TEL CO	No	Yes	\$584,666
	60		NEW ULM TELECOM, INC	No	Yes	\$897,140
	61	Northern Telephone Company of Minnesota, Inc.	NORTHERN TEL CO - MN	No	Yes	\$31,525
	62	Park Region Mutual Telephone Company	PARK REGION MUTUAL	No	Yes	\$817,974
	63		VALLEY TEL CO - MN	No	Yes	\$307,715
	64		WILDERNESS VALLEY	No	Yes	\$39,522
	65	Paul Bunyan Rural Telephone Cooperative	BLACKDUCK TEL CO	No	Yes	\$1,208,020
	66		PAUL BUNYAN RURAL	No	Yes	\$4,435,446
	67	Polar Communication Mutual Aid Corporation	WOLVERTON TEL CO	No	Yes	\$72,158
	68	Qwest Communications International, Inc.	QWEST CORP-MN	No	Yes	\$0
	69	Redwood County Telephone Company	CLEMENTS TEL CO	No	Yes	\$105,252

Annual High-Cost Support by State and Study Area: 2009

State	Count	Holding Company Name ¹	Study Area Name	Non-ILEC	ETC ²	Support
	70		REDWOOD COUNTY TEL	No	Yes	\$1,476,124
	71	Rothsay Telephone Co. Inc.	ROTHSAY TEL CO, INC	No	Yes	\$131,820
	72	Runestone Telephone Association	LOWRY TEL CO, LLC	No	Yes	\$169,391
	73		RUNESTONE TEL ASSN	No	Yes	\$949,178
	74	Rural Communications Holding Corporation	BLUE EARTH VALLEY	No	Yes	\$969,254
	75		CANNON VLY TELECOM	No	Yes	\$497,285
	76		DELAVAN TEL CO	No	Yes	\$100,000
	77		EASTON TEL CO	No	Yes	\$184,385
	78		ECKLES TEL CO	No	Yes	\$1,861,645
	79		MINNESOTA LAKE TEL	No	Yes	\$376,061
	80	Spring Grove Communications	SPRING GROVE COOP	No	Yes	\$315,698
	81	Telephone and Data Systems, Inc.	ARVIG TEL CO	No	Yes	\$1,849,334
	82		BRIDGEWATER TEL CO	No	Yes	\$1,149,374
	83		MID STATE DBA KMP	No	Yes	\$454,182
	84		MID STATE TEL CO	No	Yes	\$1,049,128
	85		WINSTED TEL CO	No	Yes	\$257,417
	86	Upsala Cooperative Telephone Association	UPSALA COOP TEL ASSN	No	Yes	\$176,898
	87	Verizon Communications Inc.	Alltel Communications, LLC	Yes	Yes	\$3,149,396
	88		Alltel Communications, LLC	Yes	Yes	\$191,250
	89		MIDWEST WIRELESS COMMUNICATIONS, LLC	Yes	Yes	\$24,543,413
	90		RCC MINNESOTA	Yes	Yes	\$18,893,389
	91		RCC Minnesota, Inc. (SMN)	Yes	Yes	\$2,030,106
	92		WESTERN WIRELESS	Yes	Yes	(\$39,885)
	93		WIRELESS ALLIANCE, LLC	Yes	No	\$7,342
	94	West Central Telephone Assn.	WEST CENTRAL TEL	No	Yes	\$3,814,323
	95	Wikstrom Tel. Co. Inc.	WIKSTROM TEL CO, INC	No	Yes	\$1,744,198
	96	Winnebago Cooperative Telephone Association	WINNEBAGO COOP ASSN	No	Yes	\$312,720
	97	Woodstock Telephone Company	WOODSTOCK TEL CO	No	Yes	\$838,436
	98	diversiCOM	MELROSE TEL CO	No	Yes	\$1,109,164
						<u>\$127,037,167</u>
Mississippi	1	AT&T Inc.	CENTENNIAL CELLULAR TRI-STATE OPERATING PARTNERSHIP - MS	Yes	Yes	\$1,048,907
	2		CENTENNIAL CLAIRBORNE CELLULAR CORP.	Yes	Yes	\$1,821,633
	3		NEW CINGULAR WIRELESS PCS, LLC	Yes	Yes	\$65,925,015
	4		SO CENTRAL BELL-MS	No	Yes	\$86,384,008
	5	American Broadband Communications et al.	DIALOG TELECOMMUNICATIONS, INC.	Yes	Yes	\$74,753
	6		GEORGETOWN TEL CO	No	Yes	\$889,830
	7	BPM, Inc.	NOXAPATER TEL CO	No	Yes	\$948,952

Annual High-Cost Support by State and Study Area: 2009

State	Count	Holding Company Name ¹	Study Area Name	Non-ILEC	ETC ²	Support
	8	CenturyTel, Inc.	CENTURYTEL - N. MISS	No	Yes	\$8,146,219
	9	Decatur Holding Company, Inc.	DECATUR TEL CO -MS	No	Yes	\$195,737
	10	Dixie-Net, Inc.	DIXIENET COMMUNICATIONS	Yes	Yes	\$521,943
	11	Fail, Inc.	FULTON TEL CO	No	Yes	\$1,806,540
	12		GULFPINES COMMUNICATIONS	Yes	Yes	\$40,278
	13		MOUND BAYOU TEL & CO	No	Yes	\$431,380
	14	Frontier Communications Corporation	FRONTIER-MISSISSIPPI	No	Yes	\$770,123
	15	Megagate Broadband, Inc.	MEGAGATE BROADBAND, INC.	Yes	Yes	\$136,365
	16	Southern Telecommunications Co. LLC	SOUTHERN TELECOMMUNICATIONS CO. LLC	Yes	Yes	\$0
	17	Sprint Nextel Corporation	NPCR, INC.	Yes	Yes	\$489,336
	18		SPRINT SPECTRUM, LP	Yes	Yes	\$3,661,811
	19	Sunflower Enterprises, Inc.	LAKESIDE TEL. CO.	No	Yes	\$680,048
	20		SLEDGE TEL CO	No	Yes	\$839,320
	21	Telapex, Inc.	CELLULAR SOUTH LICENSE, INC.	Yes	Yes	\$68,420,166
	22		DELTA TEL CO	No	Yes	\$1,994,475
	23		FRANKLIN TEL CO - MS	No	Yes	\$6,483,181
	24		TELEPAK NETWORKS, INC.	Yes	Yes	\$138,050
	25	Telephone Electronics Corporation	BAY SPRINGS TEL CO	No	Yes	\$6,192,434
	26		TEC of Jackson, Inc.	Yes	Yes	\$101,171
	27	Telephone and Data Systems, Inc.	CALHOUN CITY TEL CO	No	Yes	\$368,254
	28		MYRTLE TEL CO	No	Yes	\$192,122
	29		SOUTHEAST MS TEL CO	No	Yes	\$1,671,080
	30	Traceroad, Inc.	SMITHVILLE TEL CO	No	Yes	\$142,786
	31	Verizon Communications Inc.	ALLTEL COMMUNICATIONS, INC.	Yes	Yes	\$14,322,118
	32		RCC MINNESOTA, INC.	Yes	Yes	\$3,660,549
	33	Waller, Inc.	BRUCE TEL CO - MS	No	Yes	\$1,256,244
	34	Windstream Corporation	WINDSTREAM MS	No	Yes	\$1,399,705
	35	Xfone USA, Inc.	Xfone USA, Inc.	Yes	Yes	\$112,843
						<u>\$281,267,377</u>
Missouri	1	AT&T Inc.	SOUTHWESTERN BELL-MO	No	Yes	\$0
	2	Alma Communications Company	ALMA COMM. CO.	No	Yes	\$748,248
	3	American Broadband Communications et al.	HOLWAY TEL CO	No	Yes	\$295,396
	4		KLM TEL CO	No	Yes	\$440,988
	5		OREGON FARMERS MUT	No	Yes	\$467,614
	6	CenturyTel, Inc.	CENTURYTEL-MO BELLE	No	Yes	\$1,021,623
	7		CENTURYTEL-MO CEN	No	Yes	\$747,018
	8		CENTURYTEL-MO SOUTH	No	Yes	\$451,134

Annual High-Cost Support by State and Study Area: 2009

State	Count	Holding Company Name ¹	Study Area Name	Non-ILEC	ETC ²	Support
	9		CENTURYTEL-MO SW	No	Yes	\$2,565,975
	10		EMBARQ MISSOURI	No	Yes	\$4,859,295
	11		SPECTRA COMM. GROUP	No	Yes	\$11,700,840
	12	Chariton Valley Telephone Corporation	CHARITON VALLEY TEL	No	Yes	\$7,977,400
	13		MISSOURI RSA NO. 5 PARTNERSHIP	Yes	Yes	\$2,055,532
	14	Citizens Telephone Company of Higginsville, Missouri	CITIZENS TEL CO - MO	No	Yes	\$2,043,676
	15	Craw-Kan	CRAW-KAN TEL COOP-MO	No	Yes	\$742,284
	16	Ellington Telephone Company	ELLINGTON TEL CO	No	Yes	\$1,821,128
	17	FDF Communications Co.	BPS TEL. CO.	No	Yes	\$1,030,298
	18	FairPoint Communications, Inc.	FAIRPOINT COMMUNICATIONS MISSOURI, INC.	No	Yes	\$3,240,097
	19	Farber Telephone Company	FARBER TEL CO	No	Yes	\$72,222
	20	Fidelity Communications Company	FIDELITY COMMUNICATIONS SERVICES I INC	Yes	Yes	\$15,833
	21		FIDELITY TEL CO	No	Yes	\$2,705,372
	22	Granby Telephone Company	GRANBY TEL CO - MO	No	Yes	\$2,071,037
	23	Grand River Mutual Telephone Corporation	GRAND RIVER MUT-MO	No	Yes	\$5,988,624
	24		LATHROP TEL COMPANY	No	Yes	\$250,102
	25	Green Hills Telephone Corporation	GREEN HILLS AREA CELLULAR	Yes	Yes	\$18,583
	26		GREEN HILLS TEL CORP	No	Yes	\$3,768,853
	27	IAMO Telephone Company	IAMO TEL CO - MO	No	Yes	\$394,390
	28	Kingdom Telephone Company	KINGDOM TELEPHONE CO	No	Yes	\$1,877,976
	29	Le-Ru Telephone Company	LE-RU TELEPHONE CO	No	Yes	\$2,232,666
	30	Mark Twain Rural Telephone Company	MARK TWAIN COMMUNICATIONS, CO.	Yes	Yes	\$104,143
	31		MARK TWAIN RURAL TEL	No	Yes	\$2,671,868
	32	May, Bott et al.	NEW FLORENCE TEL CO	No	Yes	\$414,648
	33	McDonald County Telephone Company	MCDONALD COUNTY TEL	No	Yes	\$3,283,200
	34	Northeast Missouri Rural Telephone Company	NE MISSOURI RURAL	No	Yes	\$5,244,202
	35	Northwest Missouri Cellular	NORTHWEST MISSOURI CELLULAR	Yes	Yes	\$1,606,030
	36	Otelco Inc.	MID-MISSOURI TEL CO	No	Yes	\$3,139,217
	37	Peace Valley Telephone Company	PEACE VALLEY TEL CO	No	Yes	\$171,207
	38	Rock Port Telephone Company	ROCK PORT TEL CO	No	Yes	\$458,082
	39	Seneca Telephone Company, Inc.	GOODMAN TEL CO	No	Yes	\$1,831,174
	40		OZARK TEL. CO.	No	Yes	\$1,678,020
	41		SENECA TEL CO	No	Yes	\$1,837,052
	42	Steelville Telephone Exchange, Inc.	STEELVILLE TEL EXCH	No	Yes	\$3,859,330
	43	TelAtlantic, Inc.	MILLER TEL CO - MO	No	Yes	\$431,563
	44	Telephone and Data Systems, Inc.	NEW LONDON TEL CO	No	Yes	\$141,300
	45		ORCHARD FARM TEL CO	No	Yes	\$70,396
	46		STOUTLAND TEL CO	No	Yes	\$420,132
	47		UNITED STATES CELLULAR CORPORATION	Yes	Yes	\$16,363,400

Annual High-Cost Support by State and Study Area: 2009

State	Count	Holding Company Name ¹	Study Area Name	Non-ILEC	ETC ²	Support
	48	Townes Telecommunications, Inc.	CHOCTAW TELEPHONE CO	No	Yes	\$142,131
	49		MOKAN DIAL INC-MO	No	Yes	\$281,418
	50	Windstream Corporation	WINDSTREAM MO	No	Yes	\$2,886,657
	51	YourTel America, Inc.	THE PAGER COMPANY	Yes	Yes	\$0
						<u>\$108,639,373</u>
Montana	1	3 Rivers Telephone Cooperative, Inc.	3 RIVERS TELEPHONE COOPERATIVE, INC.	Yes	Yes	\$122,877
	2		3-RIVERS TEL COOP	No	Yes	\$7,620,185
	3	Blackfoot Telephone Cooperative, Inc.	BLACKFOOT TEL - BTC	No	Yes	\$4,421,796
	4		BLACKFOOT TEL - CFT	No	Yes	\$3,714,126
	5	CenturyTel, Inc.	CENTURYTEL-MONTANA	No	Yes	\$4,114,368
	6	CommunityTel, Inc.	RONAN TEL CO	No	Yes	\$583,538
	7	Frontier Communications Corporation	CITIZENS-FRONTIER-MT	No	Yes	\$811,554
	8	Hot Springs Telephone Company	HOT SPRINGS TEL CO	No	Yes	\$637,754
	9	InterBel Telephone Cooperative, Inc.	INTERBEL TEL COOP	No	Yes	\$2,740,631
	10	Lincoln Telephone Company	LINCOLN TEL CO INC	No	Yes	\$399,494
	11	MTPCS Holdings, LLC	MTPCS, LLC D/B/A CHINOOK WIRELESS	Yes	Yes	\$2,897,235
	12	Mid-Rivers Telephone Cooperative, Inc.	CABLE & COMMUNICATIONS CORPORATION	Yes	Yes	\$836,960
	13		MID-RIVERS TEL COOP	No	Yes	\$5,200,688
	14		MID-RIVERS TEL. COOP.	Yes	Yes	\$902,397
	15	Nemont Telephone Cooperative, Inc.	NEMONT TEL COOP-MT	No	Yes	\$5,781,466
	16		PROJECT TEL CO	No	Yes	\$3,139,476
	17		SAGEBRUSH CELLULAR, INC.	Yes	Yes	\$58,200
	18		Sagebrush Cellular, Inc. - CL	Yes	Yes	\$3,891,704
	19	Northern Telephone Cooperative, Inc.	NORTHERN TEL COOP	No	Yes	\$1,695,399
	20	Qwest Communications International, Inc.	QWEST CORP-MT	No	Yes	\$12,813,291
	21	Range Telephone Cooperative, Inc.	RANGE TEL COOP-MT	No	Yes	\$1,528,836
	22		RANGE TELEPHONE COOPERATIVE, INC.	Yes	Yes	\$227,030
	23	Southern Montana Telephone Company	SOUTHERN MONTANA TEL	No	Yes	\$1,507,660
	24	Triangle Telephone Cooperative Assn., Inc.	CENTRAL MONTANA	No	Yes	\$5,963,978
	25		TRIANGLE COMMUNICATION SYSTEM, INC.	Yes	Yes	\$0
	26		TRIANGLE TEL COOP	No	Yes	\$5,310,666
	27	Verizon Communications Inc.	WESTERN WIRELESS - MT	Yes	Yes	\$2,933,773
						<u>\$79,855,082</u>
Nebraska	1	Allo Communications	ALLO COMMUNICATIONS, LLC	Yes	Yes	\$70,154
	2	American Broadband Communications et al.	ARLINGTON TEL CO	No	Yes	\$615,210
	3		BLAIR TEL CO	No	Yes	\$1,613,268

Annual High-Cost Support by State and Study Area: 2009

State	Count	Holding Company Name ¹	Study Area Name	Non-ILEC	ETC ²	Support
	4		DALTON TEL CO, INC	No	Yes	\$1,483,790
	5		EASTERN NEBRASKA TEL	No	Yes	\$690,112
	6		ELSIE COMM., INC.	No	Yes	\$507,699
	7		HUNTEL CABLEVISION DBA HUNTEL COMMUNICATIONS	Yes	Yes	\$78,762
	8		ROCK COUNTY TEL CO	No	Yes	\$464,906
	9	Arapahoe Telephone Company	ARAPAHOE TEL CO	No	Yes	\$1,571,296
	10	BW Telcom	BENKELMAN TEL CO	No	Yes	\$1,749,648
	11		HARTMAN TEL EXCH INC	No	Yes	\$1,093,764
	12		WAUNETA TEL CO	No	Yes	\$1,197,436
	13	Budget Prepay Inc.	BUDGET PHONE, INC.	Yes	Yes	\$0
	14	CenturyTel, Inc.	UTC OF THE WEST-NE	No	Yes	\$2,005,659
	15	Consolidated Communications, Inc.	CONSOLIDATED TEL CO	No	Yes	\$2,416,639
	16		CONSOLIDATED TELCO	No	Yes	\$529,152
	17		CONSOLIDATED TELECOM	No	Yes	\$358,166
	18		CURTIS TEL CO	No	Yes	\$869,158
	19	Cox Communications, Inc.	COX NEBRASKA TELCOM II, L.L.C.	Yes	Yes	\$0
	20	Cozad Telephone Company	COZAD TEL CO	No	Yes	\$1,675,732
	21	Diller Telephone Company	DILLER TEL CO	No	Yes	\$1,256,088
	22	Frontier Communications Corporation	CITIZENS-FRONTIER-NE	No	Yes	\$129,411
	23	Glenwood Telephone Membership Corp.	GLENWOOD TEL MEMBER	No	Yes	\$3,902,310
	24	Great Plains Communications, Inc.	GREAT PLAINS COMMUN	No	Yes	\$6,853,816
	25	Hartington Telecommunications Co., Inc.	HARTINGTON TEL CO	No	Yes	\$904,034
	26	Hemingford Cooperative Telephone Company	HEMINGFORD COOP TEL	No	Yes	\$1,493,546
	27		MOBIUS COMMUNICATIONS COMPANY, HEMINGFORD	Yes	Yes	\$62,281
	28	Henderson Cooperative Telephone Company	HENDERSON CO-OP TEL	No	Yes	\$615,842
	29	Hershey Cooperative Telephone Company	HERSHEY COOP TEL CO	No	Yes	\$470,628
	30	K & M Telephone Company, Inc.	K & M TEL CO, INC	No	Yes	\$282,214
	31	Keystone-Arthur Telephone Company	KEYSTONE-ARTHUR TEL	No	Yes	\$608,418
	32	NE Colorado Cellular, Inc.	NORTH EAST COLORADO CELLULAR, INC.	Yes	Yes	\$7,129,400
	33	Nebraska Tech. & Telecommunications, Inc.	NEBRASKA TECH. & TELECOMMUNICATIONS, INC.	Yes	Yes	\$657,716
	34	Nedelco, Incorporated	HAMILTON TEL CO	No	Yes	\$1,345,991
	35	Northeast Nebraska Telephone Company	CLARKS TELECOM CO.	No	Yes	\$368,524
	36		NORTHEAST NEBRASKA	No	Yes	\$1,554,978
	37	OneEighty Networks	ORBITCOM INC.	Yes	Yes	\$23,431
	38	Pierce Telecommunications, Inc.	PIERCE TEL CO	No	Yes	\$304,966
	39	Pinpoint Holdings, Inc.	CAMBRIDGE TEL CO -NE	No	Yes	\$808,844
	40		PINPOINT COMMUNICATIONS, INC.	Yes	Yes	\$19,307
	41	Plainview Telephone Co. Inc.	PLAINVIEW TEL CO	No	Yes	\$1,282,738
	42	Qwest Communications International, Inc.	QWEST CORP-NE	No	Yes	\$4,637,634

Annual High-Cost Support by State and Study Area: 2009

State	Count	Holding Company Name ¹	Study Area Name	Non-ILEC	ETC ²	Support
	43	Sodtown Telephone Company	SODTOWN TEL CO	No	Yes	\$47,528
	44	Southeast Nebraska Communications, Inc.	SE NEBRASKA TEL CO	No	Yes	\$1,491,570
	45	Stanton Telecom, Inc.	STANTON TELECOM INC.	No	Yes	\$1,524,382
	46	Telephone and Data Systems, Inc.	USCOC OF NEBRASKA/KANSAS LLC DBA U.S. CELLULAR	Yes	Yes	\$10,269,810
	47	The Nebraska Central Telephone Co.	NEBRASKA CENTRAL TEL	No	Yes	\$2,234,522
	48	Three River Telco	THREE RIVER COMMUNICATIONS, LLC	Yes	Yes	\$72,856
	49		THREE RIVER TELCO	No	Yes	\$1,292,290
	50	Verizon Communications Inc.	ALLTEL COMMUNICATIONS OF NEBRASKA, INC.	Yes	Yes	\$42,716,624
	51		ALLTEL COMMUNICATIONS OF THE MIDWEST, INC.	Yes	Yes	\$0
	52		Alltel Communications, LLC	Yes	Yes	\$557,431
	53	West Iowa Telephone Company	HOOPER TEL CO	No	Yes	\$307,256
	54	Windstream Corporation	WINDSTREAM NE	No	Yes	<u>\$2,394,110</u>
						<u>\$116,611,047</u>
Nevada	1	AT&T Inc.	NEVADA BELL	No	Yes	\$3,527,502
	2	Beehive Telephone Companies	BEEHIVE TEL CO - NV	No	Yes	\$540,440
	3	Cascade Utilities, Inc.	RIO VIRGIN TEL CO	No	Yes	\$804,984
	4	CenturyTel, Inc.	CENTEL OF NV	No	Yes	\$1,553,430
	5		CENTURYTEL-GEM ST-NV	No	Yes	\$94,236
	6	Churchill County, State of Nevada	CC CELLULAR D/B/A CC COMMUNICATIONS	Yes	Yes	\$188,511
	7		CHURCHILL-CC COMM.	No	Yes	\$3,937,012
	8	Commnet Wireless, LLC	Commnet of Nevada, LLC	Yes	Yes	\$1,653,212
	9	Filer Mutual Telephone Company	FILER MUTUAL TEL -NV	No	Yes	\$148,908
	10	Frontier Communications Corporation	CITIZENS-FRONTIER-NV	No	Yes	\$1,140,630
	11		CITIZENS-FRONTIER-NV	No	Yes	\$167,100
	12	Lincoln Communications, Inc.	LINCOLN CTY TEL SYS	No	Yes	\$808,890
	13	Martell Enterprises, Inc.	RURAL TEL CO - NV	No	Yes	\$1,043,588
	14	Moapa Valley Telecommunications, Inc.	MOAPA VALLEY TEL CO.	No	Yes	\$742,494
	15	Robinson Communications Corporation	HUMBOLDT TEL CO	No	Yes	\$1,986,078
	16	Verizon Communications Inc.	Alltel Communications, LLC	Yes	Yes	\$2,423,385
	17		VERIZON CALIF-NV	No	Yes	\$3,232,914
	18		WESTERN WIRELESS	Yes	Yes	<u>\$1,577,091</u>
						<u>\$25,570,405</u>
New Hampshire	1	Dixville Telephone Company	DIXVILLE TEL CO	No	Yes	\$95,480
	2	Dunbarton Telephone Company, Inc.	DUNBARTON TEL CO	No	Yes	\$273,746
	3	FairPoint Communications, Inc.	NORTHERN NEW ENGLAND TELEPHONE OPERATIONS LLC	No	Yes	\$1,474,332
	4	Lynch Interactive Corporation	BRETTON WOODS TEL CO	No	Yes	\$293,526

Annual High-Cost Support by State and Study Area: 2009

State	Count	Holding Company Name ¹	Study Area Name	Non-ILEC	ETC ²	Support
	5	Telephone and Data Systems, Inc.	KEARSARGE TEL CO	No	Yes	\$707,072
	6		MCTA, INC.	No	Yes	\$915,814
	7		MERRIMACK COUNTY TEL	No	Yes	\$1,064,872
	8		UNITED STATES CELLULAR CORPORATION	Yes	Yes	\$227,157
	9		WILTON TEL CO - NH	No	Yes	\$434,942
	10	Utel, Inc.	UNION TEL CO	No	Yes	\$1,285,092
	11	Verizon Communications Inc.	RCC MINNESOTA, INC.	Yes	Yes	(\$7,317)
	12	Yankee Telecom, Inc.	GRANITE STATE TEL	No	Yes	\$1,811,220
						<u>\$8,575,936</u>
New Jersey	1	CenturyTel, Inc.	UNITED TEL - NJ, INC	No	Yes	\$255,585
	2	Verizon Communications Inc.	VERIZON NEW JERSEY	No	Yes	\$0
	3	Warwick Valley Telephone Company	WARWICK VALLEY-NJ	No	Yes	\$802,704
						<u>\$1,058,289</u>
New Mexico	1	Baca Valley Telephone Company, Inc.	BACA VALLEY TEL CO	No	Yes	\$2,195,166
	2	CenturyTel, Inc.	CENTURYTEL SW-NM	No	Yes	\$2,726,619
	3	Dell Telephone Cooperative, Inc.	DELL TEL CO-OP - NM	No	Yes	\$1,346,352
	4	ENMR Telephone Cooperative, Inc.	ENMR TEL COOP INC-NM	No	Yes	\$6,351,678
	5		NEW MEXICO RSA 2	Yes	Yes	\$2,359,199
	6		NEW MEXICO RSA 4-EAST LIMITED PARTNERSHIP	Yes	Yes	\$5,435,714
	7	Frontier Communications Corporation	NAVAJO-NM-FRONTIER	No	Yes	\$449,571
	8	La Jicarita Rural Telephone Cooperative	LA JICARITA RURAL	No	Yes	\$2,490,782
	9	Leaco Rural Telephone Cooperative, Inc.	LEACO RURAL TEL COOP	No	Yes	\$5,019,088
	10		LEACO RURAL TELEPHONE COOP., INC.	Yes	Yes	\$54,248
	11	Lynch Interactive Corporation	WESTERN NEW MEXICO	No	Yes	\$6,148,236
	12	Mescalero Apache Telecom, Inc.	MESCALERO APACHE	No	Yes	\$3,136,419
	13	Penasco Valley Telephone Cooperative, Inc.	PENASCO VALLEY TEL	No	Yes	\$5,816,232
	14	Qwest Communications International, Inc.	QWEST CORP-NM	No	Yes	\$1,923,651
	15	Roosevelt County Rural Telephone Cooperative, Inc.	ROOSEVELT CNTY RURAL	No	Yes	\$1,237,736
	16	Sacred Wind Communications, Inc.	SACRED WIND	No	Yes	\$4,010,300
	17	Smith Bagley, Inc.	SMITH BAGLEY	Yes	Yes	(\$1,596,189)
	18		Smith Bagley, Inc. - CL	Yes	Yes	\$4,045,104
	19	Sprint Nextel Corporation	SPRINT SPECTRUM, LP	Yes	Yes	(\$1,578,738)
	20	Tularosa Basin Telephone Company, Inc.	TULAROSA BASIN TEL.	No	Yes	\$4,962,225
	21	Valley Telephone Cooperative, Inc.	VALLEY TEL COOP - NM	No	Yes	\$2,836,552
	22	Verizon Communications Inc.	NEW MEXICO RSA 6-II	Yes	Yes	\$2,234,081
	23		WESTERN WIRELESS	Yes	Yes	\$5,689,276

Annual High-Cost Support by State and Study Area: 2009

State	Count	Holding Company Name ¹	Study Area Name	Non-ILEC	ETC ²	Support
	24	Windstream Corporation	WINDSTREAM SW-NM#1	No	Yes	\$1,080,264
	25		WINDSTREAM SW-NM#2	No	Yes	\$3,017,100
						<u>\$71,390,665</u>
New York	1	AT&T Inc.	AT&T COMMUNICATIONS OF N.Y. INC.	Yes	Yes	\$115,296
	2	Armstrong Holdings, Inc.	ARMSTRONG TEL CO-NY	No	Yes	\$1,718,817
	3	Broadview Networks Holdings, Inc.	BROADVIEW NETWORKS, INC.	Yes	Yes	\$0
	4	Chazy & Westport Telephone	CHAZY & WESTPORT	No	Yes	\$594,538
	5	Citizens Telephone Company of Hammond NY, Inc.	CITIZENS HAMMOND NY	No	Yes	\$1,138,376
	6	Crown Point Telephone Corporation	CROWN POINT TEL CORP	No	Yes	\$675,638
	7	Delhi Telephone Company	DELHI TEL CO	No	Yes	\$933,109
	8	Empire Telephone Corporation	EMPIRE TEL CORP	No	Yes	\$1,117,834
	9	FairPoint Communications, Inc.	BERKSHIRE TEL CORP	No	Yes	\$648,620
	10		CHAUTAUQUA & ERIE	No	Yes	\$1,612,372
	11		TACONIC TEL CORP	No	Yes	\$2,114,908
	12	Fishers Island Telephone Company	FISHERS ISLAND TEL	No	Yes	\$237,194
	13	Frontier Communications Corporation	CITIZENS-FRONTIER-NY	No	Yes	\$3,642,315
	14		CITIZENS-FRONTIER-NY	No	Yes	\$528,726
	15		CITIZENS-FRONTIER-NY	No	Yes	\$1,192,728
	16		FRONTIER COMM OF NY	No	Yes	\$789,204
	17		FRONTIER-AUSABLE VAL	No	Yes	\$435,207
	18		FRONTIER-ROCHESTER	No	Yes	\$0
	19		FRONTIER-SENECA GORH	No	Yes	\$271,146
	20		FRONTIER-SYLVAN LAKE	No	Yes	\$745,047
	21		OGDEN TEL DBA FRNTER	No	Yes	\$291,264
	22	Germantown Telephone Company, Inc.	GERMANTOWN TEL CO	No	Yes	\$601,741
	23	Lynch Interactive Corporation	CASSADAGA TEL CORP	No	Yes	\$217,561
	24		DUNKIRK & FREDONIA	No	Yes	\$1,173,832
	25	Margaretville Telephone Company, Inc.	MARGARETVILLE TEL CO	No	Yes	\$349,416
	26	Metropolitan Telecommunications Holding Company	MANHATTAN TELECOMM. CORP.	Yes	Yes	\$0
	27	Newport Telephone Company, Inc.	NEWPORT TEL CO	No	Yes	\$412,600
	28	Nicholville Telephone Company, Inc.	NICHOLVILLE TEL CO	No	Yes	\$876,184
	29	Oneida County Rural Telephone	ONEIDA COUNTY RURAL	No	Yes	\$425,106
	30	Pattersonville Telephone Company (NY)	PATTERSONVILLE TEL	No	Yes	\$287,839
	31	Residential Communications Network of NY	RESIDENTIAL COMMUNICATIONS NETWORK OF NY	Yes	Yes	\$0
	32	Sprint Nextel Corporation	NPCR, INC.	Yes	Yes	\$375,715
	33		SPRINT SPECTRUM, LP	Yes	Yes	\$554,369
	34	State Telephone Company, Inc.	STATE TEL CO	No	Yes	\$759,194

Annual High-Cost Support by State and Study Area: 2009

State	Count	Holding Company Name ¹	Study Area Name	Non-ILEC	ETC ²	Support
	35	Telephone and Data Systems, Inc.	DEPOSIT TEL CO	No	Yes	\$436,342
	36		EDWARDS TEL CO	No	Yes	\$649,108
	37		ORISKANY FALLS TEL	No	Yes	\$28,628
	38		PORT BYRON TEL CO	No	Yes	\$528,912
	39		TOWNSHIP TEL CO	No	Yes	\$1,033,836
	40		VERNON TEL CO	No	Yes	\$329,422
	41	The Champlain Telephone Company	CHAMPLAIN TEL CO	No	Yes	\$1,071,294
	42		PRIMELINK, INC.	Yes	Yes	\$3,438
	43	The Hancock Telephone Company	HANCOCK TEL CO	No	Yes	\$624,470
	44	The Middleburgh Telephone Company	MIDDLEBURGH TEL CO	No	Yes	\$378,766
	45	Trumansburg Telephone Co., Inc./Ontario Telephone Co.,	ONTARIO TEL CO, INC.	No	Yes	\$721,507
	46		TRUMANSBURG TEL CO.	No	Yes	\$1,522,953
	47	United Systems Access Telecom Inc.	UNITED SYSTEMS ACCESS TELECOM, INC. (NY)	Yes	Yes	\$0
	48	Verizon Communications Inc.	New York RSA 2 Cellular Partnership	Yes	Yes	\$874,738
	49		St. Lawrence Seaway Cellular Partnership	Yes	Yes	\$1,169,489
	50		VERIZON BUSINESS GLOBAL LLC	Yes	Yes	\$28,652
	51		VERIZON NEW YORK	No	Yes	\$6,120,657
	52	Warwick Valley Telephone Company	WARWICK VALLEY-NY	No	Yes	\$2,554,112
	53	Windstream Corporation	WINDSTREAM NY-FULTON	No	Yes	\$2,260,274
	54		WINDSTREAM RED JACKT	No	Yes	\$56,515
	55		WINDSTREAM-JAMESTOWN	No	Yes	(\$261,754)
	56	tw telecom inc.	TIME WARNER AXS OF NY CITY, L.P.	Yes	Yes	\$0
	57		TIME WARNER AXS OF ROCHESTER LP	Yes	Yes	\$0
						<u>\$44,967,255</u>
North Carolina	1	AT&T Inc.	SOUTHERN BELL-NC	No	Yes	\$4,095,915
	2	Atlantic Telephone Membership Corporation	ATLANTIC MEMBERSHIP	No	Yes	\$2,805,930
	3	CenturyTel, Inc.	CAROLINA TEL & TEL	No	Yes	\$7,599,474
	4		CENTEL OF NC	No	Yes	\$1,416,705
	5		MEBTEL, INC.	No	Yes	\$2,741,855
	6	Deutsche Telekom AG	SUNCOM WIRELESS OPERATING COMPANY, L.L.C.	Yes	Yes	\$539,324
	7	Ellerbe Telephone Company	ELLERBE TEL CO	No	Yes	\$238,898
	8	North Carolina RSA 3 Cellular Telephone Company	CAROLINA WEST WIRELESS, INC.	Yes	Yes	\$1,601,814
	9	North-State Telephone Co. (NC)	N.ST. DBA N. ST.COMM	No	Yes	\$3,832,326
	10	Randolph Telephone Membership Corporation	RANDOLPH MEMBERSHIP	No	Yes	\$1,220,850
	11		RANDOLPH TEL CO	No	Yes	\$475,560
	12	Rock Hill Telephone Company	CITIZENS TEL CO	No	Yes	\$6,260,066
	13	Skyline Telephone Membership Corporation	SKYLINE MEMBERSHIP	No	Yes	\$2,607,972

Annual High-Cost Support by State and Study Area: 2009

State	Count	Holding Company Name ¹	Study Area Name	Non-ILEC	ETC ²	Support
	14	Sprint Nextel Corporation	SPRINT SPECTRUM, LP	Yes	Yes	\$499,343
	15	Star Telephone Membership Corporation	STAR MEMBERSHIP CORP	No	Yes	\$3,468,174
	16	Surry Telephone Membership Corporation	PIEDMONT MEMBERSHIP	No	Yes	\$414,014
	17		SURRY MEMBERSHIP	No	Yes	\$1,192,572
	18	Telephone and Data Systems, Inc.	Alltel Communications, LLC	Yes	Yes	\$172,244
	19		BARNARDSVILLE TEL CO	No	Yes	\$445,682
	20		SALUDA MOUNTAIN TEL	No	Yes	\$453,960
	21		SERVICE TEL CO	No	Yes	\$243,176
	22		UNITED STATES CELLULAR CORPORATION	Yes	Yes	\$1,833,925
	23	Town of Pineville	PINEVILLE TEL CO	No	Yes	\$273,202
	24	Tri-County Telephone Membership Corporation	TRI COUNTY TEL MEMBR	No	Yes	\$515,522
	25	Verizon Communications Inc.	ALLTEL COMMUNICATIONS, INC.	Yes	Yes	\$5,008,540
	26		VERIZON S-NC(CONTEL)	No	Yes	\$4,300,281
	27		VERIZON SOUTH-NC	No	Yes	\$3,396,840
	28	Wilkes Telecommunications	WILKES MEMBERSHIP	No	Yes	\$4,302,676
	29	Windstream Corporation	CONCORD TEL CO	No	Yes	\$8,878,662
	30		LEXCOM TELEPHONE CO.	No	Yes	\$8,414,018
	31		WINDSTREAM NC	No	Yes	\$4,473,333
	32	Yadkin Valley Telephone Membership Corporation	YADKIN VALLEY TEL	No	Yes	<u>\$1,912,068</u>
						<u>\$85,634,921</u>
North Dakota	1	Absaraka Cooperative Telephone Co., Inc.	ABSARAKA COOP TEL CO	No	Yes	\$32,072
	2	BEK Communications Cooperative	BEK COMM. COOP.	No	Yes	\$5,878,270
	3	Consolidated Telcom	CONSOLIDATED TELCOM	No	Yes	\$7,023,732
	4	Dakota Central Telecommunications Cooperative	DAKOTA CENTRAL COOP	No	Yes	\$3,077,770
	5	Dickey Rural Telephone Cooperative	DICKEY RURAL COOP	No	Yes	\$3,846,410
	6	Halstad Telephone Company	Halstad Telephone Company	Yes	Yes	\$27,670
	7	Lynch Interactive Corporation	INTER-COMMUNITY TEL	No	Yes	\$1,033,889
	8	Midcontinent Communications	MIDCONTINENT COMMUNICATIONS	Yes	Yes	\$45,427
	9	Midstate Communications, Inc. (ND)	MIDSTATE COMM.	No	Yes	\$390,068
	10		MIDSTATE TEL CO	No	Yes	\$1,106,520
	11	Moore & Liberty Telephone Company/Griggs County Telepho	GRIGGS COUNTY TEL CO	No	Yes	\$470,715
	12		MOORE & LIBERTY TEL	No	Yes	\$273,481
	13	Nemont Telephone Cooperative, Inc.	NEMONT TEL COOP - ND	No	Yes	\$675,108
	14		Sagebrush Cellular, Inc.	Yes	Yes	\$32,138
	15	North Dakota Telephone Company	NORTH DAKOTA NETWORK COMPANY	Yes	Yes	\$488,704
	16		NORTH DAKOTA TEL CO	No	Yes	\$5,027,873
	17	Northwest Communications Cooperative	NORTHWEST COMM COOP	No	Yes	\$1,697,929

Annual High-Cost Support by State and Study Area: 2009

State	Count	Holding Company Name ¹	Study Area Name	Non-ILEC	ETC ²	Support
	18	Polar Communication Mutual Aid Corporation	POLAR COMM MUT AID	No	Yes	\$1,744,182
	19		POLAR TELCOM, INC.	Yes	Yes	\$0
	20		POLAR TELECOMM.	No	Yes	\$565,789
	21		WOLVERTON TEL CO	No	Yes	\$129,870
	22	Qwest Communications International, Inc.	QWEST CORP-ND	No	Yes	\$399,030
	23	Red River Rural Telephone Association	RED RIVER RURAL TEL	No	Yes	\$2,169,936
	24	Reservation Telephone Cooperative	RESERVATION TEL COOP	No	Yes	\$4,462,714
	25	SRT Services Corporation	SRT COMMUNICATIONS	No	Yes	\$4,299,803
	26	UTMA	UNITED TEL MUTUAL	No	Yes	\$2,011,772
	27	VCI Company	VCI COMPANY - NORTH DAKOTA	Yes	Yes	\$0
	28	Verizon Communications Inc.	BADLANDS CELLULAR OF ND LP	Yes	Yes	\$5,018,882
	29		BISMARK MSA LP	Yes	Yes	\$1,956,919
	30		NORTH CENTRAL RSA 2 OF NORTH DAKOTA LP	Yes	Yes	\$1,473,773
	31		NORTH DAKOTA 5 - KIDDER LP	Yes	Yes	\$2,752,560
	32		NORTH DAKOTA RSA 3 LP	Yes	Yes	\$4,287,896
	33		NORTHWEST DAKOTA CELLULAR OF NORTH DAKOTA LP	Yes	Yes	\$8,196,359
	34		WESTERN WIRELESS	Yes	Yes	\$20,921,924
	35	West River Telecommunications Cooperative	W. RIVER TELECOM.	No	Yes	\$2,933,030
						<u>\$94,452,215</u>
Northern Mariana Isl	1	NTT DoCoMo, Inc.	GUAM CELLULAR AND PAGING, INC.	Yes	Yes	\$30,032
	2		MICRONESIAN TELECOMM	No	Yes	\$660,696
	3		PTI PACIFICA, INC.	Yes	Yes	\$617,798
						<u>\$1,308,526</u>
Ohio	1	AT&T Inc.	OHIO BELL TEL CO	No	Yes	\$0
	2	Ayersville Telephone Company	AYERSVILLE TEL CO	No	Yes	\$280,068
	3	Bascom Mutual Telephone Company	BASCOM MUTUAL TEL CO	No	Yes	\$174,846
	4	Benton Ridge Telephone Company	BENTON RIDGE TEL CO	No	Yes	\$279,320
	5	Buckland Telephone Co.	BUCKLAND TEL. CO.	No	Yes	\$141,690
	6	CenturyTel, Inc.	CENTURYTEL OF OHIO	No	Yes	(\$121,528)
	7		UTC OF OHIO	No	Yes	\$4,756,296
	8	Cincinnati Bell Inc.	CINCINNATI BELL-OH	No	Yes	\$0
	9	Doylestown Telephone Company	DOYLESTOWN TEL CO	No	Yes	\$356,230
	10	FairPoint Communications, Inc.	COLUMBUS GROVE TEL	No	Yes	\$208,886
	11		GERMANTOWN INDEPEND	No	Yes	\$690,104
	12		ORWELL TEL CO	No	Yes	\$450,694
	13	Farmers Mutual Telephone Company (OH)	FARMERS MUTUAL TEL	No	Yes	\$154,684

Annual High-Cost Support by State and Study Area: 2009

State	Count	Holding Company Name ¹	Study Area Name	Non-ILEC	ETC ²	Support
	14	Frontier Communications Corporation	FRONTIER-MI-OH	No	Yes	\$6,240
	15	Ft. Jennings Telephone Company	FORT JENNINGS TEL CO	No	Yes	\$134,444
	16	Glandorf Telephone Co., Inc.	GLANDORF TEL CO	No	Yes	\$179,446
	17	Hanson Communications, Inc.	TELEPHONE SERVICE	No	Yes	\$819,468
	18	Horizon Telecom	THE CHILLICOTHE TEL	No	Yes	\$9,146,744
	19	Kalida Telephone Company, Inc.	KALIDA TEL CO	No	Yes	\$195,832
	20	McClure Telephone Company	MCCLURE TEL CO	No	Yes	\$823,096
	21	Minford Telephone Company	MINFORD TEL CO	No	Yes	\$439,176
	22	New Knoxville Telephone Company/GoldStar Communications	THE NEW KNOXVILLE	No	Yes	\$174,336
	23	Nova Telephone Company	THE NOVA TEL CO	No	Yes	\$761,124
	24	Pattersonville Telephone Company (OH)	PATTERSONVILLE TEL	No	Yes	\$157,492
	25	Sherwood Mutual Telephone Association, Inc.	SHERWOOD MUTUAL TEL	No	Yes	\$181,320
	26	Sycamore Telephone Company	SYCAMORE TEL CO	No	Yes	\$318,092
	27	Telephone and Data Systems, Inc.	ARCADIA TEL CO	No	Yes	\$160,324
	28		CONTINENTAL OF OHIO	No	Yes	\$172,919
	29		LITTLE MIAMI COMM.	No	Yes	\$400,913
	30		OAKWOOD TEL CO	No	Yes	\$260,986
	31		VANLUE TEL CO	No	Yes	\$147,458
	32	The Arthur Mutual Telephone Company	THE ARTHUR MUTUAL	No	Yes	\$263,994
	33	The Champaign Telephone Company	THE CHAMPAIGN TEL CO	No	Yes	\$1,868,384
	34	The Conneaut Telephone Company	CONNEAUT TEL CO	No	Yes	\$2,183,572
	35	The Middle Point Home Telephone Company	MIDDLE POINT HOME	No	Yes	\$156,618
	36	The Ottoville Mutual Telephone Company	OTTOVILLE MUTUAL	No	Yes	\$246,720
	37	The Ridgeville Telephone Company	RIDGEVILLE TEL CO	No	Yes	\$210,338
	38	Vaughnsville Telephone Company	VAUGHNSVILLE TEL CO	No	Yes	\$87,124
	39	Verizon Communications Inc.	VERIZON NORTH-OH	No	Yes	\$5,303,739
	40	Wabash Mutual Telephone Company	WABASH MUTUAL TEL CO	No	Yes	\$181,734
	41	Windstream Corporation	WINDSTREAM OH	No	Yes	\$1,276,729
	42		WINDSTREAM W-RESERVE	No	Yes	\$227,880
						<u>\$33,857,532</u>
Oklahoma	1	AT&T Inc.	AMERICAN CELLULAR CORPORATION	Yes	No	\$4,172
	2		DOBSON CELLULAR SYSTEMS, INC.	Yes	No	\$16,315
	3		SOUTHWESTERN BELL-OK	No	Yes	\$1,541,610
	4	Atlas Telephone Company, Inc.	ATLAS TEL CO	No	Yes	\$1,241,040
	5	BTC Broadband, Inc.	BIXBY TEL CO	No	Yes	\$5,656,524
	6	Beggs Telephone Company, Inc.	BEGGS TEL CO	No	Yes	\$266,273
	7	Budget Prepay Inc.	BUDGET PHONE, INC.	Yes	Yes	\$567

Annual High-Cost Support by State and Study Area: 2009

State	Count	Holding Company Name ¹	Study Area Name	Non-ILEC	ETC ²	Support
	8	Canadian Valley Telephone Company	CANADIAN VALLEY TEL	No	Yes	\$1,180,182
	9	Carnegie Telephone Company	CARNEGIE TEL CO INC	No	Yes	\$885,980
	10	Cellular Network Partnership	CELLULAR NETWORK PARTNERSHIP	Yes	Yes	\$6,994,538
	11		Cellular Network Partnership - CL	Yes	Yes	\$1,102,278
	12	Central Cellular, Inc.	CENTRAL CELLULAR, INC. DBA COTC CONNECTIONS	Yes	Yes	\$0
	13	Central Oklahoma Telephone Co.	CENTRAL OKLAHOMA TEL	No	Yes	\$2,880,722
	14	Cherokee Telephone Company	CHEROKEE TEL CO	No	Yes	\$1,746,742
	15	Chickasaw Holding Company	CHICKASAW TEL CO	No	Yes	\$11,184,008
	16	Cox Communications, Inc.	COX OKLAHOMA TELCOM,LLC DBA COX BUSINESS SERVICES	Yes	Yes	\$158,667
	17	Cross Telephone Company LLC	CROSS TEL CO	No	Yes	\$7,081,434
	18		CROSS WIRELESS LLC DBA SPROCKET WIRELESS LLC - CL	Yes	Yes	\$34,996
	19	Cross Valliant Cellular Partnership	CROSS VALLIANT CELLULAR PARTNERSHIP - CL	Yes	Yes	\$187,944
	20	DWL Holding Company	DOBSON TEL CO	No	Yes	\$5,443,090
	21		MICLOUD TEL CO	No	Yes	\$5,703,114
	22	Epic Touch Company	EPIC TOUCH CO.	Yes	Yes	\$184,382
	23	FairPoint Communications, Inc.	CHOUTEAU TEL CO	No	Yes	\$1,125,072
	24	First American Holdings, Inc.	OKLAHOMA TEL & TEL	No	Yes	\$1,915,403
	25	Grand Telephone Company	GRAND TEL CO INC	No	Yes	\$3,428,036
	26	Hinton Holding Company	HINTON TEL CO	No	Yes	\$2,002,636
	27	KanOkla Telephone Association, Inc.	KANOKLA TEL ASSN-OK	No	Yes	\$2,554,594
	28	Lavaca Telephone Company, Inc.	LAVACA TEL CO-OK	No	Yes	\$456,162
	29	MBO Corporation	CIMARRON TEL CO	No	Yes	\$5,901,281
	30		POTTAWATOMIE TEL CO	No	Yes	\$3,498,424
	31	Medicine Park Telephone Company	MEDICINE PARK TEL CO	No	Yes	\$758,420
	32	Nexus Communications, Inc.	NEXUS COMMUNICATIONS, INC.	Yes	Yes	\$0
	33	OK-5 & TX-10 Holdco, Inc.	Oklahoma Independent RSA 5 Partnership	Yes	Yes	\$3,139,643
	34	Oklahoma Western Telephone Company	OKLAHOMA WESTERN TEL	No	Yes	\$2,380,888
	35		OKLAHOMA WESTERN TELEPHONE CO., DBA OKLAHOMA WESTERN CE - CL	Yes	Yes	\$212,560
	36	Panhandle Telephone Cooperative, Inc.	PANHANDLE TEL COOP	No	Yes	\$8,160,178
	37		PANHANDLE TELECOMMUNICATIONS SYSTEMS, INC.	Yes	Yes	\$4,514,037
	38		Panhandle Telecommunication Systems Inc. - CL	Yes	Yes	\$13,741
	39	Pine Telephone Company	PINE CELLULAR PHONES, INC. - CL	Yes	Yes	\$2,718,298
	40		PINE TELEPHONE CO	No	Yes	\$2,969,336
	41	Pioneer Telephone Cooperative (OK)	PIONEER TEL COOP INC	No	Yes	\$7,184,962
	42	Sage Telecom, Inc.	SAGE TELECOM, INC.	Yes	Yes	\$1,838
	43	Salina Spavinaw Telephone Co., Inc.	SALINA-SPAVINAW TEL	No	Yes	\$2,152,588
	44	Santa Rosa Telephone Cooperative, Inc.	SANTA ROSA TEL COOP	No	Yes	\$297,463
	45	Shidler Telephone Company	SHIDLER TEL CO	No	Yes	\$2,089,903
	46	South Central Telephone Association, Inc.	S. CENTRAL TEL - OK	No	Yes	\$1,836,062

Annual High-Cost Support by State and Study Area: 2009

State	Count	Holding Company Name ¹	Study Area Name	Non-ILEC	ETC ²	Support
	47	Southwest Oklahoma Telephone Company	SW OKLAHOMA TEL CO	No	Yes	\$230,072
	48	Telephone and Data Systems, Inc.	MID-AMERICA TEL INC	No	Yes	\$789,440
	49		OKLAHOMA COMM SYSTEM	No	Yes	\$1,987,735
	50		UNITED STATES CELLULAR CORPORATION	Yes	Yes	\$10,408,927
	51		WYANDOTTE TEL CO	No	Yes	\$281,581
	52	Terral Telephone Company	TERRAL TEL CO	No	Yes	\$1,614,582
	53	The Telephone Company, Inc.	THE TELEPHONE COMPANY INC.	Yes	Yes	\$0
	54	Totah Communications, Inc.	TOTAH COMMUNICATIONS	No	Yes	\$1,603,764
	55	Valliant Telephone Company, Inc.	VALLIANT TEL CO	No	Yes	\$814,151
	56	Vantage Telecom, LLC	VANTAGE TELECOM, LLC DBA NEWROADS TELECOM	Yes	Yes	(\$235)
	57	Windstream Corporation	OKLAHOMA WINDSTREAM	No	Yes	\$2,626,360
	58		WINDSTREAM OK	No	Yes	\$4,782,776
	59		WINDSTREAM SW-OK	No	Yes	\$4,602,231
						<u>\$142,547,487</u>
Oregon	1	AT&T Inc.	CINGULAR WIRELESS (OR)	Yes	Yes	\$7,922,709
	2		EDGE WIRELESS	Yes	Yes	\$1,164,643
	3	Beaver Creek Cooperative Telephone Company	BEAVER CREEK COOP	No	Yes	\$1,495,330
	4	Canby Telephone Association	CANBY TEL ASSN	No	Yes	\$1,407,434
	5		MT. ANGEL TEL CO.	No	Yes	\$228,799
	6	Cascade Utilities, Inc.	CASCADE UTIL INC	No	Yes	\$1,614,542
	7		TRANS-CASCADES TEL	No	Yes	\$230,522
	8	CenturyTel, Inc.	CENTURYTEL-OREGON	No	Yes	\$14,006,422
	9		UTC OF THE NW - OR	No	Yes	\$1,311,102
	10	Clear Creek Mutual Telephone Company	CLEAR CREEK MUTUAL	No	Yes	\$1,054,782
	11	Colton Telephone Company	COLTON TEL CO	No	Yes	\$1,123,282
	12	Comspan Communications	COMSPANUSA.	Yes	Yes	\$119,728
	13	Eagle Telephone Systems, Inc.	EAGLE TEL SYSTEMS	No	Yes	\$640,046
	14		EAGLE TELEPHONE SYSTEMS, INC. DBA SNAKE RIVER PCS	Yes	Yes	\$1,239,348
	15	Frontier Communications Corporation	CITIZENS-FRONTIER-OR	No	Yes	\$492,456
	16	Gervais Telephone Company	GERVAIS TELEPHONE CO	No	Yes	\$522,520
	17	Helix Telephone Company	HELIX TEL CO.	No	Yes	\$457,204
	18	Martell Enterprises, Inc.	NEHALEM TELECOMM.	No	Yes	\$525,612
	19	May, Bott et al.	NORTH STATE TEL CO.	No	Yes	\$1,547,026
	20		OREGON TEL CORP	No	Yes	\$2,145,924
	21	Midvale Telephone Exchange	MIDVALE TEL EXCH -OR	No	Yes	\$194,152
	22	Molalla Communications Company	MOLALLA TEL CO.	No	Yes	\$3,323,926
	23	Monitor Cooperative Telephone Company	MONITOR COOP TEL	No	Yes	\$717,146

Annual High-Cost Support by State and Study Area: 2009

State	Count	Holding Company Name ¹	Study Area Name	Non-ILEC	ETC ²	Support
	24	Monroe Telephone Company	MONROE TELEPHONE CO.	No	Yes	\$1,218,300
	25	Pine Communications, LLC	PINE TEL SYSTEM INC.	No	Yes	\$2,941,256
	26	Pioneer Telephone Cooperative (OR)	PIONEER TEL COOP	No	Yes	\$4,554,930
	27	Qwest Communications International, Inc.	MALHEUR HOME TEL CO	No	Yes	\$667,572
	28		QWEST CORP-OR	No	Yes	\$2,397,822
	29	Robinson Communications Corporation	OREGON-IDAHO UTIL.	No	Yes	\$1,566,886
	30	Roome Telecommunications Inc.	ROOME TELECOMM INC	No	Yes	\$531,482
	31	Scio Mutual Telephone Association	SCIO MUTUAL TEL ASSN	No	Yes	\$1,852,889
	32	St. Paul Cooperative Telephone	ST PAUL COOP ASSN	No	Yes	\$156,522
	33	Stayton Cooperative Telephone Company	PEOPLES TEL CO. - OR	No	Yes	\$814,226
	34		STAYTON COOP TEL CO	No	Yes	\$2,159,576
	35	Telephone and Data Systems, Inc.	ASOTIN TEL - OR	No	Yes	\$25,628
	36		HOME TELEPHONE CO	No	Yes	\$92,604
	37		UNITED STATES CELLULAR CORPORATION	Yes	Yes	\$7,136,472
	38	VCI Company	VCI COMPANY F/K/A STAN EFFERDING, DBA VILAIRE (VCI)	Yes	Yes	\$0
	39	Verizon Communications Inc.	RCC MINNESOTA, INC.	Yes	Yes	\$2,339,048
	40		VERIZON N'WEST-OR	No	Yes	<u>\$6,885,822</u>
						<u>\$78,825,689</u>
Pennsylvania	1	American Broadband Communications et al.	PYMATUNING IND TEL	No	Yes	\$346,218
	2	Armstrong Holdings, Inc.	ARMSTRONG TEL CO-PA	No	Yes	\$1,286,988
	3		ARMSTRONG TEL NORTH	No	Yes	\$180,568
	4	CenturyTel, Inc.	UTC OF PENNSYLVANIA	No	Yes	\$4,875,876
	5	Citizens Telephone Company of Kecksburg	CITIZENS - KECKSBURG	No	Yes	\$469,710
	6	Consolidated Communications, Inc.	NORTH PITTSBURGH TEL	No	Yes	\$3,060,080
	7	FairPoint Communications, Inc.	BENTLEYVILLE TEL CO	No	Yes	\$335,516
	8		MARIANNA - SCENERY	No	Yes	\$402,814
	9	Frontier Communications Corporation	COMMONWEALTH TEL CO	No	Yes	\$14,399,220
	10		FRONTIER-BREEZEWOOD	No	Yes	\$62,763
	11		FRONTIER-CANTON	No	Yes	\$99,471
	12		FRONTIER-LAKEWOOD	No	Yes	\$51,984
	13		FRONTIER-OSWAYO RIVR	No	Yes	\$211,206
	14		FRONTIER-PA	No	Yes	\$88,344
	15	Hickory Tech Corporation	HICKORY TEL CO	No	Yes	\$253,788
	16	Ironton Telephone Company	IRONTON TEL CO	No	Yes	\$408,374
	17	LTC Communications Inc.	LACKAWAXEN TELECOM	No	Yes	\$356,438
	18	Laurel Highland Total Communications, Inc.	LAUREL HIGHLAND TEL	No	Yes	\$602,580
	19		YUKON - WALTZ TEL CO	No	Yes	\$236,146

Annual High-Cost Support by State and Study Area: 2009

State	Count	Holding Company Name ¹	Study Area Name	Non-ILEC	ETC ²	Support
	20	North Penn Telephone Company	NORTH PENN TEL CO	No	Yes	\$2,077,904
	21	Pencor Services, Inc.	PALMERTON TEL CO	No	Yes	\$1,259,554
	22	Pennsylvania Telephone Company	PENNSYLVANIA TEL CO	No	Yes	\$147,557
	23	RCN Corporation	RCN TELECOM SERVICES, INC.	Yes	Yes	\$0
	24	Service Electric Cable TV Inc.	SERVICE ELECTRIC TELEPHONE	Yes	Yes	\$0
	25	South Canaan Telephone Company	SOUTH CANAAN TEL CO	No	Yes	\$355,072
	26	Sprint Nextel Corporation	NPCR, INC.	Yes	Yes	\$1,271,420
	27	TelAtlantic, Inc.	WEST SIDE TEL CO-PA	No	Yes	\$37,060
	28	Telephone and Data Systems, Inc.	MAHANOEY & MAHANTANGO	No	Yes	\$251,780
	29		SUGAR VALLEY TEL CO	No	Yes	\$193,254
	30	The North-Eastern Pennsylvania Telephone Company	NEP Cellcorp, Inc.	Yes	Yes	\$0
	31		NORTH EASTERN PA TEL	No	Yes	\$1,393,928
	32	Venus Telephone Corporation	VENUS TEL CORP	No	Yes	\$235,768
	33	Verizon Communications Inc.	VERIZON BUSINESS GLOBAL LLC	Yes	Yes	\$51,026
	34		VERIZON N-PA(CONTEL)	No	Yes	\$1,725,801
	35		VERIZON N-PA(QUAKER)	No	Yes	\$1,650,996
	36		VERIZON NORTH-PA	No	Yes	\$2,735,004
	37		VERIZON PENNSYLVANIA	No	Yes	\$8,067,132
	38	Windstream Corporation	BUFFALO VALLEY TEL	No	Yes	\$1,065,522
	39		D&E SYSTEMS, INC.	Yes	Yes	\$5,572
	40		DENVER & EPHRATA	No	Yes	\$1,887,698
	41		THE CONESTOGA TEL	No	Yes	\$2,336,978
	42		WINDSTREAM PA	No	Yes	<u>\$3,292,489</u>
						\$57,769,599
Puerto Rico	1	AT&T Inc.	CENTENNIAL PUERTO RICO OPERATIONS CORP.	Yes	Yes	\$11,635,336
	2		CINGULAR WIRELESS	Yes	Yes	\$14,290,431
	3	América Móvil	P R T C - CENTRAL	No	Yes	\$841,971
	4		PUERTO RICO TEL CO	No	Yes	\$9,907,756
	5		PUERTO RICO TELEPHONE COMPANY D/B/A VERIZON WIRELESS PUERTO	Yes	Yes	\$17,591,860
	6	Deutsche Telekom AG	SUNCOM WIRELESS PUERTO RICO OPERATING CO. LLC	Yes	Yes	\$9,685,803
	7	PR Wireless LLC	PR WIRELESS INC.	Yes	Yes	\$8,559,821
	8	Sprint Nextel Corporation	SPRINT SPECTRUM, LP	Yes	Yes	\$1,692,993
	9	Worldnet Telecommunications, Inc.	WORLDNET TELECOMMUNICATIONS, INC.	Yes	Yes	<u>\$181,491</u>
						\$74,387,462

Annual High-Cost Support by State and Study Area: 2009

State	Count	Holding Company Name ¹	Study Area Name	Non-ILEC	ETC ²	Support
Rhode Island	1	Cox Communications, Inc.	COX RHODE ISLAND TELCOM, LLC	Yes	Yes	\$0
	2	Verizon Communications Inc.	VERIZON RHODE ISLAND	No	Yes	<u>\$33,648</u>
						<u>\$33,648</u>
South Carolina	1	AT&T Inc.	SOUTHERN BELL-SC	No	Yes	\$3,976,857
	2	CenturyTel, Inc.	UTC OF THE CAROLINAS	No	Yes	\$1,225,251
	3	Chesnee Telephone Company, Inc.	CHESNEE TEL CO	No	Yes	\$630,442
	4	Chester Telephone Company	CHESTER TEL CO - SC	No	Yes	\$1,799,538
	5		LOCKHART TEL CO INC	No	Yes	\$119,048
	6		RIDGEWAY TEL CO	No	Yes	\$398,774
	7	FTC Management Group, Inc.	FTC COMMUNICATIONS, INC.	Yes	Yes	\$3,752,572
	8	Farmers Telephone Cooperative, Inc.	FARMERS TEL COOP	No	Yes	\$24,144,479
	9	Hargray Communications Group, Inc.	BLUFFTON TEL. CO.	No	Yes	\$8,080,783
	10		Cricket Communications, Inc	Yes	Yes	\$572,246
	11		HARGRAY TEL CO	No	Yes	\$3,423,990
	12	Home Telephone Company, Inc. (SC)	HOME TEL CO	No	Yes	\$4,118,466
	13	Horry Telephone Cooperative, Inc.	HORRY TEL COOP	No	Yes	\$5,648,472
	14		HTC Communications, LLC	Yes	Yes	\$1,129,358
	15	PBT Telecom, Inc.	PBT TELECOM, INC.	No	Yes	\$4,975,878
	16	Palmetto Rural Telephone Cooperative, Inc.	PALMETTO RURAL COOP	No	Yes	\$1,237,716
	17	Piedmont Rural Telephone Cooperative, Inc.	PIEDMONT RURAL COOP	No	Yes	\$7,070,567
	18	Rock Hill Telephone Company	FORT MILL TEL CO	No	Yes	\$4,526,906
	19		LANCASTER TEL CO	No	Yes	\$1,853,530
	20		ROCK HILL TEL CO	No	Yes	\$3,178,260
	21	Sandhill Telephone Cooperative, Inc.	SANDHILL TEL COOP	No	Yes	\$1,309,554
	22	Telephone and Data Systems, Inc.	MCCLELLANVILLE TEL	No	Yes	\$672,321
	23		NORWAY TEL CO	No	Yes	\$213,480
	24		ST STEPHEN TEL CO	No	Yes	\$905,100
	25		WILLISTON TEL CO	No	Yes	\$734,350
	26	Verizon Communications Inc.	VERIZON S-SC(CONTEL)	No	Yes	\$1,209,300
	27		VERIZON SOUTH-SC	No	Yes	\$3,647,790
	28	West Carolina Rural Telephone Cooperative, Inc.	WEST CAROLINA RURAL	No	Yes	\$5,797,754
	29	Windstream Corporation	WINDSTREAM SC	No	Yes	<u>\$2,023,095</u>
					<u>\$98,375,877</u>	
South Dakota	1	Alliance Communications Cooperative, Inc.	ALLIANCE-BALTIC	No	Yes	\$755,222
	2		ALLIANCE-SPLITROCK	No	Yes	\$961,510
	3		HILLS TEL CO-SD	No	Yes	\$149,662

Annual High-Cost Support by State and Study Area: 2009

State	Count	Holding Company Name ¹	Study Area Name	Non-ILEC	ETC ²	Support
	4	Beresford Municipal Telephone Company	BERESFORD MUNICIPAL	No	Yes	\$197,177
	5	Cheyenne River Sioux Tribe Telephone Authority	CHEYENNE RIVER SIOUX	No	Yes	\$1,884,316
	6	City of Brookings Telephone Fund	BROOKINGS MUNICIPAL UTILITIES D/B/A SWIFTTEL COMMUNICATIONS	Yes	Yes	\$633,544
	7		CITY OF BROOKINGS	No	Yes	\$1,136,920
	8	City of Faith Municipal Telephone Company	CITY OF FAITH MUNIC	No	Yes	\$114,266
	9	Golden West Telecommunications Cooperative, Inc.	ARMOUR INDEPENDENT	No	Yes	\$411,340
	10		GOLDEN WEST TELECOMM	No	Yes	\$10,751,486
	11		KADOKA TELEPHONE CO	No	Yes	\$221,930
	12		SIOUX VALLEY TEL. CO	No	Yes	\$713,112
	13		UNION TEL CO.	No	Yes	\$212,875
	14		VIVIAN TELEPHONE CO	No	Yes	\$8,954,181
	15	Hanson Communications, Inc.	FT RANDALL-MT RUSHMR	No	Yes	\$1,209,040
	16	Interstate Telecommunications Cooperative, Inc.	INTERSTATE TELECOMM.	No	Yes	\$2,731,982
	17		SSTELECOM, INC.	Yes	Yes	\$7,155
	18		STOCKHOLM-STRANDBURG	No	Yes	\$264,508
	19	James Valley Cooperative Telephone Company	JAMES VALLEY COOP	No	Yes	\$1,235,730
	20		JAMES VALLEY WIRELESS, LLC	Yes	Yes	\$389,616
	21	Jefferson Telephone Company	JEFFERSON TEL CO -SD	No	Yes	\$512,558
	22	Kennebec Telephone Company, Inc.	KENNEBEC TEL CO	No	Yes	\$1,783,897
	23	Knology, Inc.	BLACK HILLS FIBERCOM,LLC	Yes	Yes	\$133,559
	24		PRAIRIEWAVE COMM TEL	No	Yes	\$2,896,510
	25	Long Lines	LONG LINES METRO	Yes	Yes	\$0
	26		LONG LINES WIRELESS, LLC	Yes	Yes	\$0
	27	McCook Cooperative Telephone Company	MCCOOK COOP TEL CO	No	Yes	\$593,528
	28		TRI-COUNTY TELCOM	No	Yes	\$186,414
	29	Midcontinent Communications	MIDCONTINENT COMMUNICATIONS	Yes	Yes	\$111,692
	30	Midstate Communications, Inc. (SD)	MIDSTATE COMM., INC.	No	Yes	\$2,883,638
	31		MIDSTATE TELECOM, INC.	Yes	Yes	\$8,586
	32	Qwest Communications International, Inc.	QWEST CORP-SD	No	Yes	\$1,188,409
	33	Roberts County Telephone Cooperative Association	RC COMMUNICATIONS, INC. DBA RC SERVICES	Yes	Yes	\$0
	34		ROBERTS COUNTY COOP	No	Yes	\$1,737,552
	35	Santel Communications Cooperative	SANTEL COMM. COOP.	No	Yes	\$3,419,018
	36	Valley Telecommunications Cooperative Association, Inc.	VALLEY TELECOMM.	No	Yes	\$2,857,424
	37	Venture Communications Cooperative, Inc./Western Teleph	VENTURE COMM. COOP	No	Yes	\$5,323,806
	38		WESTERN TEL CO.	No	Yes	\$321,149
	39	Verizon Communications Inc.	RCC MINNESOTA, INC.	Yes	Yes	\$1,019,199
	40		WESTERN WIRELESS	Yes	Yes	\$30,837,352
	41		WESTERN WIRELESS (PINE RIDGE RESERVATION) - CL	Yes	Yes	\$3,802,481
	42		WIRELESS ALLIANCE, LLC	Yes	Yes	\$9,468

Annual High-Cost Support by State and Study Area: 2009

State	Count	Holding Company Name ¹	Study Area Name	Non-ILEC	ETC ²	Support
	43	West River Cooperative Telephone Company	WEST RIVER(MOBRIDGE)	No	Yes	\$368,637
	44	West River Telecommunications Cooperative	WEST RIVER COOP	No	Yes	\$4,407,079
						<u>\$97,337,529</u>
Tennessee	1	AT&T Inc.	SO. CENTRAL BELL -TN	No	Yes	\$6,401,061
	2	Aeneas Communications, LLC	Aeneas Communications, LLC	Yes	Yes	\$11,743
	3	Ardmore Telephone Company, Inc.	ARDMORE TEL CO	No	Yes	\$476,328
	4	Ben Lomand	BEN LOMAND COMMUNICATIONS, INC.	Yes	Yes	\$6,067
	5		BEN LOMAND RURAL	No	Yes	\$2,632,942
	6	Bledsoe Telephone Cooperative Inc.	BLEDSOE TEL COOP	No	Yes	\$1,344,612
	7	Budget Prepay Inc.	BUDGET PHONE, INC.	Yes	Yes	(\$151)
	8	CenturyTel, Inc.	CENTURY-CLAIBORNE	No	Yes	\$2,331,397
	9		CENTURYTEL-ADAMSVILL	No	Yes	\$2,423,112
	10		CENTURYTEL-OOLTEWAH	No	Yes	\$2,615,942
	11		UNITED INTER-MT-TN	No	Yes	\$1,555,464
	12	DeKalb Telephone Cooperative, Inc.	ADVANTAGE CELLULAR SYSTEMS, INC.	Yes	Yes	\$208,243
	13		DEKALB TEL COOP	No	Yes	\$2,007,286
	14	Deutsche Telekom AG	SUNCOM WIRELESS OPERATING COMPANY, L.L.C.	Yes	Yes	\$0
	15	Frontier Communications Corporation	CITIZENS-FRONTIER-TN	No	Yes	\$302,862
	16		CTZENS-FRNTR-VOL ST	No	Yes	\$560,418
	17	Highland Telephone Cooperative, Inc. (KY & TN)	HIGHLAND TEL COOP-TN	No	Yes	\$1,496,660
	18	LTC Holding Company, Inc.	LORETTO TEL CO	No	Yes	\$1,040,168
	19	Millington Telephone Co., Inc.	MILLINGTON TEL CO	No	Yes	\$1,759,674
	20	North Central Telephone Cooperative, Inc.	NORTH CENTRAL COOP	No	Yes	\$3,883,835
	21	Q-Comm Corporation	CINERGY COMMUNICATIONS COMPANY	Yes	Yes	\$26,873
	22	Sprint Nextel Corporation	NPCR, INC.	Yes	Yes	\$3,544
	23		SPRINT SPECTRUM, LP	Yes	Yes	\$67,161
	24	Telephone Electronics Corporation	CROCKETT TEL CO	No	Yes	\$755,060
	25		PEOPLES TEL CO	No	Yes	\$2,072,242
	26		WEST TENNESSEE TEL	No	Yes	\$882,971
	27	Telephone and Data Systems, Inc.	CONCORD TEL EXCHANGE	No	Yes	\$6,489,474
	28		HUMPHREY'S COUNTY	No	Yes	\$131,774
	29		TELLICO TEL CO	No	Yes	\$761,271
	30		TENNESSEE TEL CO	No	Yes	\$3,062,714
	31		UNITED STATES CELLULAR TELEPHONE CO. (GREATER KNOXVILLE) LP	Yes	Yes	\$793,947
	32	Twin Lakes Telephone Cooperative Corporation	TWIN LAKES TEL COOP	No	Yes	\$6,823,255
	33	United Telephone Company	UTC OF TN	No	Yes	\$5,523,916
	34	West Kentucky Rural Telephone Cooperative Corporation,	WEST KENTUCKY RURAL TELEPHONE	No	Yes	\$444,617

Annual High-Cost Support by State and Study Area: 2009

State	Count	Holding Company Name ¹	Study Area Name	Non-ILEC ETC ²		Support
				No	Yes	
	35		YORKVILLE TEL COOP	No	Yes	(\$15) \$58,896,468
Texas	1	AMA Communications LLC	AMA COMMUNICATIONS, LLC	Yes	Yes	\$0
	2	AT&T Inc.	New Cingular Wireless PCS, LLC	Yes	Yes	\$7,269,103
	3		SOUTHWESTERN BELL-TX	No	Yes	\$0
	4	Alenco Communications, Inc.	ALENCO COMMUNICATION	No	Yes	\$3,256,232
	5	Big Bend Telephone Co., Inc.	BIG BEND TEL CO INC	No	Yes	\$19,603,423
	6	Birch Communications Inc.	CLEARTEL TELECOMMUNICATIONS	Yes	Yes	\$0
	7		NII COMMUNICATIONS, LTD.	Yes	Yes	\$0
	8	Blossom Telephone Co., Inc.	BLOSSOM TEL CO	No	Yes	\$588,436
	9	Border to Border Communications, Inc.	BORDER TO BORDER	No	Yes	\$1,773,185
	10	Brazoria Telephone Company	BRAZORIA TEL CO	No	Yes	\$4,484,874
	11	Brazos Telephone Cooperative, Inc.	BRAZOS TEL COOP INC	No	Yes	\$1,115,320
	12	CT Cube LP dba West Cenral Wireless	CGKC&H #1 L. P. FIVE STAR WIRELESS	Yes	Yes	\$154,646
	13	Cameron Communications, LLC	CAMERON TEL CO TEXAS	No	Yes	\$827,580
	14	Cap Rock Telephone Cooperative, Inc.	CAP ROCK TEL COOP	No	Yes	\$1,774,971
	15		CAPROCK CELLULAR LIMITED PARTNERSHIP	Yes	Yes	\$575,668
	16	Cedar Valley Communications, Inc.	CEDAR VALLEY COMMUNICATIONS, INC.	Yes	Yes	\$0
	17	Central Texas Telephone Cooperative, Inc.	CENTRAL TEXAS CO-OP	No	Yes	\$7,431,672
	18		CGKC&H #2 RURAL LIMITED PARTNERSHIP DBA WEST CENTRAL WIRELES	Yes	Yes	\$270,476
	19		CT CUBE LP	Yes	Yes	\$291,096
	20	CenturyTel, Inc.	CENDEL OF TEXAS	No	Yes	\$2,195,586
	21		CENTURYTEL-LK DALLAS	No	Yes	\$1,440,498
	22		CENTURYTEL-PORT ARAN	No	Yes	\$615,999
	23		CENTURYTEL-SAN MARCO	No	Yes	\$2,504,464
	24		UTC OF TEXAS INC	No	Yes	\$17,887,431
	25	Coleman County Telephone Cooperative, Inc.	COLEMAN COUNTY CO-OP	No	Yes	\$2,493,989
	26	Colorado Valley Telephone Cooperative, Inc.	COLORADO VALLEY TEL	No	Yes	\$3,647,572
	27	Community Telephone Co., Inc.	COMMUNITY TEL CO	No	Yes	\$843,508
	28	Consolidated Communications, Inc.	CONSOLIDATED COMM-TX	No	Yes	\$18,652,343
	29		CONSOLIDATED FT BEND	No	Yes	\$6,049,341
	30	Cumby Telephone Cooperative, Inc.	CUMBY TEL COOP INC	No	Yes	\$582,012
	31		CUMBY TEL COOP INC	Yes	Yes	\$110,857
	32	Cutter Communications, Inc.	CUTTER COMMUNICATIONS INC DBA GCEC TECHNOLOGIES	Yes	Yes	\$17,358
	33	Dell Telephone Cooperative, Inc.	DELL TEL. CO-OP - TX	No	Yes	\$3,763,150
	34	DialToneServices, L.P.	DIALTONE SERVICES, LP	Yes	Yes	\$2,106,221
	35	ENMR Telephone Cooperative, Inc.	ENMR TEL COOP-TX	No	Yes	\$66,824

Annual High-Cost Support by State and Study Area: 2009

State	Count	Holding Company Name ¹	Study Area Name	Non-ILEC	ETC ²	Support
	36		PLATEAU TELECOMMUNICATIONS, INC. (TEXAS RSA 3 LIMITED PARTNE	Yes	Yes	\$995,195
	37	Eastex Telephone Cooperative, Inc.	EASTEX TEL COOP INC	No	Yes	\$11,210,918
	38	En-Touch Systems, Inc.	ETS TEL. CO., INC.	No	Yes	\$5,125,106
	39	Etex Telephone Cooperative, Inc.	ETEX COMMUNICATIONS, LP DBA ETEX WIRELESS	Yes	Yes	\$1,256,385
	40		ETEX TEL COOP INC	No	Yes	\$7,646,200
	41	First American Holdings, Inc.	COMANCHE COUNTY TEL	No	Yes	\$1,367,853
	42		MID-TEX CELLULAR LTD.	Yes	Yes	\$623,128
	43		NORTH TEXAS TEL. CO.	No	Yes	\$187,468
	44	Five Area Telephone Cooperative, Inc.	FIVE AREA TEL CO-OP	No	Yes	\$2,114,099
	45	Ganado Telephone Company, Inc.	GANADO TELEPHONE CO	No	Yes	\$2,195,600
	46	Grande Communications, Inc.	GRANDE COMMUNICATIONS NETWORKS, INC.	Yes	Yes	\$674,653
	47	Guadalupe Valley Telephone Cooperative, Inc.	GUADALUPE VALLEY TEL	No	Yes	\$14,777,132
	48	Hill Country Telephone Cooperative, Inc.	HILL COUNTRY CO-OP	No	Yes	\$6,798,422
	49	Industry Telephone Company	INDUSTRY TEL CO	No	Yes	\$1,962,146
	50	La Ward Telephone Exchange, Inc.	LA WARD TEL EXCHANGE	No	Yes	\$1,640,160
	51		TEXAS RSA 8 SOUTH LIMITED PARTNERSHIP DBA WESTEX WIRELESS	Yes	No	\$5,172
	52	Lake Livingston Telephone Company	LAKE LIVINGSTON TEL	No	Yes	\$1,730,662
	53	Lipan Telephone Company, Inc.	LIPAN TEL CO	No	Yes	\$1,843,842
	54	Livingston Telephone Company, Inc.	LIVINGSTON TEL CO	No	Yes	\$719,298
	55	Logix Communications, LP	LOGIX COMMUNICATIONS CORPORATION	Yes	Yes	\$0
	56	Mid-Plains Rural Telephone Cooperative, Inc.	MID-PLAINS RURAL TEL	No	Yes	\$1,771,652
	57	NSN Wireless	NSN WIRELESS, L.P.	Yes	Yes	\$0
	58	New Talk, Inc.	CONNECT PAGING, INC., D/B/A GET A PHONE	Yes	Yes	\$0
	59	Nexus Communications, Inc.	NEXUS COMMUNICATIONS, INC.	Yes	Yes	\$0
	60	Nortex Communications	MUENSTER DBA NORTEX	No	Yes	\$2,435,194
	61		NORTEX TELCOM L.L.C.	Yes	Yes	\$0
	62	Panhandle Telephone Cooperative, Inc.	PANHANDLE TELECOMMUNICATION SYSTEMS, INC.	Yes	Yes	\$17,013
	63	Peoples Telephone Cooperative, Inc./Peoples FiberCom	FEC COMMUNICATIONS LLP	Yes	Yes	\$0
	64		PEOPLES TEL COOP -TX	No	Yes	\$7,308,016
	65		Peoples Wireless Services	Yes	Yes	\$750,877
	66	Poka Lambro Telephone Cooperative, Inc.	POKA-LAMBRO TEL COOP	No	Yes	\$1,539,055
	67	Quailty Telephone, Inc.	Quailty Telephone, Inc.	Yes	Yes	\$0
	68	Riviera Telephone Company, Inc.	RIVIERA TEL CO INC	No	Yes	\$2,791,352
	69	Sage Telecom, Inc.	SAGE TELECOM OF TEXAS, L.P.	Yes	Yes	\$0
	70	Santa Rosa Telephone Cooperative, Inc.	SANTA ROSA TEL COOP	No	Yes	\$1,225,169
	71		SANTA ROSA TEL COOP	Yes	Yes	\$24,813
	72	Smartcom Telephone, LLC	SMARTCOM TELEPHONE LLC	Yes	Yes	\$0
	73	South Plains Telephone Cooperative, Inc.	SOUTH PLAINS TEL	No	Yes	\$1,915,397
	74	Southwest Texas Telcom, Inc.	SOUTHWEST TEXAS TEL	No	Yes	\$3,567,112

Annual High-Cost Support by State and Study Area: 2009

State	Count	Holding Company Name ¹	Study Area Name	Non-ILEC	ETC ²	Support
	75	Sprint Nextel Corporation	SPRINT SPECTRUM, LP	Yes	Yes	\$3,000,923
	76	Taylor Telephone Cooperative, Inc.	TAYLOR TEL CO-OP INC	No	Yes	\$2,352,996
	77	Telenational Communications, Inc.	IBROADBAND NETWORKS, INC. D/B/A CEDAR VALLEY COMMUNICATIONS	Yes	Yes	\$136,523
	78	Townes Telecommunications, Inc.	ELECTRA TELEPHONE CO	No	Yes	\$959,050
	79		TATUM TEL CO	No	Yes	\$475,564
	80	USFon, Inc.	USFon, Inc.	Yes	Yes	\$0
	81	VTX Telecom, LP	VTX Telecom, LP	Yes	Yes	\$41,442
	82	Valley Telephone Cooperative, Inc.	VALLEY TEL CO-OP -TX	No	Yes	\$8,898,744
	83	Vantage Systems Design, Inc.	VANTAGE SYSTEMS	Yes	Yes	\$0
	84	Verizon Communications Inc.	ALLTEL COMMUNICATIONS, INC.	Yes	Yes	\$1,467,382
	85		GTE SW VERIZON-TX	No	Yes	\$16,727,028
	86		GTE-SW VERIZON-TX	No	Yes	\$2,967,141
	87		MCIMETRO ACCESS TRANSMISSION SERVICES, INC.	Yes	Yes	\$0
	88		WESTERN WIRELESS	Yes	Yes	\$13,799,116
	89	Vycera Communications, Inc.	VYCERA COMMUNICATIONS, INC.	Yes	Yes	\$0
	90	Wes-Tex Telephone Cooperative, Inc.	WES-TEX TEL CO-OP	No	Yes	\$1,754,860
	91		WESTEX TELECOM	Yes	Yes	\$0
	92	West Texas Rural Telephone Coop., Inc.	W. T. SERVICES, INC.	Yes	Yes	\$8,035
	93		WEST TEXAS RURAL TEL	No	Yes	\$2,471,730
	94	Windstream Corporation	TEXAS WINDSTREAM	No	Yes	\$1,765,143
	95		WINDSTREAM KERRVILLE	No	Yes	(\$137,540)
	96		WINDSTREAM SUGARLAND	No	Yes	\$643,596
	97		WINDSTREAM SW-TX#1	No	Yes	\$2,345,406
	98	XIT Rural Telephone Cooperative, Inc.	TEXAS RSA 1 LIMITED PARTNERSHIP DBA XIT WIRELESS	Yes	Yes	\$936,897
	99		XIT RURAL TEL CO-OP	No	Yes	\$2,799,030
	100		XIT TELECOMMUNICATION AND TECHNOLOGY, INC.	Yes	Yes	\$22,748
						<u>\$262,048,739</u>
Utah	1	All West Communications, Inc.	ALL WEST COMM-UT	No	Yes	\$2,041,141
	2	Beehive Telephone Companies	BEEHIVE TEL CO - UT	No	Yes	\$1,228,898
	3	Emery Telcom	EMRY DBA EMRY TELCOM	No	Yes	\$1,370,598
	4	Frontier Communications Corporation	CITIZENS-FRONTIER-UT	No	Yes	\$1,568,961
	5		NAVAJO-UT-FRONTIER	No	Yes	\$160,284
	6	Gunnison Telephone Company	GUNNISON TEL CO	No	Yes	\$313,180
	7	Lynch Interactive Corporation	BEAR LAKE COMM	No	Yes	\$585,868
	8		CENTRAL UTAH TEL INC	No	Yes	\$1,443,615
	9		SKYLINE TELECOM	No	Yes	\$526,478
	10	Manti Telephone Company	MANTI TEL CO	No	Yes	\$376,536

Annual High-Cost Support by State and Study Area: 2009

State	Count	Holding Company Name ¹	Study Area Name	Non-ILEC	ETC ²	Support
	11	May, Bott et al.	DIRECT COMMUNICATIONS CEDAR VALLEY, LLC	No	Yes	\$1,679,832
	12	Qwest Communications International, Inc.	QWEST CORP-UT	No	Yes	\$1,019,127
	13	Smith Bagley, Inc.	SMITH BAGLEY, INC. - CL	Yes	Yes	\$163,970
	14	South Central Utah Telephone Association, Inc.	SOUTH CENTRAL UTAH	No	Yes	\$3,173,588
	15	Sprint Nextel Corporation	SPRINT SPECTRUM, LP	Yes	Yes	\$98,622
	16	UBTA-UBET Communications	UBTA-UBET COMM INC.	No	Yes	\$3,470,147
	17	Verizon Communications Inc.	WESTERN WIRELESS	Yes	Yes	\$0
						<u>\$19,220,845</u>
Vermont	1	Citizens-Vermont Acquisition Company, Inc.	TOPSHAM TEL CO	No	Yes	\$1,411,196
	2	FairPoint Communications, Inc.	NORTHLAND TEL. CO-VT	No	Yes	\$2,189,981
	3		TELEPHONE OPERATION COMPANY OF VERMONT LLC	No	Yes	\$8,526,744
	4	Franklin Telephone Co., Inc.	FRANKLIN TEL CO - VT	No	Yes	\$184,295
	5	Selectronics Corporation	WAITSFIELD/FAYSTON	No	Yes	\$4,050,906
	6	Shoreham Telephone Co., Inc.	SHOREHAM TEL CO INC.	No	Yes	\$868,374
	7	Telephone and Data Systems, Inc.	LUDLOW TEL CO	No	Yes	\$343,078
	8		NORTHFIELD TEL CO	No	Yes	\$398,248
	9		PERKINSVILLE TEL CO	No	Yes	(\$5,756)
	10	Verizon Communications Inc.	RCC ATLANTIC, INC.	Yes	No	(\$98,568)
	11	Vermont National Telephone Company, Inc.	VERMONT TEL. CO-VT	No	Yes	\$3,339,952
						<u>\$21,208,450</u>
Virgin Islands	1	AT&T Inc.	CENTENNIAL USVI OPERATIONS CORPORATION	Yes	Yes	\$535,795
	2	Innovative Communications Corporation	VITELCO-INNOVATIVE	No	Yes	\$15,450,557
						<u>\$15,986,352</u>
Virginia	1	AT&T Inc.	CINGULAR WIRELESS (VA)	Yes	Yes	\$2,860,252
	2		HIGHLAND CELLULAR, INC.	Yes	Yes	\$46,583
	3	Buggs Island Telephone Cooperative	BUGGS ISLAND COOP	No	Yes	\$748,777
	4	Burke's Garden Telephone Co., Inc.	BURKE'S GARDEN TEL	No	Yes	\$99,032
	5	CenturyTel, Inc.	CENDEL OF VIRGINIA	No	Yes	\$8,822,196
	6		UNITED INTER-MT-VA	No	Yes	\$1,008,192
	7	Citizens Telephone Cooperative (VA)	CITIZENS TEL COOP	No	Yes	\$1,391,684
	8	Deutsche Telekom AG	SUNCOM WIRELESS OPERATING COMPANY, L.L.C.	Yes	Yes	\$0
	9	FairPoint Communications, Inc.	PEOPLES MUTUAL TEL	No	Yes	\$864,906
	10	Highland Telephone Cooperative (VA)	HIGHLAND TEL COOP	No	Yes	\$393,556
	11	MGW Communications, Inc.	MGW TEL. CO. INC.	No	Yes	\$521,024
	12	NTELOS, Inc.	NTELOS, INC.	No	Yes	\$2,011,818

Annual High-Cost Support by State and Study Area: 2009

State	Count	Holding Company Name ¹	Study Area Name	Non-ILEC	ETC ²	Support
	13		ROANOKE & BOTETOURT	No	Yes	\$2,109,769
	14		VIRGINIA PCS ALLIANCE, LC DBA NTELOS	Yes	Yes	\$614,707
	15	New Hope Telephone Cooperative (VA)	NEW HOPE TEL COOP	No	Yes	\$167,364
	16	Pembroke Telephone Cooperative	PEMBROKE TEL COOP	No	Yes	\$360,457
	17	Scott County Telephone Cooperative	SCOTT COUNTY COOP	No	Yes	\$2,266,120
	18	Shenandoah Telecommunications Company	NORTH RIVER TEL COOP	No	Yes	\$187,194
	19		SHENANDOAH TEL CO	No	Yes	\$2,184,300
	20	Sprint Nextel Corporation	NPCR, INC.	Yes	Yes	\$112,187
	21		SPRINT SPECTRUM, LP	Yes	Yes	\$3,044,730
	22	Telephone and Data Systems, Inc.	AMELIA TEL CORP	No	Yes	\$812,258
	23		NEW CASTLE TEL. CO.	No	Yes	\$373,188
	24		UNITED STATES CELLULAR CORPORATION	Yes	Yes	\$3,274,459
	25		VIRGINIA TEL CO	No	Yes	\$479,918
	26	Verizon Communications Inc.	ALLTEL COMMUNICATIONS, INC.	Yes	Yes	\$3,006,933
	27		Alltel Communications, LLC	Yes	Yes	\$484,576
	28		VERIZON S-VA(CONTEL)	No	Yes	\$22,685,205
	29		VERIZON SOUTH-VA	No	Yes	\$875,622
	30		VERIZON VIRGINIA INC	No	Yes	\$9,741,525
	31		VIRGINIA CELLULAR LLC	Yes	Yes	<u>\$1,384,703</u>
						<u>\$72,933,235</u>
Washington	1	AT&T Inc.	CINGULAR WIRELESS, LLC D/B/A AT&T WIRELESS (WA)	Yes	Yes	\$20,412,732
	2	CenturyTel, Inc.	CENTURYTEL-COWICHE	No	Yes	\$140,188
	3		CENTURYTEL-WASHINGTO	No	Yes	\$19,079,328
	4		UTC OF THE NW-WA	No	Yes	\$1,647,117
	5	FairPoint Communications, Inc.	ELLENSBURG TEL CO	No	Yes	\$1,420,582
	6		YCOM NETWORKS, INC.	No	Yes	\$1,545,782
	7	Inland Cellular Telephone Company	EASTERN SUB-RSA LIMITED PARTNERSHIP	Yes	Yes	\$1,154,281
	8		WASHINGTON RSA NO. 8 LIMITED PARTNERSHIP	Yes	Yes	\$2,649,429
	9	Martell Enterprises, Inc.	PEND OREILLE TEL.	No	Yes	\$811,266
	10	Mashell Inc.	MASHELL TELECOM INC	No	Yes	\$1,874,709
	11	May, Bott et al.	BEAVER CREEK TELEPHONE COMPANY	No	Yes	\$397,916
	12	Pioneer Telephone Holding Company	PIONEER TEL CO	No	Yes	\$966,876
	13	Qwest Communications International, Inc.	QWEST CORP-WA	No	Yes	\$2,477,985
	14	RJB Telecommunications Corp.	HOOD CANAL TEL CO	No	Yes	\$776,870
	15	Scatter Creek Ltd.	KALAMA TEL CO	No	Yes	\$1,164,684
	16		TENINO TELEPHONE CO	No	Yes	\$2,110,864
	17	Skyline Telephone Membership Corporation	M&L ENT. DBA SKYLINE	No	Yes	\$115,613

Annual High-Cost Support by State and Study Area: 2009

State	Count	Holding Company Name ¹	Study Area Name	Non-ILEC	ETC ²	Support
	18	Sprint Nextel Corporation	SPRINT CORPORATION	Yes	Yes	\$0
	19		SPRINT SPECTRUM, LP	Yes	Yes	\$4,795,711
	20	St. John Telephone Company	ST JOHN TEL CO	No	Yes	\$1,475,688
	21	Tel West Communications, LLC	TEL WEST COMMUNICATIONS, LLC	Yes	Yes	\$0
	22	Telephone and Data Systems, Inc.	ASOTIN TEL - WA	No	Yes	\$469,406
	23		LEWIS RIVER TEL CO	No	Yes	\$344,644
	24		MCDANIEL TEL CO	No	Yes	\$528,765
	25		UNITED STATES CELLULAR CORPORATION	Yes	Yes	\$4,696,433
	26	The Toledo Telephone Company	TOLEDO TELEPHONE CO	No	Yes	\$2,453,586
	27	VCI Company	STAN EFFERDING	Yes	Yes	\$0
	28	Verizon Communications Inc.	RCC MINNESOTA, INC.	Yes	Yes	(\$159,425)
	29		VERIZON N'WEST-WA	No	Yes	\$9,052,503
	30		VERIZON N'WEST-WA	No	Yes	\$3,230,550
	31	Western Elite Incorporated Services	INLAND TEL CO -WA	No	Yes	\$2,064,392
	32	Western Wahkiakum County Telephone Company	WESTERN WAHAKIUM	No	Yes	\$2,087,238
	33	Westgate Communications LLC	WESTGATE COMMUNICATIONS LLC D/B/A WEAVTEL	No	Yes	\$340,238
	34	Whidbey Telephone Company	HAT ISLAND TEL CO	No	Yes	\$19,738
	35		WHIDBEY TEL CO.	No	Yes	<u>\$4,312,834</u>
						<u>\$94,458,523</u>
West Virginia	1	AT&T Inc.	AMERICAN CELLULAR CORPORATION	Yes	No	(\$225,293)
	2		EASTERBROOKE CELLULAR CORPORATION	Yes	No	(\$620,976)
	3		HIGHLAND CELLULAR, INC.	Yes	No	(\$680,696)
	4		New Cingular Wireless PCS, LLC	Yes	Yes	\$5,903,172
	5	Armstrong Holdings, Inc.	ARMSTRONG OF WV	No	Yes	\$843,884
	6		ARMSTRONG TEL. CO.	No	Yes	\$2,281,912
	7	Frontier Communications Corporation	CITIZENS-FRONTIER-WV	No	Yes	\$3,104,607
	8		CITIZENS-FRONTIER-WV	No	Yes	\$2,452,119
	9		CITIZENS-FRONTIER-WV	No	Yes	\$3,016,011
	10	Gateway Telecom, LLC	GATEWAY TELECOM LLC, DBA STRATUS WAVE COMMUNICATIONS	Yes	Yes	\$10,732
	11	Hardy Telecommunications, Inc.	HARDY TELECOM	No	Yes	\$1,584,600
	12		HARDY TELECOMMUNICATIONS, INC.	Yes	Yes	\$90,948
	13	New Ulm Telecom, Inc.	WEST VIRGINIA PCS ALLIANCE	Yes	Yes	\$961,837
	14	One Communications Corporation	FIBERNET, LLC	Yes	Yes	\$1,007,492
	15	Otelco Inc.	WAR ACQ. DBA WAR TEL	No	Yes	\$359,168
	16	Sprint Nextel Corporation	SPRINT SPECTRUM, LP	Yes	Yes	\$784,317
	17	Spruce Knob Seneca Rocks Telephone, Inc.	SPRUCE KNOB SENECA	No	Yes	\$671,188
	18	TelAtlantic, Inc.	WEST SIDE TEL-WV	No	Yes	\$917,992

Annual High-Cost Support by State and Study Area: 2009

State	Count	Holding Company Name ¹	Study Area Name	Non-ILEC	ETC ²	Support
	19	Telephone and Data Systems, Inc.	U.S. Cellular (Hardy Cellular Telephone Co.)	Yes	Yes	\$6,714,048
	20	Verizon Communications Inc.	ALLTEL COMMUNICATIONS, INC.	Yes	Yes	\$2,923,532
	21		KEY COMMUNICATIONS, LLC	Yes	Yes	\$0
	22		VERIZON W VA INC.	No	Yes	\$26,539,890
						<u>\$58,640,483</u>
Wisconsin	1	AT&T Inc.	AT&T DBA TCG MILWAUKEE	Yes	Yes	\$0
	2		New Cingular Wireless PCS, LLC (AT&T Mobility)	Yes	Yes	\$3,085,740
	3		WISCONSIN BELL	No	Yes	\$0
	4	Airadigm Communications, Inc.	AIRADIGM COMMUNICATIONS INC.	Yes	Yes	\$159,414
	5	Amery Telcom, Inc.	AMERY TELCOM, INC.	No	Yes	\$842,873
	6		SOMERSET TEL CO	No	Yes	\$411,934
	7	Amherst Telephone Company	AMHERST TEL CO	No	Yes	\$573,641
	8	Baldwin Telecom, Inc.	BALDWIN TELECOM	No	Yes	\$574,650
	9	Bergen Telephone Company	BERGEN TEL CO	No	Yes	\$94,544
	10	Bloomer Telephone Company	BLOOMER TEL CO	No	Yes	\$1,001,408
	11	Bruce Telephone Company, Inc.	BRUCE TEL CO, INC	No	Yes	\$460,135
	12	CenturyTel, Inc.	CENTURYTEL LARSEN	No	Yes	\$263,700
	13		CENTURYTEL MONROE	No	Yes	\$132,608
	14		CENTURYTEL-CENTRL WI	No	Yes	\$2,826,748
	15		CENTURYTEL-FAIRWATER	No	Yes	\$78,278
	16		CENTURYTEL-FORESTVIL	No	Yes	\$732,428
	17		CENTURYTEL-MW-KENDAL	No	Yes	\$599,972
	18		CENTURYTEL-MW-WI	No	Yes	\$889,110
	19		CENTURYTEL-MW-WI(CASCO)	No	Yes	\$108,357
	20		CENTURYTEL-MW-WI(CENCOM)	No	Yes	\$2,470,208
	21		CENTURYTEL-MW-WI(PLATTEVILLE)	No	Yes	\$4,300
	22		CENTURYTEL-MW-WI(THORP)	No	Yes	\$33,956
	23		CENTURYTEL-MW-WI/NW	No	Yes	\$2,531,664
	24		CENTURYTEL-NORTH WI	No	Yes	\$3,314,588
	25		CENTURYTEL-NW WI	No	Yes	\$4,990,420
	26		CENTURYTEL-SO WI	No	Yes	\$311,292
	27		CENTURYTEL-WISCONSIN	No	Yes	(\$70,848)
	28		TELEPHONE USA OF WI	No	Yes	\$3,982,030
	29	Chequamegon Communications Cooperative, Inc.	CHEQUAMEGON COM COOP	No	Yes	\$2,824,894
	30		CHEQUAMEGON TELECOMMUNICATIONS COMPANY, INC.	Yes	Yes	\$106,683
	31	Chibardun Telephone Cooperative, Inc.	CHIBARDUN TEL COOP	No	Yes	\$3,500,258
	32		CTC TELCOM, INC.	Yes	Yes	\$379,370

Annual High-Cost Support by State and Study Area: 2009

State	Count	Holding Company Name ¹	Study Area Name	Non-ILEC	ETC ²	Support
	33	Citizens Telephone Cooperative, Inc. (WI)	CITIZENS TEL COOP-WI	No	Yes	\$1,313,458
	34	Clear Lake Telephone Company	CLEAR LAKE TEL CO-WI	No	Yes	\$234,272
	35	Cochrane Cooperative Telephone Company	COCHRANE COOP TEL CO	No	Yes	\$713,246
	36	Coon Valley Farmers Telephone Company, Inc.	COON VALLEY FARMERS	No	Yes	\$453,450
	37	Farmers Independent Telephone Company	FARMERS INDEPENDENT	No	Yes	\$625,289
	38	Frontier Communications Corporation	FRONTIER OF VIROQUA	No	Yes	\$477,288
	39		FRONTIER-MONDOVI	No	Yes	\$13,824
	40		FRONTIER-ST.CROIX	No	Yes	\$1,042,384
	41		FRONTIER-WISCONSIN	No	Yes	\$306,240
	42		RHINELANDER-FRONTIER	No	Yes	\$325,176
	43		RHINELANDER-FRONTIER	No	Yes	\$55,665
	44		RHINELANDER-FRONTIER	No	Yes	\$149,517
	45		RHINELANDER-FRONTIER	No	Yes	\$64,008
	46	Hector Communications Corporation	HAGER TELECOM INC.	No	Yes	\$372,212
	47		INDIANHEAD TEL CO	No	Yes	\$308,444
	48	Hillsboro Telephone Company, Inc.	HILLSBORO TEL CO	No	Yes	\$256,847
	49	LaValle Telephone Cooperative, Inc.	LA VALLE TEL COOP	No	Yes	\$798,361
	50	Lakefield Telecom, Inc.	LAKEFIELD TEL CO	No	Yes	\$294,362
	51		Lakefield Communications	Yes	Yes	\$0
	52	Lakeland Communications, Inc.	LUCK TEL CO	No	Yes	\$406,026
	53		MILLTOWN MUTUAL TEL	No	Yes	\$587,716
	54	Lemonweir Valley Telephone Company	LEMONWEIR VALLEY TEL	No	Yes	\$462,251
	55	Lynch Interactive Corporation	BELMONT TEL CO	No	Yes	\$176,746
	56		CUBA CITY EXCHANGE	No	Yes	\$263,436
	57	Manawa Telecommunications, Inc.	MANAWA TEL CO	No	Yes	\$344,781
	58	Marquette-Adams Telephone Cooperative, Inc.	MARQUETTE-ADAMS COOP	No	Yes	\$1,764,593
	59	Mount Horeb Telephone Company	MOUNT HOREB TEL CO	No	Yes	\$1,176,202
	60	Nelson Telephone Cooperative	NELSON TEL COOP	No	Yes	\$1,636,026
	61	Niagara Telephone Company	NIAGARA TEL CO	No	Yes	\$1,027,174
	62	Northeast Communications of Wisconsin, Inc.	BAYLAND COMMUNICATIONS, INC.	Yes	Yes	(\$1,417)
	63		BAYLAND TEL CO	No	Yes	\$343,829
	64		BROWN COUNTY MSA CELLULAR LTD. PARTNERSHIP	Yes	Yes	\$913,139
	65		METRO SOUTHWEST PCS, LLP	Yes	Yes	\$0
	66		NORTHEAST TEL CO	No	Yes	\$1,116,675
	67		NSIGHTTEL WIRELESS, LLC	Yes	Yes	\$325,071
	68		WAUSAU CELLULAR TELEPHONE COMPANY, LP	Yes	Yes	\$418,966
	69		WISCONSIN RSA #10 LIMITED PARTNERSHIP	Yes	Yes	\$869,030
	70		WISCONSIN RSA #4 LIMITED PARTNERSHIP	Yes	Yes	\$1,839,390
	71	Price County Telephone Company	PRICE COUNTY TEL CO	No	Yes	\$408,092

Annual High-Cost Support by State and Study Area: 2009

State	Count	Holding Company Name ¹	Study Area Name	Non-ILEC	ETC ²	Support
	72	Richland-Grant Telephone Cooperative, Inc.	RICHLAND-GRANT COOP	No	Yes	\$1,804,129
	73	Sharon Telephone Company (IL & WI)	SHARON TEL CO	No	Yes	\$309,971
	74	Siren Telephone Company, Inc.	SIREN TEL CO, INC	No	Yes	\$580,388
	75	Spring Valley Telephone Company, Inc.	SPRING VALLEY TEL CO	No	Yes	\$395,068
	76	Sprint Nextel Corporation	NPCR, INC.	Yes	Yes	\$126,400
	77	Telephone and Data Systems, Inc.	BADGER TELECOM, INC.	No	Yes	\$997,749
	78		BLACK EARTH TEL CO	No	Yes	\$257,064
	79		BONDUEL TEL CO	No	Yes	\$229,451
	80		BURLINGTON B&W	No	Yes	\$572,726
	81		CENTRAL STATE TEL CO	No	Yes	\$1,709,831
	82		DICKEYVILLE TEL CORP	No	Yes	\$277,640
	83		EASTCOAST TELECOM	No	Yes	\$788,019
	84		FARMERS TEL CO - WI	No	Yes	\$946,092
	85		GRANTLAND TELECOM	No	Yes	\$664,646
	86		MID-PLAINS TEL CO	No	Yes	\$2,364,036
	87		MIDWAY TEL CO	No	Yes	\$399,498
	88		MOSINEE TEL CO	No	Yes	\$539,374
	89		MT VERNON TEL CO	No	Yes	\$2,996,239
	90		RIVERSIDE TELECOM	No	Yes	\$415,780
	91		SCANDINAVIA TEL CO	No	Yes	\$389,919
	92		SE TEL OF WISCONSIN	No	Yes	\$624,272
	93		STATE LONG DISTANCE	No	Yes	\$848,734
	94		STOCKBRIDGE & SHERWD	No	Yes	\$525,677
	95		TENNEY TEL CO	No	Yes	\$187,254
	96		UNITED STATES CELLULAR CORPORATION	Yes	Yes	\$21,208,505
	97		UTELCO, INC	No	Yes	\$928,216
	98		WAUNAKEE TEL CO	No	Yes	\$655,678
	99	Tri-County Communications Cooperative, Inc.	TRI-COUNTY COMM COOP	No	Yes	\$1,231,623
	100	Union Telephone Company	UNION TEL CO	No	Yes	\$684,334
	101	Verizon Communications Inc.	ALLTEL COMMUNICATIONS, INC.	Yes	Yes	\$9,559,801
	102		ALLTEL WIRELESS OF WISCONSIN RSA #1, LLC	Yes	Yes	\$0
	103		ALLTEL WIRELESS OF WISCONSIN RSA #7, LLC	Yes	Yes	\$0
	104		MIDWEST WIRELESS WISCONSIN, LLC	Yes	Yes	\$6,440,717
	105		VERIZON NORTH-WI	No	Yes	\$0
	106		WI RSA #1 Limited Partnership	Yes	Yes	\$5,881,404
	107		WI RSA #7 Limited Partnership	Yes	Yes	\$4,053,985
	108		WISCONSIN RSA #3 LIMITED PARTNERSHIP	Yes	Yes	\$859,434
	109	Vernon Telephone Cooperative, Inc.	VERNON TEL COOP	No	Yes	\$1,171,087
	110	West Wisconsin Telcom Cooperative, Inc.	24-7 TELCOM, INC.	Yes	Yes	\$0

Annual High-Cost Support by State and Study Area: 2009

State	Count	Holding Company Name ¹	Study Area Name	Non-ILEC	ETC ²	Support
	111		W. WISCONSIN TELCOM	No	Yes	\$4,507,007
	112	Wittenberg Telephone Company	WITTENBERG TEL CO	No	Yes	\$366,462
	113	Wood County Telephone Company	WOOD COUNTY TEL CO	No	Yes	\$3,693,095
						<u>\$139,287,429</u>
Wyoming	1	All West Communications, Inc.	ALL WEST COMM.-WY	No	Yes	\$38,824
	2	CenturyTel, Inc.	CENTURYTEL OF WY.	No	Yes	\$1,019,416
	3		UTC OF THE WEST-WY	No	Yes	\$809,583
	4	Chugwater Telephone Company	CHUGWATER TEL CO	No	Yes	\$312,490
	5	Qwest Communications International, Inc.	QWEST CORP-WY	No	Yes	\$10,464,045
	6	Range Telecom Cooperative, Inc.	SPECTRACOM, INC. DBA PYXIS	Yes	Yes	\$0
	7	Range Telephone Cooperative, Inc.	ADVANCED COMMUNICATIONS TECHNOLOGY, INC.	Yes	Yes	\$27,743
	8		DUBOIS TEL EXCHANGE	No	Yes	\$2,383,757
	9		RANGE TEL COOP - WY	No	Yes	\$8,147,335
	10	Silver Star Telephone	Gold Star Communications, LLC	Yes	Yes	\$419,035
	11		SILVER STAR TEL - WY	Yes	Yes	\$47,807
	12		SILVER STAR TEL-WY	No	Yes	\$2,974,340
	13	Tri County Telephone Association, Inc.	TRI COUNTY TEL ASSN	No	Yes	\$7,462,548
	14	Union Telephone Company	UNION TELEPHONE CO	No	Yes	\$1,499,962
	15		UNION TELEPHONE CO. DBA UNION CELLULAR	Yes	Yes	\$3,974,218
	16	VCI Company	VCI COMPANY	Yes	Yes	\$0
	17	Verizon Communications Inc.	WESTERN WIRELESS	Yes	Yes	\$9,041,992
	18		WWC HOLDING CO., DBA CELLULAR ONE	Yes	Yes	\$2,117,053
						<u>\$50,740,149</u>

¹ Holding company name indicates common control/common ownership of carriers.

² In 2009, there were nine (9) study areas that received support from or returned support to USAC yet were not eligible telecommunications carriers (ETCs) at the time these data were extracted. Because high-cost support is paid on a projected basis, support can continue to flow between USAC and a study area after that area has become ineligible until the account has been reconciled.

Annual High-Cost Disbursements and ETC Counts by State: 2008

State	Incumbent ETC		Competitive ETC		Total 2008	
	Study Area Count	Support	Study Area Count	Support	Study Area Count	Support
Alabama	28	\$89,052,305	13	\$18,749,813	41	\$107,802,118
Alaska	25	\$87,644,907	11	\$74,539,096	36	\$162,184,003
American Samoa	1	\$673,044	2	\$3,313,361	3	\$3,986,405
Arizona	18	\$57,388,331	3	\$12,467,532	21	\$69,855,863
Arkansas	28	\$91,832,775	3	\$61,685,510	31	\$153,518,285
California	22	\$104,652,333	2	\$283,940	24	\$104,936,273
Colorado	28	\$70,408,897	3	\$10,296,945	31	\$80,705,842
Connecticut	2	\$179,514	0	\$0	2	\$179,514
Delaware	1	\$212,709	0	\$0	1	\$212,709
District of Columbia	1	\$0	0	\$0	1	\$0
Florida	12	\$62,842,057	5	\$14,451,351	17	\$77,293,408
Georgia	36	\$110,709,056	5	\$23,454,609	41	\$134,163,665
Guam	1	\$7,120,592	3	\$9,108,103	4	\$16,228,695
Hawaii	2	\$28,206,756	2	\$33,652,646	4	\$61,859,402
Idaho	20	\$46,201,594	3	\$7,696,790	23	\$53,898,384
Illinois	57	\$58,366,929	7	\$12,648,914	64	\$71,015,843
Indiana	42	\$66,440,406	11	\$7,553,396	53	\$73,993,802
Iowa	155	\$68,150,720	74	\$64,990,278	229	\$133,140,998
Kansas	39	\$135,791,369	12	\$85,463,247	51	\$221,254,616
Kentucky	19	\$75,276,588	10	\$28,811,789	29	\$104,088,377
Louisiana	20	\$94,023,428	11	\$66,311,574	31	\$160,335,002
Maine	20	\$21,208,876	2	\$11,240,643	22	\$32,449,519
Maryland	2	\$4,071,738	1	\$294	3	\$4,072,032
Massachusetts	3	\$2,365,158	0	\$0	3	\$2,365,158
Michigan	40	\$41,666,812	10	\$22,329,667	50	\$63,996,479
Minnesota	88	\$83,982,113	5	\$49,981,559	93	\$133,963,672
Mississippi	19	\$127,609,117	15	\$161,516,671	34	\$289,125,788
Missouri	45	\$92,140,713	6	\$18,389,544	51	\$110,530,257
Montana	18	\$66,366,415	7	\$12,950,786	25	\$79,317,201
Nebraska	40	\$54,168,429	11	\$59,520,467	51	\$113,688,896
Nevada	14	\$20,978,967	2	\$6,844,033	16	\$27,823,000
New Hampshire	10	\$8,380,428	2	\$281,188	12	\$8,661,616
New Jersey	3	\$1,017,831	0	\$0	3	\$1,017,831
New Mexico	17	\$49,995,786	7	\$15,228,317	24	\$65,224,103
New York	44	\$44,718,563	7	\$2,935,569	51	\$47,654,132
North Carolina	26	\$68,314,125	5	\$9,954,452	31	\$78,268,577
North Dakota	24	\$47,035,759	12	\$46,469,210	36	\$93,504,969
Northern Mariana Isl	1	\$275,520	2	\$446,034	3	\$721,554
Ohio	42	\$39,973,311	0	\$0	42	\$39,973,311
Oklahoma	39	\$112,896,531	14	\$32,039,132	53	\$144,935,663
Oregon	33	\$59,803,665	6	\$24,151,321	39	\$83,954,986
Pennsylvania	36	\$52,804,609	3	\$1,530,523	39	\$54,335,132
Puerto Rico	2	\$59,557,380	7	\$156,051,227	9	\$215,608,607
Rhode Island	1	\$31,182	0	\$0	1	\$31,182
South Carolina	26	\$85,923,614	2	\$6,548,515	28	\$92,472,129
South Dakota	31	\$58,389,164	10	\$36,857,024	41	\$95,246,188
Tennessee	26	\$54,716,325	7	\$1,104,656	33	\$55,820,981
Texas	58	\$223,233,811	27	\$36,450,693	85	\$259,684,504
Utah	14	\$20,083,294	2	\$364,123	16	\$20,447,417
Vermont	10	\$22,712,521	1	\$6,371,548	11	\$29,084,069
Virgin Islands	1	\$19,736,700	1	\$1,392,055	2	\$21,128,755
Virginia	21	\$59,483,898	8	\$15,103,201	29	\$74,587,099
Washington	26	\$64,379,094	6	\$12,662,927	32	\$77,042,021
West Virginia	10	\$48,114,285	11	\$17,210,353	21	\$65,324,638
Wisconsin	90	\$82,563,003	16	\$63,794,063	106	\$146,357,066
Wyoming	10	\$39,425,676	5	\$19,288,388	15	\$58,714,064
	1,447	\$3,093,298,723	400	\$1,384,487,077	1,847	\$4,477,785,800

Annual High-Cost Support by State and Study Area: 2008

State	Count	Study Area Name	CETC	Support
Alabama	1	ALLTEL ALABAMA	No	\$3,259,755
	2	ALLTEL Communications, Inc.	Yes	\$6,963,275
	3	AT&T Wireless (AL)	Yes	\$403,173
	4	BLOUNTSVILLE TEL CO	No	\$1,313,622
	5	BRINDLEE MOUNTAIN	No	\$1,223,160
	6	BUTLER TEL CO	No	\$1,483,170
	7	Budget Phone, Inc.	Yes	\$75,957
	8	CASTLEBERRY TEL CO	No	\$287,688
	9	CENTURYTEL-AL-NORTH	No	\$9,784,623
	10	CENTURYTEL-AL-SOUTH	No	\$7,334,961
	11	Cellular South Licenses, Inc. (Alabama)	Yes	\$273,004
	12	Corr Wireless Communications, LLC	Yes	\$3,796,466
	13	FARMERS TEL COOP -AL	No	\$3,775,536
	14	FRONTIER COMM-SOUTH	No	\$772,869
	15	FRONTIER COMM.-AL	No	\$449,118
	16	FRONTIER-LAMAR CNTY	No	\$476,538
	17	Farmers Cellular Telephone, Inc.	Yes	\$12
	18	GRACEBA TOTAL COMM	No	\$1,787,477
	19	GULF TEL CO - AL	No	\$2,402,226
	20	HAYNEVILLE TEL CO	No	\$701,904
	21	HOPPER TELECOMM. CO.	No	\$3,796,083
	22	Hayneville Fiber Transport, Inc.	Yes	\$132,556
	23	MILLRY TEL CO	No	\$1,228,218
	24	MON-CRE TEL COOP	No	\$1,741,164
	25	MOUNDVILLE TEL CO	No	\$1,155,411
	26	NATIONAL OF ALABAMA	No	\$1,040,094
	27	NEW HOPE TEL COOP	No	\$2,444,808
	28	NPCR, Inc.	Yes	\$2,256,769
	29	OAKMAN TEL CO (TDS)	No	\$608,154
	30	OTELCO TELEPHONE LLC	No	\$807,840
	31	PEOPLES TEL CO	No	\$3,217,656
	32	PINE BELT TEL CO	No	\$1,516,506
	33	Pine Belt Cellular, Inc.	Yes	\$56,549
	34	Public Service Cellular, Inc.	Yes	\$0
	35	RAGLAND TEL CO	No	\$1,491,288
	36	RCC Minnesota, Inc.	Yes	\$1,864,747
	37	ROANOKE TEL CO	No	\$1,702,530
	38	SO CENTRAL BELL-AL	No	\$32,105,808
	39	Southern Communications Services, Inc.	Yes	\$1,037,164
	40	Sprint Spectrum, LP	Yes	\$1,890,141
	41	UNION SPRINGS TEL CO	No	\$1,144,098
				<u>\$107,802,118</u>
Alaska	1	ACS OF ANCHORAGE	No	\$3,408,216
	2	ACS-AK GREATLAND	No	\$469,260
	3	ACS-AK JUNEAU	No	\$419,910
	4	ACS-FAIRBANKS, INC.	No	\$2,012,070
	5	ACS-N GLACIER STATE	No	\$12,383,301
	6	ACS-N SITKA	No	\$2,564,241
	7	ALASKA TEL CO	No	\$3,107,682
	8	ARCTIC SLOPE TEL	No	\$4,434,276
	9	ASTAC Wireless LLC	Yes	\$936,069

Annual High-Cost Support by State and Study Area: 2008

State	Count	Study Area Name	CETC	Support
	10	Adak Tel Utility	No	\$1,967,538
	11	Alaska Communications Systems Holding, Inc.	Yes	\$20,452,336
	12	Alaska Digitel LLC	Yes	\$6,572,984
	13	BETTLES TEL CO INC	No	\$13,806
	14	BRISTOL BAY TEL COOP	No	\$1,843,932
	15	BUSH-TELL INC.	No	\$993,978
	16	Bristol Bay Cellular Partnership	Yes	\$1,685,025
	17	CIRCLE UTILITIES	No	\$35,586
	18	COPPER VALLEY TEL	No	\$11,022,567
	19	CORDOVA TEL COOP	No	\$2,671,722
	20	Copper Valley Wireless, Inc.	Yes	\$2,725,377
	21	Cordova Wireless Communications, Inc.	Yes	\$454,619
	22	Dobson Cellular Systems of Alaska, LLC	Yes	\$29,698,309
	23	GCI Communications Corp.	Yes	\$5,261,667
	24	INTERIOR TEL CO INC	No	\$4,951,884
	25	KETCHIKAN PUBLIC UT	No	\$3,692,706
	26	MATANUSKA TEL ASSOC	No	\$20,843,190
	27	MUKLUK TEL CO INC	No	\$1,803,642
	28	Matanuska-Kenai, Inc.	Yes	\$6,621,610
	29	NORTH COUNTRY TEL CO	No	\$93,288
	30	NUSHAGAK ELEC & TEL	No	\$1,470,882
	31	OTZ TEL COOPERATIVE	No	\$2,273,610
	32	OTZ Telecommunicatons, Inc.	Yes	\$89,148
	33	SUMMIT TEL & TEL -AK	No	\$1,019,268
	34	UNITED UTILITIES INC	No	\$3,341,238
	35	Unicom, Inc.	Yes	\$41,952
	36	YUKON TEL CO INC	No	\$807,114
				<u>\$162,184,003</u>
American Samoa	1	AMERICAN SAMOA	No	\$673,044
	2	AST TELECOM, LLC dba Blue Sky Communications	Yes	\$1,796,542
	3	American Samoa Telecommunications Authority Wireless Divison	Yes	\$1,516,819
				<u>\$3,986,405</u>
Arizona	1	ACCIPITER COMM.	No	\$2,242,602
	2	ARIZONA TELEPHONE CO	No	\$1,117,968
	3	CENTURYTEL SW-AZ	No	(\$5,708)
	4	CITZENS-FRNTER-WH MT	No	\$4,208,193
	5	CITZENS-FRNTR-RURAL	No	\$1,354,566
	6	FORT MOJAVE TEL, INC	No	\$1,707,213
	7	GILA RIVER TELECOM.	No	\$5,467,694
	8	HOPI Tel Co.	No	\$901,358
	9	MIDVALE-AZ	No	\$2,346,639
	10	NAVAJO-AZ-FRONTIER	No	\$2,858,952
	11	QWEST CORP-AZ	No	\$10,731,879
	12	SADDLEBACK COMM CO	No	\$3,558,258
	13	SAN CARLOS APACHE	No	\$2,234,232
	14	SOUTHWESTERN TEL CO	No	\$1,757,508
	15	Smith Bagley, Inc.	Yes	\$8,993,326
	16	Smith Bagley, Inc. (non-reservation)	Yes	\$1,219,261
	17	Sprint Spectrum, LP	Yes	\$2,254,945
	18	TABLE TOP TEL CO	No	\$3,562,695
	19	TOHONO O'ODHAM UTIL.	No	\$2,453,508

Annual High-Cost Support by State and Study Area: 2008

State	Count	Study Area Name	CETC	Support
	20	VALLEY TEL COOP-AZ	No	\$9,859,911
	21	VERIZON CALIF-AZ	No	\$1,030,863
				<u>\$69,855,863</u>
Arkansas	1	ALLTEL ARKANSAS INC	No	\$4,106,766
	2	ALLTEL Communications, Inc.	Yes	\$60,778,439
	3	ARKANSAS TEL CO	No	\$547,140
	4	CENTRAL ARKANSAS TEL	No	\$1,538,856
	5	CENTURYTEL NW-AR-RUS	No	\$13,286,466
	6	CENTURYTEL NW-AR-SIL	No	\$2,834,631
	7	CENTURYTEL- ARKANSAS	No	\$8,422,380
	8	CENTURYTEL-CENTRAL A	No	\$18,804,591
	9	CENTURYTEL-MTN HOME	No	\$5,954,115
	10	CENTURYTEL-REDFIELD	No	\$870,048
	11	CENTURYTEL-SOUTH AR	No	\$1,117,203
	12	CLEVELAND COUNTY TEL	No	\$705,624
	13	DECATUR TEL CO INC	No	\$373,587
	14	E RITTER TEL CO	No	\$1,229,178
	15	LAVACA TEL CO-AR	No	\$2,165,394
	16	MADISON COUNTY TEL	No	\$850,266
	17	MAGAZINE TEL CO	No	\$310,932
	18	MOUNTAIN VIEW TEL CO	No	\$1,541,748
	19	NORTH ARKANSAS TEL	No	\$4,080,924
	20	NPCR, Inc.	Yes	\$313
	21	PRAIRIE GROVE TEL CO	No	\$3,954,765
	22	RICE BELT TEL CO	No	\$700,584
	23	SCOTT COUNTY TEL CO	No	\$238,903
	24	SOUTH ARKANSAS TEL	No	\$2,442,081
	25	SOUTHWESTERN BELL-AR	No	\$76,464
	26	SW ARKANSAS TEL COOP	No	\$3,631,082
	27	Sprint Spectrum DBA Sprint PCS	Yes	\$906,758
	28	TRI-COUNTY TEL CO-AR	No	\$3,837,405
	29	WALNUT HILL TEL CO	No	\$4,783,248
	30	YELCOT TEL CO INC	No	\$1,415,484
	31	YELL COUNTY TEL CO	No	\$2,012,910
				<u>\$153,518,285</u>
California	1	AT&T	Yes	\$229,943
	2	CAL-ORE TELEPHONE CO	No	\$2,988,228
	3	CALAVERAS TEL CO	No	\$3,622,398
	4	CITIZENS-FRNTIER-GST	No	\$1,085,304
	5	CITIZENS-FRONTIER CA	No	\$12,733,428
	6	CITZENS-FRNTR-TUOLUM	No	\$1,224,717
	7	DUCOR TELEPHONE CO	No	\$1,941,054
	8	EVANS TEL CO.	No	\$809,916
	9	FORESTHILL TEL CO.	No	\$1,690,923
	10	HAPPY VALLEY TEL CO	No	\$333,336
	11	HORNITOS TEL CO	No	\$355,212
	12	KERMAN TELEPHONE CO	No	\$3,986,658
	13	PACIFIC BELL	No	\$7,888,806
	14	PINNACLES TEL CO	No	\$816,390
	15	SIERRA TELEPHONE CO	No	\$11,755,530
	16	SureWest Telephone	No	\$3,894,492

Annual High-Cost Support by State and Study Area: 2008

State	Count	Study Area Name	CETC	Support
	17	THE PONDEROSA TEL CO	No	\$10,794,516
	18	THE SISKIYOU TEL CO	No	\$5,780,682
	19	VERIZON CA(CONTEL)	No	\$10,918,887
	20	VERIZON W-COAST-CA	No	\$525,684
	21	VERIZON-CA (GTE)	No	\$16,077,588
	22	VOLCANO TEL CO	No	\$4,841,778
	23	WINTERHAVEN TEL. CO.	No	\$586,806
	24	Western Wireless	Yes	\$53,997
				<u><u>\$104,936,273</u></u>
Colorado	1	AGATE MUTUAL TEL CO	No	\$402,807
	2	BIG SANDY TELECOM	No	\$404,958
	3	BIJOU TEL COOP ASSOC	No	\$1,247,805
	4	BLANCA TEL CO	No	\$2,181,600
	5	CENTURYTEL OF EAGLE	No	\$26,504,556
	6	CENTURYTEL-COLORADO	No	\$3,570,036
	7	COLUMBINE ACQ CORP	No	\$1,053,162
	8	DELTA COUNTY TEL CO	No	\$983,166
	9	EASTERN SLOPE RURAL	No	\$2,793,384
	10	EL PASO COUNTY TEL	No	\$402,075
	11	FARMERS TEL CO - CO	No	\$674,982
	12	HAXTUN TEL CO	No	\$832,266
	13	NUCLA-NATURITA TEL	No	\$629,682
	14	NUNN TEL CO	No	\$1,228,950
	15	Northeast Colorado Cellular, Inc.	Yes	\$6,301,784
	16	PEETZ COOP TEL CO	No	\$218,718
	17	PHILLIPS COUNTY TEL	No	\$1,176,795
	18	PINE DRIVE TEL CO	No	\$247,134
	19	PLAINS COOP TEL ASSN	No	\$1,850,139
	20	QWEST CORP-CO	No	\$17,255,421
	21	RICO TEL CO	No	\$113,292
	22	ROGGEN TEL COOP CO	No	\$530,166
	23	RYE TELEPHONE CO	No	\$3,696,498
	24	SOUTH PARK TEL. CO.	No	\$990,807
	25	STONEHAM COOP TEL CO	No	\$58,896
	26	STRASBURG TEL CO	No	\$566,826
	27	SUNFLOWER TEL - CO	No	\$217,578
	28	San Isabel Telecom, Inc.	Yes	\$59,839
	29	WIGGINS TEL ASSOC	No	\$523,108
	30	WILLARD TEL CO	No	\$54,090
	31	Western Wireless	Yes	\$3,935,322
				<u><u>\$80,705,842</u></u>
Connecticut	1	SOUTHERN NEW ENGLAND	No	\$477,150
	2	THE WOODBURY TEL CO	No	(\$297,636)
				<u><u>\$179,514</u></u>
Delaware	1	VERIZON DELAWARE INC	No	\$212,709
				<u><u>\$212,709</u></u>
District of Columbia	1	VERIZON WA, DC INC.	No	\$0
				<u><u>\$0</u></u>

Annual High-Cost Support by State and Study Area: 2008

State	Count	Study Area Name	CETC	Support
Florida	1	ALLTEL Communications, Inc. (FL)	Yes	\$4,923,927
	2	ALLTEL FLORIDA INC.	No	\$1,279,170
	3	Budget Phone, Inc.	Yes	\$318
	4	FRONTIER COMM-SOUTH	No	\$164,127
	5	GTC, INC.	No	\$1,219,224
	6	GTC, INC.	No	\$855,024
	7	GTC, INC.	No	\$6,956,772
	8	ITS TELECOMM. SYS.	No	\$1,956,265
	9	Knology of Florida, Inc.	Yes	\$110,677
	10	NORTHEAST FLORIDA	No	\$2,353,068
	11	NPCR, Inc.	Yes	\$1,717,966
	12	QUINCY TEL CO-FL DIV	No	\$1,202,319
	13	SMART CITY TEL LLC	No	\$6,436,710
	14	SOUTHERN BELL-FL	No	\$10,229,286
	15	SPRINT-FLORIDA, INC.	No	\$15,327,840
	16	Sprint Spectrum L.P. (FL)	Yes	\$7,698,463
	17	VERIZON FLORIDA	No	\$14,862,252
				<hr/> <hr/>
				\$77,293,408
Georgia	1	ACCUCOMM TELECOMM.	No	\$597,060
	2	ALLTEL Communications, Inc.	Yes	\$20,603,745
	3	ALLTEL GEORGIA COMM.	No	\$10,085,688
	4	ALLTEL GEORGIA INC.	No	\$8,665,515
	5	ALMA TEL CO	No	\$634,306
	6	BLUE RIDGE TEL CO	No	\$3,974,829
	7	BRANTLEY TEL CO	No	\$2,015,544
	8	BULLOCH COUNTY RURAL	No	\$2,222,400
	9	CAMDEN TEL & TEL CO	No	\$2,233,308
	10	CHICKAMAUGA TEL CORP	No	\$595,470
	11	CITIZENS TEL CO - GA	No	\$1,232,850
	12	COASTAL UTILITIES	No	\$3,657,870
	13	COMSOUTH TELECOMM	No	\$2,808,426
	14	DARIEN TEL CO	No	\$5,458,500
	15	ELLIJAY TEL CO	No	\$4,216,677
	16	FRONTIER - FAIRMOUNT	No	\$638,061
	17	FRONTIER OF GEORGIA	No	\$436,608
	18	GEORGIA ALLTEL TELCO	No	\$2,620,140
	19	GEORGIA TEL CORP	No	\$980,814
	20	GLENWOOD TEL CO	No	\$564,714
	21	HART TEL CO	No	\$3,441,660
	22	INTERSTATE TEL CO	No	\$2,010,678
	23	NELSON-BALL GROUND	No	\$1,189,998
	24	NPCR, Inc.	Yes	\$1,193,067
	25	PEMBROKE TEL CO	No	\$1,698,366
	26	PINELAND TEL COOP	No	\$5,299,966
	27	PLANT TEL. CO.	No	\$1,995,528
	28	PLANTERS RURAL COOP	No	\$5,090,412
	29	PROGRESSIVE RURAL	No	\$945,360
	30	PUBLIC SERVICE TEL	No	\$9,669,174
	31	Public Service Cellular, Inc.	Yes	\$0
	32	QUINCY TEL CO-GA DIV	No	\$437,580
	33	RINGGOLD TEL CO	No	\$2,551,980
	34	SOUTHERN BELL-GA	No	\$16,500,189

Annual High-Cost Support by State and Study Area: 2008

State	Count	Study Area Name	CETC	Support
	35	STANDARD TEL CO	No	\$2,294,238
	36	Southern Communications Services, Inc.	Yes	\$108,965
	37	Sprint Spectrum, LP	Yes	\$1,548,832
	38	TRENTON TEL CO	No	\$688,416
	39	VALLEY TEL CO	No	\$418,572
	40	WAVERLY HALL, LLC	No	\$1,006,911
	41	WILKES TEL & ELC CO	No	\$1,831,248
				<u>\$134,163,665</u>
Guam	1	GUAM TEL. AUTH.	No	\$7,120,592
	2	Guam Cellular and Paging, Inc. dba Guamcell Communications	Yes	\$5,491,397
	3	IT&E Overseas, Inc.	Yes	\$2,754,468
	4	Pulse Mobile, LLC	Yes	\$862,238
				<u>\$16,228,695</u>
Hawaii	1	Coral Wireless dba Mobi PCS	Yes	\$19,378,122
	2	HAWAIIAN TELCOM	No	\$1,833,804
	3	NPCR, Inc.	Yes	\$14,274,524
	4	SANDWICH ISLES COMM.	No	\$26,372,952
				<u>\$61,859,402</u>
Idaho	1	ALBION TEL CO-ATC	No	\$3,498,538
	2	CAMBRIDGE TEL CO	No	\$1,269,258
	3	CENTURY-GEM STATE-ID	No	\$1,241,229
	4	CENTURYTEL OF IDAHO	No	\$1,344,546
	5	CITIZENS-FRONTIER-ID	No	\$3,419,799
	6	CUSTER TEL COOP	No	\$3,542,736
	7	DIRECT COMM-ROCKLAND	No	\$1,593,816
	8	Edge Wireless, LLC	Yes	\$7,696,790
	9	FARMERS MUTUAL TEL	No	\$1,122,300
	10	FILER MUTUAL TEL -ID	No	\$1,213,815
	11	Fremont Telcom	No	\$2,423,046
	12	INLAND TEL-ID	No	\$577,968
	13	MIDVALE TEL EXCH INC	No	\$1,133,004
	14	MUD LAKE TEL COOP	No	\$673,182
	15	NTCH- Idaho, Inc.	Yes	\$0
	16	POTLATCH TEL CO INC	No	\$343,236
	17	PROJECT MUTUAL TEL	No	\$1,770,744
	18	QWEST CORP-ID	No	\$0
	19	QWEST CORP-IDAHO	No	\$266,820
	20	RURAL TEL CO - ID	No	\$1,427,757
	21	SILVER STAR TEL- ID	No	\$6,092,082
	22	VERIZON N'WEST-ID	No	\$13,247,718
	23	Western Wireless Corporation (ID)	Yes	\$0
				<u>\$53,898,384</u>
Illinois	1	ADAMS TEL COOP	No	\$1,448,454
	2	ALHAMBRA-GRANTFORK	No	\$253,800
	3	C-R TEL CO	No	\$337,716
	4	CAMBRIDGE TEL CO -IL	No	\$315,750
	5	CASS TEL CO	No	\$1,094,868
	6	CITIZENS-FRONTIER-IL	No	\$1,201,389
	7	CLARKSVILLE MUTUAL	No	\$124,611
	8	CROSSVILLE TEL CO	No	\$170,040

Annual High-Cost Support by State and Study Area: 2008

State	Count	Study Area Name	CETC	Support
	9	Cellular Properties dba Cellular One of East Central Illinois	Yes	\$1,133,999
	10	Diverse Communications, Inc.	Yes	\$1,827
	11	EGYPTIAN COOP ASSN	No	\$2,355,654
	12	EL PASO TEL CO	No	\$192,792
	13	FLAT ROCK TEL CO-OP	No	\$38,922
	14	FRONTIER OF ILLINOIS	No	\$209,256
	15	FRONTIER OF LAKESIDE	No	\$46,347
	16	FRONTIER-DEPUE	No	\$180,354
	17	FRONTIER-MIDLAND	No	\$348,477
	18	FRONTIER-MT. PULASKI	No	\$106,680
	19	FRONTIER-ORION	No	\$63,180
	20	FRONTIER-PRAIRIE	No	\$57,960
	21	FRONTIER-SCHUYLER	No	\$83,136
	22	GALLATIN RIVER COMM.	No	\$616,038
	23	GENESEO TEL CO	No	\$1,476,000
	24	GLASFORD TEL CO	No	\$159,318
	25	GRAFTON TEL CO	No	\$433,428
	26	GRANDVIEW MUTUAL TEL	No	\$64,326
	27	GRIDLEY TEL CO	No	\$948,663
	28	HAMILTON COUNTY COOP	No	\$852,132
	29	HARRISONVILLE TEL CO	No	\$4,891,314
	30	HENRY COUNTY TEL CO	No	\$273,522
	31	HOME TEL CO-ST JACOB	No	\$2,052,762
	32	IL CONSOLIDATED TEL	No	\$9,857,964
	33	ILLINOIS BELL TEL CO	No	\$0
	34	Illinois Valley Cellular RSA 2 - I	Yes	\$578,314
	35	Illinois Valley Cellular RSA 2 - II	Yes	\$372,745
	36	Illinois Valley Cellular RSA 2 - III	Yes	\$266,772
	37	KINSMAN MUTUAL TEL	No	\$66,906
	38	LA HARPE TEL CO	No	\$1,145,718
	39	LEAF RIVER TEL CO	No	\$837,966
	40	LEONORE MUTUAL TEL	No	\$85,647
	41	MADISON TEL CO	No	\$3,685,962
	42	MARSEILLES TEL CO	No	\$269,538
	43	MCDONOUGH TEL COOP	No	\$2,960,604
	44	MCNABB TEL CO	No	\$161,760
	45	METAMORA TEL CO	No	\$465,870
	46	MID CENTURY TEL COOP	No	\$1,929,784
	47	MONTROSE MUTUAL TEL	No	\$246,066
	48	MOULTRIE INDEPENDENT	No	\$518,940
	49	NEW WINDSOR TEL CO	No	\$165,954
	50	ODIN TEL EXCH INC	No	\$732,357
	51	ONEIDA TEL EXCHANGE	No	\$179,082
	52	Oneida Network Services, Inc.	Yes	\$747
	53	REYNOLDS TEL CO, INC	No	\$159,516
	54	SHAWNEE TELEPHONE CO	No	\$2,810,695
	55	STELLE TEL CO	No	\$69,699
	56	TONICA TEL CO	No	\$176,307
	57	United States Cellular Corporation	Yes	\$10,294,510
	58	VERIZON N-IL(CONTEL)	No	\$2,796,228
	59	VERIZON NORTH-IL	No	\$4,618,437
	60	VERIZON S-IL(ALLTEL)	No	\$1,055,118
	61	VIOLA HOME TEL CO	No	\$154,620
	62	WABASH TEL COOP, INC	No	\$2,597,070

Annual High-Cost Support by State and Study Area: 2008

State	Count	Study Area Name	CETC	Support
	63	WOODHULL COMMUNITY	No	\$173,046
	64	YATES CITY TEL CO	No	\$49,186
				<u>\$71,015,843</u>
Indiana	1	BLOOMINGDALE HOME	No	\$840,726
	2	CAMDEN TEL CO - IN	No	\$522,939
	3	CENTURYTEL OF ODON	No	\$749,976
	4	CENTURYTEL-CENTR IN	No	\$1,062,842
	5	CITIZENS TEL CORP	No	\$447,627
	6	CLAY CTY RURAL COOP	No	\$4,040,790
	7	COMM CORP OF INDIANA	No	\$2,143,716
	8	COMM CORP OF S. IN	No	\$422,580
	9	CRAIGVILLE TEL CO	No	\$209,991
	10	Centennial Cellular Tri-State Operating Partnership - IN	Yes	\$1,300,509
	11	Centennial Randolph Cellular LLC	Yes	\$3,987
	12	Cinergy MetroNet, Inc.	Yes	\$50,247
	13	DAVISS-MARTIN/RTC	No	\$2,638,914
	14	Elkhart Metronet, Inc.	Yes	\$190,110
	15	FRONTIER OF INDIANA	No	\$199,473
	16	FRONTIER-THORNTOWN	No	\$75,972
	17	GEETINGSVILLE TEL CO	No	\$170,076
	18	HANCOCK TELECOM	No	\$4,334,157
	19	HOME CO OF PITTSBORO	No	\$325,404
	20	HOME TEL CO INC	No	\$214,326
	21	Hancock Communications, Inc.	Yes	\$22,920
	22	INDIANA BELL TEL CO	No	\$0
	23	LIGONIER TEL CO	No	\$1,705,101
	24	MERCHANTS & FARMERS	No	\$75,756
	25	MONON TEL CO	No	\$983,376
	26	MULBERRY COOP TEL CO	No	\$249,930
	27	Mega Comm LLC	Yes	\$541,758
	28	Michiana Metronet, Inc. - IN	Yes	\$96,154
	29	NEW LISBON TEL CO	No	\$165,456
	30	NEW PARIS TEL INC	No	\$826,053
	31	NORTHWESTERN INDIANA	No	\$2,290,140
	32	NPCR, Inc.	Yes	\$207,685
	33	PERRY-SPENCER RURAL	No	\$2,989,329
	34	PULASKI-WHITE RURAL	No	\$1,230,189
	35	ROCHESTER TEL CO	No	\$2,360,985
	36	S & W TEL CO	No	\$143,355
	37	SE INDIANA RURAL	No	\$2,818,083
	38	SEI Data, Inc.	Yes	\$15,809
	39	SMITHVILLE TEL CO	No	\$8,624,155
	40	SUNMAN TELECOMM CORP	No	\$2,805,408
	41	SWAYZEE TEL CO	No	\$213,060
	42	SWEETSER RURAL TEL	No	\$199,416
	43	South Bend Metronet, Inc.	Yes	\$3,184,244
	44	Sprint Spectrum,L.P. (IN)	Yes	\$1,939,973
	45	TIPTON TEL CO	No	\$410,622
	46	TRI-COUNTY TEL CO	No	\$634,914
	47	UTC OF INDIANA	No	\$2,413,065
	48	VERIZON N-IN	No	\$10,460,520
	49	VERIZON N-IN(ALLTEL)	No	\$509,409

Annual High-Cost Support by State and Study Area: 2008

State	Count	Study Area Name	CETC	Support
	50	VERIZON N-IN(CONTEL)	No	\$4,311,117
	51	WASHINGTON CTY RURAL	No	\$1,273,416
	52	WEST POINT TEL CO	No	\$172,338
	53	YEOMAN TEL CO, INC	No	\$175,704
				<u>\$73,993,802</u>
Iowa	1	ACE TEL ASSN-IA	No	\$428,622
	2	ALPINE COMM.	No	\$1,672,296
	3	ANDREW TEL CO INC	No	\$158,070
	4	ARCADIA TEL CO	No	\$156,162
	5	ATKINS TEL CO, INC	No	\$187,374
	6	AYRSHIRE FARMERS MUT	No	\$425,898
	7	Algona Municipal Utilities	Yes	\$5,216
	8	Alta Municipal Utilities	Yes	\$2,046
	9	Aventure Communication Technology, LLC	Yes	\$2,483,978
	10	BALDWIN-NASHVILLE	No	\$148,356
	11	BARNES CITY COOP	No	\$93,918
	12	BERNARD TEL CO INC	No	\$385,266
	13	BREDA TEL COOP	No	\$430,410
	14	BROOKLYN MUTUAL TEL	No	\$206,154
	15	BUTLER-BREMER MUTUAL	No	\$506,724
	16	Baldwin Nashville Telephone Company Wireless	Yes	\$16,520
	17	Barnes City Cooperative Telephone Company	Yes	\$12
	18	Benton/Linn Wireless LLC	Yes	\$638,672
	19	Bernard Communications, Inc.	Yes	\$83,437
	20	Brooklyn Mutual Telephone Co.	Yes	\$18,986
	21	Budget Phone, Inc.	Yes	\$0
	22	C-M-L TEL COOP ASSN	No	\$381,780
	23	CASCADE TEL CO	No	\$345,333
	24	CASEY MUTUAL TEL CO	No	\$169,506
	25	CCM Wireless, Inc.	Yes	\$37,022
	26	CENTER JUNCTION TEL	No	\$77,214
	27	CENTRAL SCOTT TEL CO	No	\$730,998
	28	CENTURYTEL-POSTVILLE	No	\$426,186
	29	CITIZENS-FRONTIER IA	No	\$0
	30	CLARENCE TEL CO	No	\$165,360
	31	CLEAR LAKE INDEPEND	No	\$1,482,276
	32	COLO TEL CO	No	\$700,878
	33	COMM 1 NETWORK	No	\$255,864
	34	COON CREEK TEL CO	No	\$165,510
	35	COON VALLEY COOP TEL	No	\$264,078
	36	COOP TEL EXCHANGE	No	\$263,082
	37	COOPERATIVE TEL CO	No	\$510,579
	38	CORN BELT TEL CO	No	\$198,222
	39	CST Communications, Inc	Yes	\$102,886
	40	CUMBERLAND TEL CO	No	\$150,663
	41	Cedar County PCS, LLC	Yes	\$142,725
	42	Cedar-Wapsie Communications, Inc.	Yes	\$49,562
	43	Center Junction Telephone Co.	Yes	\$15,802
	44	CenturyTel-Chester	No	\$118,956
	45	City of Hawarden dba HITEC	Yes	\$63,260
	46	Comm 1 Wireless Inc.	Yes	\$41,551
	47	Community Cable Television Company of O'Brien County	Yes	\$180,470

Annual High-Cost Support by State and Study Area: 2008

State	Count	Study Area Name	CETC	Support
	48	Community Digital Wireless, LLC	Yes	\$68,098
	49	Coon Creek Telecommunications Corp.	Yes	\$0
	50	Cooperative Telephone Co.	Yes	\$54,446
	51	D-C Communications	Yes	\$45,774
	52	DANVILLE MUTUAL TEL	No	\$253,251
	53	DIXON TEL CO	No	\$300,801
	54	DUMONT TEL CO	No	\$205,890
	55	DUNKERTON TEL COOP	No	\$182,766
	56	Dallas County Wireless	Yes	\$1,938
	57	Dumont Wireless	Yes	\$33,656
	58	EAST BUCHANAN COOP	No	\$924,072
	59	ELLSWORTH COOP ASSN	No	\$298,530
	60	East Buchanan Telephone Cooperative	Yes	\$380,189
	61	FARMERS & BUSINESSME	No	\$348,420
	62	FARMERS & MERCHANTS	No	\$25,860
	63	FARMERS COOP TEL CO	No	\$314,040
	64	FARMERS MUTUAL COOP	No	\$132,216
	65	FARMERS MUTUAL COOP	No	\$800,505
	66	FARMERS MUTUAL COOP	No	\$195,372
	67	FARMERS MUTUAL COOP	No	\$600,555
	68	FARMERS MUTUAL COOP	No	\$173,571
	69	FARMERS MUTUAL JESUP	No	\$223,572
	70	FARMERS MUTUAL TEL	No	\$550,608
	71	FARMERS MUTUAL TEL	No	\$466,788
	72	FARMERS TEL CO - BAT	No	\$155,502
	73	FARMERS TEL CO -RICE	No	\$338,643
	74	FARMERS TEL CO-ESSEX	No	\$186,894
	75	FENTON CO-OP TEL CO	No	\$156,006
	76	FMTC Wireless	Yes	\$89,475
	77	Farmers & Business Men's Telephone Company dba F&B Communications	Yes	\$28,390
	78	Farmers Mutual Telephone Company-Harlan	Yes	\$160,315
	79	GOLDFIELD TEL CO	No	\$176,670
	80	GRAND MOUND COOP TEL	No	\$177,006
	81	GRAND RIVER MUT-IA	No	\$571,044
	82	GRISWOLD CO-OP TEL	No	\$657,417
	83	Goldfield Access Network	Yes	\$2,506
	84	Great Lakes of Iowa, Inc.	Yes	\$16,959
	85	Grundy Center Municipal Utilities	Yes	\$0
	86	Guthrie Telecommunications Network, Inc.	Yes	\$47,562
	87	HAWKEYE TEL CO	No	\$166,110
	88	HEART OF IOWA COMM.	No	\$3,651,330
	89	HEARTLND-HICKORYTECH	No	\$1,139,676
	90	HILLS TEL CO, INC-IA	No	\$989,994
	91	HOSPERS TEL EXCH INC	No	\$172,800
	92	HUBBARD COOP ASSN	No	\$183,021
	93	HUXLEY COMM. COOP.	No	\$335,658
	94	Hardin County Wireless	Yes	\$33,085
	95	Harlan Municipal Utilities	Yes	\$0
	96	Huxley Communications Cooperative	Yes	\$0
	97	IAMO TEL CO - IA	No	\$242,358
	98	INTERSTATE 35 TEL CO	No	\$555,264
	99	IOWA RSA #12, LLC dba Cellcom	Yes	\$9
	100	IOWA RSA #3, LLC dba Cellcom	Yes	\$3,486
	101	ITS - IOWA TELECOM	No	\$1,649,994
	102	ITS-IOWA TELECOM-NO	No	\$1,964,973

Annual High-Cost Support by State and Study Area: 2008

State	Count	Study Area Name	CETC	Support
	103	ITS-IOWA TELECOM-SYS	No	\$896,571
	104	Iowa RSA 10	Yes	\$2,209,697
	105	Iowa RSA 7	Yes	\$2,092,574
	106	Iowa RSA 8	Yes	\$2,624,718
	107	Iowa RSA No. 2 Limited Partnership	Yes	\$79,791
	108	Iowa Wireless Services, L.P.	Yes	\$149,497
	109	JEFFERSON TEL CO -IA	No	\$314,628
	110	JORDAN SOLDIER VLY	No	\$317,361
	111	KALONA COOP TEL CO	No	\$721,098
	112	KCTC PCS	Yes	\$252,557
	113	KEYSTONE FRMS COOP	No	\$388,452
	114	Killduff Telephone C	No	\$311,166
	115	LA MOTTE TEL CO	No	\$218,058
	116	LA PORTE CITY TEL CO	No	\$347,424
	117	LAUREL TEL CO, INC	No	(\$12,804)
	118	LEHIGH VALLEY COOP	No	\$611,403
	119	LONE ROCK CO-OP TEL	No	\$124,824
	120	LOST NATION-ELWOOD	No	\$505,701
	121	LYNNVILLE TEL. CO.	No	\$229,500
	122	Laurens Municipal Communications Utility	Yes	\$2,567
	123	Long Lines Wireless, LLC	Yes	\$455,105
	124	Louisa Communications	Yes	\$0
	125	MABEL COOP TEL-IA	No	\$418,086
	126	MAC Wireless, LLC	Yes	\$119,820
	127	MARNE & ELK HORN TEL	No	\$522,924
	128	MARTELLE COOP ASSN	No	\$142,722
	129	MASSENA TEL CO	No	\$276,348
	130	MECHANICSVILLE TEL	No	\$165,075
	131	MEDIAPOLIS TEL CO	No	\$537,678
	132	MILES COOP TEL ASSN	No	\$177,132
	133	MILLER TEL CO - IA	No	\$65,532
	134	MINBURN TEL CO	No	\$134,910
	135	MINBURN TELECOMM.	No	\$399,345
	136	MINERVA VALLEY TEL	No	\$249,774
	137	MODERN COOP TEL CO	No	\$423,924
	138	MONTEZUMA MUTUAL TEL	No	\$386,004
	139	MUTUAL TEL CO	No	\$158,571
	140	MUTUAL TEL CO	No	\$556,848
	141	Midwest Wireless Iowa, LLC	Yes	\$8,622,799
	142	Mill Valley Wireless	Yes	\$18,765
	143	Montezuma Mutual Telephone Co.	Yes	\$36,606
	144	NORTH ENGLISH COOP	No	\$180,672
	145	NORTHEAST IOWA TEL	No	\$411,333
	146	NORTHERN IOWA TEL CO	No	\$926,172
	147	NORTHWEST IOWA TEL	No	\$919,953
	148	NORTHWEST TEL COOP	No	\$517,842
	149	NPCR, Inc.	Yes	\$960,487
	150	NSP, LC dba Cellcom	Yes	\$9
	151	North Central Wireless	Yes	\$4,538
	152	Northeast Iowa Telephone Co.	Yes	\$73,379
	153	OGDEN TEL CO - IA	No	\$234,420
	154	OLIN TEL CO, INC	No	\$288,936
	155	ONslow COOP TEL ASSN	No	\$116,076
	156	ORAN MUTUAL TEL CO	No	\$125,826

Annual High-Cost Support by State and Study Area: 2008

State	Count	Study Area Name	CETC	Support
	157	Ogden Telephone Company	Yes	\$11,131
	158	Olin Telephone Co., Inc.	Yes	\$139,627
	159	Omnitel Communications, Inc.	Yes	\$59,528
	160	Onslow Cooperative Telephone Association Wireless	Yes	\$33,956
	161	Osage Municipal Telecommunications Utility	Yes	(\$567)
	162	PALMER MUTUAL TEL CO	No	\$146,958
	163	PALO COOP TEL ASSN	No	\$249,132
	164	PANORA COOP TEL ASSN	No	\$335,892
	165	PARTNER COMM. COOP.	No	\$1,055,583
	166	PEOPLES TEL CO - IA	No	\$207,516
	167	PRAIRIE TEL CO	No	\$447,102
	168	PRAIRIEBURG TEL CO	No	\$102,486
	169	PRESTON TEL CO	No	\$270,708
	170	QWEST CORP-IA	No	\$410,634
	171	RADCLIFFE TEL CO	No	\$168,651
	172	READLYN TEL CO	No	\$343,776
	173	RINGSTED TEL CO	No	\$157,449
	174	RIVER VALLEY COOP	No	\$304,137
	175	ROCKWELL COOP ASSN	No	\$475,722
	176	ROYAL TEL CO	No	\$283,752
	177	RSA 1 Limited Partnership	Yes	\$776,524
	178	RUTHVEN TEL EXCHANGE	No	\$176,481
	179	Radcliffe Telephone Co., Inc. (Wireless)	Yes	\$6,129
	180	Reasnor Telephone Co	No	\$101,718
	181	Reinbeck Municipal Telecommunications Utility	Yes	\$0
	182	Rockwell Cooperative Telephone Association Wireless	Yes	\$99,490
	183	Rolling Hills Communications, Inc.	Yes	\$0
	184	SAC COUNTY MUTUAL	No	\$338,568
	185	SCHALLER TEL CO	No	\$661,695
	186	SCRANTON TEL CO	No	\$198,078
	187	SEARSBORO TEL CO	No	\$320,121
	188	SEI Wireless LLC	Yes	\$11,612
	189	SHARON TEL CO	No	\$312,162
	190	SHELL ROCK TEL CO	No	\$370,416
	191	SOUTH SLOPE COOP TEL	No	\$999,306
	192	SOUTHWEST TEL EXCH	No	\$271,752
	193	SPRINGVILLE COOP TEL	No	\$213,528
	194	STRATFORD MUTUAL TEL	No	\$535,328
	195	SULLY TEL ASSOC	No	\$27,735
	196	SUPERIOR TEL COOP	No	\$120,438
	197	SWISHER TEL CO	No	\$219,426
	198	Sharon Telephone Company	Yes	\$48,097
	199	South Slope Cooperative	Yes	\$308,994
	200	Southeast Wireless, Inc.	Yes	\$122,992
	201	TEMPLETON TEL CO	No	\$186,492
	202	TERRIL TEL. COOP.	No	\$265,434
	203	THE BURT TEL CO	No	\$157,521
	204	THE CITIZENS MUTUAL	No	\$1,611,324
	205	TITONKA TEL CO	No	\$186,309
	206	UNITED FARMERS TEL	No	\$319,632
	207	United States Cellular	Yes	\$39,991,612
	208	VAN BUREN TEL CO	No	\$877,977
	209	VAN HORNE COOP TEL	No	\$235,551
	210	VENTURA TEL CO, INC	No	\$149,832

Annual High-Cost Support by State and Study Area: 2008

State	Count	Study Area Name	CETC	Support
	211	VILLISCA FARMERS TEL	No	\$328,296
	212	Van Buren Wireless Company, Inc.	Yes	\$118,705
	213	WALNUT TEL CO, INC	No	\$219,168
	214	WEBB-DICKENS TEL	No	\$650,592
	215	WEBSTER-CALHOUN COOP	No	\$1,921,314
	216	WELLMAN COOP TEL	No	\$223,200
	217	WEST IOWA TEL CO	No	\$1,106,328
	218	WEST LIBERTY TEL CO	No	\$1,597,512
	219	WESTERN IOWA ASSN	No	\$1,212,504
	220	WESTSIDE INDEPENDENT	No	\$148,332
	221	WILTON TEL CO	No	\$166,635
	222	WINNEBAGO COOP ASSN	No	\$2,470,104
	223	WOOLSTOCK MUTUAL	No	\$118,239
	224	WYOMING MUTUAL TEL	No	\$189,777
	225	Wapsi Wireless, LLC	Yes	\$291,140
	226	Wellman Coop. Telephone Assoc.	Yes	\$94,898
	227	Western Wireless Corp.	Yes	\$169,509
	228	Winnebago Cooperative Telephone Association	Yes	\$0
	229	Winnebago Cooperative Telephone Association	Yes	\$155,959
				<hr/> <hr/>
				\$133,140,998
 Kansas	1	ALLTEL Communications (Wireless KS)	Yes	\$54,781,977
	2	BLUE VALLEY TEL CO	No	\$7,063,614
	3	COLUMBUS TELEPHONE	No	\$1,023,702
	4	COUNCIL GROVE TEL CO	No	\$2,597,913
	5	CRAW-KAN TEL COOP	No	\$5,725,665
	6	CUNNINGHAM TEL CO	No	\$1,516,974
	7	Cellular Network Partnership dba Pioneer Cellular	Yes	\$1,384,496
	8	ELKHART TEL CO INC	No	\$2,372,865
	9	Epic Touch Company	Yes	\$1,960,086
	10	GOLDEN BELT TEL ASSN	No	\$5,817,273
	11	GORHAM TEL CO	No	\$929,632
	12	H & B COMMUNICATIONS	No	\$990,834
	13	H&B Cable Service, Inc.	Yes	\$42,747
	14	HAVILAND TEL CO	No	\$5,504,820
	15	HOME TEL CO	No	\$2,868,621
	16	J. B. N. TEL CO INC	No	\$1,745,370
	17	KANOKLA TEL ASSN-KS	No	\$4,420,638
	18	LA HARPE TEL CO INC	No	\$890,805
	19	MADISON TEL., LLC	No	\$1,159,608
	20	MOKAN DIAL INC-KS	No	\$1,513,266
	21	MOUNDRIDGE TEL CO	No	\$1,603,122
	22	MUTUAL TEL CO	No	\$686,313
	23	Nex-Tech Wireless, LLC	Yes	\$11,664,017
	24	Nex-Tech, Inc.	Yes	\$33,532
	25	PEOPLES TELECOM LLC	No	\$1,886,211
	26	PIONEER TEL ASSN INC	No	\$7,408,698
	27	RAINBOW TEL COOP	No	\$3,544,956
	28	RCC Minnesota, Inc.	Yes	\$1,998,647
	29	RURAL TEL SERVICE CO	No	\$19,596,008
	30	S & A TEL CO INC	No	\$1,500,961
	31	S & T TEL COOP ASSN	No	\$6,896,418
	32	S. CENTRAL TEL - KS	No	\$4,033,704
	33	SOUTHERN KANSAS TEL	No	\$5,692,974

Annual High-Cost Support by State and Study Area: 2008

State	Count	Study Area Name	CETC	Support
	34	SOUTHWESTERN BELL-KS	No	\$496,863
	35	SUNFLOWER TEL CO	No	\$1,705,092
	36	Sprint Spectrum LP / Phillieco LP (dba Sprint PCS)	Yes	\$2,220,251
	37	TOTAH TELEPHONE CO	No	\$1,412,724
	38	TRI-COUNTY TEL ASSN	No	\$5,471,772
	39	TWIN VALLEY TEL INC	No	\$3,514,728
	40	UNITED OF EASTERN KS	No	\$5,712,019
	41	UNITED TEL ASSN	No	\$5,735,688
	42	USCOC of Nebraska/Kansas LLC	Yes	\$8,168,624
	43	UTC OF KANSAS	No	\$3,806,733
	44	UTC-MO DBA UTC-SE KS	No	\$692,085
	45	United Wireless Communication Inc.	Yes	\$2,923,952
	46	WAMEGO TEL CO INC	No	\$2,388,651
	47	WHEAT STATE TEL, INC	No	\$2,818,236
	48	WILSON TEL CO INC	No	\$2,810,598
	49	Western Wireless	Yes	\$20,885
	50	Westlink Communications, LLC	Yes	\$264,033
	51	ZENDA TEL COMPANY	No	\$235,215
				<u>\$221,254,616</u>
Kentucky	1	ALLTEL KENTUCKY	No	\$1,565,616
	2	American Cellular Corp.	Yes	\$3,547,332
	3	BALLARD RURAL COOP	No	\$832,818
	4	BRANDENBURG TEL CO	No	\$1,060,650
	5	Bluegrass Cellular	Yes	\$15,365,878
	6	CINCINNATI BELL-KY	No	\$932,625
	7	Cinergy Communications Company	Yes	\$146,870
	8	Cumberland Cellular, Inc.	Yes	\$2,382
	9	DUO COUNTY TEL COOP	No	\$5,228,931
	10	East Kentucky Network, LLC dba Appalachian Wireless	Yes	\$6,825,415
	11	FOOTHILLS RURAL COOP	No	\$10,653,126
	12	GEARHEART-COALFIELDS	No	\$905,040
	13	KY ALLTEL-LEXINGTON	No	\$8,534,016
	14	KY ALLTEL-LONDON	No	\$510,171
	15	LESLIE COUNTY TEL CO	No	\$1,409,010
	16	LEWISPORT TEL CO	No	\$230,556
	17	LOGAN TEL. COOP. INC	No	\$3,617,874
	18	MOUNTAIN RURAL COOP	No	\$1,432,980
	19	NPCR, Inc.	Yes	\$2,091,562
	20	North Central Communications	Yes	\$98,160
	21	PEOPLES RURAL COOP	No	\$4,185,117
	22	SALEM TEL CO	No	\$294,810
	23	SO CENTRAL BELL-KY	No	\$14,183,445
	24	SOUTH CENTRAL RURAL	No	\$8,918,070
	25	South Central Telcom LLC	Yes	\$6,068
	26	Southeast Telephone, Inc.	Yes	\$660,226
	27	THACKER/GRIGSBY TEL	No	\$1,405,323
	28	WEST KENTUCKY RURAL	No	\$9,376,410
	29	West Virginia PCS Alliance dba NTELOS	Yes	\$67,896
				<u>\$104,088,377</u>

Annual High-Cost Support by State and Study Area: 2008

State	Count	Study Area Name	CETC	Support
Louisiana	1	ALLTEL Communications, Inc.	Yes	\$11,756,683
	2	CAMERON TEL CO - LA	No	\$9,161,103
	3	CAMPTI-PLEASANT HILL	No	\$1,917,096
	4	CENTURY NORTH LA	No	\$2,984,742
	5	CENTURYTEL - EAST LA	No	\$885,090
	6	CENTURYTEL-CENTR LA	No	\$5,526,414
	7	CENTURYTEL-CHATHAM	No	\$1,537,608
	8	CENTURYTEL-EVANGELIN	No	\$12,530,028
	9	CENTURYTEL-NW LA	No	\$2,515,512
	10	CENTURYTEL-RINGGOLD	No	\$341,826
	11	CENTURYTEL-SE LA	No	\$2,093,871
	12	CENTURYTEL-SW LA	No	\$2,933,022
	13	Centennial Beauregard Cellular LLC	Yes	\$13,893,327
	14	Centennial Caldwell Cellular Corp.	Yes	\$1,396,712
	15	Centennial Hammond Cellular LLC	Yes	\$2,775,242
	16	Centennial Lafayette Communications LLC	Yes	\$1,268,004
	17	Centennial Morehouse Cellular LLC	Yes	\$141,300
	18	DELCAMBRE TEL CO	No	\$179,796
	19	EAST ASCENSION TEL	No	\$27,691,953
	20	ELIZABETH TEL CO	No	\$4,196,670
	21	KAPLAN TEL CO	No	\$2,380,223
	22	Kaplan Telephone Co. dba Pace Communications	Yes	\$1,413,013
	23	LAFOURCHE TEL CO	No	\$3,178,467
	24	LBH, LLC	Yes	\$50,669
	25	NORTHEAST LOUISIANA	No	\$925,170
	26	NPCR, Inc.	Yes	\$1,089,261
	27	New Cingular Wireless PCS, LLC	Yes	\$31,877,161
	28	RESERVE TEL CO	No	\$1,343,508
	29	SO CENTRAL BELL-LA	No	\$8,274,345
	30	STAR TEL CO	No	\$3,426,984
	31	Sprint Spectrum, LP	Yes	\$650,202
				<hr/> <hr/>
				\$160,335,002
Maine	1	CHINA TEL CO.	No	\$756,976
	2	COBBOSSEECONTEE TEL	No	\$180,825
	3	COMMUNITY SERVICE	No	\$1,218,984
	4	HAMPDEN TEL CO	No	\$560,370
	5	HARTLAND & ST ALBANS	No	\$257,994
	6	ISLAND TEL CO	No	\$337,542
	7	LINCOLNVILLE TEL CO	No	\$1,158,102
	8	MID MAINE TELECOM	No	\$1,139,262
	9	NORTHLAND TEL CO-ME	No	\$4,304,664
	10	OXFORD COUNTY TEL	No	\$1,108,878
	11	OXFORD WEST TEL CO	No	\$755,952
	12	PINE TREE TEL & TEL	No	\$672,168
	13	RCC Minnesota, Inc.	Yes	\$3,492,982
	14	SACO RIVER TEL & TEL	No	\$712,218
	15	SOMERSET TEL CO	No	\$1,396,986
	16	STANDISH TEL CO	No	\$2,001,336
	17	UNION RIVER TEL CO	No	\$1,126,188
	18	UNITY TEL CO., INC.	No	\$1,368,126
	19	United States Cellular Corporation	Yes	\$7,747,661
	20	VERIZON MAINE	No	\$1,533,750

Annual High-Cost Support by State and Study Area: 2008

State	Count	Study Area Name	CETC	Support
	21	WARREN TEL CO	No	\$267,753
	22	WEST PENOBSCOT TEL	No	\$350,802
				<u>\$32,449,519</u>
Maryland	1	ARMSTRONG TEL OF MD	No	\$1,726,338
	2	Budget Phone, Inc.	Yes	\$294
	3	VERIZON MARYLAND INC	No	\$2,345,400
				<u>\$4,072,032</u>
Massachusetts	1	GRANBY TEL & TEL -MA	No	\$253,026
	2	RICHMOND TEL CO	No	\$609,786
	3	VERIZON MASS.	No	\$1,502,346
				<u>\$2,365,158</u>
Michigan	1	ACE TEL OF MICHIGAN	No	\$2,018,931
	2	ALLENDALE TEL CO	No	\$442,140
	3	ALLTEL Communications, Inc.	Yes	\$15,052,389
	4	Allband Comm. Coop.	No	\$745,140
	5	American Cellular Corp. (MI)	Yes	\$693,074
	6	BARAGA TEL CO	No	\$858,450
	7	BARRY COUNTY TEL CO	No	\$695,190
	8	BLANCHARD TEL ASSN	No	\$287,079
	9	BLOOMINGDALE TEL CO	No	\$1,211,340
	10	CARR TEL CO	No	\$542,718
	11	CENTURY OF MICHIGAN	No	\$6,546,276
	12	CENTURY TEL. MIDWEST	No	\$5,320,011
	13	CENTURY-NORTHN MICH.	No	\$493,176
	14	CENTURYTEL-UPPER MI	No	\$2,795,850
	15	CHATHAM TEL CO - MI	No	\$615,657
	16	CHIPPEWA COUNTY TEL	No	(\$178,788)
	17	CLIMAX TEL CO	No	\$295,869
	18	COMM CORP OF MI	No	\$497,124
	19	Centennial Michigan RSA 6 Cellular Corp.	Yes	\$65,527
	20	Centennial Michigan RSA 7 Cellular Corp.	Yes	\$131,103
	21	DEERFIELD FARMERS	No	\$1,860,390
	22	DRENTHE TEL CO	No	\$151,956
	23	Dobson Cellular Systems, Inc. (MI)	Yes	\$5,036,712
	24	FARMERS DBA CHAPIN	No	\$209,553
	25	FRONTIER-MICHIGAN	No	\$208,500
	26	HIAWATHA TEL CO	No	\$2,213,466
	27	ISLAND TEL CO	No	\$243,082
	28	KALEVA TEL CO	No	\$631,800
	29	LENNON TEL CO	No	\$981,552
	30	MICHIGAN BELL TEL CO	No	\$0
	31	MIDWAY TEL CO	No	\$528,126
	32	Michiana Metronet, Inc. - MI	Yes	\$679,549
	33	NPI-Omnipoint Wireless, LLC	Yes	(\$1,737)
	34	OGDEN TEL CO	No	\$185,103
	35	ONTONAGON COUNTY TEL	No	\$734,997
	36	PENINSULA TEL CO -MI	No	\$184,596
	37	PIGEON TEL CO	No	\$1,472,080
	38	RFB Cellular, Inc.	Yes	(\$12,587)
	39	SAND CREEK TEL CO	No	\$187,476

Annual High-Cost Support by State and Study Area: 2008

State	Count	Study Area Name	CETC	Support
	40	SHIAWASSEE TEL CO	No	\$950,649
	41	SPRINGPORT TEL CO	No	\$706,188
	42	Sprint Spectrum L.P. (dba Sprint PCS)	Yes	\$327,812
	43	Thumb Cellular Limited Partnership	Yes	\$357,825
	44	UPPER PENINSULA TEL	No	\$4,979,040
	45	VERIZON N-MI(ALLTEL)	No	\$36,582
	46	VERIZON NORTH-MI	No	\$413,415
	47	WALDRON TEL CO	No	\$376,143
	48	WESTPHALIA TEL CO	No	\$266,802
	49	WINN TEL CO	No	\$532,053
	50	WOLVERINE TEL CO	No	\$427,100
				<u>\$63,996,479</u>
Minnesota	1	ACE TEL ASSN-MN	No	\$2,209,365
	2	ALBANY MUTUAL ASSN	No	\$499,698
	3	ARROWHEAD COMM CORP	No	\$209,883
	4	ARVIG TEL CO	No	\$2,233,895
	5	American Cellular Corporation (MN)	Yes	\$2,452,837
	6	BENTON COOP TEL CO	No	\$800,379
	7	BLACKDUCK TEL CO	No	\$874,359
	8	BLUE EARTH VALLEY	No	\$1,036,998
	9	BRIDGEWATER TEL CO	No	\$1,178,076
	10	CALLAWAY TEL CO	No	\$158,262
	11	CANNON VLY TELECOM	No	\$599,178
	12	CENTURYTEL-MINNESOTA	No	\$9,216,003
	13	CHRISTENSEN-MADELIA	No	\$228,366
	14	CITIZENS-FRONTIER-MN	No	\$606,309
	15	CITIZENS-FRONTIER-MN	No	\$15,459
	16	CITY OF BARNESVILLE	No	\$249,231
	17	CLARA CITY TEL EXCH	No	\$456,810
	18	CLEMENTS TEL CO	No	\$112,632
	19	CONSOLIDATED TEL CO	No	\$1,370,256
	20	CROSSLAKE TEL CO	No	\$235,479
	21	DELAVAN TEL CO	No	\$131,454
	22	DUNNELL TEL CO	No	\$149,520
	23	EAGLE VALLEY TEL CO	No	\$78,144
	24	EAST OTTER TAIL TEL	No	\$5,227,362
	25	EASTON TEL CO	No	\$122,184
	26	ECKLES TEL CO	No	\$1,508,982
	27	EMILY COOP TEL CO	No	\$652,164
	28	FARMERS MUTUAL TEL	No	\$492,180
	29	FEDERATED TEL COOP	No	\$866,388
	30	FEDERATED UTILITIES	No	\$234,390
	31	FELTON TEL CO. INC.	No	\$71,748
	32	FRONTIER-MINNESOTA	No	\$287,334
	33	GARDEN VALLEY TEL CO	No	\$3,699,702
	34	GARDONVILLE COOP TEL	No	\$691,665
	35	GRANADA TEL CO	No	\$49,194
	36	HALSTAD TEL CO	No	\$862,872
	37	HARMONY TEL CO	No	\$328,152
	38	HILLS TEL CO, INC	No	\$377,478
	39	HOME TEL CO - MN	No	\$457,281
	40	HUTCHINSON TEL CO	No	\$539,280

Annual High-Cost Support by State and Study Area: 2008

State	Count	Study Area Name	CETC	Support
	41	INTERSTATE TELECOMM.	No	\$511,014
	42	JOHNSON TEL CO	No	\$1,752,624
	43	KASSON & MANTORVILLE	No	\$803,349
	44	LAKEDALE TEL CO	No	\$698,670
	45	LISMORE COOP TEL CO	No	\$136,992
	46	LONSDALE TEL CO	No	\$1,370,250
	47	LORETEL SYSTEMS, INC	No	\$1,341,831
	48	LOWRY TEL CO, LLC	No	\$189,042
	49	MABEL COOP TEL - MN	No	\$303,744
	50	MANCHESTER-HARTLAND	No	\$264,717
	51	MANKATO-HICKORYTECH	No	\$1,935,786
	52	MELROSE TEL CO	No	\$1,043,712
	53	MID STATE DBA KMP	No	\$587,472
	54	MID STATE TEL CO	No	\$1,325,130
	55	MID-COMM-HICKORYTECH	No	\$1,918,968
	56	MIDWEST TEL CO	No	\$593,382
	57	MINNESOTA LAKE TEL	No	\$290,220
	58	MINNESOTA VALLEY TEL	No	\$341,460
	59	Midwest Wireless Communications, LLC	Yes	\$23,321,476
	60	NEW ULM TELECOM, INC	No	\$619,134
	61	NORTHERN TEL CO - MN	No	\$46,182
	62	OSAKIS TEL CO	No	\$235,221
	63	PARK REGION MUTUAL	No	\$984,432
	64	PAUL BUNYAN RURAL	No	\$4,971,474
	65	PEOPLES TEL CO - MN	No	\$942,552
	66	PINE ISLAND TEL CO	No	\$406,980
	67	QWEST CORP-MN	No	\$0
	68	RCC Minnesota	Yes	\$21,237,746
	69	REDWOOD COUNTY TEL	No	\$1,331,070
	70	ROTHSAY TEL CO, INC	No	\$160,767
	71	RUNESTONE TEL ASSN	No	\$1,231,221
	72	SACRED HEART TEL CO	No	\$156,978
	73	SCOTT RICE -INTEGRA	No	\$1,306,248
	74	SHERBURNE CTY RURAL	No	\$5,077,683
	75	SLEEPY EYE TEL CO	No	\$442,950
	76	SPRING GROVE COOP	No	\$307,974
	77	STARBUCK TEL CO	No	\$223,368
	78	TWIN VALLEY-ULEN TEL	No	\$1,415,550
	79	UPSALA COOP TEL ASSN	No	\$191,988
	80	UTC OF MINNESOTA	No	\$1,248,660
	81	VALLEY TEL CO - MN	No	\$390,168
	82	WEST CENTRAL TEL	No	\$3,064,245
	83	WESTERN TEL CO	No	\$446,730
	84	WIKSTROM TEL CO, INC	No	\$2,394,897
	85	WILDERNESS VALLEY	No	\$53,658
	86	WINNEBAGO COOP ASSN	No	\$487,374
	87	WINSTED TEL CO	No	\$289,788
	88	WINTHROP TEL CO	No	\$177,705
	89	WOLVERTON TEL CO	No	\$102,924
	90	WOODSTOCK TEL CO	No	\$505,365
	91	Western Wireless	Yes	\$2,957,394
	92	Wireless Alliance, LLC	Yes	\$12,106
	93	ZUMBROTA TEL CO	No	\$242,352
				<u>\$133,963,672</u>

Annual High-Cost Support by State and Study Area: 2008

State	Count	Study Area Name	CETC	Support
Mississippi	1	ALLTEL Communications, Inc.	Yes	\$14,600,536
	2	ALLTEL MISSISSIPPI	No	\$1,468,767
	3	BAY SPRINGS TEL CO	No	\$6,528,093
	4	BRUCE TEL CO - MS	No	\$1,397,748
	5	CALHOUN CITY TEL CO	No	\$577,140
	6	CENTURYTEL - N. MISS	No	\$8,618,850
	7	Cellular South License, Inc.	Yes	\$65,649,510
	8	Centennial Cellular Tri-State Operating Partnership - MS	Yes	\$1,241,066
	9	Centennial Clairborne Cellular Corp.	Yes	\$2,048,009
	10	CommuniGroup of Jackson, Inc.	Yes	\$110,129
	11	DECATUR TEL CO -MS	No	\$198,666
	12	DELTA TEL CO	No	\$1,989,281
	13	Dialog Telecommunications, Inc.	Yes	\$80,180
	14	DixieNet Communications	Yes	\$539,760
	15	FRANKLIN TEL CO - MS	No	\$6,175,330
	16	FRONTIER-MISSISSIPPI	No	\$791,379
	17	FULTON TEL CO	No	\$1,399,188
	18	GEORGETOWN TEL CO	No	\$903,300
	19	Gulfpines Communications	Yes	\$24,005
	20	LAKESIDE TEL. CO.	No	\$692,028
	21	MOUND BAYOU TEL & CO	No	\$477,462
	22	MYRTLE TEL CO	No	\$208,980
	23	Megagate Broadband, Inc.	Yes	\$115,239
	24	NOXAPATER TEL CO	No	\$854,084
	25	NPCR, Inc.	Yes	\$742,827
	26	New Cingular Wireless PCS, LLC	Yes	\$68,221,535
	27	RCC Minnesota, Inc.	Yes	\$3,548,850
	28	SLEDGE TEL CO	No	\$822,804
	29	SMITHVILLE TEL CO	No	\$156,792
	30	SO CENTRAL BELL-MS	No	\$92,435,585
	31	SOUTHEAST MS TEL CO	No	\$1,913,640
	32	Sprint Spectrum, LP	Yes	\$4,402,145
	33	Telepak Networks, Inc.	Yes	\$99,422
	34	WS Telecom, Inc.	Yes	\$93,458
				<hr/> <hr/>
				\$289,125,788
Missouri	1	ALLTEL MISSOURI	No	\$3,176,448
	2	ALMA COMM. CO.	No	\$653,682
	3	BPS Tel. Co.	No	\$1,255,638
	4	CENTURYTEL-MO BELLE	No	\$1,094,320
	5	CENTURYTEL-MO CEN	No	\$713,571
	6	CENTURYTEL-MO SOUTH	No	\$968,849
	7	CENTURYTEL-MO SW	No	\$2,471,463
	8	CHARITON VALLEY TEL	No	\$7,258,872
	9	CHOCTAW TELEPHONE CO	No	\$178,707
	10	CITIZENS TEL CO - MO	No	\$2,052,174
	11	CRAW-KAN TEL COOP-MO	No	\$955,302
	12	Cass County Tel. Co.	No	(\$384)
	13	ELLINGTON TEL CO	No	\$1,609,036
	14	FARBER TEL CO	No	\$100,452
	15	FIDELITY TEL CO	No	\$2,842,320
	16	FairPoint Com. Inc.	No	\$3,942,818
	17	Fidelity Communications Services I Inc	Yes	\$11,568

Annual High-Cost Support by State and Study Area: 2008

State	Count	Study Area Name	CETC	Support
	18	GOODMAN TEL CO	No	\$1,763,316
	19	GRANBY TEL CO - MO	No	\$1,850,706
	20	GRAND RIVER MUT-MO	No	\$6,376,083
	21	GREEN HILLS TEL CORP	No	\$3,565,236
	22	Green Hills Area Cellular	Yes	\$26,588
	23	HOLWAY TEL CO	No	\$286,950
	24	IAMO TEL CO - MO	No	\$497,046
	25	KINGDOM TELEPHONE CO	No	\$1,888,068
	26	KLM TEL CO	No	\$526,062
	27	LATHROP TEL COMPANY	No	\$219,528
	28	LE-RU TELEPHONE CO	No	\$2,044,971
	29	MARK TWAIN RURAL TEL	No	\$2,715,912
	30	MCDONALD COUNTY TEL	No	\$2,903,238
	31	MID-MISSOURI TEL CO	No	\$3,116,190
	32	MILLER TEL CO - MO	No	\$590,124
	33	MOKAN DIAL INC-MO	No	\$358,212
	34	Mark Twain Communications, Co.	Yes	\$201,186
	35	Missouri RSA No. 5 Partnership	Yes	\$2,505,447
	36	NE MISSOURI RURAL	No	\$5,008,848
	37	NEW FLORENCE TEL CO	No	\$689,004
	38	NEW LONDON TEL CO	No	\$182,400
	39	Northwest Missouri Cellular	Yes	\$2,037,479
	40	ORCHARD FARM TEL CO	No	\$90,198
	41	OREGON FARMERS MUT	No	\$893,154
	42	Ozark Tel. Co.	No	\$1,477,512
	43	PEACE VALLEY TEL CO	No	\$213,000
	44	ROCK PORT TEL CO	No	\$489,768
	45	SENECA TEL CO	No	\$2,054,820
	46	SOUTHWESTERN BELL-MO	No	\$0
	47	SPECTRA COMM. GROUP	No	\$13,348,782
	48	STEELVILLE TEL EXCH	No	\$4,188,603
	49	STOUTLAND TEL CO	No	\$763,536
	50	UTC OF MISSOURI	No	\$4,766,178
	51	United States Cellular Corporation	Yes	\$13,607,276
				<u>\$110,530,257</u>
Montana	1	3 Rivers Telephone Cooperative, Inc.	Yes	\$169,506
	2	3-RIVERS TEL COOP	No	\$5,795,133
	3	BLACKFOOT TEL COOP	No	\$5,002,386
	4	CENTRAL MONTANA	No	\$5,007,150
	5	CENTURYTEL-MONTANA	No	\$4,189,248
	6	CITIZENS-FRONTIER-MT	No	\$939,009
	7	CLARK FORK TELECOM	No	\$4,185,456
	8	Cable & Communications Corporation	Yes	\$995,230
	9	HOT SPRINGS TEL CO	No	\$684,540
	10	INTERBEL TEL COOP	No	\$2,974,535
	11	LINCOLN TEL CO INC	No	\$422,076
	12	MID-RIVERS TEL COOP	No	\$5,184,306
	13	MTPCS, LLC d/b/a Chinook Wireless	Yes	\$1,701,278
	14	Mid-Rivers Tel. Coop.	Yes	\$1,194,960
	15	NEMONT TEL COOP-MT	No	\$4,889,226
	16	NORTHERN TEL COOP	No	\$1,815,753
	17	PROJECT TEL CO	No	\$3,338,676
	18	QWEST CORP-MT	No	\$13,730,406

Annual High-Cost Support by State and Study Area: 2008

State	Count	Study Area Name	CETC	Support
	19	RANGE TEL COOP-MT	No	\$1,630,458
	20	RONAN TEL CO	No	\$550,476
	21	Range Telephone Cooperative, Inc.	Yes	\$255,600
	22	SOUTHERN MONTANA TEL	No	\$1,176,642
	23	Sagebrush Cellular, Inc.	Yes	\$4,761,287
	24	TRIANGLE TEL COOP	No	\$4,850,939
	25	Western Wireless - MT	Yes	\$3,872,925
				<hr/> <hr/>
				\$79,317,201
Nebraska	1	ALLTEL NEBRASKA, INC	No	\$2,386,179
	2	ARAPAHOE TEL CO	No	\$1,457,250
	3	ARLINGTON TEL CO	No	\$586,848
	4	Allo Communications, LLC	Yes	\$110,296
	5	Alltel Communications of Nebraska, Inc.	Yes	\$47,805,263
	6	BENKELMAN TEL CO	No	\$1,680,708
	7	BLAIR TEL CO	No	\$2,098,260
	8	Budget Phone, Inc.	Yes	\$0
	9	CAMBRIDGE TEL CO -NE	No	\$679,362
	10	CITIZENS-FRONTIER-NE	No	\$299,574
	11	CLARKS TEL CO	No	\$684,192
	12	CONSOLIDATED TEL CO	No	\$1,459,812
	13	CONSOLIDATED TELCO	No	\$695,910
	14	CONSOLIDATED TELECOM	No	\$469,236
	15	COZAD TEL CO	No	\$1,704,636
	16	CURTIS TEL CO	No	\$1,056,084
	17	DALTON TEL CO, INC	No	\$2,278,392
	18	DILLER TEL CO	No	\$1,027,998
	19	EASTERN NEBRASKA TEL	No	\$694,488
	20	ELSIE COMM., INC.	No	\$834,699
	21	GLENWOOD TEL MEMBER	No	\$3,813,609
	22	GREAT PLAINS COMMUN	No	\$4,716,282
	23	HAMILTON TEL CO	No	\$1,787,184
	24	HARTINGTON TEL CO	No	\$698,844
	25	HARTMAN TEL EXCH INC	No	\$1,146,204
	26	HEMINGFORD COOP TEL	No	\$1,705,905
	27	HENDERSON CO-OP TEL	No	\$566,142
	28	HERSHEY COOP TEL CO	No	\$260,538
	29	HOOPER TEL CO	No	\$347,490
	30	HunTel Cablevision dba HunTel Communications	Yes	\$88,388
	31	K & M TEL CO, INC	No	\$321,744
	32	KEYSTONE-ARTHUR TEL	No	\$746,769
	33	Mobius Communications Company, Hemingford	Yes	\$56,661
	34	NEBRASKA CENTRAL TEL	No	\$1,856,088
	35	NORTHEAST NEBRASKA	No	\$2,412,912
	36	Nebraska Tech. & Telecommunications, Inc.	Yes	\$1,157,431
	37	North East Colorado Cellular, Inc.	Yes	\$4,657,342
	38	OrbitCom Inc.	Yes	\$33,619
	39	PIERCE TEL CO	No	\$329,424
	40	PLAINVIEW TEL CO	No	\$1,363,623
	41	Pinpoint Communications, Inc.	Yes	\$25,557
	42	QWEST CORP-NE	No	\$4,644,936
	43	ROCK COUNTY TEL CO	No	\$383,502
	44	SE NEBRASKA TEL CO	No	\$1,484,550
	45	SODTOWN TEL CO	No	\$65,160

Annual High-Cost Support by State and Study Area: 2008

State	Count	Study Area Name	CETC	Support
	46	STANTON TELECOM INC.	No	\$1,457,718
	47	THREE RIVER TELCO	No	\$941,778
	48	Three River Communications, LLC	Yes	\$98,833
	49	USCOC of Nebraska/Kansas LLC dba U.S. Cellular	Yes	\$5,487,077
	50	UTC OF THE WEST-NE	No	\$1,819,281
	51	WAUNETA TEL CO	No	\$1,205,118
				<u>\$113,688,896</u>
Nevada	1	BEEHIVE TEL CO - NV	No	\$703,452
	2	CC Cellular d/b/a CC Communications	Yes	\$1,949,271
	3	CENDEL OF NV	No	\$1,532,730
	4	CENTURY-GEM STATE-NV	No	\$32,052
	5	CHURCHILL-CC COMM.	No	\$4,009,206
	6	CITIZENS-FRONTIER-NV	No	\$1,192,998
	7	CITIZENS-FRONTIER-NV	No	\$265,794
	8	FILER MUTUAL TEL -NV	No	\$111,366
	9	HUMBOLDT TEL CO	No	\$2,054,370
	10	LINCOLN CTY TEL SYS	No	\$1,023,150
	11	MOAPA VALLEY TEL CO.	No	\$854,130
	12	NEVADA BELL	No	\$3,569,364
	13	RIO VIRGIN TEL CO	No	\$777,306
	14	RURAL TEL CO - NV	No	\$1,175,832
	15	VERIZON CALIF-NV	No	\$3,677,217
	16	Western Wireless	Yes	\$4,894,762
				<u>\$27,823,000</u>
New Hampshire	1	BRETTON WOODS TEL CO	No	\$362,118
	2	DIXVILLE TEL CO	No	\$154,920
	3	DUNBARTON TEL CO	No	\$271,797
	4	GRANITE STATE TEL	No	\$2,260,404
	5	KEARSARGE TEL CO	No	\$874,416
	6	MCTA, INC.	No	\$1,260,318
	7	MERRIMACK COUNTY TEL	No	\$1,001,622
	8	RCC Minnesota, Inc.	Yes	\$200,964
	9	UNION TEL CO	No	\$1,045,842
	10	United States Cellular Corporation	Yes	\$80,224
	11	VERIZON NEWHAMPSHIRE	No	\$732,219
	12	WILTON TEL CO - NH	No	\$416,772
				<u>\$8,661,616</u>
New Jersey	1	UNITED TEL - NJ, INC	No	\$253,191
	2	VERIZON NEW JERSEY	No	\$0
	3	WARWICK VALLEY-NJ	No	\$764,640
				<u>\$1,017,831</u>
New Mexico	1	BACA VALLEY TEL CO	No	\$2,033,076
	2	CENTURYTEL SW-NM	No	\$2,860,587
	3	DELL TEL CO-OP - NM	No	\$1,149,882
	4	ENMR TEL COOP INC-NM	No	\$2,087,274
	5	LA JICARITA RURAL	No	\$2,236,515
	6	LEACO RURAL TEL COOP	No	\$5,083,482
	7	Leaco Rural Telephone Coop., Inc.	Yes	\$45,208
	8	MESCALERO APACHE	No	\$3,292,206
	9	NAVAJO-NM-FRONTIER	No	\$784,131

Annual High-Cost Support by State and Study Area: 2008

State	Count	Study Area Name	CETC	Support
	10	New Mexico RSA 2	Yes	\$1,785,280
	11	New Mexico RSA 4-East Limited Partnership	Yes	\$1,993,155
	12	New Mexico RSA 6-II (Plateau Telecommunications)	Yes	\$539,093
	13	PENASCO VALLEY TEL	No	\$5,721,543
	14	QWEST CORP-NM	No	\$2,908,464
	15	ROOSEVELT CNTY RURAL	No	\$1,554,036
	16	Sacred Winds Comm	No	\$3,843,882
	17	Smith Bagley	Yes	\$3,593,816
	18	Sprint Spectrum, LP	Yes	\$2,709,775
	19	Tularosa Basin Tel.	No	\$3,923,121
	20	VALLEY TEL COOP - NM	No	\$3,012,336
	21	VALOR-NM#1	No	\$632,691
	22	VALOR-NM#2	No	\$2,877,738
	23	WESTERN NEW MEXICO	No	\$5,994,822
	24	Western Wireless	Yes	\$4,561,990
				<hr/> <hr/>
				\$65,224,103
New York	1	ALLTEL NY-FULTON	No	\$1,948,530
	2	ALLTEL NY-JAMESTOWN	No	\$1,353,636
	3	ALLTEL NY-RED JACKET	No	\$87,180
	4	ARMSTRONG TEL CO-NY	No	\$1,677,618
	5	AT&T Communications Of N.Y. Inc.	Yes	\$285,662
	6	BERKSHIRE TEL CORP	No	\$604,932
	7	CASSADAGA TEL CORP	No	\$217,728
	8	CHAMPLAIN TEL CO	No	\$1,128,927
	9	CHAUTAUQUA & ERIE	No	\$1,271,166
	10	CHAZY & WESTPORT	No	\$633,588
	11	CITIZENS HAMMOND NY	No	\$1,232,136
	12	CITIZENS-FRONTIER-NY	No	\$3,910,164
	13	CITIZENS-FRONTIER-NY	No	\$1,317,096
	14	CITIZENS-FRONTIER-NY	No	\$1,841,931
	15	CROWN POINT TEL CORP	No	\$869,874
	16	DELHI TEL CO	No	\$809,799
	17	DEPOSIT TEL CO	No	\$794,088
	18	DUNKIRK & FREDONIA	No	\$820,992
	19	EDWARDS TEL CO	No	\$544,068
	20	EMPIRE TEL CORP	No	\$807,708
	21	FISHERS ISLAND TEL	No	\$261,204
	22	FRONTIER COMM OF NY	No	\$4,347
	23	FRONTIER-AUSABLE VAL	No	\$657,111
	24	FRONTIER-ROCHESTER	No	\$0
	25	FRONTIER-SENECA GORH	No	\$395,718
	26	FRONTIER-SYLVAN LAKE	No	\$1,190,535
	27	GERMANTOWN TEL CO	No	\$701,991
	28	HANCOCK TEL CO	No	\$713,136
	29	MARGARETVILLE TEL CO	No	\$290,880
	30	MIDDLEBURGH TEL CO	No	\$575,478
	31	NEWPORT TEL CO	No	\$367,740
	32	NICHOLVILLE TEL CO	No	\$756,180
	33	NPCR, Inc.	Yes	\$866,959
	34	New York RSA 2 Cellular Partnership	Yes	\$307,355
	35	OGDEN TEL DBA FRNTER	No	\$272,128
	36	ONEIDA COUNTY RURAL	No	\$716,046
	37	ONTARIO TEL CO, INC.	No	\$519,213

Annual High-Cost Support by State and Study Area: 2008

State	Count	Study Area Name	CETC	Support
	38	ORISKANY FALLS TEL	No	\$16,278
	39	PATTERSONVILLE TEL	No	\$320,022
	40	PORT BYRON TEL CO	No	\$551,886
	41	PrimeLink, Inc.	Yes	\$2,295
	42	STATE TEL CO	No	\$732,462
	43	Sprint Spectrum, LP	Yes	\$978,894
	44	St. Lawrence Seaway Cellular Partnership	Yes	\$395,593
	45	TACONIC TEL CORP	No	\$2,344,974
	46	TOWNSHIP TEL CO	No	\$1,121,599
	47	TRUMANSBURG TEL CO.	No	\$1,084,515
	48	VERIZON NEW YORK	No	\$6,442,353
	49	VERNON TEL CO	No	\$305,736
	50	Verizon Business Global LLC	Yes	\$98,811
	51	WARWICK VALLEY-NY	No	\$2,505,870
				<u>\$47,654,132</u>
North Carolina	1	ALLTEL CAROLINA-NO	No	\$4,377,492
	2	ALLTEL Communications, Inc.	Yes	\$4,184,168
	3	ATLANTIC MEMBERSHIP	No	\$2,583,798
	4	BARNARDSVILLE TEL CO	No	\$434,416
	5	CAROLINA TEL & TEL	No	\$7,556,679
	6	CENDEL OF NC	No	\$1,495,059
	7	CITIZENS TEL CO	No	\$6,116,259
	8	CONCORD TEL CO	No	\$6,452,538
	9	Carolina West Wireless, Inc.	Yes	\$2,054,319
	10	ELLERBE TEL CO	No	\$215,502
	11	LEXCOM TELEPHONE CO.	No	\$6,571,260
	12	MEBTEL, INC.	No	\$1,232,562
	13	N.ST. dba N. ST.COMM	No	\$3,458,226
	14	PIEDMONT MEMBERSHIP	No	\$451,704
	15	PINEVILLE TEL CO	No	\$264,522
	16	RANDOLPH MEMBERSHIP	No	\$1,104,798
	17	RANDOLPH TEL CO	No	\$422,718
	18	SALUDA MOUNTAIN TEL	No	\$503,381
	19	SERVICE TEL CO	No	\$254,124
	20	SKYLINE MEMBERSHIP	No	\$2,161,344
	21	SOUTHERN BELL-NC	No	\$4,236,840
	22	STAR MEMBERSHIP CORP	No	\$3,310,002
	23	SURRY MEMBERSHIP	No	\$1,044,240
	24	Sprint Spectrum, LP	Yes	\$2,259,307
	25	TRI COUNTY TEL MEMBR	No	\$553,944
	26	Triton PCS Operating Company (NC)	Yes	\$89,205
	27	United States Cellular Corporation	Yes	\$1,367,453
	28	VERIZON S-NC(CONTEL)	No	\$4,609,857
	29	VERIZON SOUTH-NC	No	\$3,417,750
	30	WILKES MEMBERSHIP	No	\$3,684,450
	31	YADKIN VALLEY TEL	No	\$1,800,660
				<u>\$78,268,577</u>
North Dakota	1	ABSARAKA COOP TEL CO	No	\$42,630
	2	BEK COMM. COOP.	No	\$5,369,343
	3	Badlands Cellular of ND LP	Yes	\$4,442,418
	4	Bismark MSA LP	Yes	\$2,223,253
	5	CITIZENS-FRONTIER-ND	No	\$0

Annual High-Cost Support by State and Study Area: 2008

State	Count	Study Area Name	CETC	Support
	6	CONSOLIDATED TELCOM	No	\$5,306,535
	7	DAKOTA CENTRAL COOP	No	\$2,835,339
	8	DICKEY RURAL COOP	No	\$4,182,414
	9	GRIGGS COUNTY TEL CO	No	\$565,926
	10	HTC Services, Inc.	Yes	\$29,739
	11	INTER-COMMUNITY TEL	No	\$1,384,005
	12	MIDSTATE COMM.	No	\$467,760
	13	MIDSTATE TEL CO	No	\$1,284,798
	14	MOORE & LIBERTY TEL	No	\$315,990
	15	Midcontinent Communications	Yes	\$24,586
	16	NEMONT TEL COOP - ND	No	\$435,270
	17	NOONAN FARMERS TEL	No	\$0
	18	NORTH DAKOTA TEL CO	No	\$4,530,546
	19	NORTHWEST COMM COOP	No	\$1,946,373
	20	North Central RSA 2 of North Dakota LP	Yes	\$1,500,127
	21	North Dakota 5 - Kidder LP	Yes	\$2,865,010
	22	North Dakota Network Company	Yes	\$2,565,157
	23	North Dakota RSA 3 LP	Yes	\$4,705,327
	24	Northwest Dakota Cellular of North Dakota LP	Yes	\$5,746,939
	25	POLAR COMM MUT AID	No	\$1,962,558
	26	POLAR TELECOMM.	No	\$672,186
	27	Polar Telcom, Inc.	Yes	\$0
	28	QWEST CORP-ND	No	\$398,796
	29	RED RIVER RURAL TEL	No	\$1,584,750
	30	RESERVATION TEL COOP	No	\$4,052,988
	31	SRT COMMUNICATIONS	No	\$4,349,566
	32	Sagebrush Cellular, Inc.	Yes	\$11,091
	33	UNITED TEL MUTUAL	No	\$1,879,032
	34	W. RIVER TELECOM.	No	\$3,288,288
	35	WOLVERTON TEL CO	No	\$180,666
	36	Western Wireless	Yes	\$22,355,563
				<u>\$93,504,969</u>
Northern Mariana Islands	1	Guam Cellular and Paging, Inc.	Yes	\$320,727
	2	MICRONESIAN TELECOMM	No	\$275,520
	3	PTI Pacifica, Inc.	Yes	\$125,307
				<u>\$721,554</u>
Ohio	1	ALLTEL OHIO INC.	No	\$1,996,908
	2	ARCADIA TEL CO	No	\$163,950
	3	AYERSVILLE TEL CO	No	\$245,298
	4	BASCOM MUTUAL TEL CO	No	\$221,070
	5	BENTON RIDGE TEL CO	No	\$417,708
	6	BUCKLAND TEL. CO.	No	\$161,952
	7	CENTURYTEL OF OHIO	No	\$390,546
	8	CINCINNATI BELL-OH	No	\$0
	9	COLUMBUS GROVE TEL	No	\$182,910
	10	CONNEAUT TEL CO	No	\$2,298,954
	11	CONTINENTAL OF OHIO	No	\$332,349
	12	DOYLESTOWN TEL CO	No	\$316,044
	13	FARMERS MUTUAL TEL	No	\$129,078
	14	FORT JENNINGS TEL CO	No	\$166,746
	15	FRONTIER-MI-OH	No	\$7,872
	16	GERMANTOWN INDEPEND	No	\$1,418,424

Annual High-Cost Support by State and Study Area: 2008

State	Count	Study Area Name	CETC	Support
	17	GLANDORF TEL CO	No	\$165,858
	18	KALIDA TEL CO	No	\$192,480
	19	LITTLE MIAMI COMM.	No	\$443,979
	20	MCCLURE TEL CO	No	\$1,124,334
	21	MIDDLE POINT HOME	No	\$175,488
	22	MINFORD TEL CO	No	\$481,842
	23	OAKWOOD TEL CO	No	\$206,670
	24	OHIO BELL TEL CO	No	\$0
	25	ORWELL TEL CO	No	\$780,108
	26	OTTOVILLE MUTUAL	No	\$261,756
	27	PATTERSONVILLE TEL	No	\$184,014
	28	RIDGEVILLE TEL CO	No	\$216,756
	29	SHERWOOD MUTUAL TEL	No	\$181,500
	30	SYCAMORE TEL CO	No	\$436,872
	31	TELEPHONE SERVICE	No	\$551,166
	32	THE ARTHUR MUTUAL	No	\$237,792
	33	THE CHAMPAIGN TEL CO	No	\$682,614
	34	THE CHILLICOTHE TEL	No	\$11,121,681
	35	THE NEW KNOXVILLE	No	\$192,228
	36	THE NOVA TEL CO	No	\$734,568
	37	UTC OF OHIO	No	\$5,007,282
	38	VANLUE TEL CO	No	\$165,858
	39	VAUGHNSVILLE TEL CO	No	\$121,350
	40	VERIZON NORTH-OH	No	\$6,104,412
	41	WABASH MUTUAL TEL CO	No	\$147,372
	42	WESTERN RESERVE TEL	No	\$1,605,522
				<u>\$39,973,311</u>
Oklahoma	1	ALLTEL OKLAHOMA INC	No	\$5,240,808
	2	ATLAS TEL CO	No	\$1,210,416
	3	American Cellular Corporation	Yes	\$741,510
	4	BEGGS TEL CO	No	\$238,371
	5	BIXBY TEL CO	No	\$5,256,017
	6	Budget Phone, Inc.	Yes	\$1,409
	7	CANADIAN VALLEY TEL	No	\$1,120,677
	8	CARNEGIE TEL CO INC	No	\$825,132
	9	CENTRAL OKLAHOMA TEL	No	\$2,772,402
	10	CHEROKEE TEL CO	No	\$1,470,079
	11	CHICKASAW TEL CO	No	\$10,127,397
	12	CHOUTEAU TEL CO	No	\$932,895
	13	CIMARRON TEL CO	No	\$6,987,774
	14	CROSS TEL CO	No	\$8,529,921
	15	Cellular Network Partnership	Yes	\$6,726,922
	16	Cox Oklahoma Telcom,LLC dba Cox Business Services	Yes	\$161,040
	17	Cross Valliant Cellular Partnership	Yes	\$111,565
	18	Cross Wireless LLC dba Sprocket Wireless LLC	Yes	\$101,229
	19	DOBSON TEL CO	No	\$4,996,311
	20	Dobson Cellular Systems, Inc.	Yes	\$8,926,145
	21	Epic Touch Co.	Yes	\$125,799
	22	GRAND TEL CO INC	No	\$3,276,336
	23	HINTON TEL CO	No	\$2,148,372
	24	KANOKLA TEL ASSN-OK	No	\$2,487,345
	25	LAVACA TEL CO-OK	No	\$225,372
	26	MCCLOUD TEL CO	No	\$6,369,669

Annual High-Cost Support by State and Study Area: 2008

State	Count	Study Area Name	CETC	Support
	27	MEDICINE PARK TEL CO	No	\$703,072
	28	MID-AMERICA TEL INC	No	\$870,786
	29	OKLAHOMA ALLTEL, INC	No	\$3,691,881
	30	OKLAHOMA COMM SYSTEM	No	\$2,198,556
	31	OKLAHOMA TEL & TEL	No	\$1,941,918
	32	OKLAHOMA WESTERN TEL	No	\$1,467,084
	33	Oklahoma Western Telephone Co., DBA Oklahoma Western Cellular	Yes	\$63,912
	34	PANHANDLE TEL COOP	No	\$7,917,402
	35	PINE TELEPHONE CO	No	\$1,833,450
	36	PIONEER TEL COOP INC	No	\$7,332,209
	37	POTTAWATOMIE TEL CO	No	\$4,443,690
	38	Panhandle Telecommunications Systems, Inc.	Yes	\$3,936,312
	39	Pine Cellular Phones, Inc.	Yes	\$1,923,099
	40	S. CENTRAL TEL - OK	No	\$1,708,206
	41	SALINA-SPAVINAW TEL	No	\$2,248,776
	42	SANTA ROSA TEL COOP	No	\$365,280
	43	SHIDLER TEL CO	No	\$1,848,372
	44	SOUTHWESTERN BELL-OK	No	\$676,803
	45	SW OKLAHOMA TEL CO	No	\$223,101
	46	Sage Telecom, Inc.	Yes	\$429
	47	TERRAL TEL CO	No	\$1,685,103
	48	TOTAH TELEPHONE CO	No	\$1,633,086
	49	United States Cellular Corporation	Yes	\$9,218,647
	50	VALLIANT TEL CO	No	\$855,597
	51	VALOR-OK	No	\$4,711,746
	52	Vantage Telecom, LLC dba Newroads Telecom	Yes	\$1,114
	53	WYANDOTTE TEL CO	No	\$325,119
				<hr/> <hr/>
				\$144,935,663
Oregon	1	ASOTIN TEL - OR	No	\$56,664
	2	BEAVER CREEK COOP	No	\$1,571,439
	3	CANBY TEL ASSN	No	\$1,275,648
	4	CASCADE UTIL INC	No	\$1,880,637
	5	CENTURYTEL-EA OREGON	No	\$14,953,902
	6	CITIZENS-FRONTIER-OR	No	\$841,950
	7	CLEAR CREEK MUTUAL	No	\$1,092,186
	8	COLTON TEL CO	No	\$1,117,836
	9	Cingular Wireless (OR)	Yes	\$8,189,904
	10	EAGLE TEL SYSTEMS	No	\$682,314
	11	Eagle Telephone Systems, Inc. dba Snake River PCS	Yes	\$905,177
	12	Edge Wireless	Yes	\$1,578,697
	13	GERVAIS TELEPHONE CO	No	\$530,052
	14	HELIX TEL CO.	No	\$502,599
	15	HOME TELEPHONE CO	No	\$121,050
	16	MALHEUR HOME TEL CO	No	\$892,929
	17	MIDVALE TEL EXCH -OR	No	\$201,669
	18	MOLALLA TEL CO.	No	\$3,153,834
	19	MONITOR COOP TEL	No	\$736,692
	20	MONROE TELEPHONE CO.	No	\$1,225,650
	21	MT. ANGEL TEL CO.	No	\$242,715
	22	NEHALEM TEL & TEL	No	\$795,582
	23	NORTH STATE TEL CO.	No	\$715,356
	24	OREGON TEL CORP	No	\$1,686,264
	25	OREGON-IDAHO UTIL.	No	\$1,723,284

Annual High-Cost Support by State and Study Area: 2008

State	Count	Study Area Name	CETC	Support
	26	PEOPLES TEL CO. - OR	No	\$640,536
	27	PINE TEL SYSTEM INC.	No	\$2,411,634
	28	PIONEER TEL COOP	No	\$4,627,938
	29	QWEST CORP-OR	No	\$2,404,605
	30	RCC Minnesota, Inc.	Yes	\$4,531,609
	31	ROOME TELECOMM INC	No	\$497,334
	32	SCIO MUTUAL TEL ASSN	No	\$1,924,290
	33	ST PAUL COOP ASSN	No	\$176,928
	34	STAYTON COOP TEL CO	No	\$1,678,926
	35	TRANS-CASCADES TEL	No	\$265,740
	36	UTC OF THE NW - OR	No	\$1,290,396
	37	United States Cellular Corporation	Yes	\$8,821,513
	38	VERIZON N'WEST-OR	No	\$7,885,086
	39	Wantel, Inc. d/b/a ComspanUSA	Yes	\$124,421
				<hr/> <hr/>
				\$83,954,986
 Pennsylvania	1	ALLTEL PENNSYLVANIA	No	\$1,631,196
	2	ARMSTRONG TEL CO-PA	No	\$1,307,994
	3	ARMSTRONG TEL NORTH	No	\$205,500
	4	BUFFALO VALLEY TEL	No	\$927,852
	5	CITIZENS - KECKSBURG	No	\$575,958
	6	COMMONWEALTH TEL ENT	No	\$13,092,528
	7	D&E Systems, Inc.	Yes	\$5,534
	8	DENVER & EPHRATA	No	\$1,719,558
	9	FRONTIER-BREEZEWOOD	No	\$189,612
	10	FRONTIER-CANTON	No	\$129,411
	11	FRONTIER-LAKEWOOD	No	\$50,988
	12	FRONTIER-OSWAYO RIVR	No	\$219,882
	13	FRONTIER-PA	No	\$563,616
	14	HICKORY TEL CO	No	\$185,778
	15	IRONTON TEL CO	No	\$482,406
	16	LACKAWAXEN TEL CO	No	\$381,396
	17	LAUREL HIGHLAND TEL	No	\$542,304
	18	MAHANNOY & MAHANTONGO	No	\$292,443
	19	MARIANNA - SCENERY	No	\$539,118
	20	NORTH EASTERN PA TEL	No	\$1,094,436
	21	NORTH PENN TEL CO	No	\$1,760,995
	22	NORTH PITTSBURGH TEL	No	\$2,305,662
	23	NPCR, Inc.	Yes	\$1,427,058
	24	PALMERTON TEL CO	No	\$773,520
	25	PENNSYLVANIA TEL CO	No	\$216,234
	26	PYMATUNING IND TEL	No	\$347,592
	27	SOUTH CANAAN TEL CO	No	\$492,783
	28	SUGAR VALLEY TEL CO	No	\$266,307
	29	THE BENTLEYVILLE TEL	No	\$213,762
	30	THE CONESTOGA TEL	No	\$1,906,860
	31	UTC OF PENNSYLVANIA	No	\$4,887,003
	32	VENUS TEL CORP	No	\$245,127
	33	VERIZON N-PA(CONTEL)	No	\$1,906,887
	34	VERIZON N-PA(QUAKER)	No	\$1,804,182
	35	VERIZON NORTH-PA	No	\$3,046,941
	36	VERIZON PENNSYLVANIA	No	\$8,247,546
	37	Verizon Business Global LLC	Yes	\$97,931

Annual High-Cost Support by State and Study Area: 2008

State	Count	Study Area Name	CETC	Support
	38	WEST SIDE TEL CO-PA	No	\$42,156
	39	YUKON - WALTZ TEL CO	No	\$209,076
				<u>\$54,335,132</u>
Puerto Rico	1	Centennial Puerto Rico Operations Corp.	Yes	\$30,792,219
	2	Cingular Wireless	Yes	\$43,693,535
	3	P R T C - CENTRAL	No	\$11,091,018
	4	PR Wireless	Yes	\$4,663,827
	5	PUERTO RICO TEL CO	No	\$48,466,362
	6	Puerto Rico Telephone Company d/b/a Verizon Wireless Puerto Rico	Yes	\$38,785,266
	7	Sprint Spectrum, LP	Yes	\$14,493,959
	8	SunCom Wireless Puerto Rico Operating Co. LLC	Yes	\$23,341,548
	9	WorldNet Telecommunications, Inc.	Yes	\$280,873
				<u>\$215,608,607</u>
Rhode Island	1	VERIZON RHODE ISLAND	No	\$31,182
				<u>\$31,182</u>
South Carolina	1	ALLTEL SO CAROLINA	No	\$1,822,950
	2	BLUFFTON TEL. CO.	No	\$6,167,454
	3	CHESNEE TEL CO	No	\$528,342
	4	CHESTER TEL CO - SC	No	\$1,424,718
	5	FARMERS TEL COOP	No	\$20,224,560
	6	FORT MILL TEL CO	No	\$3,420,039
	7	FTC Communications, Inc.	Yes	\$4,804,883
	8	HARGRAY TEL CO	No	\$2,936,874
	9	HOME TEL CO	No	\$4,111,230
	10	HORRY TEL COOP	No	\$5,756,982
	11	Hargray Wireless LLC	Yes	\$1,743,632
	12	LANCASTER TEL CO	No	\$1,598,796
	13	LOCKHART TEL CO INC	No	\$152,628
	14	MCCLELLANVILLE TEL	No	\$722,664
	15	NORWAY TEL CO	No	\$205,398
	16	PALMETTO RURAL COOP	No	\$1,068,792
	17	PBT TELECOM, INC.	No	\$4,721,895
	18	PIEDMONT RURAL COOP	No	\$9,092,448
	19	RIDGEWAY TEL CO	No	\$378,462
	20	ROCK HILL TEL CO	No	\$2,469,468
	21	SANDHILL TEL COOP	No	\$1,234,128
	22	SOUTHERN BELL-SC	No	\$4,039,605
	23	ST STEPHEN TEL CO	No	\$924,146
	24	UTC OF THE CAROLINAS	No	\$1,201,443
	25	VERIZON S-SC(CONTEL)	No	\$1,629,078
	26	VERIZON SOUTH-SC	No	\$4,169,883
	27	WEST CAROLINA RURAL	No	\$5,094,141
	28	WILLISTON TEL CO	No	\$827,490
				<u>\$92,472,129</u>
South Dakota	1	ALLIANCE-BALTIC	No	\$718,536
	2	ALLIANCE-SPLITROCK	No	\$1,508,058
	3	ARMOUR INDEPENDENT	No	\$501,450
	4	BERESFORD MUNICIPAL	No	\$200,700
	5	Black Hills FiberCom,LLC	Yes	\$120,295

Annual High-Cost Support by State and Study Area: 2008

State	Count	Study Area Name	CETC	Support
	6	Brookings Municipal Utilities d/b/a Swiftel Communications	Yes	\$598,177
	7	CHEYENNE RIVER SIOUX	No	\$1,794,098
	8	CITY OF BROOKINGS	No	\$636,696
	9	CITY OF FAITH MUNIC	No	\$154,806
	10	GOLDEN WEST TELECOMM	No	\$9,752,937
	11	HILLS TEL CO, INC.	No	\$120,396
	12	INTERSTATE TELECOMM.	No	\$3,447,540
	13	JAMES VALLEY COOP	No	\$1,615,200
	14	JEFFERSON TEL CO -SD	No	\$536,856
	15	James Valley Wireless, LLC	Yes	\$42,424
	16	KADOKA TELEPHONE CO	No	\$181,416
	17	KENNEBEC TEL CO	No	\$1,659,144
	18	MCCOOK COOP TEL CO	No	\$837,264
	19	MIDSTATE COMM., INC.	No	\$3,042,810
	20	MT RUSHMORE TEL	No	\$1,266,126
	21	Midcontinent Communications	Yes	\$133,788
	22	Midstate Telecom, Inc.	Yes	\$13,648
	23	PRAIRIEWAVE COMM TEL	No	\$821,106
	24	QWEST CORP-SD	No	\$1,346,193
	25	RCC Minnesota, Inc.	Yes	\$1,166,396
	26	ROBERTS COUNTY COOP	No	\$1,556,423
	27	SANTEL COMM. COOP.	No	\$3,353,590
	28	SIOUX VALLEY TEL. CO	No	\$744,702
	29	SSTelecom, Inc.	Yes	\$5,840
	30	STOCKHOLM-STRANDBURG	No	\$402,336
	31	TRI-COUNTY TELCOM	No	\$264,858
	32	UNION TEL CO.	No	\$322,515
	33	VALLEY TELECOMM.	No	\$2,749,368
	34	VENTURE COMM. COOP	No	\$5,167,410
	35	VIVIAN TELEPHONE CO	No	\$9,307,443
	36	WEST RIVER COOP	No	\$3,635,319
	37	WEST RIVER(MOBRIDGE)	No	\$338,088
	38	WESTERN TEL CO.	No	\$405,780
	39	Western Wireless	Yes	\$31,262,135
	40	Western Wireless (Pine Ridge Reservation)	Yes	\$3,487,830
	41	Wireless Alliance, LLC	Yes	\$26,491
				<hr/> <hr/>
				\$95,246,188
Tennessee	1	ARDMORE TEL CO	No	\$1,122,150
	2	Advantage Cellular Systems, Inc.	Yes	\$287,458
	3	BEN LOMAND RURAL	No	\$1,972,239
	4	BLED SOE TEL COOP	No	\$1,187,172
	5	Ben Lomand Communications, Inc.	Yes	\$23,112
	6	Budget Phone, Inc.	Yes	\$1,269
	7	CENTURY-CLAIBORNE	No	\$2,380,812
	8	CENTURYTEL-ADAMSVILL	No	\$2,493,540
	9	CENTURYTEL-OOLTEWAH	No	\$2,209,935
	10	CITIZENS-FRONTIER-TN	No	\$325,776
	11	CONCORD TEL EXCHANGE	No	\$3,969,150
	12	CROCKETT TEL CO	No	\$861,867
	13	CTZENS-FRNTR-VOL ST	No	\$653,898
	14	Cinergy Communications Company	Yes	\$87,342
	15	DEKALB TEL COOP	No	\$2,371,920

Annual High-Cost Support by State and Study Area: 2008

State	Count	Study Area Name	CETC	Support
	16	HIGHLAND TEL COOP-TN	No	\$1,573,572
	17	HUMPHREY'S COUNTY	No	\$208,894
	18	LORETTO TEL CO	No	\$1,137,630
	19	MILLINGTON TEL CO	No	\$1,914,744
	20	NORTH CENTRAL COOP	No	\$3,535,875
	21	NPCR, Inc.	Yes	\$41,016
	22	PEOPLES TEL CO	No	\$2,302,716
	23	SO. CENTRAL BELL -TN	No	\$6,570,156
	24	Sprint Spectrum, LP	Yes	\$320,372
	25	TELLICO TEL CO	No	\$857,325
	26	TENNESSEE TEL CO	No	\$3,079,734
	27	TWIN LAKES TEL COOP	No	\$5,255,562
	28	UNITED INTER-MT-TN	No	\$1,560,237
	29	UTC OF TN	No	\$5,616,066
	30	United States Cellular Telephone Co. (Greater Knoxville) LP	Yes	\$344,087
	31	WEST TENNESSEE TEL	No	\$971,700
	32	West Kentucky Rural	No	\$658,094
	33	YORKVILLE TEL COOP	No	(\$74,439)
				<hr/> <hr/> \$55,820,981
 Texas	1	ALENCO COMMUNICATION	No	\$3,592,284
	2	Alltel Communications, Inc.	Yes	\$2,002,745
	3	BIG BEND TEL CO INC	No	\$17,668,422
	4	BLOSSOM TEL CO	No	\$445,641
	5	BORDER TO BORDER	No	\$1,883,082
	6	BRAZORIA TEL CO	No	\$4,183,014
	7	BRAZOS TEL COOP INC	No	\$1,054,788
	8	CAMERON TEL CO TEXAS	No	\$954,318
	9	CAP ROCK TEL COOP	No	\$1,837,287
	10	CENTEL OF TEXAS	No	\$2,006,751
	11	CENTRAL TEXAS CO-OP	No	\$7,532,793
	12	CENTURYTEL-LK DALLAS	No	\$1,724,136
	13	CENTURYTEL-PORT ARAN	No	\$655,554
	14	CENTURYTEL-SAN MARCO	No	\$2,624,007
	15	CGKC&H #1 L. P. Five Star Wireless	Yes	\$404,170
	16	CGKC&H #2 Rural Limited Partnership dba West Central Wireless dba Right Wireless	Yes	\$496,631
	17	COLEMAN COUNTY CO-OP	No	\$2,332,944
	18	COLORADO VALLEY TEL	No	\$3,842,352
	19	COMANCHE COUNTY TEL	No	\$1,537,470
	20	COMMUNITY TEL CO	No	\$951,999
	21	CT Cube LP	Yes	\$602,281
	22	CUMBY TEL COOP INC	No	\$614,391
	23	Caprock Cellular Limited Partnership	Yes	\$708,047
	24	Cedar Valley Communications, Inc.	Yes	\$0
	25	Cumby Tel Coop Inc	Yes	\$181,712
	26	Cutter Communications Inc dba GCEC Technologies	Yes	\$23,217
	27	DELL TEL. CO-OP - TX	No	\$3,013,064
	28	DialToneServices, L.P.	Yes	\$1,744,017
	29	Dobson Cellular Systems, Inc. (TX)	Yes	\$2,254,509
	30	EASTEX TEL COOP INC	No	\$9,328,785
	31	ELECTRA TELEPHONE CO	No	\$1,034,148
	32	ENMR TEL COOP-TX	No	\$15,714
	33	ETEX TEL COOP INC	No	\$7,096,278

Annual High-Cost Support by State and Study Area: 2008

State	Count	Study Area Name	CETC	Support
	34	ETS TEL. CO., INC.	No	\$5,430,986
	35	Etex Communications, LP dba Etex Wireless	Yes	\$2,477,823
	36	FEC Communications LLP	Yes	\$0
	37	FIVE AREA TEL CO-OP	No	\$1,717,074
	38	FORT BEND TEL CO	No	\$6,062,340
	39	GANADO TELEPHONE CO	No	\$2,334,588
	40	GTE SW VERIZON-TX	No	\$17,134,209
	41	GTE-SW VERIZON-TX	No	\$3,042,408
	42	GUADALUPE VALLEY TEL	No	\$13,878,135
	43	Grande Communications Networks, Inc.	Yes	\$399,952
	44	HILL COUNTRY CO-OP	No	\$5,907,525
	45	INDUSTRY TEL CO	No	\$1,986,018
	46	KERRVILLE TEL CO	No	\$1,048,296
	47	LA WARD TEL EXCHANGE	No	\$1,493,688
	48	LAKE LIVINGSTON TEL	No	\$1,713,300
	49	LIPAN TEL CO	No	\$1,983,750
	50	LIVINGSTON TEL CO	No	\$650,526
	51	MID-PLAINS RURAL TEL	No	\$1,427,091
	52	MUENSTER DBA NORTEX	No	\$2,216,286
	53	Mid-Tex Cellular Ltd.	Yes	\$985,311
	54	NORTH TEXAS TEL. CO.	No	\$275,808
	55	Nortex Telcom L.L.C.	Yes	\$0
	56	PEOPLES TEL COOP -TX	No	\$7,345,620
	57	POKA-LAMBRO TEL COOP	No	\$1,465,920
	58	Panhandle Telecommunication Systems, Inc.	Yes	\$24,557
	59	People Wireless Services	Yes	\$705,475
	60	Plateau Telecommunications, Inc. (Texas RSA 3 Limited Partnership)	Yes	\$1,089,801
	61	RIVIERA TEL CO INC	No	\$3,497,700
	62	SANTA ROSA TEL COOP	No	\$2,272,329
	63	SOUTH PLAINS TEL	No	\$1,858,203
	64	SOUTHWEST TEXAS TEL	No	\$3,852,762
	65	SOUTHWESTERN BELL-TX	No	\$0
	66	SUGAR LAND TEL CO	No	\$1,601,778
	67	Santa Rosa Tel Coop	Yes	\$45,236
	68	Sprint Spectrum, LP	Yes	\$5,886,482
	69	TATUM TEL CO	No	\$526,338
	70	TAYLOR TEL CO-OP INC	No	\$2,335,320
	71	TEXAS-ALLTEL, INC.	No	\$2,025,120
	72	TXU COMMUNICATIONS	No	\$11,458,350
	73	Texas RSA 1 Limited Partnership dba XIT Wireless	Yes	\$1,135,104
	74	Texas RSA 8 South Limited Partnership dba Westex Wireless	Yes	\$285,397
	75	UTC OF TEXAS INC	No	\$22,247,553
	76	VALLEY TEL CO-OP -TX	No	\$9,100,002
	77	VALOR-TX	No	\$2,436,963
	78	VTX Telecom, LP	Yes	\$2,518
	79	W. T. Services, Inc.	Yes	\$17,027
	80	WES-TEX TEL CO-OP	No	\$2,098,683
	81	WEST TEXAS RURAL TEL	No	\$2,464,998
	82	Western Wireless	Yes	\$14,764,359
	83	XIT RURAL TEL CO-OP	No	\$2,414,922
	84	XIT Telecommunication and Technology, Inc.	Yes	\$39,675
	85	iBroadband Networks, Inc. d/b/a Cedar Valley Communications	Yes	\$174,647
				<u>\$259,684,504</u>

Annual High-Cost Support by State and Study Area: 2008

State	Count	Study Area Name	CETC	Support
Utah	1	ALL WEST COMM-UT	No	\$1,816,620
	2	BEAR LAKE COMM	No	\$614,340
	3	BEEHIVE TEL CO - UT	No	\$4,062,240
	4	CENTRAL UTAH TEL INC	No	\$1,240,185
	5	CITIZENS-FRONTIER-UT	No	\$1,428,882
	6	Direct Comm Cedar	No	\$908,698
	7	EMRY dba EMRY TELCOM	No	\$1,638,288
	8	GUNNISON TEL CO	No	\$282,366
	9	MANTI TEL CO	No	\$297,066
	10	NAVAJO-UT-FRONTIER	No	\$242,958
	11	QWEST CORP-UT	No	\$1,068,918
	12	SKYLINE TELECOM	No	\$677,766
	13	SOUTH CENTRAL UTAH	No	\$3,299,382
	14	Smith Bagley, Inc.	Yes	\$220,648
	15	Sprint Spectrum, LP	Yes	\$143,475
	16	UINTAHBASIN DBA UBTA	No	\$2,505,585
				<u>\$20,447,417</u>
Vermont	1	FRANKLIN TEL CO - VT	No	\$228,312
	2	LUDLOW TEL CO	No	\$384,618
	3	NORTHFIELD TEL CO	No	\$452,184
	4	Northland Tel. Co-VT	No	\$2,003,018
	5	PERKINSVILLE TEL CO	No	\$49,746
	6	RCC Atlantic, Inc.	Yes	\$6,371,548
	7	SHOREHAM TEL CO INC.	No	\$1,049,394
	8	TOPSHAM TEL CO	No	\$1,307,628
	9	VERIZON VERMONT	No	\$8,253,168
	10	VERMONT TEL. CO-VT	No	\$4,430,065
	11	WAITSFIELD/FAYSTON	No	\$4,554,388
				<u>\$29,084,069</u>
Virgin Islands	1	Centennial USVI Operations Corporation	Yes	\$1,392,055
	2	VITELCO-INNOVATIVE	No	\$19,736,700
				<u>\$21,128,755</u>
Virginia	1	ALLTEL Communications, Inc.	Yes	\$3,620,551
	2	AMELIA TEL CORP	No	\$1,027,563
	3	BUGGS ISLAND COOP	No	\$756,012
	4	BURKE'S GARDEN TEL	No	\$113,568
	5	CENTEL OF VIRGINIA	No	\$8,424,348
	6	CITIZENS TEL COOP	No	\$1,501,605
	7	Cingular Wireless (VA)	Yes	\$769,650
	8	HIGHLAND TEL COOP	No	\$483,828
	9	Highland Cellular, Inc.	Yes	\$205,062
	10	MT GROVE-WILLIAMSVIL	No	\$694,260
	11	NEW CASTLE TEL. CO.	No	\$392,112
	12	NEW HOPE TEL CO - VA	No	\$200,094
	13	NORTH RIVER TEL COOP	No	\$211,188
	14	NPCR, Inc.	Yes	\$434,791
	15	NTELOS, INC.	No	\$1,884,450
	16	PEMBROKE TEL COOP	No	\$435,006
	17	PEOPLES MUTUAL TEL	No	\$1,471,389

Annual High-Cost Support by State and Study Area: 2008

State	Count	Study Area Name	CETC	Support
	18	ROANOKE & BOTETOURT	No	\$2,088,000
	19	SCOTT COUNTY COOP	No	\$1,597,668
	20	SHENANDOAH TEL CO	No	\$2,254,626
	21	Sprint Spectrum, LP	Yes	\$6,330,535
	22	UNITED INTER-MT-VA	No	\$1,030,905
	23	United States Cellular Corporation	Yes	\$928,013
	24	VERIZON S-VA(CONTEL)	No	\$23,324,241
	25	VERIZON SOUTH-VA	No	\$925,119
	26	VERIZON VIRGINIA INC	No	\$10,111,632
	27	VIRGINIA TEL CO	No	\$556,284
	28	Virginia Cellular LLC	Yes	\$1,762,294
	29	Virginia PCS Alliance, LC dba NTELOS	Yes	\$1,052,305
				<u>\$74,587,099</u>
Washington	1	ASOTIN TEL - WA	No	\$534,234
	2	Beaver Creek Tel Co.	No	\$454,524
	3	CENTURYTEL-COWICHE	No	\$191,388
	4	CENTURYTEL-WASHINGTO	No	\$23,247,648
	5	Cingular Wireless, LLC d/b/a AT&T Wireless (WA)	Yes	(\$3,856,129)
	6	ELLENSBURG TEL CO	No	\$2,648,763
	7	Eastern Sub-RSA Limited Partnership	Yes	\$892,538
	8	HAT ISLAND TEL CO	No	\$18,696
	9	HOOD CANAL TEL CO	No	\$660,864
	10	INLAND TEL CO -WA	No	\$2,245,380
	11	KALAMA TEL CO	No	\$1,197,504
	12	LEWIS RIVER TEL CO	No	\$444,342
	13	M&L Ent dba Skyline	No	\$95,418
	14	MASHELL TELECOM INC	No	\$1,654,704
	15	MCDANIEL TEL CO	No	\$754,695
	16	PEND OREILLE TEL.	No	\$762,417
	17	PIONEER TEL CO	No	\$1,032,942
	18	QWEST CORP-WA	No	\$2,441,310
	19	RCC Minnesota, Inc.	Yes	\$3,820,606
	20	ST JOHN TEL CO	No	\$531,948
	21	Sprint Spectrum, LP	Yes	\$4,367,765
	22	TENINO TELEPHONE CO	No	\$1,865,790
	23	TOLEDO TELEPHONE CO	No	\$2,481,204
	24	UTC OF THE NW-WA	No	\$1,601,736
	25	United States Cellular Corporation	Yes	\$5,328,470
	26	VERIZON N'WEST-WA	No	\$7,622,802
	27	VERIZON N'WEST-WA	No	\$2,837,697
	28	WESTERN WAHAKIACUM	No	\$2,107,278
	29	WHIDBEY TEL CO.	No	\$4,146,660
	30	Washington RSA No. 8 Limited Partnership	Yes	\$2,109,677
	31	Westgate Communicati	No	\$188,382
	32	YCOM NETWORKS, INC.	No	\$2,610,768
				<u>\$77,042,021</u>
West Virginia	1	ALLTEL Communications, Inc.	Yes	\$2,803,214
	2	ARMSTRONG OF WV	No	\$826,323
	3	ARMSTRONG TEL. CO.	No	\$2,442,390
	4	American Cellular Corporation	Yes	\$778,133
	5	CITIZENS-FRONTIER-WV	No	\$5,356,308

Annual High-Cost Support by State and Study Area: 2008

State	Count	Study Area Name	CETC	Support
	6	CITIZENS-FRONTIER-WV	No	\$3,242,817
	7	CITIZENS-FRONTIER-WV	No	\$4,381,632
	8	Easterbrooke Cellular Corporation	Yes	\$1,868,900
	9	FiberNet, LLC	Yes	\$953,360
	10	Gateway Telecom LLC, dba Stratus Wave Communications	Yes	\$14,063
	11	HARDY TELECOM	No	\$1,793,430
	12	Hardy Telecommunications, Inc.	Yes	\$104,094
	13	Highland Cellular, Inc.	Yes	\$2,288,330
	14	Key Communications, LLC	Yes	\$0
	15	SPRUCE KNOB SENECA	No	\$705,792
	16	Sprint Spectrum, LP	Yes	\$1,655,530
	17	U.S. Cellular (Hardy Cellular Telephone Co.)	Yes	\$5,789,241
	18	VERIZON W VA INC.	No	\$28,027,053
	19	WAR ACQ. DBA WAR TEL	No	\$363,387
	20	WEST SIDE TEL-WV	No	\$975,153
	21	West Virginia PCS Alliance	Yes	\$955,488
				<hr/> <hr/>
				\$65,324,638
Wisconsin	1	ALLTEL Communications, Inc.	Yes	\$19,843,743
	2	AMERY TELCOM, INC.	No	\$806,130
	3	AMHERST TEL CO	No	\$601,374
	4	Airadigm Communications Inc.	Yes	\$152,179
	5	American Cellular Corp. (WI)	Yes	\$7,382,394
	6	BADGER TELECOM, INC.	No	\$1,244,319
	7	BALDWIN TELECOM	No	\$574,062
	8	BAYLAND TEL CO	No	\$311,199
	9	BELMONT TEL CO	No	\$179,598
	10	BERGEN TEL CO	No	\$153,690
	11	BLACK EARTH TEL CO	No	\$250,770
	12	BLOOMER TEL CO	No	\$489,489
	13	BONDUEL TEL CO	No	\$222,537
	14	BRUCE TEL CO, INC	No	\$265,368
	15	BURLINGTON B&W	No	\$563,502
	16	Bayland Communications, Inc.	Yes	\$9,628
	17	Brown County MSA Cellular Ltd. Partnership	Yes	\$884,160
	18	CENTRAL STATE TEL CO	No	\$1,804,287
	19	CENTURYTEL-CENTRL WI	No	\$3,004,182
	20	CENTURYTEL-FAIRWATER	No	\$85,242
	21	CENTURYTEL-FORESTVIL	No	\$763,080
	22	CENTURYTEL-MW-KENDAL	No	\$499,674
	23	CENTURYTEL-MW-WI	No	\$2,371,146
	24	CENTURYTEL-MW-WI	No	\$107,790
	25	CENTURYTEL-MW-WI	No	\$384,150
	26	CENTURYTEL-MW-WI	No	\$92,310
	27	CENTURYTEL-MW-WI	No	\$1,064,175
	28	CENTURYTEL-MW-WI/NW	No	\$2,845,506
	29	CENTURYTEL-SO WI	No	\$219,372
	30	CENTURYTEL-WISCONSIN	No	(\$276,054)
	31	CHEQUAMEGON COM COOP	No	\$2,316,012
	32	CHIBARDUN TEL COOP	No	\$2,101,377
	33	CITIZENS TEL COOP-WI	No	\$1,287,606
	34	CLEAR LAKE TEL CO-WI	No	\$253,122
	35	COCHRANE COOP TEL CO	No	\$600,684

Annual High-Cost Support by State and Study Area: 2008

State	Count	Study Area Name	CETC	Support
	36	COON VALLEY FARMERS	No	\$533,658
	37	CTC Telcom, Inc.	Yes	\$563,186
	38	CUBA CITY EXCHANGE	No	\$256,485
	39	CenturyTel-Larsen-Re	No	\$289,782
	40	CenturyTel-Monroe	No	\$314,718
	41	CenturyTel-NW WI	No	\$5,418,558
	42	CenturyTel-North WI	No	\$3,169,272
	43	Chequamegon Telecommunications Company, Inc.	Yes	\$72,590
	44	DICKEYVILLE TEL CORP	No	\$273,939
	45	EASTCOAST TELECOM	No	\$846,258
	46	FARMERS INDEPENDENT	No	\$663,312
	47	FARMERS TEL CO - WI	No	\$955,785
	48	FRONTIER OF VIROQUA	No	\$426,696
	49	FRONTIER-MONDOVI	No	\$43,992
	50	FRONTIER-ST. CROIX	No	\$666,924
	51	FRONTIER-WISCONSIN	No	\$350,604
	52	GRANTLAND TELECOM	No	\$719,346
	53	HAGER TELECOM INC.	No	\$389,838
	54	HILLSBORO TEL CO	No	\$269,073
	55	INDIANHEAD TEL CO	No	\$365,640
	56	LA VALLE TEL COOP	No	\$766,500
	57	LAKEFIELD TEL CO	No	\$301,122
	58	LEMONWEIR VALLEY TEL	No	\$513,804
	59	LUCK TEL CO	No	\$438,321
	60	MANAWA TEL CO	No	\$373,917
	61	MARQUETTE-ADAMS COOP	No	\$1,504,794
	62	MID-PLAINS TEL CO	No	\$2,103,810
	63	MIDWAY TEL CO	No	\$410,658
	64	MILLTOWN MUTUAL TEL	No	\$533,709
	65	MOSINEE TEL CO	No	\$478,800
	66	MOUNT HOREB TEL CO	No	\$1,634,412
	67	MT VERNON TEL CO	No	\$3,374,181
	68	Metro Southwest PCS, LLP	Yes	(\$955)
	69	Midwest Wireless Wisconsin, LLC	Yes	\$5,006,718
	70	NELSON TEL COOP	No	\$1,304,364
	71	NIAGARA TEL CO	No	\$903,510
	72	NORTHEAST TEL CO	No	\$931,404
	73	NPCR, Inc.	Yes	\$189,533
	74	Nsighttel Wireless, LLC	Yes	\$268,534
	75	PRICE COUNTY TEL CO	No	\$400,134
	76	RHINELANDER-FRONTIER	No	\$286,284
	77	RHINELANDER-FRONTIER	No	\$44,958
	78	RHINELANDER-FRONTIER	No	\$201,387
	79	RHINELANDER-FRONTIER	No	\$112,368
	80	RICHLAND-GRANT COOP	No	\$1,927,437
	81	RIVERSIDE TELECOM	No	\$368,493
	82	SCANDINAVIA TEL CO	No	\$376,350
	83	SE TEL OF WISCONSIN	No	\$645,240
	84	SHARON TEL CO	No	\$400,200
	85	SIREN TEL CO, INC	No	\$293,628
	86	SOMERSET TEL CO	No	\$406,158
	87	SPRING VALLEY TEL CO	No	\$578,031
	88	STATE LONG DISTANCE	No	\$766,254
	89	STOCKBRIDGE & SHERWD	No	\$447,066

Annual High-Cost Support by State and Study Area: 2008

State	Count	Study Area Name	CETC	Support
	90	TELEPHONE USA OF WI	No	\$4,956,630
	91	TENNEY TEL CO	No	\$236,940
	92	TRI-COUNTY TEL COOP	No	\$1,073,028
	93	UNION TEL CO	No	\$751,248
	94	UTELCO, INC	No	\$903,864
	95	United States Cellular Corporation	Yes	\$23,443,806
	96	VERIZON NORTH-WI	No	\$0
	97	VERNON TEL COOP	No	\$1,272,531
	98	W. WISCONSIN TELCOM	No	\$4,195,131
	99	WAUNAKEE TEL CO	No	\$661,944
	100	WISCONSIN BELL	No	\$0
	101	WITTENBERG TEL CO	No	\$289,680
	102	WOOD COUNTY TEL CO	No	\$4,255,134
	103	Wausau Cellular Telephone Company, LP	Yes	\$356,818
	104	Wisconsin RSA #10 Limited Partnership	Yes	\$956,711
	105	Wisconsin RSA #3 Limited Partnership	Yes	\$243,860
	106	Wisconsin RSA #4 Limited Partnership	Yes	\$4,421,158
				<u>\$146,357,066</u>
Wyoming	1	ALL WEST COMM.-WY	No	\$124,812
	2	Advanced Communications Technology, Inc.	Yes	\$36,256
	3	CENTURYTEL OF WY.	No	\$1,041,063
	4	CHUGWATER TEL CO	No	\$405,474
	5	DUBOIS TEL EXCHANGE	No	\$2,361,153
	6	QWEST CORP-WY	No	\$11,330,655
	7	RANGE TEL COOP - WY	No	\$7,803,717
	8	SILVER STAR TEL-WY	No	\$3,012,300
	9	Silver Star Tel - WY	Yes	\$36,040
	10	TRI COUNTY TEL ASSN	No	\$8,133,895
	11	UNION TELEPHONE CO	No	\$4,053,212
	12	UTC OF THE WEST-WY	No	\$1,159,395
	13	Union Telephone Co. dba Union Cellular	Yes	\$6,359,272
	14	WWC Holding Co., dba Cellular One	Yes	\$2,305,653
	15	Western Wireless	Yes	\$10,551,167
				<u>\$58,714,064</u>

Annual High-Cost Disbursements and ETC Counts by State: 2007

State	Incumbent ETC		Competitive ETC		Total 2007	
	Study Area Count	Support	Study Area Count	Support	Study Area Count	Support
Alabama	28	\$93,093,344	11	\$18,365,298	39	\$111,458,642
Alaska	25	\$95,194,282	9	\$66,161,432	34	\$161,355,714
American Samoa	1	\$816,102	2	\$2,553,509	3	\$3,369,611
Arizona	18	\$59,034,178	3	\$11,884,381	21	\$70,918,559
Arkansas	28	\$98,642,551	3	\$27,651,365	31	\$126,293,916
California	22	\$99,767,547	2	\$870,705	24	\$100,638,252
Colorado	28	\$72,781,738	3	\$9,268,952	31	\$82,050,690
Connecticut	2	\$1,263,537	0	\$0	2	\$1,263,537
Delaware	1	\$245,499	0	\$0	1	\$245,499
District of Columbia	1	\$0	0	\$0	1	\$0
Florida	12	\$65,072,139	5	\$17,236,119	17	\$82,308,258
Georgia	36	\$105,218,576	4	\$7,417,812	40	\$112,636,388
Guam	1	\$5,242,225	3	\$5,549,527	4	\$10,791,752
Hawaii	2	\$23,867,511	2	\$27,996,831	4	\$51,864,342
Idaho	20	\$50,115,124	3	\$3,954,116	23	\$54,069,240
Illinois	57	\$65,657,210	5	\$1,609,922	62	\$67,267,132
Indiana	42	\$64,040,347	11	\$7,694,046	53	\$71,734,393
Iowa	155	\$70,971,064	70	\$55,137,635	225	\$126,108,699
Kansas	39	\$139,567,869	10	\$82,909,264	49	\$222,477,133
Kentucky	19	\$71,232,367	9	\$25,698,635	28	\$96,931,002
Louisiana	20	\$95,552,060	12	\$67,578,602	32	\$163,130,662
Maine	20	\$23,392,490	2	\$13,174,069	22	\$36,566,559
Maryland	2	\$4,207,563	1	(\$864)	3	\$4,206,699
Massachusetts	3	\$2,298,540	0	\$0	3	\$2,298,540
Michigan	40	\$45,290,362	9	\$21,950,882	49	\$67,241,244
Minnesota	88	\$84,231,183	5	\$48,213,284	93	\$132,444,467
Mississippi	19	\$136,683,008	15	\$146,720,624	34	\$283,403,632
Missouri	45	\$89,755,040	6	\$8,480,338	51	\$98,235,378
Montana	18	\$65,543,844	6	\$11,738,340	24	\$77,282,184
Nebraska	40	\$56,355,342	11	\$49,822,741	51	\$106,178,083
Nevada	14	\$23,152,413	2	\$6,481,387	16	\$29,633,800
New Hampshire	10	\$9,170,310	1	\$194,627	11	\$9,364,937
New Jersey	3	\$1,664,085	0	\$0	3	\$1,664,085
New Mexico	17	\$53,490,885	6	\$13,897,229	23	\$67,388,114
New York	44	\$46,766,342	5	\$5,775,696	49	\$52,542,038
North Carolina	26	\$66,785,647	3	\$11,086,129	29	\$77,871,776
North Dakota	24	\$45,228,630	11	\$39,542,295	35	\$84,770,925
Northern Mariana Isl	1	\$610,212	2	\$1,020,014	3	\$1,630,226
Ohio	42	\$46,205,427	0	\$0	42	\$46,205,427
Oklahoma	39	\$105,330,890	15	\$23,854,244	54	\$129,185,134
Oregon	33	\$61,211,740	6	\$19,758,142	39	\$80,969,882
Pennsylvania	36	\$53,842,322	3	\$1,709,548	39	\$55,551,870
Puerto Rico	2	\$33,453,363	6	\$101,572,557	8	\$135,025,920
Rhode Island	1	\$30,948	0	\$0	1	\$30,948
South Carolina	26	\$74,186,073	0	\$0	26	\$74,186,073
South Dakota	31	\$57,400,494	10	\$35,697,821	41	\$93,098,315
Tennessee	26	\$50,724,426	5	\$1,570,229	31	\$52,294,655
Texas	58	\$214,894,263	23	\$30,841,115	81	\$245,735,378
Utah	14	\$24,126,111	3	\$328,140	17	\$24,454,251
Vermont	10	\$25,401,891	1	\$6,005,955	11	\$31,407,846
Virgin Islands	1	\$25,684,859	0	\$0	1	\$25,684,859
Virginia	21	\$62,906,979	6	\$16,642,219	27	\$79,549,198
Washington	26	\$60,563,925	6	\$36,940,945	32	\$97,504,870
West Virginia	10	\$52,607,667	10	\$10,737,227	20	\$63,344,894
Wisconsin	90	\$86,328,328	16	\$55,524,659	106	\$141,852,987
Wyoming	10	\$41,329,586	5	\$19,684,846	15	\$61,014,432
	1,447	\$3,108,230,458	367	\$1,178,502,589	1,814	\$4,286,733,047

Annual High-Cost Support by State and Study Area: 2007

State	Count	Study Area Name	CETC	Support
Alabama	1	ALLTEL ALABAMA	No	\$3,366,522
	2	ALLTEL Communications, Inc.	Yes	\$6,330,637
	3	BLOUNTSVILLE TEL CO	No	\$1,327,830
	4	BRINDLEE MOUNTAIN	No	\$1,242,312
	5	BUTLER TEL CO	No	\$1,824,581
	6	Budget Phone, Inc.	Yes	\$13,709
	7	CASTLEBERRY TEL CO	No	\$267,294
	8	CENTURYTEL-AL-NORTH	No	\$10,180,579
	9	CENTURYTEL-AL-SOUTH	No	\$7,878,734
	10	Cellular South Licenses, Inc. (Alabama)	Yes	\$277,810
	11	Corr Wireless Communications, LLC	Yes	\$4,189,991
	12	FARMERS TEL COOP -AL	No	\$3,267,222
	13	FRONTIER COMM-SOUTH	No	\$1,097,865
	14	FRONTIER COMM.-AL	No	\$752,832
	15	FRONTIER-LAMAR CNTY	No	\$548,088
	16	Farmers Cellular Telephone, Inc.	Yes	\$7,153
	17	GRACEBA TOTAL COMM	No	\$1,716,018
	18	GULF TEL CO - AL	No	\$3,226,866
	19	HAYNEVILLE TEL CO	No	\$509,808
	20	HOPPER TELECOMM. CO.	No	\$3,297,741
	21	Hayneville Fiber Transport, Inc.	Yes	\$70,729
	22	MILLRY TEL CO	No	\$1,087,740
	23	MON-CRE TEL COOP	No	\$2,087,142
	24	MOUNDEVILLE TEL CO	No	\$1,063,365
	25	NATIONAL OF ALABAMA	No	\$1,199,138
	26	NEW HOPE TEL COOP	No	\$2,178,468
	27	NPCR, Inc.	Yes	\$3,801,150
	28	OAKMAN TEL CO (TDS)	No	\$633,372
	29	OTELCO TELEPHONE LLC	No	\$891,348
	30	PEOPLES TEL CO	No	\$3,941,861
	31	PINE BELT TEL CO	No	\$1,595,796
	32	Pine Belt Cellular, Inc.	Yes	\$148,389
	33	Public Service Cellular, Inc.	Yes	\$0
	34	RAGLAND TEL CO	No	\$1,301,508
	35	RCC Minnesota, Inc.	Yes	\$2,152,936
	36	ROANOKE TEL CO	No	\$1,895,185
	37	SO CENTRAL BELL-AL	No	\$33,521,839
	38	Sprint Spectrum, LP	Yes	\$1,372,794
	39	UNION SPRINGS TEL CO	No	\$1,192,290
				<hr/> <hr/>
				\$111,458,642
Alaska	1	ACS OF ANCHORAGE	No	\$5,700,429
	2	ACS-AK GREATLAND	No	\$429,768
	3	ACS-AK JUNEAU	No	\$925,446
	4	ACS-FAIRBANKS, INC.	No	\$3,221,412
	5	ACS-N GLACIER STATE	No	\$16,651,128
	6	ACS-N SITKA	No	\$2,917,608
	7	ALASKA TEL CO	No	\$3,434,610
	8	ARCTIC SLOPE TEL	No	\$4,133,826
	9	Adak Tel Utility	No	\$1,787,926
	10	Alaska Communications Systems Holding, Inc.	Yes	\$18,010,878
	11	Alaska Digitel LLC	Yes	\$2,657,340

Annual High-Cost Support by State and Study Area: 2007

State	Count	Study Area Name	CETC	Support
	12	BETTLES TEL CO INC	No	\$17,868
	13	BRISTOL BAY TEL COOP	No	\$1,865,214
	14	BUSH-TELL INC.	No	\$1,250,232
	15	Bristol Bay Cellular Partnership	Yes	\$453,388
	16	CIRCLE UTILITIES	No	\$31,080
	17	COPPER VALLEY TEL	No	\$9,866,010
	18	CORDOVA TEL COOP	No	\$2,190,273
	19	Copper Valley Wireless, Inc.	Yes	\$1,152,884
	20	Cordova Wireless Communications, Inc.	Yes	\$388,283
	21	Dobson Cellular Systems, Inc.	Yes	\$30,994,292
	22	GCI Communications Corp.	Yes	\$6,970,296
	23	INTERIOR TEL CO INC	No	\$5,288,220
	24	KETCHIKAN PUBLIC UT	No	\$3,833,370
	25	MATANUSKA TEL ASSOC	No	\$20,723,544
	26	MUKLUK TEL CO INC	No	\$1,536,378
	27	Matanuska-Kenai, Inc.	Yes	\$5,511,707
	28	NORTH COUNTRY TEL CO	No	\$80,562
	29	NUSHAGAK ELEC & TEL	No	\$1,362,774
	30	OTZ TEL COOPERATIVE	No	\$2,847,060
	31	SUMMIT TEL & TEL -AK	No	\$967,566
	32	UNITED UTILITIES INC	No	\$3,305,676
	33	Unicom, Inc.	Yes	\$22,364
	34	YUKON TEL CO INC	No	\$826,302
				<u>\$161,355,714</u>
American Samoa	1	AMERICAN SAMOA	No	\$816,102
	2	AST TELECOM, LLC dba Blue Sky Communications	Yes	\$1,893,602
	3	American Samoa Telecommunications Authority Wireless Divison	Yes	\$659,907
				<u>\$3,369,611</u>
Arizona	1	ACCIPITER COMM.	No	\$1,476,648
	2	ARIZONA TELEPHONE CO	No	\$1,344,904
	3	CENTURYTEL SW-AZ	No	(\$41,687)
	4	CITZENS-FRNTER-WH MT	No	\$5,425,314
	5	CITZENS-FRNTR-RURAL	No	\$2,636,286
	6	FORT MOJAVE TEL, INC	No	\$1,213,206
	7	GILA RIVER TELECOM.	No	\$3,583,722
	8	HOPI Tel Co.	No	\$1,036,646
	9	MIDVALE-AZ	No	\$2,333,787
	10	NAVAJO-AZ-FRONTIER	No	\$3,102,138
	11	QWEST CORP-AZ	No	\$11,855,856
	12	SADDLEBACK COMM CO	No	\$3,079,932
	13	SAN CARLOS APACHE	No	\$2,558,007
	14	SOUTHWESTERN TEL CO	No	\$1,881,681
	15	Smith Bagley, Inc.	Yes	\$7,221,323
	16	Smith Bagley, Inc. (non-reservation)	Yes	\$2,189,207
	17	Sprint Spectrum, LP	Yes	\$2,473,851
	18	TABLE TOP TEL CO	No	\$3,604,842
	19	TOHONO O'ODHAM UTIL.	No	\$2,589,537
	20	VALLEY TEL COOP-AZ	No	\$10,107,069
	21	VERIZON CALIF-AZ	No	\$1,246,290
				<u>\$70,918,559</u>

Annual High-Cost Support by State and Study Area: 2007

State	Count	Study Area Name	CETC	Support
Arkansas	1	ALLTEL ARKANSAS INC	No	\$4,189,161
	2	ALLTEL Communications, Inc.	Yes	\$25,053,740
	3	ARKANSAS TEL CO	No	\$415,104
	4	CENTRAL ARKANSAS TEL	No	\$1,456,707
	5	CENTURYTEL NW-AR-RUS	No	\$14,747,688
	6	CENTURYTEL NW-AR-SIL	No	\$3,012,744
	7	CENTURYTEL- ARKANSAS	No	\$9,260,364
	8	CENTURYTEL-CENTRAL A	No	\$22,029,192
	9	CENTURYTEL-MTN HOME	No	\$6,698,946
	10	CENTURYTEL-REDFIELD	No	\$921,828
	11	CENTURYTEL-SOUTH AR	No	\$1,142,853
	12	CLEVELAND COUNTY TEL	No	\$700,275
	13	DECATUR TEL CO INC	No	\$380,425
	14	E RITTER TEL CO	No	\$1,333,968
	15	LAVACA TEL CO-AR	No	\$1,469,898
	16	MADISON COUNTY TEL	No	\$1,020,420
	17	MAGAZINE TEL CO	No	\$337,494
	18	MOUNTAIN VIEW TEL CO	No	\$1,388,640
	19	NORTH ARKANSAS TEL	No	\$4,439,826
	20	NPCR, Inc.	Yes	\$53,271
	21	PRAIRIE GROVE TEL CO	No	\$3,410,976
	22	RICE BELT TEL CO	No	\$851,964
	23	SCOTT COUNTY TEL CO	No	\$247,461
	24	SOUTH ARKANSAS TEL	No	\$2,605,935
	25	SOUTHWESTERN BELL-AR	No	\$254,418
	26	SW ARKANSAS TEL COOP	No	\$3,909,942
	27	Sprint Spectrum DBA Sprint PCS	Yes	\$2,544,354
	28	TRI-COUNTY TEL CO-AR	No	\$4,136,520
	29	WALNUT HILL TEL CO	No	\$4,657,890
	30	YELCOT TEL CO INC	No	\$1,523,496
	31	YELL COUNTY TEL CO	No	\$2,098,416
				<u>\$126,293,916</u>
California	1	AT&T	Yes	\$770,097
	2	CAL-ORE TELEPHONE CO	No	\$2,653,218
	3	CALAVERAS TEL CO	No	\$3,751,911
	4	CITIZENS-FRNTIER-GST	No	\$1,861,089
	5	CITIZENS-FRONTIER CA	No	\$13,014,540
	6	CITIZENS-FRNTR-TUOLUM	No	\$1,496,193
	7	DUCOR TELEPHONE CO	No	\$1,830,186
	8	EVANS TEL CO.	No	\$941,562
	9	FORESTHILL TEL CO.	No	\$1,704,180
	10	HAPPY VALLEY TEL CO	No	\$482,859
	11	HORNITOS TEL CO	No	\$314,823
	12	KERMAN TELEPHONE CO	No	\$3,841,584
	13	PACIFIC BELL	No	\$8,325,288
	14	PINNACLES TEL CO	No	\$847,128
	15	SIERRA TELEPHONE CO	No	\$10,236,306
	16	SureWest Telephone	No	\$1,875,864
	17	THE PONDEROSA TEL CO	No	\$9,970,554
	18	THE SISKIYOU TEL CO	No	\$3,573,396
	19	VERIZON CA(CONTEL)	No	\$8,431,299
	20	VERIZON W-COAST-CA	No	\$936,564

Annual High-Cost Support by State and Study Area: 2007

State	Count	Study Area Name	CETC	Support
	21	VERIZON-CA (GTE)	No	\$17,225,358
	22	VOLCANO TEL CO	No	\$5,838,870
	23	WINTERHAVEN TEL. CO.	No	\$614,775
	24	Western Wireless	Yes	\$100,608
				<u>\$100,638,252</u>
Colorado	1	AGATE MUTUAL TEL CO	No	\$320,853
	2	BIG SANDY TELECOM	No	\$462,081
	3	BIJOU TEL COOP ASSOC	No	\$1,105,701
	4	BLANCA TEL CO	No	\$2,241,756
	5	CENTURYTEL OF EAGLE	No	\$27,692,925
	6	CENTURYTEL-COLORADO	No	\$3,694,197
	7	COLUMBINE ACQ CORP	No	\$1,125,249
	8	DELTA COUNTY TEL CO	No	\$1,515,558
	9	EASTERN SLOPE RURAL	No	\$2,685,012
	10	EL PASO COUNTY TEL	No	\$475,506
	11	FARMERS TEL CO - CO	No	\$558,924
	12	HAXTUN TEL CO	No	\$879,210
	13	NUCLA-NATURITA TEL	No	\$713,838
	14	NUNN TEL CO	No	\$1,021,023
	15	Northeast Colorado Cellular, Inc.	Yes	\$6,065,803
	16	PEETZ COOP TEL CO	No	\$175,746
	17	PHILLIPS COUNTY TEL	No	\$1,219,482
	18	PINE DRIVE TEL CO	No	\$219,540
	19	PLAINS COOP TEL ASSN	No	\$1,830,957
	20	QWEST CORP-CO	No	\$18,384,618
	21	RICO TEL CO	No	\$77,586
	22	ROGGEN TEL COOP CO	No	\$402,900
	23	RYE TELEPHONE CO	No	\$3,737,904
	24	SOUTH PARK TEL. CO.	No	\$920,052
	25	STONEHAM COOP TEL CO	No	\$53,232
	26	STRASBURG TEL CO	No	\$616,446
	27	SUNFLOWER TEL - CO	No	\$245,088
	28	San Isabel Telecom, Inc.	Yes	\$52,677
	29	WIGGINS TEL ASSOC	No	\$356,530
	30	WILLARD TEL CO	No	\$49,824
	31	Western Wireless	Yes	\$3,150,472
				<u>\$82,050,690</u>
Connecticut	1	SOUTHERN NEW ENGLAND	No	\$531,111
	2	THE WOODBURY TEL CO	No	\$732,426
				<u>\$1,263,537</u>
Delaware	1	VERIZON DELAWARE INC	No	\$245,499
				<u>\$245,499</u>
District of Columbia	1	VERIZON WA, DC INC.	No	\$0
				<u>\$0</u>
Florida	1	ALLTEL Communications, Inc. (FL)	Yes	\$6,451,491
	2	ALLTEL FLORIDA INC.	No	(\$999,912)
	3	Budget Phone, Inc.	Yes	(\$432)
	4	FRONTIER COMM-SOUTH	No	\$423,639

Annual High-Cost Support by State and Study Area: 2007

State	Count	Study Area Name	CETC	Support
	5	GTC, INC.	No	\$1,307,466
	6	GTC, INC.	No	\$1,363,500
	7	GTC, INC.	No	\$7,942,662
	8	ITS TELECOMM. SYS.	No	\$1,421,551
	9	Knology of Florida, Inc.	Yes	\$63,495
	10	NORTHEAST FLORIDA	No	\$1,954,428
	11	NPCR, Inc.	Yes	\$2,028,801
	12	QUINCY TEL CO-FL DIV	No	\$1,247,463
	13	SMART CITY TEL LLC	No	\$6,327,761
	14	SOUTHERN BELL-FL	No	\$10,550,274
	15	SPRINT-FLORIDA, INC.	No	\$16,711,449
	16	Sprint Spectrum L.P. (FL)	Yes	\$8,692,764
	17	VERIZON FLORIDA	No	\$16,821,858
				<hr/> <hr/>
				\$82,308,258
 Georgia	1	ACCUCOMM TELECOMM.	No	\$685,350
	2	ALLTEL Communications, Inc.	Yes	\$3,043,812
	3	ALLTEL GEORGIA COMM.	No	\$7,491,561
	4	ALLTEL GEORGIA INC.	No	\$5,624,040
	5	ALMA TEL CO	No	\$782,611
	6	BLUE RIDGE TEL CO	No	\$3,547,425
	7	BRANTLEY TEL CO	No	\$2,145,291
	8	BULLOCH COUNTY RURAL	No	\$1,926,108
	9	CAMDEN TEL & TEL CO	No	\$2,423,691
	10	CHICKAMAUGA TEL CORP	No	\$323,088
	11	CITIZENS TEL CO - GA	No	\$1,246,524
	12	COASTAL UTILITIES	No	\$3,515,148
	13	COMSOUTH TELECOMM	No	\$2,316,186
	14	DARIEN TEL CO	No	\$5,027,034
	15	ELLIJAY TEL CO	No	\$4,863,735
	16	FRONTIER - FAIRMOUNT	No	\$730,143
	17	FRONTIER OF GEORGIA	No	\$782,010
	18	GEORGIA ALLTEL TELCO	No	\$1,515,828
	19	GEORGIA TEL CORP	No	\$1,137,306
	20	GLENWOOD TEL CO	No	\$549,792
	21	HART TEL CO	No	\$2,738,166
	22	INTERSTATE TEL CO	No	\$1,736,868
	23	NELSON-BALL GROUND	No	\$820,968
	24	NPCR, Inc.	Yes	\$2,391,356
	25	PEMBROKE TEL CO	No	\$1,617,534
	26	PINELAND TEL COOP	No	\$5,082,697
	27	PLANT TEL. CO.	No	\$2,378,556
	28	PLANTERS RURAL COOP	No	\$5,237,889
	29	PROGRESSIVE RURAL	No	\$1,094,436
	30	PUBLIC SERVICE TEL	No	\$10,671,600
	31	Public Service Cellular, Inc.	Yes	\$29,023
	32	QUINCY TEL CO-GA DIV	No	\$166,338
	33	RINGGOLD TEL CO	No	\$3,245,802
	34	SOUTHERN BELL-GA	No	\$17,113,983
	35	STANDARD TEL CO	No	\$3,589,338
	36	Sprint Spectrum, LP	Yes	\$1,953,621
	37	TRENTON TEL CO	No	\$578,580
	38	VALLEY TEL CO	No	\$504,006

Annual High-Cost Support by State and Study Area: 2007

State	Count	Study Area Name	CETC	Support
	39	WAVERLY HALL, LLC	No	\$936,390
	40	WILKES TEL & ELC CO	No	\$1,072,554
				<u>\$112,636,388</u>
Guam	1	GUAM TEL. AUTH.	No	\$5,242,225
	2	Guam Cellular and Paging, Inc. dba Guamcell Communications	Yes	\$2,760,838
	3	IT&E Overseas, Inc.	Yes	\$2,230,670
	4	Pulse Mobile, LLC	Yes	\$558,019
				<u>\$10,791,752</u>
Hawaii	1	Coral Wireless dba Mobi PCS	Yes	\$7,890,117
	2	HAWAIIAN TELCOM	No	\$2,048,745
	3	NPCR, Inc.	Yes	\$20,106,714
	4	SANDWICH ISLES COMM.	No	\$21,818,766
				<u>\$51,864,342</u>
Idaho	1	ALBION TEL CO-ATC	No	\$4,221,480
	2	CAMBRIDGE TEL CO	No	\$1,398,354
	3	CENTURY-GEM STATE-ID	No	\$1,234,005
	4	CENTURYTEL OF IDAHO	No	\$1,587,438
	5	CITIZENS-FRONTIER-ID	No	\$4,167,594
	6	CUSTER TEL COOP	No	\$2,986,674
	7	DIRECT COMM-ROCKLAND	No	\$1,790,832
	8	Edge Wireless, LLC	Yes	\$3,954,116
	9	FARMERS MUTUAL TEL	No	\$607,734
	10	FILER MUTUAL TEL -ID	No	\$1,294,133
	11	Fremont Telcom	No	\$3,287,369
	12	INLAND TEL-ID	No	\$466,986
	13	MIDVALE TEL EXCH INC	No	\$1,154,448
	14	MUD LAKE TEL COOP	No	\$712,938
	15	NTCH- Idaho, Inc.	Yes	\$0
	16	POTLATCH TEL CO INC	No	\$644,559
	17	PROJECT MUTUAL TEL	No	\$1,592,652
	18	QWEST CORP-ID	No	\$0
	19	QWEST CORP-IDAHO	No	\$522,732
	20	RURAL TEL CO - ID	No	\$1,236,264
	21	SILVER STAR TEL- ID	No	\$5,681,577
	22	VERIZON N'WEST-ID	No	\$15,527,355
	23	Western Wireless Corporation (ID)	Yes	\$0
				<u>\$54,069,240</u>
Illinois	1	ADAMS TEL COOP	No	\$1,780,758
	2	ALHAMBRA-GRANTFORK	No	\$348,390
	3	C-R TEL CO	No	\$363,360
	4	CAMBRIDGE TEL CO -IL	No	\$336,666
	5	CASS TEL CO	No	\$1,222,144
	6	CITIZENS-FRONTIER-IL	No	\$1,291,548
	7	CLARKSVILLE MUTUAL	No	\$169,806
	8	CROSSVILLE TEL CO	No	\$173,466
	9	Diverse Communications, Inc.	Yes	\$5,007
	10	EGYPTIAN COOP ASSN	No	\$2,105,268
	11	EL PASO TEL CO	No	\$186,642
	12	FLAT ROCK TEL CO-OP	No	\$207,000

Annual High-Cost Support by State and Study Area: 2007

State	Count	Study Area Name	CETC	Support
	13	FRONTIER OF ILLINOIS	No	\$203,376
	14	FRONTIER OF LAKESIDE	No	\$71,607
	15	FRONTIER-DEPUE	No	\$155,814
	16	FRONTIER-MIDLAND	No	\$527,490
	17	FRONTIER-MT. PULASKI	No	\$128,808
	18	FRONTIER-ORION	No	\$68,220
	19	FRONTIER-PRAIRIE	No	\$53,040
	20	FRONTIER-SCHUYLER	No	\$122,424
	21	GALLATIN RIVER COMM.	No	\$1,341,708
	22	GENESEO TEL CO	No	\$1,291,458
	23	GLASFORD TEL CO	No	\$165,120
	24	GRAFTON TEL CO	No	\$523,062
	25	GRANDVIEW MUTUAL TEL	No	\$60,648
	26	GRIDLEY TEL CO	No	\$952,356
	27	HAMILTON COUNTY COOP	No	\$840,642
	28	HARRISONVILLE TEL CO	No	\$3,752,748
	29	HENRY COUNTY TEL CO	No	\$308,340
	30	HOME TEL CO-ST JACOB	No	\$2,129,550
	31	IL CONSOLIDATED TEL	No	\$14,805,963
	32	ILLINOIS BELL TEL CO	No	\$0
	33	Illinois Valley Cellular RSA 2 - I	Yes	\$855,000
	34	Illinois Valley Cellular RSA 2 - II	Yes	\$441,247
	35	Illinois Valley Cellular RSA 2 - III	Yes	\$306,841
	36	KINSMAN MUTUAL TEL	No	\$57,792
	37	LA HARPE TEL CO	No	\$1,059,588
	38	LEAF RIVER TEL CO	No	\$961,878
	39	LEONORE MUTUAL TEL	No	\$78,096
	40	MADISON TEL CO	No	\$4,359,528
	41	MARSEILLES TEL CO	No	\$639,258
	42	MCDONOUGH TEL COOP	No	\$2,736,216
	43	MCNABB TEL CO	No	\$149,730
	44	METAMORA TEL CO	No	\$493,794
	45	MID CENTURY TEL COOP	No	\$1,654,308
	46	MONTROSE MUTUAL TEL	No	\$288,924
	47	MOULTRIE INDEPENDENT	No	\$469,428
	48	NEW WINDSOR TEL CO	No	\$170,934
	49	ODIN TEL EXCH INC	No	\$640,296
	50	ONEIDA TEL EXCHANGE	No	\$128,628
	51	Oneida Network Services, Inc.	Yes	\$1,827
	52	REYNOLDS TEL CO, INC	No	\$174,510
	53	SHAWNEE TELEPHONE CO	No	\$2,175,279
	54	STELLE TEL CO	No	\$56,676
	55	TONICA TEL CO	No	\$170,484
	56	VERIZON N-IL(CONTEL)	No	\$3,158,547
	57	VERIZON NORTH-IL	No	\$5,709,360
	58	VERIZON S-IL(ALLTEL)	No	\$1,136,244
	59	VIOLA HOME TEL CO	No	\$171,534
	60	WABASH TEL COOP, INC	No	\$2,916,744
	61	WOODHULL COMMUNITY	No	\$259,254
	62	YATES CITY TEL CO	No	\$152,758
				<u>\$67,267,132</u>

Annual High-Cost Support by State and Study Area: 2007

State	Count	Study Area Name	CETC	Support
Indiana	1	BLOOMINGDALE HOME	No	\$836,964
	2	CAMDEN TEL CO - IN	No	\$541,368
	3	CENTURYTEL OF ODON	No	\$795,690
	4	CENTURYTEL-CENTR IN	No	\$1,093,383
	5	CITIZENS TEL CORP	No	\$566,016
	6	CLAY CTY RURAL COOP	No	\$2,315,649
	7	COMM CORP OF INDIANA	No	\$2,631,162
	8	COMM CORP OF S. IN	No	\$453,606
	9	CRAIGVILLE TEL CO	No	\$232,899
	10	Centennial Cellular Tri-State Operating Partnership - IN	Yes	\$1,092,798
	11	Centennial Randolph Cellular LLC	Yes	\$4,644
	12	Cinergy MetroNet, Inc.	Yes	\$25,137
	13	DAVIESS-MARTIN/RTC	No	\$2,316,482
	14	Elkhart Metronet, Inc.	Yes	\$171,025
	15	FRONTIER OF INDIANA	No	\$264,636
	16	FRONTIER-THORNTOWN	No	\$84,948
	17	GEETINGSVILLE TEL CO	No	\$164,838
	18	HANCOCK TELECOM	No	\$3,864,996
	19	HOME CO OF PITTSBORO	No	\$350,316
	20	HOME TEL CO INC	No	\$263,268
	21	Hancock Communications, Inc.	Yes	\$25,833
	22	INDIANA BELL TEL CO	No	\$0
	23	LIGONIER TEL CO	No	\$1,688,418
	24	MERCHANTS & FARMERS	No	\$63,966
	25	MONON TEL CO	No	\$747,945
	26	MULBERRY COOP TEL CO	No	\$397,974
	27	Mega Comm LLC	Yes	\$601,451
	28	Michiana Metronet, Inc. - IN	Yes	\$116,746
	29	NEW LISBON TEL CO	No	\$196,944
	30	NEW PARIS TEL INC	No	\$765,402
	31	NORTHWESTERN INDIANA	No	\$2,697,948
	32	NPCR, Inc.	Yes	\$498,452
	33	PERRY-SPENCER RURAL	No	\$2,954,768
	34	PULASKI-WHITE RURAL	No	\$1,078,569
	35	ROCHESTER TEL CO	No	\$2,282,196
	36	S & W TEL CO	No	\$151,812
	37	SE INDIANA RURAL	No	\$2,703,270
	38	SEI Data, Inc.	Yes	\$18,159
	39	SMITHVILLE TEL CO	No	\$5,607,009
	40	SUNMAN TELECOMM CORP	No	\$2,227,194
	41	SWAYZEE TEL CO	No	\$232,164
	42	SWEETSER RURAL TEL	No	\$289,830
	43	South Bend Metronet, Inc.	Yes	\$2,524,729
	44	Sprint Spectrum,L.P. (IN)	Yes	\$2,615,072
	45	TIPTON TEL CO	No	\$465,840
	46	TRI-COUNTY TEL CO	No	\$668,367
	47	UTC OF INDIANA	No	\$2,512,551
	48	VERIZON N-IN	No	\$12,446,043
	49	VERIZON N-IN(ALLTEL)	No	\$388,941
	50	VERIZON N-IN(CONTEL)	No	\$4,769,805
	51	WASHINGTON CTY RURAL	No	\$1,540,836

Annual High-Cost Support by State and Study Area: 2007

State	Count	Study Area Name	CETC	Support
	52	WEST POINT TEL CO	No	\$182,070
	53	YEOMAN TEL CO, INC	No	\$204,264
				<hr/> <hr/>
				\$71,734,393
Iowa	1	ACE TEL ASSN-IA	No	\$378,072
	2	ALPINE COMM.	No	\$1,427,394
	3	ANDREW TEL CO INC	No	\$139,932
	4	ARCADIA TEL CO	No	\$160,350
	5	ATKINS TEL CO, INC	No	\$182,397
	6	AYRSHIRE FARMERS MUT	No	\$317,262
	7	Algona Municipal Utilities	Yes	\$5,688
	8	Aventure Communication Technology, LLC	Yes	\$904,773
	9	BALDWIN-NASHVILLE	No	\$144,954
	10	BARNES CITY COOP	No	\$93,246
	11	BERNARD TEL CO INC	No	\$381,744
	12	BREDA TEL COOP	No	\$493,752
	13	BROOKLYN MUTUAL TEL	No	\$238,908
	14	BUTLER-BREMER MUTUAL	No	\$575,352
	15	Baldwin Nashville Telephone Company Wireless	Yes	\$18,753
	16	Barnes City Cooperative Telephone Company	Yes	\$912
	17	Benton/Linn Wireless LLC	Yes	\$626,204
	18	Bernard Communications, Inc.	Yes	\$31,809
	19	Brooklyn Mutual Telephone Co.	Yes	\$18,671
	20	Budget Phone, Inc.	Yes	(\$6)
	21	C-M-L TEL COOP ASSN	No	\$373,194
	22	CASCADE TEL CO	No	\$401,952
	23	CASEY MUTUAL TEL CO	No	\$189,690
	24	CENTER JUNCTION TEL	No	\$76,590
	25	CENTRAL SCOTT TEL CO	No	\$748,764
	26	CENTURYTEL-POSTVILLE	No	\$442,557
	27	CITIZENS-FRONTIER IA	No	\$0
	28	CLARENCE TEL CO	No	\$184,656
	29	CLEAR LAKE INDEPEND	No	\$2,227,026
	30	COLO TEL CO	No	\$596,892
	31	COMM 1 NETWORK	No	\$274,740
	32	COON CREEK TEL CO	No	\$166,284
	33	COON VALLEY COOP TEL	No	\$264,954
	34	COOP TEL EXCHANGE	No	\$262,392
	35	COOPERATIVE TEL CO	No	\$528,660
	36	CORN BELT TEL CO	No	\$194,970
	37	CST Communications, Inc	Yes	\$94,557
	38	CUMBERLAND TEL CO	No	\$153,186
	39	Cedar County PCS, LLC	Yes	\$154,054
	40	Cedar-Wapsie Communications, Inc.	Yes	\$32,550
	41	Center Junction Telephone Co.	Yes	\$8,352
	42	CenturyTel-Chester	No	\$118,614
	43	City of Hawarden dba HITEC	Yes	\$94,674
	44	Community Cable Television Company of O'Brien County	Yes	\$128,167
	45	Community Digital Wireless, LLC	Yes	\$63,255
	46	Coon Creek Telecommunications Corp.	Yes	\$0
	47	Coon Rapids Municipal Communications Utility	Yes	\$0
	48	Cooperative Telephone Co.	Yes	\$46,680
	49	D-C Communications	Yes	\$32,397

Annual High-Cost Support by State and Study Area: 2007

State	Count	Study Area Name	CETC	Support
	50	DANVILLE MUTUAL TEL	No	\$263,106
	51	DIXON TEL CO	No	\$455,904
	52	DUMONT TEL CO	No	\$447,243
	53	DUNKERTON TEL COOP	No	\$181,824
	54	Dumont Wireless	Yes	\$21,240
	55	EAST BUCHANAN COOP	No	\$965,873
	56	ELLSWORTH COOP ASSN	No	\$284,484
	57	East Buchanan Telephone Cooperative	Yes	\$364,952
	58	FARMERS & BUSINESSME	No	\$351,165
	59	FARMERS & MERCHANTS	No	\$453,114
	60	FARMERS COOP TEL CO	No	\$321,183
	61	FARMERS MUTUAL COOP	No	\$130,476
	62	FARMERS MUTUAL COOP	No	\$907,089
	63	FARMERS MUTUAL COOP	No	\$208,014
	64	FARMERS MUTUAL COOP	No	\$590,988
	65	FARMERS MUTUAL COOP	No	\$169,629
	66	FARMERS MUTUAL JESUP	No	\$282,546
	67	FARMERS MUTUAL TEL	No	\$619,674
	68	FARMERS MUTUAL TEL	No	\$473,226
	69	FARMERS TEL CO - BAT	No	\$161,784
	70	FARMERS TEL CO -RICE	No	\$856,485
	71	FARMERS TEL CO-ESSEX	No	\$182,616
	72	FENTON CO-OP TEL CO	No	\$149,802
	73	FMTC Wireless	Yes	\$55,935
	74	Farmers & Business Men's Telephone Company dba F&B Communications	Yes	\$33,519
	75	Farmers Mutual Telephone Company-Harlan	Yes	\$188,897
	76	GOLDFIELD TEL CO	No	\$168,918
	77	GRAND MOUND COOP TEL	No	\$181,038
	78	GRAND RIVER MUT-IA	No	\$655,056
	79	GRISWOLD CO-OP TEL	No	\$707,658
	80	Goldfield Access Network	Yes	\$2,820
	81	Great Lakes of Iowa, Inc.	Yes	\$248,665
	82	Grundy Center Municipal Utilities	Yes	\$0
	83	Guthrie Telecommunications Network, Inc.	Yes	\$70,776
	84	HAWKEYE TEL CO	No	\$154,863
	85	HEART OF IOWA COMM.	No	\$2,116,855
	86	HEARTLND-HICKORYTECH	No	\$1,445,382
	87	HILLS TEL CO, INC-IA	No	\$1,010,628
	88	HOSPERS TEL EXCH INC	No	\$193,995
	89	HUBBARD COOP ASSN	No	\$185,796
	90	HUXLEY COMM. COOP.	No	\$419,922
	91	Hardin County Wireless	Yes	\$5,448
	92	Harlan Municipal Utilities	Yes	\$0
	93	Huxley Communications Cooperative	Yes	\$0
	94	IAMO TEL CO - IA	No	\$220,104
	95	INTERSTATE 35 TEL CO	No	\$728,115
	96	IOWA RSA #12, LLC dba Cellcom	Yes	\$144
	97	IOWA RSA #3, LLC dba Cellcom	Yes	(\$6)
	98	ITS - IOWA TELECOM	No	\$1,726,290
	99	ITS-IOWA TELECOM-NO	No	\$2,016,135
	100	ITS-IOWA TELECOM-SYS	No	\$963,915
	101	Independent Networks, LC	Yes	\$0
	102	Iowa RSA 10	Yes	\$2,200,085

Annual High-Cost Support by State and Study Area: 2007

State	Count	Study Area Name	CETC	Support
	103	Iowa RSA 7	Yes	\$2,030,829
	104	Iowa RSA 8	Yes	\$2,697,795
	105	Iowa RSA No. 2 Limited Partnership	Yes	\$84,861
	106	Iowa Wireless Services, L.P.	Yes	\$170,042
	107	JEFFERSON TEL CO -IA	No	\$348,768
	108	JORDAN SOLDIER VLY	No	\$347,721
	109	KALONA COOP TEL CO	No	\$850,428
	110	KCTC PCS	Yes	\$265,656
	111	KEYSTONE FRMS COOP	No	\$395,994
	112	Killduff Telephone C	No	\$318,882
	113	LA MOTTE TEL CO	No	\$203,214
	114	LA PORTE CITY TEL CO	No	\$375,582
	115	LAUREL TEL CO, INC	No	(\$4,603)
	116	LEHIGH VALLEY COOP	No	\$675,951
	117	LONE ROCK CO-OP TEL	No	\$126,813
	118	LOST NATION-ELWOOD	No	\$589,719
	119	LYNNVILLE TEL. CO.	No	\$547,644
	120	Laurens Municipal Communications Utility	Yes	\$1,836
	121	Long Lines Wireless, LLC	Yes	\$71,190
	122	Louisa Communications	Yes	\$0
	123	MABEL COOP TEL-IA	No	\$392,436
	124	MAC Wireless, LLC	Yes	\$112,432
	125	MARNE & ELK HORN TEL	No	\$627,036
	126	MARTELLE COOP ASSN	No	\$133,146
	127	MASSENA TEL CO	No	\$280,059
	128	MECHANICSVILLE TEL	No	\$186,159
	129	MEDIAPOLIS TEL CO	No	\$568,692
	130	MILES COOP TEL ASSN	No	\$171,432
	131	MILLER TEL CO - IA	No	\$61,170
	132	MINBURN TEL CO	No	\$158,397
	133	MINBURN TELECOMM.	No	\$366,315
	134	MINERVA VALLEY TEL	No	\$329,328
	135	MODERN COOP TEL CO	No	\$440,076
	136	MONTEZUMA MUTUAL TEL	No	\$397,359
	137	MUTUAL TEL CO	No	\$190,215
	138	MUTUAL TEL CO	No	\$707,556
	139	Midwest Wireless Iowa, LLC	Yes	\$8,516,147
	140	Mill Valley Wireless	Yes	\$17,372
	141	Montezuma Mutual Telephone Co.	Yes	\$30,383
	142	NORTH ENGLISH COOP	No	\$204,213
	143	NORTHEAST IOWA TEL	No	\$538,410
	144	NORTHERN IOWA TEL CO	No	\$929,622
	145	NORTHWEST IOWA TEL	No	\$1,313,442
	146	NORTHWEST TEL COOP	No	\$517,350
	147	NPCR, Inc.	Yes	\$959,617
	148	NSP, LC dba Cellcom	Yes	\$3
	149	Northeast Iowa Telephone Co.	Yes	\$77,667
	150	OGDEN TEL CO - IA	No	\$315,924
	151	OLIN TEL CO, INC	No	\$289,710
	152	ONSLOW COOP TEL ASSN	No	\$112,206
	153	ORAN MUTUAL TEL CO	No	\$118,536
	154	Olin Telephone Co., Inc.	Yes	\$92,183
	155	Omnitel Communications, Inc.	Yes	\$106,992

Annual High-Cost Support by State and Study Area: 2007

State	Count	Study Area Name	CETC	Support
	156	Onslow Cooperative Telephone Association Wireless	Yes	\$19,746
	157	Osage Municipal Telecommunications Utility	Yes	\$3,411
	158	PALMER MUTUAL TEL CO	No	\$137,352
	159	PALO COOP TEL ASSN	No	\$210,162
	160	PANORA COOP TEL ASSN	No	\$377,172
	161	PARTNER COMM. COOP.	No	\$723,642
	162	PEOPLES TEL CO - IA	No	\$229,830
	163	PRAIRIE TEL CO	No	\$430,773
	164	PRAIRIEBURG TEL CO	No	\$104,556
	165	PRESTON TEL CO	No	\$282,045
	166	QWEST CORP-IA	No	\$441,159
	167	RADCLIFFE TEL CO	No	\$175,494
	168	READLYN TEL CO	No	\$349,941
	169	RINGSTED TEL CO	No	\$154,827
	170	RIVER VALLEY COOP	No	\$324,513
	171	ROCKWELL COOP ASSN	No	\$518,838
	172	ROYAL TEL CO	No	\$269,976
	173	RSA 1 Limited Partnership	Yes	\$949,258
	174	RUTHVEN TEL EXCHANGE	No	\$183,045
	175	Radcliffe Telephone Co., Inc. (Wireless)	Yes	\$1,431
	176	Reasnor Telephone Co	No	\$253,752
	177	Reinbeck Municipal Telecommunications Utility	Yes	\$0
	178	Rockwell Cooperative Telephone Association Wireless	Yes	\$54,519
	179	Rolling Hills Communications, Inc.	Yes	\$0
	180	SAC COUNTY MUTUAL	No	\$378,831
	181	SCHALLER TEL CO	No	\$754,104
	182	SCRANTON TEL CO	No	\$200,385
	183	SEARSBORO TEL CO	No	\$306,399
	184	SEI Wireless LLC	Yes	\$7,919
	185	SHARON TEL CO	No	\$341,307
	186	SHELL ROCK TEL CO	No	\$420,800
	187	SOUTH SLOPE COOP TEL	No	\$1,017,204
	188	SOUTHWEST TEL EXCH	No	\$491,640
	189	SPRINGVILLE COOP TEL	No	\$242,919
	190	STRATFORD MUTUAL TEL	No	\$187,344
	191	SULLY TEL ASSOC	No	\$506,604
	192	SUPERIOR TEL COOP	No	\$131,598
	193	SWISHER TEL CO	No	\$231,570
	194	Sharon Telephone Company	Yes	\$71,867
	195	South Slope Cooperative	Yes	\$378,819
	196	Southeast Wireless, Inc.	Yes	\$118,895
	197	TEMPLETON TEL CO	No	\$177,960
	198	TERRIL TEL. COOP.	No	\$287,790
	199	THE BURT TEL CO	No	\$159,432
	200	THE CITIZENS MUTUAL	No	\$1,890,300
	201	TITONKA TEL CO	No	\$196,083
	202	UNITED FARMERS TEL	No	\$322,860
	203	United States Cellular	Yes	\$32,113,576
	204	VAN BUREN TEL CO	No	\$879,828
	205	VAN HORNE COOP TEL	No	\$235,620
	206	VENTURA TEL CO, INC	No	\$139,902
	207	VILLISCA FARMERS TEL	No	\$362,259
	208	Van Buren Wireless Company, Inc.	Yes	\$53,868

Annual High-Cost Support by State and Study Area: 2007

State	Count	Study Area Name	CETC	Support
	209	WALNUT TEL CO, INC	No	\$210,198
	210	WEBB-DICKENS TEL	No	\$219,138
	211	WEBSTER-CALHOUN COOP	No	\$1,879,014
	212	WELLMAN COOP TEL	No	\$261,597
	213	WEST IOWA TEL CO	No	\$1,196,520
	214	WEST LIBERTY TEL CO	No	\$828,894
	215	WESTERN IOWA ASSN	No	\$1,235,298
	216	WESTSIDE INDEPENDENT	No	\$147,060
	217	WILTON TEL CO	No	\$198,384
	218	WINNEBAGO COOP ASSN	No	\$2,249,628
	219	WOOLSTOCK MUTUAL	No	\$103,932
	220	WYOMING MUTUAL TEL	No	\$197,304
	221	Wapsi Wireless, LLC	Yes	\$310,838
	222	Wellman Coop. Telephone Assoc.	Yes	\$115,152
	223	Western Wireless Corp.	Yes	\$230,334
	224	Winnebago Cooperative Telephone Association	Yes	\$0
	225	Winnebago Cooperative Telephone Association	Yes	\$19,032
				<u>\$126,108,699</u>
Kansas	1	ALLTEL Communications (Wireless KS)	Yes	\$55,882,569
	2	BLUE VALLEY TEL CO	No	\$6,466,440
	3	COLUMBUS TELEPHONE	No	\$744,594
	4	COUNCIL GROVE TEL CO	No	\$2,358,900
	5	CRAW-KAN TEL COOP	No	\$5,370,972
	6	CUNNINGHAM TEL CO	No	\$1,183,713
	7	ELKHART TEL CO INC	No	\$2,444,679
	8	Epic Touch Company	Yes	\$1,293,534
	9	GOLDEN BELT TEL ASSN	No	\$6,635,892
	10	GORHAM TEL CO	No	\$453,524
	11	H & B COMMUNICATIONS	No	\$1,321,038
	12	H&B Cable Service, Inc.	Yes	\$28,578
	13	HAVILAND TEL CO	No	\$5,861,529
	14	HOME TEL CO	No	\$2,094,411
	15	J. B. N. TEL CO INC	No	\$1,911,726
	16	KANOKLA TEL ASSN-KS	No	\$5,003,373
	17	LA HARPE TEL CO INC	No	\$901,446
	18	MADISON TEL., LLC	No	\$1,104,129
	19	MOKAN DIAL INC-KS	No	\$1,604,610
	20	MOUNDRIDGE TEL CO	No	\$2,400,594
	21	MUTUAL TEL CO	No	\$609,027
	22	Nex-Tech Wireless, LLC	Yes	\$7,559,538
	23	Nex-Tech, Inc.	Yes	\$75,637
	24	PEOPLES TELECOM LLC	No	\$1,997,181
	25	PIONEER TEL ASSN INC	No	\$7,814,790
	26	RAINBOW TEL COOP	No	\$3,237,291
	27	RCC Minnesota, Inc.	Yes	\$3,155,039
	28	RURAL TEL SERVICE CO	No	\$19,232,403
	29	S & A TEL CO INC	No	\$1,465,997
	30	S & T TEL COOP ASSN	No	\$6,588,396
	31	S. CENTRAL TEL - KS	No	\$4,199,085
	32	SOUTHERN KANSAS TEL	No	\$5,345,085
	33	SOUTHWESTERN BELL-KS	No	\$506,550
	34	SUNFLOWER TEL CO	No	\$1,727,734

Annual High-Cost Support by State and Study Area: 2007

State	Count	Study Area Name	CETC	Support
	35	Sprint Spectrum LP / Phillieco LP (dba Sprint PCS)	Yes	\$2,310,315
	36	TOTAH TELEPHONE CO	No	\$1,522,362
	37	TRI-COUNTY TEL ASSN	No	\$5,447,946
	38	TWIN VALLEY TEL INC	No	\$5,266,524
	39	UNITED OF EASTERN KS	No	\$7,251,371
	40	UNITED TEL ASSN	No	\$5,481,711
	41	USCOC of Nebraska/Kansas LLC	Yes	\$10,557,085
	42	UTC OF KANSAS	No	\$5,053,169
	43	UTC-MO DBA UTC-SE KS	No	\$928,344
	44	United Wireless Communication Inc.	Yes	\$1,873,275
	45	WAMEGO TEL CO INC	No	\$2,807,352
	46	WHEAT STATE TEL, INC	No	\$2,674,173
	47	WILSON TEL CO INC	No	\$2,327,418
	48	Western Wireless	Yes	\$173,694
	49	ZENDA TEL COMPANY	No	\$222,390
				<u>\$222,477,133</u>
Kentucky	1	ALLTEL KENTUCKY	No	\$549,306
	2	American Cellular Corp.	Yes	\$3,573,612
	3	BALLARD RURAL COOP	No	\$1,310,538
	4	BRANDENBURG TEL CO	No	\$1,853,586
	5	Bluegrass Cellular	Yes	\$13,389,622
	6	CINCINNATI BELL-KY	No	\$876,217
	7	Cinergy Communications Company	Yes	\$190,349
	8	DUO COUNTY TEL COOP	No	\$4,693,398
	9	East Kentucky Network, LLC dba Appalachian Wireless	Yes	\$5,006,879
	10	FOOTHILLS RURAL COOP	No	\$5,644,068
	11	GEARHEART-COALFIELDS	No	\$1,146,561
	12	KY ALLTEL-LEXINGTON	No	\$9,105,681
	13	KY ALLTEL-LONDON	No	\$612,837
	14	LESLIE COUNTY TEL CO	No	\$1,517,436
	15	LEWISPORT TEL CO	No	\$250,524
	16	LOGAN TEL. COOP. INC	No	\$3,616,538
	17	MOUNTAIN RURAL COOP	No	\$1,733,697
	18	NPCR, Inc.	Yes	\$2,749,818
	19	North Central Communications	Yes	\$108,057
	20	PEOPLES RURAL COOP	No	\$4,237,281
	21	SALEM TEL CO	No	\$290,004
	22	SO CENTRAL BELL-KY	No	\$15,463,836
	23	SOUTH CENTRAL RURAL	No	\$8,330,739
	24	South Central Telcom LLC	Yes	\$7,017
	25	Southeast Telephone, Inc.	Yes	\$592,741
	26	THACKER/GRIGSBY TEL	No	\$1,545,474
	27	WEST KENTUCKY RURAL	No	\$8,454,646
	28	West Virginia PCS Alliance dba NTELOS	Yes	\$80,540
				<u>\$96,931,002</u>
Louisiana	1	ALLTEL Communications, Inc.	Yes	\$10,968,132
	2	CAMERON TEL CO - LA	No	\$7,962,651
	3	CAMPTI-PLEASANT HILL	No	\$1,936,311
	4	CENTURY NORTH LA	No	\$3,215,346
	5	CENTURYTEL - EAST LA	No	\$1,041,726
	6	CENTURYTEL-CENTR LA	No	\$6,182,343

Annual High-Cost Support by State and Study Area: 2007

State	Count	Study Area Name	CETC	Support
	7	CENTURYTEL-CHATHAM	No	\$1,540,110
	8	CENTURYTEL-EVANGELIN	No	\$15,295,293
	9	CENTURYTEL-NW LA	No	\$3,076,476
	10	CENTURYTEL-RINGGOLD	No	\$437,790
	11	CENTURYTEL-SE LA	No	\$2,521,047
	12	CENTURYTEL-SW LA	No	\$2,885,652
	13	Centennial Beauregard Cellular LLC	Yes	\$13,275,298
	14	Centennial Caldwell Cellular Corp.	Yes	\$1,079,995
	15	Centennial Hammond Cellular LLC	Yes	\$2,187,842
	16	Centennial Lafayette Communications LLC	Yes	\$1,131,389
	17	Centennial Morehouse Cellular LLC	Yes	\$99,822
	18	DELCAMBRE TEL CO	No	\$226,392
	19	EAST ASCENSION TEL	No	\$25,286,808
	20	ELIZABETH TEL CO	No	\$3,458,109
	21	KAPLAN TEL CO	No	\$2,350,893
	22	Kaplan Telephone Co. dba Pace Communications	Yes	\$1,351,902
	23	LAFOURCHE TEL CO	No	\$3,580,455
	24	LBH, LLC	Yes	\$76,993
	25	NORTHEAST LOUISIANA	No	\$698,070
	26	NPCR, Inc.	Yes	\$1,808,943
	27	New Cingular Wireless PCS, LLC	Yes	\$34,998,212
	28	RESERVE TEL CO	No	\$1,590,203
	29	Reserve Long Distance Company Inc.	Yes	\$0
	30	SO CENTRAL BELL-LA	No	\$8,639,355
	31	STAR TEL CO	No	\$3,627,030
	32	Sprint Spectrum, LP	Yes	\$600,074
				<u>\$163,130,662</u>
Maine	1	CHINA TEL CO.	No	\$744,066
	2	COBBOSSECONTEE TEL	No	\$203,046
	3	COMMUNITY SERVICE	No	\$1,341,300
	4	HAMPDEN TEL CO	No	\$409,212
	5	HARTLAND & ST ALBANS	No	\$341,790
	6	ISLAND TEL CO	No	\$229,010
	7	LINCOLNVILLE TEL CO	No	\$992,250
	8	MID MAINE TELECOM	No	\$1,064,127
	9	NORTHLAND TEL CO-ME	No	\$5,348,592
	10	OXFORD COUNTY TEL	No	\$1,258,338
	11	OXFORD WEST TEL CO	No	\$941,460
	12	PINE TREE TEL & TEL	No	\$726,609
	13	RCC Minnesota, Inc.	Yes	\$3,330,147
	14	SACO RIVER TEL & TEL	No	\$622,194
	15	SOMERSET TEL CO	No	\$1,490,133
	16	STANDISH TEL CO	No	\$2,772,813
	17	UNION RIVER TEL CO	No	\$988,224
	18	UNITY TEL CO., INC.	No	\$1,501,512
	19	United States Cellular Corporation	Yes	\$9,843,922
	20	VERIZON MAINE	No	\$1,698,273
	21	WARREN TEL CO	No	\$319,329
	22	WEST PENOBSCOT TEL	No	\$400,212
				<u>\$36,566,559</u>

Annual High-Cost Support by State and Study Area: 2007

State	Count	Study Area Name	CETC	Support
Maryland	1	ARMSTRONG TEL OF MD	No	\$1,714,830
	2	Budget Phone, Inc.	Yes	(\$864)
	3	VERIZON MARYLAND INC	No	\$2,492,733
				<u>\$4,206,699</u>
Massachusetts	1	GRANBY TEL & TEL -MA	No	\$90,210
	2	RICHMOND TEL CO	No	\$547,944
	3	VERIZON MASS.	No	\$1,660,386
				<u>\$2,298,540</u>
Michigan	1	ACE TEL OF MICHIGAN	No	\$2,074,356
	2	ALLENDALE TEL CO	No	\$386,310
	3	ALLTEL Communications, Inc.	Yes	\$13,709,428
	4	Allband Comm. Coop.	No	\$267,394
	5	American Cellular Corp. (MI)	Yes	\$726,174
	6	BARAGA TEL CO	No	\$980,820
	7	BARRY COUNTY TEL CO	No	\$726,540
	8	BLANCHARD TEL ASSN	No	\$343,566
	9	BLOOMINGDALE TEL CO	No	\$1,290,327
	10	CARR TEL CO	No	\$591,192
	11	CENTURY OF MICHIGAN	No	\$7,255,470
	12	CENTURY TEL. MIDWEST	No	\$5,649,384
	13	CENTURY-NORTHN MICH.	No	\$622,236
	14	CENTURYTEL-UPPER MI	No	\$2,932,962
	15	CHATHAM TEL CO - MI	No	\$851,268
	16	CHIPPEWA COUNTY TEL	No	\$6,648
	17	CLIMAX TEL CO	No	\$280,299
	18	COMM CORP OF MI	No	\$551,794
	19	Centennial Michigan RSA 6 Cellular Corp.	Yes	\$90,227
	20	Centennial Michigan RSA 7 Cellular Corp.	Yes	\$153,901
	21	DEERFIELD FARMERS	No	\$1,961,205
	22	DRENTHE TEL CO	No	\$165,858
	23	Dobson Cellular Systems, Inc. (MI)	Yes	\$5,736,742
	24	FARMERS DBA CHAPIN	No	\$192,558
	25	FRONTIER-MICHIGAN	No	\$227,880
	26	HIAWATHA TEL CO	No	\$1,978,404
	27	ISLAND TEL CO	No	\$253,264
	28	KALEVA TEL CO	No	\$707,028
	29	LENNON TEL CO	No	\$1,167,027
	30	MICHIGAN BELL TEL CO	No	\$0
	31	MIDWAY TEL CO	No	\$622,608
	32	Michiana Metronet, Inc. - MI	Yes	\$609,146
	33	NPI-Omnipoint Wireless, LLC	Yes	\$1
	34	OGDEN TEL CO	No	\$170,286
	35	ONTONAGON COUNTY TEL	No	\$844,194
	36	PENINSULA TEL CO -MI	No	\$228,840
	37	PIGEON TEL CO	No	\$1,842,570
	38	RFB Cellular, Inc.	Yes	(\$43)
	39	SAND CREEK TEL CO	No	\$253,512
	40	SHIAWASSEE TEL CO	No	\$1,118,070
	41	SPRINGPORT TEL CO	No	\$849,618
	42	Thumb Cellular Limited Partnership	Yes	\$925,306
	43	UPPER PENINSULA TEL	No	\$5,354,916

Annual High-Cost Support by State and Study Area: 2007

State	Count	Study Area Name	CETC	Support
	44	VERIZON N-MI(ALLTEL)	No	\$40,938
	45	VERIZON NORTH-MI	No	\$449,703
	46	WALDRON TEL CO	No	\$420,522
	47	WESTPHALIA TEL CO	No	\$235,905
	48	WINN TEL CO	No	\$672,030
	49	WOLVERINE TEL CO	No	\$722,860
				<u>\$67,241,244</u>
Minnesota	1	ACE TEL ASSN-MN	No	\$1,652,418
	2	ALBANY MUTUAL ASSN	No	\$561,612
	3	ARROWHEAD COMM CORP	No	\$293,214
	4	ARVIG TEL CO	No	\$2,606,275
	5	American Cellular Corporation (MN)	Yes	\$5,628,516
	6	BENTON COOP TEL CO	No	\$851,238
	7	BLACKDUCK TEL CO	No	\$636,563
	8	BLUE EARTH VALLEY	No	\$1,199,250
	9	BRIDGEWATER TEL CO	No	\$1,263,138
	10	CALLAWAY TEL CO	No	\$140,976
	11	CANNON VLY TELECOM	No	\$617,934
	12	CENTURYTEL-MINNESOTA	No	\$9,983,502
	13	CHRISTENSEN-MADELIA	No	\$333,237
	14	CITIZENS-FRONTIER-MN	No	\$711,225
	15	CITIZENS-FRONTIER-MN	No	\$418,350
	16	CITY OF BARNESVILLE	No	\$258,387
	17	CLARA CITY TEL EXCH	No	\$443,418
	18	CLEMENTS TEL CO	No	\$100,752
	19	CONSOLIDATED TEL CO	No	\$1,462,866
	20	CROSSLAKE TEL CO	No	\$256,809
	21	DELAVAN TEL CO	No	\$122,592
	22	DUNNELL TEL CO	No	\$130,659
	23	EAGLE VALLEY TEL CO	No	\$83,082
	24	EAST OTTER TAIL TEL	No	\$5,527,488
	25	EASTON TEL CO	No	\$118,518
	26	ECKLES TEL CO	No	\$1,406,616
	27	EMILY COOP TEL CO	No	\$565,122
	28	FARMERS MUTUAL TEL	No	\$509,445
	29	FEDERATED TEL COOP	No	\$922,740
	30	FEDERATED UTILITIES	No	\$221,634
	31	FELTON TEL CO. INC.	No	\$90,384
	32	FRONTIER-MINNESOTA	No	\$367,506
	33	GARDEN VALLEY TEL CO	No	\$3,476,160
	34	GARDONVILLE COOP TEL	No	\$719,547
	35	GRANADA TEL CO	No	\$75,966
	36	HALSTAD TEL CO	No	\$872,340
	37	HARMONY TEL CO	No	\$335,241
	38	HILLS TEL CO, INC	No	\$326,832
	39	HOME TEL CO - MN	No	\$477,219
	40	HUTCHINSON TEL CO	No	\$646,848
	41	INTERSTATE TELECOMM.	No	\$547,710
	42	JOHNSON TEL CO	No	\$1,796,346
	43	KASSON & MANTORVILLE	No	\$730,551
	44	LAKEDALE TEL CO	No	\$864,762
	45	LISMORE COOP TEL CO	No	\$127,059

Annual High-Cost Support by State and Study Area: 2007

State	Count	Study Area Name	CETC	Support
	46	LONSDALE TEL CO	No	\$259,038
	47	LORETEL SYSTEMS, INC	No	\$1,623,708
	48	LOWRY TEL CO, LLC	No	\$194,094
	49	MABEL COOP TEL - MN	No	\$306,396
	50	MANCHESTER-HARTLAND	No	\$242,427
	51	MANKATO-HICKORYTECH	No	\$537,306
	52	MELROSE TEL CO	No	\$1,268,472
	53	MID STATE DBA KMP	No	\$587,874
	54	MID STATE TEL CO	No	\$1,299,240
	55	MID-COMM-HICKORYTECH	No	\$2,739,555
	56	MIDWEST TEL CO	No	\$587,088
	57	MINNESOTA LAKE TEL	No	\$239,657
	58	MINNESOTA VALLEY TEL	No	\$352,086
	59	Midwest Wireless Communications, LLC	Yes	\$20,158,225
	60	NEW ULM TELECOM, INC	No	\$455,406
	61	NORTHERN TEL CO - MN	No	\$41,082
	62	OSAKIS TEL CO	No	\$273,453
	63	PARK REGION MUTUAL	No	\$1,134,078
	64	PAUL BUNYAN RURAL	No	\$6,112,794
	65	PEOPLES TEL CO - MN	No	\$1,059,072
	66	PINE ISLAND TEL CO	No	\$546,918
	67	QWEST CORP-MN	No	\$0
	68	RCC Minnesota	Yes	\$18,615,150
	69	REDWOOD COUNTY TEL	No	\$1,375,884
	70	ROTHSAY TEL CO, INC	No	\$169,056
	71	RUNESTONE TEL ASSN	No	\$1,272,027
	72	SACRED HEART TEL CO	No	\$155,451
	73	SCOTT RICE -INTEGRA	No	\$1,336,674
	74	SHERBURNE CTY RURAL	No	\$3,330,948
	75	SLEEPY EYE TEL CO	No	\$730,674
	76	SPRING GROVE COOP	No	\$334,110
	77	STARBUCK TEL CO	No	\$251,490
	78	TWIN VALLEY-ULEN TEL	No	\$1,488,992
	79	UPSALA COOP TEL ASSN	No	\$227,550
	80	UTC OF MINNESOTA	No	\$1,317,072
	81	VALLEY TEL CO - MN	No	\$410,184
	82	WEST CENTRAL TEL	No	\$2,501,612
	83	WESTERN TEL CO	No	\$473,520
	84	WIKSTROM TEL CO, INC	No	\$2,364,690
	85	WILDERNESS VALLEY	No	\$48,174
	86	WINNEBAGO COOP ASSN	No	\$370,956
	87	WINSTED TEL CO	No	\$284,337
	88	WINTHROP TEL CO	No	\$220,743
	89	WOLVERTON TEL CO	No	\$95,868
	90	WOODSTOCK TEL CO	No	\$504,720
	91	Western Wireless	Yes	\$3,786,475
	92	Wireless Alliance, LLC	Yes	\$24,918
	93	ZUMBROTA TEL CO	No	\$253,176
				<hr/> <hr/>
				\$132,444,467
Mississippi	1	ALLTEL Communications, Inc.	Yes	\$14,017,389
	2	ALLTEL MISSISSIPPI	No	\$1,558,470
	3	BAY SPRINGS TEL CO	No	\$7,011,366

Annual High-Cost Support by State and Study Area: 2007

State	Count	Study Area Name	CETC	Support
	4	BRUCE TEL CO - MS	No	\$1,598,268
	5	CALHOUN CITY TEL CO	No	\$728,426
	6	CENTURYTEL - N. MISS	No	\$8,713,614
	7	Cellular South License, Inc.	Yes	\$57,464,289
	8	Centennial Cellular Tri-State Operating Partnership - MS	Yes	\$1,260,881
	9	Centennial Clairborne Cellular Corp.	Yes	\$2,111,669
	10	CommuniGroup of Jackson, Inc.	Yes	\$113,568
	11	DECATUR TEL CO -MS	No	\$203,217
	12	DELTA TEL CO	No	\$2,082,963
	13	Dialog Telecommunications, Inc.	Yes	\$105,185
	14	DixieNet Communications	Yes	\$487,141
	15	FRANKLIN TEL CO - MS	No	\$6,802,516
	16	FRONTIER-MISSISSIPPI	No	\$977,190
	17	FULTON TEL CO	No	\$1,126,344
	18	GEORGETOWN TEL CO	No	\$883,398
	19	Gulfpines Communications	Yes	\$31,135
	20	LAKESIDE TEL. CO.	No	\$686,724
	21	MOUND BAYOU TEL & CO	No	\$399,300
	22	MYRTLE TEL CO	No	\$215,706
	23	Megagate Broadband, Inc.	Yes	\$38,230
	24	NOXAPATER TEL CO	No	\$767,751
	25	NPCR, Inc.	Yes	\$1,140,099
	26	New Cingular Wireless PCS, LLC	Yes	\$61,954,636
	27	RCC Minnesota, Inc.	Yes	\$3,823,216
	28	SLEDGE TEL CO	No	\$838,278
	29	SMITHVILLE TEL CO	No	\$193,974
	30	SO CENTRAL BELL-MS	No	\$99,667,863
	31	SOUTHEAST MS TEL CO	No	\$2,227,640
	32	Sprint Spectrum, LP	Yes	\$3,898,525
	33	Telepak Networks, Inc.	Yes	\$131,478
	34	WS Telecom, Inc.	Yes	\$143,183
				<hr/> <hr/>
				\$283,403,632
Missouri	1	ALLTEL MISSOURI	No	\$2,921,709
	2	ALMA COMM. CO.	No	\$389,994
	3	BPS Tel. Co.	No	\$1,350,732
	4	CENTURYTEL-MO BELLE	No	\$1,044,111
	5	CENTURYTEL-MO CEN	No	\$754,833
	6	CENTURYTEL-MO SOUTH	No	\$1,261,938
	7	CENTURYTEL-MO SW	No	\$2,547,558
	8	CHARITON VALLEY TEL	No	\$7,174,812
	9	CHOCTAW TELEPHONE CO	No	\$176,688
	10	CITIZENS TEL CO - MO	No	\$2,103,150
	11	CRAW-KAN TEL COOP-MO	No	\$987,804
	12	Cass County Tel. Co.	No	\$0
	13	ELLINGTON TEL CO	No	\$1,254,262
	14	FARBER TEL CO	No	\$98,508
	15	FIDELITY TEL CO	No	\$2,732,808
	16	FairPoint Com. Inc.	No	\$3,567,223
	17	Fidelity Communications Services I Inc	Yes	\$11,595
	18	GOODMAN TEL CO	No	\$1,526,259
	19	GRANBY TEL CO - MO	No	\$1,879,584
	20	GRAND RIVER MUT-MO	No	\$5,542,737

Annual High-Cost Support by State and Study Area: 2007

State	Count	Study Area Name	CETC	Support
	21	GREEN HILLS TEL CORP	No	\$2,907,288
	22	Green Hills Area Cellular	Yes	\$32,133
	23	HOLWAY TEL CO	No	\$373,662
	24	IAMO TEL CO - MO	No	\$520,158
	25	KINGDOM TELEPHONE CO	No	\$2,119,044
	26	KLM TEL CO	No	\$544,590
	27	LATHROP TEL COMPANY	No	\$276,822
	28	LE-RU TELEPHONE CO	No	\$2,274,039
	29	MARK TWAIN RURAL TEL	No	\$2,695,290
	30	MCDONALD COUNTY TEL	No	\$2,566,914
	31	MID-MISSOURI TEL CO	No	\$3,130,698
	32	MILLER TEL CO - MO	No	\$600,348
	33	MOKAN DIAL INC-MO	No	\$402,906
	34	Mark Twain Communications, Co.	Yes	\$322,028
	35	Missouri RSA No. 5 Partnership	Yes	\$2,816,044
	36	NE MISSOURI RURAL	No	\$4,838,010
	37	NEW FLORENCE TEL CO	No	\$0
	38	NEW LONDON TEL CO	No	\$222,042
	39	Northwest Missouri Cellular	Yes	\$1,581,573
	40	ORCHARD FARM TEL CO	No	\$83,616
	41	OREGON FARMERS MUT	No	\$859,212
	42	Ozark Tel. Co.	No	\$1,621,926
	43	PEACE VALLEY TEL CO	No	\$208,854
	44	ROCK PORT TEL CO	No	\$544,914
	45	SENECA TEL CO	No	\$2,055,360
	46	SOUTHWESTERN BELL-MO	No	\$0
	47	SPECTRA COMM. GROUP	No	\$13,878,558
	48	STEELVILLE TEL EXCH	No	\$3,921,705
	49	STOUTLAND TEL CO	No	\$814,803
	50	UTC OF MISSOURI	No	\$4,979,571
	51	United States Cellular Corporation	Yes	\$3,716,965
				<u>\$98,235,378</u>
Montana	1	3 Rivers Telephone Cooperative, Inc.	Yes	\$194,166
	2	3-RIVERS TEL COOP	No	\$6,482,097
	3	BLACKFOOT TEL COOP	No	\$5,119,017
	4	CENTRAL MONTANA	No	\$4,866,534
	5	CENTURYTEL-MONTANA	No	\$4,103,274
	6	CITIZENS-FRONTIER-MT	No	\$1,014,609
	7	CLARK FORK TELECOM	No	\$3,792,390
	8	Cable & Communications Corporation	Yes	\$1,071,366
	9	HOT SPRINGS TEL CO	No	\$667,542
	10	INTERBEL TEL COOP	No	\$3,052,773
	11	LINCOLN TEL CO INC	No	\$416,322
	12	MID-RIVERS TEL COOP	No	\$5,343,696
	13	Mid-Rivers Tel. Coop.	Yes	\$1,334,952
	14	NEMONT TEL COOP-MT	No	\$3,633,573
	15	NORTHERN TEL COOP	No	\$1,877,772
	16	PROJECT TEL CO	No	\$3,417,132
	17	QWEST CORP-MT	No	\$14,777,745
	18	RANGE TEL COOP-MT	No	\$1,442,586
	19	RONAN TEL CO	No	\$576,318
	20	Range Telephone Cooperative, Inc.	Yes	\$269,283

Annual High-Cost Support by State and Study Area: 2007

State	Count	Study Area Name	CETC	Support
	21	SOUTHERN MONTANA TEL	No	\$871,998
	22	Sagebrush Cellular, Inc.	Yes	\$4,371,369
	23	TRIANGLE TEL COOP	No	\$4,088,466
	24	Western Wireless - MT	Yes	\$4,497,204
				<u>\$77,282,184</u>
Nebraska	1	ALLTEL NEBRASKA, INC	No	\$2,554,036
	2	ARAPAHOE TEL CO	No	\$1,686,702
	3	ARLINGTON TEL CO	No	\$520,446
	4	Allo Communications, LLC	Yes	\$90,705
	5	Alltel Communications of Nebraska, Inc.	Yes	\$41,798,736
	6	BENKELMAN TEL CO	No	\$1,479,474
	7	BLAIR TEL CO	No	\$2,102,982
	8	Budget Phone, Inc.	Yes	\$0
	9	CAMBRIDGE TEL CO -NE	No	\$484,572
	10	CITIZENS-FRONTIER-NE	No	\$566,262
	11	CLARKS TEL CO	No	\$590,058
	12	CONSOLIDATED TEL CO	No	\$1,450,098
	13	CONSOLIDATED TELCO	No	\$700,974
	14	CONSOLIDATED TELECOM	No	\$492,360
	15	COZAD TEL CO	No	\$1,580,142
	16	CURTIS TEL CO	No	\$1,074,234
	17	DALTON TEL CO, INC	No	\$1,968,084
	18	DILLER TEL CO	No	\$1,003,302
	19	EASTERN NEBRASKA TEL	No	\$693,696
	20	ELSIE COMM., INC.	No	\$603,513
	21	GLENWOOD TEL MEMBER	No	\$3,921,246
	22	GREAT PLAINS COMMUN	No	\$6,572,664
	23	HAMILTON TEL CO	No	\$1,668,768
	24	HARTINGTON TEL CO	No	\$715,194
	25	HARTMAN TEL EXCH INC	No	\$1,269,156
	26	HEMINGFORD COOP TEL	No	\$2,076,333
	27	HENDERSON CO-OP TEL	No	\$607,986
	28	HERSHEY COOP TEL CO	No	\$247,512
	29	HOOPER TEL CO	No	\$354,243
	30	HunTel Cablevision dba HunTel Communications	Yes	\$56,235
	31	K & M TEL CO, INC	No	\$302,070
	32	KEYSTONE-ARTHUR TEL	No	\$756,606
	33	Mobius Communications Company, Hemingford	Yes	\$12,027
	34	NEBRASKA CENTRAL TEL	No	\$1,513,890
	35	NORTHEAST NEBRASKA	No	\$2,801,004
	36	Nebraska Tech. & Telecommunications, Inc.	Yes	\$1,424,733
	37	North East Colorado Cellular, Inc.	Yes	\$3,488,540
	38	OrbitCom Inc.	Yes	\$33,694
	39	PIERCE TEL CO	No	\$366,366
	40	PLAINVIEW TEL CO	No	\$1,063,902
	41	Pinpoint Communications, Inc.	Yes	\$28,960
	42	QWEST CORP-NE	No	\$4,882,529
	43	ROCK COUNTY TEL CO	No	\$398,004
	44	SE NEBRASKA TEL CO	No	\$1,554,972
	45	SODTOWN TEL CO	No	\$58,278
	46	STANTON TELECOM INC.	No	\$1,389,606
	47	THREE RIVER TELCO	No	\$912,078

Annual High-Cost Support by State and Study Area: 2007

State	Count	Study Area Name	CETC	Support
	48	Three River Communications, LLC	Yes	\$110,904
	49	USCOC of Nebraska/Kansas LLC dba U.S. Cellular	Yes	\$2,778,207
	50	UTC OF THE WEST-NE	No	\$2,160,156
	51	WAUNETA TEL CO	No	\$1,211,844
				<u><u>\$106,178,083</u></u>
Nevada	1	BEEHIVE TEL CO - NV	No	\$557,772
	2	CC Cellular d/b/a CC Communications	Yes	\$1,531,215
	3	CENTEL OF NV	No	\$1,576,608
	4	CENTURY-GEM STATE-NV	No	\$159,102
	5	CHURCHILL-CC COMM.	No	\$4,115,676
	6	CITIZENS-FRONTIER-NV	No	\$2,068,491
	7	CITIZENS-FRONTIER-NV	No	\$340,245
	8	FILER MUTUAL TEL -NV	No	\$237,816
	9	HUMBOLDT TEL CO	No	\$2,098,182
	10	LINCOLN CTY TEL SYS	No	\$1,070,868
	11	MOAPA VALLEY TEL CO.	No	\$867,048
	12	NEVADA BELL	No	\$3,691,074
	13	RIO VIRGIN TEL CO	No	\$336,300
	14	RURAL TEL CO - NV	No	\$1,367,763
	15	VERIZON CALIF-NV	No	\$4,665,468
	16	Western Wireless	Yes	\$4,950,172
				<u><u>\$29,633,800</u></u>
New Hampshire	1	BRETTON WOODS TEL CO	No	\$377,196
	2	DIXVILLE TEL CO	No	\$179,538
	3	DUNBARTON TEL CO	No	\$331,131
	4	GRANITE STATE TEL	No	\$2,283,732
	5	KEARSARGE TEL CO	No	\$1,056,444
	6	MCTA, INC.	No	\$879,672
	7	MERRIMACK COUNTY TEL	No	\$947,526
	8	RCC Minnesota, Inc.	Yes	\$194,627
	9	UNION TEL CO	No	\$1,085,796
	10	VERIZON NEWHAMPSHIRE	No	\$1,683,597
	11	WILTON TEL CO - NH	No	\$345,678
				<u><u>\$9,364,937</u></u>
New Jersey	1	UNITED TEL - NJ, INC	No	\$270,003
	2	VERIZON NEW JERSEY	No	\$0
	3	WARWICK VALLEY-NJ	No	\$1,394,082
				<u><u>\$1,664,085</u></u>
New Mexico	1	BACA VALLEY TEL CO	No	\$2,300,034
	2	CENTURYTEL SW-NM	No	\$3,023,421
	3	DELL TEL CO-OP - NM	No	\$1,065,426
	4	ENMR TEL COOP INC-NM	No	\$1,825,938
	5	LA JICARITA RURAL	No	\$2,173,497
	6	LEACO RURAL TEL COOP	No	\$4,487,805
	7	Leaco Rural Telephone Coop., Inc.	Yes	\$75,216
	8	MESCALERO APACHE	No	\$3,679,269
	9	NAVAJO-NM-FRONTIER	No	\$1,102,395
	10	New Mexico RSA 2	Yes	\$2,057,099
	11	New Mexico RSA 4-East Limited Partnership	Yes	\$2,287,743

Annual High-Cost Support by State and Study Area: 2007

State	Count	Study Area Name	CETC	Support
	12	PENASCO VALLEY TEL	No	\$5,077,050
	13	QWEST CORP-NM	No	\$4,198,572
	14	ROOSEVELT CNTY RURAL	No	\$1,794,030
	15	Sacred Winds Comm	No	\$4,434,219
	16	Smith Bagley	Yes	\$4,543,476
	17	Sprint Spectrum, LP	Yes	\$960,219
	18	Tularosa Basin Tel.	No	\$3,611,754
	19	VALLEY TEL COOP - NM	No	\$3,006,270
	20	VALOR-NM#1	No	\$1,465,500
	21	VALOR-NM#2	No	\$3,671,373
	22	WESTERN NEW MEXICO	No	\$6,574,332
	23	Western Wireless	Yes	\$3,973,476
				<u>\$67,388,114</u>
New York	1	ALLTEL NY-FULTON	No	\$1,423,416
	2	ALLTEL NY-JAMESTOWN	No	\$1,206,600
	3	ALLTEL NY-RED JACKET	No	\$129,210
	4	ARMSTRONG TEL CO-NY	No	\$1,762,869
	5	AT&T Communications Of N.Y. Inc.	Yes	\$858,600
	6	BERKSHIRE TEL CORP	No	\$644,478
	7	CASSADAGA TEL CORP	No	\$250,176
	8	CHAMPLAIN TEL CO	No	\$957,801
	9	CHAUTAUQUA & ERIE	No	\$1,229,076
	10	CHAZY & WESTPORT	No	\$465,018
	11	CITIZENS HAMMOND NY	No	\$1,180,293
	12	CITIZENS-FRONTIER-NY	No	\$4,484,175
	13	CITIZENS-FRONTIER-NY	No	\$1,367,778
	14	CITIZENS-FRONTIER-NY	No	\$2,405,670
	15	CROWN POINT TEL CORP	No	\$1,032,366
	16	DELHI TEL CO	No	\$819,258
	17	DEPOSIT TEL CO	No	\$727,050
	18	DUNKIRK & FREDONIA	No	\$954,798
	19	EDWARDS TEL CO	No	\$661,080
	20	EMPIRE TEL CORP	No	\$782,940
	21	FISHERS ISLAND TEL	No	\$206,622
	22	FRONTIER COMM OF NY	No	\$7,944
	23	FRONTIER-AUSABLE VAL	No	\$952,074
	24	FRONTIER-ROCHESTER	No	\$0
	25	FRONTIER-SENECA GORH	No	\$773,238
	26	FRONTIER-SYLVAN LAKE	No	\$1,054,326
	27	GERMANTOWN TEL CO	No	\$800,187
	28	HANCOCK TEL CO	No	\$678,441
	29	MARGARETVILLE TEL CO	No	\$222,954
	30	MCImetro Access Transmission Services, LLC	Yes	\$1,588,281
	31	MIDDLEBURGH TEL CO	No	\$668,052
	32	NEWPORT TEL CO	No	\$448,392
	33	NICHOLVILLE TEL CO	No	\$941,310
	34	NPCR, Inc.	Yes	\$1,618,110
	35	OGDEN TEL DBA FRNTER	No	\$273,432
	36	ONEIDA COUNTY RURAL	No	\$627,396
	37	ONTARIO TEL CO, INC.	No	\$350,547
	38	ORISKANY FALLS TEL	No	\$16,710
	39	PATTERSONVILLE TEL	No	\$367,086

Annual High-Cost Support by State and Study Area: 2007

State	Count	Study Area Name	CETC	Support
	40	PORT BYRON TEL CO	No	\$706,035
	41	PrimeLink, Inc.	Yes	\$4,968
	42	STATE TEL CO	No	\$902,520
	43	Sprint Spectrum, LP	Yes	\$1,705,737
	44	TACONIC TEL CORP	No	\$2,391,816
	45	TOWNSHIP TEL CO	No	\$919,736
	46	TRUMANSBURG TEL CO.	No	\$1,431,303
	47	VERIZON NEW YORK	No	\$6,922,599
	48	VERNON TEL CO	No	\$284,214
	49	WARWICK VALLEY-NY	No	\$2,335,356
				<u><u>\$52,542,038</u></u>
North Carolina	1	ALLTEL CAROLINA-NO	No	\$3,946,278
	2	ALLTEL Communications, Inc.	Yes	\$3,365,040
	3	ATLANTIC MEMBERSHIP	No	\$2,326,410
	4	BARNARDSVILLE TEL CO	No	\$471,692
	5	CAROLINA TEL & TEL	No	\$7,892,019
	6	CENDEL OF NC	No	\$1,644,165
	7	CITIZENS TEL CO	No	\$6,144,987
	8	CONCORD TEL CO	No	\$4,919,418
	9	Carolina West Wireless, Inc.	Yes	\$4,119,609
	10	ELLERBE TEL CO	No	\$347,202
	11	LEXCOM TELEPHONE CO.	No	\$6,227,517
	12	MEBTEL, INC.	No	\$1,704,804
	13	N.ST. dba N. ST.COMM	No	\$1,146,174
	14	PIEDMONT MEMBERSHIP	No	\$491,190
	15	PINEVILLE TEL CO	No	\$293,742
	16	RANDOLPH MEMBERSHIP	No	\$1,258,950
	17	RANDOLPH TEL CO	No	\$459,336
	18	SALUDA MOUNTAIN TEL	No	\$466,160
	19	SERVICE TEL CO	No	\$319,986
	20	SKYLINE MEMBERSHIP	No	\$2,636,124
	21	SOUTHERN BELL-NC	No	\$4,445,667
	22	STAR MEMBERSHIP CORP	No	\$3,837,648
	23	SURRY MEMBERSHIP	No	\$1,150,758
	24	Sprint Spectrum, LP	Yes	\$3,601,480
	25	TRI COUNTY TEL MEMBR	No	\$668,850
	26	VERIZON S-NC(CONTEL)	No	\$4,879,449
	27	VERIZON SOUTH-NC	No	\$3,997,290
	28	WILKES MEMBERSHIP	No	\$2,904,129
	29	YADKIN VALLEY TEL	No	\$2,205,702
				<u><u>\$77,871,776</u></u>
North Dakota	1	ABSARAKA COOP TEL CO	No	\$38,550
	2	BEK COMM. COOP.	No	\$5,349,516
	3	Badlands Cellular of ND LP	Yes	\$3,633,871
	4	Bismark MSA LP	Yes	\$2,033,003
	5	CITIZENS-FRONTIER-ND	No	\$0
	6	CONSOLIDATED TELCOM	No	\$4,838,232
	7	DAKOTA CENTRAL COOP	No	\$2,786,073
	8	DICKEY RURAL COOP	No	\$4,048,692
	9	GRIGGS COUNTY TEL CO	No	\$641,895
	10	HTC Services, Inc.	Yes	\$38,577

Annual High-Cost Support by State and Study Area: 2007

State	Count	Study Area Name	CETC	Support
	11	INTER-COMMUNITY TEL	No	\$1,497,360
	12	MIDSTATE COMM.	No	\$489,030
	13	MIDSTATE TEL CO	No	\$1,072,890
	14	MOORE & LIBERTY TEL	No	\$322,317
	15	Midcontinent Communications	Yes	\$49,902
	16	NEMONT TEL COOP - ND	No	\$744,156
	17	NOONAN FARMERS TEL	No	(\$18,456)
	18	NORTH DAKOTA TEL CO	No	\$2,573,534
	19	NORTHWEST COMM COOP	No	\$2,046,990
	20	North Central RSA 2 of North Dakota LP	Yes	\$1,113,796
	21	North Dakota 5 - Kidder LP	Yes	\$2,757,087
	22	North Dakota Network Company	Yes	\$1,388,473
	23	North Dakota RSA 3 LP	Yes	\$4,378,814
	24	Northwest Dakota Cellular of North Dakota LP	Yes	\$4,712,992
	25	POLAR COMM MUT AID	No	\$1,827,018
	26	POLAR TELECOMM.	No	\$729,903
	27	Polar Telcom, Inc.	Yes	\$0
	28	QWEST CORP-ND	No	\$484,845
	29	RED RIVER RURAL TEL	No	\$1,606,083
	30	RESERVATION TEL COOP	No	\$3,797,397
	31	SRT COMMUNICATIONS	No	\$4,800,556
	32	UNITED TEL MUTUAL	No	\$1,994,238
	33	W. RIVER TELECOM.	No	\$3,392,934
	34	WOLVERTON TEL CO	No	\$164,877
	35	Western Wireless	Yes	\$19,435,780
				<u>\$84,770,925</u>
Northern Mariana Islands	1	Guam Cellular and Paging, Inc.	Yes	\$255,135
	2	MICRONESIAN TELECOMM	No	\$610,212
	3	PTI Pacifica, Inc.	Yes	\$764,879
				<u>\$1,630,226</u>
Ohio	1	ALLTEL OHIO INC.	No	\$1,924,332
	2	ARCADIA TEL CO	No	\$177,966
	3	AYERSVILLE TEL CO	No	\$284,718
	4	BASCOM MUTUAL TEL CO	No	\$329,898
	5	BENTON RIDGE TEL CO	No	\$554,376
	6	BUCKLAND TEL. CO.	No	\$145,344
	7	CENTURYTEL OF OHIO	No	(\$10,698)
	8	CINCINNATI BELL-OH	No	\$0
	9	COLUMBUS GROVE TEL	No	\$213,786
	10	CONNEAUT TEL CO	No	\$2,530,704
	11	CONTINENTAL OF OHIO	No	\$404,580
	12	DOYLESTOWN TEL CO	No	\$340,410
	13	FARMERS MUTUAL TEL	No	\$89,898
	14	FORT JENNINGS TEL CO	No	\$188,622
	15	FRONTIER-MI-OH	No	\$11,028
	16	GERMANTOWN INDEPEND	No	\$607,578
	17	GLANDORF TEL CO	No	\$178,062
	18	KALIDA TEL CO	No	\$296,730
	19	LITTLE MIAMI COMM.	No	\$595,644
	20	MCCLURE TEL CO	No	\$1,135,020
	21	MIDDLE POINT HOME	No	\$159,822

Annual High-Cost Support by State and Study Area: 2007

State	Count	Study Area Name	CETC	Support
	22	MINFORD TEL CO	No	\$533,508
	23	OAKWOOD TEL CO	No	\$258,126
	24	OHIO BELL TEL CO	No	\$0
	25	ORWELL TEL CO	No	\$794,397
	26	OTTOVILLE MUTUAL	No	\$296,076
	27	PATTERSONVILLE TEL	No	\$138,234
	28	RIDGEVILLE TEL CO	No	\$243,882
	29	SHERWOOD MUTUAL TEL	No	\$215,286
	30	SYCAMORE TEL CO	No	\$442,779
	31	TELEPHONE SERVICE	No	\$888,714
	32	THE ARTHUR MUTUAL	No	\$228,522
	33	THE CHAMPAIGN TEL CO	No	\$714,330
	34	THE CHILLICOTHE TEL	No	\$15,567,579
	35	THE NEW KNOXVILLE	No	\$218,766
	36	THE NOVA TEL CO	No	\$682,800
	37	UTC OF OHIO	No	\$5,651,994
	38	VANLUE TEL CO	No	\$163,416
	39	VAUGHNSVILLE TEL CO	No	\$131,670
	40	VERIZON NORTH-OH	No	\$6,797,784
	41	WABASH MUTUAL TEL CO	No	\$166,056
	42	WESTERN RESERVE TEL	No	\$1,913,688
				<hr/> <hr/>
				\$46,205,427
Oklahoma	1	ALLTEL OKLAHOMA INC	No	\$5,541,033
	2	ATLAS TEL CO	No	\$1,102,950
	3	American Cellular Corporation	Yes	\$529,244
	4	BEGGS TEL CO	No	\$299,619
	5	BIXBY TEL CO	No	\$3,907,679
	6	Budget Phone, Inc.	Yes	\$27
	7	CANADIAN VALLEY TEL	No	\$1,379,946
	8	CARNEGIE TEL CO INC	No	\$983,172
	9	CENTRAL OKLAHOMA TEL	No	\$2,776,866
	10	CHEROKEE TEL CO	No	\$1,468,792
	11	CHICKASAW TEL CO	No	\$8,330,948
	12	CHOUTEAU TEL CO	No	\$1,104,516
	13	CIMARRON TEL CO	No	\$6,284,442
	14	CROSS TEL CO	No	\$7,486,938
	15	Cellular Network Partnership	Yes	\$4,655,331
	16	Central Cellular, Inc. dba COTC Connections	Yes	\$0
	17	Cox Oklahoma Telcom,LLC dba Cox Business Services	Yes	\$231,051
	18	Cross Valliant Cellular Partnership	Yes	\$48
	19	Cross Wireless LLC dba Sprocket Wireless LLC	Yes	\$10,665
	20	DOBSON TEL CO	No	\$3,904,572
	21	Dobson Cellular Systems, Inc.	Yes	\$4,054,148
	22	Epic Touch Co.	Yes	\$68,580
	23	GRAND TEL CO INC	No	\$3,041,628
	24	HINTON TEL CO	No	\$2,274,751
	25	KANOKLA TEL ASSN-OK	No	\$2,182,266
	26	LAVACA TEL CO-OK	No	\$288,606
	27	MCCLOUD TEL CO	No	\$6,100,716
	28	MEDICINE PARK TEL CO	No	\$765,866
	29	MID-AMERICA TEL INC	No	\$968,736
	30	OKLAHOMA ALLTEL, INC	No	\$3,693,171

Annual High-Cost Support by State and Study Area: 2007

State	Count	Study Area Name	CETC	Support
	31	OKLAHOMA COMM SYSTEM	No	\$2,323,896
	32	OKLAHOMA TEL & TEL	No	\$1,838,478
	33	OKLAHOMA WESTERN TEL	No	\$1,184,262
	34	Oklahoma Western Telephone Co., DBA Oklahoma Western Cellular	Yes	\$21,723
	35	PANHANDLE TEL COOP	No	\$9,875,730
	36	PINE TELEPHONE CO	No	\$1,331,094
	37	PIONEER TEL COOP INC	No	\$8,015,226
	38	POTTAWATOMIE TEL CO	No	\$4,745,064
	39	Panhandle Telecommunications Systems, Inc.	Yes	\$3,621,261
	40	Pine Cellular Phones, Inc.	Yes	\$1,919,172
	41	S. CENTRAL TEL - OK	No	\$1,409,277
	42	SALINA-SPAVINAW TEL	No	\$2,303,034
	43	SANTA ROSA TEL COOP	No	\$324,225
	44	SHIDLER TEL CO	No	\$1,729,647
	45	SOUTHWESTERN BELL-OK	No	\$801,222
	46	SW OKLAHOMA TEL CO	No	\$255,858
	47	Sage Telecom, Inc.	Yes	\$1,431
	48	TERRAL TEL CO	No	\$1,721,598
	49	TOTAH TELEPHONE CO	No	\$1,595,574
	50	United States Cellular Corporation	Yes	\$8,740,914
	51	VALLIANT TEL CO	No	\$984,267
	52	VALOR-OK	No	\$646,614
	53	Vantage Telecom, LLC dba Newroads Telecom	Yes	\$649
	54	WYANDOTTE TEL CO	No	\$358,611
				<hr/> <hr/>
				\$129,185,134
Oregon	1	ASOTIN TEL - OR	No	\$68,664
	2	BEAVER CREEK COOP	No	\$1,832,640
	3	CANBY TEL ASSN	No	\$1,349,316
	4	CASCADE UTIL INC	No	\$1,726,410
	5	CENTURYTEL-EA OREGON	No	\$15,280,572
	6	CITIZENS-FRONTIER-OR	No	\$1,092,480
	7	CLEAR CREEK MUTUAL	No	\$1,682,574
	8	COLTON TEL CO	No	\$1,051,440
	9	Cingular Wireless (OR)	Yes	\$6,904,104
	10	EAGLE TEL SYSTEMS	No	\$566,250
	11	Eagle Telephone Systems, Inc. dba Snake River PCS	Yes	\$861,540
	12	Edge Wireless	Yes	\$2,025,965
	13	GERVAIS TELEPHONE CO	No	\$675,306
	14	HELIX TEL CO.	No	\$418,884
	15	HOME TELEPHONE CO	No	\$150,897
	16	MALHEUR HOME TEL CO	No	\$748,170
	17	MIDVALE TEL EXCH -OR	No	\$280,278
	18	MOLALLA TEL CO.	No	\$2,576,616
	19	MONITOR COOP TEL	No	\$774,066
	20	MONROE TELEPHONE CO.	No	\$1,168,788
	21	MT. ANGEL TEL CO.	No	\$258,882
	22	NEHALEM TEL & TEL	No	\$928,554
	23	NORTH STATE TEL CO.	No	\$485,316
	24	OREGON TEL CORP	No	\$1,205,089
	25	OREGON-IDAHO UTIL.	No	\$1,691,994
	26	PEOPLES TEL CO. - OR	No	\$631,560
	27	PINE TEL SYSTEM INC.	No	\$1,980,570

Annual High-Cost Support by State and Study Area: 2007

State	Count	Study Area Name	CETC	Support
	28	PIONEER TEL COOP	No	\$4,762,038
	29	QWEST CORP-OR	No	\$2,554,899
	30	RCC Minnesota, Inc.	Yes	\$4,125,915
	31	ROOME TELECOMM INC	No	\$526,380
	32	SCIO MUTUAL TEL ASSN	No	\$2,095,881
	33	ST PAUL COOP ASSN	No	\$162,888
	34	STAYTON COOP TEL CO	No	\$1,206,912
	35	TRANS-CASCADES TEL	No	\$279,711
	36	UTC OF THE NW - OR	No	\$1,336,581
	37	United States Cellular Corporation	Yes	\$5,793,236
	38	VERIZON N'WEST-OR	No	\$9,661,134
	39	Wantel, Inc. d/b/a ComspanUSA	Yes	\$47,382
				\$80,969,882
Pennsylvania	1	ALLTEL PENNSYLVANIA	No	\$2,828,568
	2	ARMSTRONG TEL CO-PA	No	\$1,280,355
	3	ARMSTRONG TEL NORTH	No	\$199,758
	4	BUFFALO VALLEY TEL	No	\$1,057,020
	5	CITIZENS - KECKSBURG	No	\$557,352
	6	COMMONWEALTH TEL ENT	No	\$10,370,676
	7	D&E Systems, Inc.	Yes	\$7,035
	8	DENVER & EPHRATA	No	\$1,663,518
	9	FRONTIER-BREEZEWOOD	No	\$197,001
	10	FRONTIER-CANTON	No	\$159,462
	11	FRONTIER-LAKEWOOD	No	\$69,936
	12	FRONTIER-OSWAYO RIVR	No	\$252,168
	13	FRONTIER-PA	No	\$641,784
	14	HICKORY TEL CO	No	\$246,744
	15	IRONTON TEL CO	No	\$740,412
	16	LACKAWAXEN TEL CO	No	\$328,458
	17	LAUREL HIGHLAND TEL	No	\$627,426
	18	MAHANNOY & MAHANTONGO	No	\$307,767
	19	MARIANNA - SCENERY	No	\$558,834
	20	MCI Metro Access Transmission Services	Yes	\$210,855
	21	NORTH EASTERN PA TEL	No	\$1,696,434
	22	NORTH PENN TEL CO	No	\$1,599,281
	23	NORTH PITTSBURGH TEL	No	\$2,087,544
	24	NPCR, Inc.	Yes	\$1,491,658
	25	PALMERTON TEL CO	No	\$1,115,676
	26	PENNSYLVANIA TEL CO	No	\$309,252
	27	PYMATUNING IND TEL	No	\$337,596
	28	SOUTH CANAAN TEL CO	No	\$569,415
	29	SUGAR VALLEY TEL CO	No	\$305,616
	30	THE BENTLEYVILLE TEL	No	\$294,672
	31	THE CONESTOGA TEL	No	\$1,674,708
	32	UTC OF PENNSYLVANIA	No	\$5,253,450
	33	VENUS TEL CORP	No	\$176,709
	34	VERIZON N-PA(CONTEL)	No	\$2,122,053
	35	VERIZON N-PA(QUAKER)	No	\$1,938,888
	36	VERIZON NORTH-PA	No	\$3,281,340
	37	VERIZON PENNSYLVANIA	No	\$8,724,591

Annual High-Cost Support by State and Study Area: 2007

State	Count	Study Area Name	CETC	Support
	38	WEST SIDE TEL CO-PA	No	\$36,498
	39	YUKON - WALTZ TEL CO	No	\$231,360
				<u>\$55,551,870</u>
Puerto Rico	1	Centennial Puerto Rico Operations Corp.	Yes	\$13,164,921
	2	Cingular Wireless	Yes	\$29,825,979
	3	Newcomm Wireless Services, Inc.	Yes	\$8,038,799
	4	P R T C - CENTRAL	No	\$3,297,143
	5	PUERTO RICO TEL CO	No	\$30,156,220
	6	Puerto Rico Telephone Company d/b/a Verizon Wireless Puerto Rico	Yes	\$27,761,919
	7	Sprint Spectrum, LP	Yes	\$9,817,569
	8	SunCom Wireless Puerto Rico Operating Co. LLC	Yes	\$12,963,370
				<u>\$135,025,920</u>
Rhode Island	1	VERIZON RHODE ISLAND	No	\$30,948
				<u>\$30,948</u>
South Carolina	1	ALLTEL SO CAROLINA	No	\$171,120
	2	BLUFFTON TEL. CO.	No	\$4,750,806
	3	CHESNEE TEL CO	No	\$646,644
	4	CHESTER TEL CO - SC	No	\$1,457,046
	5	FARMERS TEL COOP	No	\$16,904,496
	6	FORT MILL TEL CO	No	\$2,003,499
	7	HARGRAY TEL CO	No	\$2,850,102
	8	HOME TEL CO	No	\$4,208,520
	9	HORRY TEL COOP	No	\$2,246,526
	10	LANCASTER TEL CO	No	\$1,708,164
	11	LOCKHART TEL CO INC	No	\$154,710
	12	MCCLELLANVILLE TEL	No	\$572,967
	13	NORWAY TEL CO	No	\$186,300
	14	PALMETTO RURAL COOP	No	\$1,230,870
	15	PBT TELECOM, INC.	No	\$4,736,481
	16	PIEDMONT RURAL COOP	No	\$6,985,476
	17	RIDGEWAY TEL CO	No	\$435,882
	18	ROCK HILL TEL CO	No	\$2,440,260
	19	SANDHILL TEL COOP	No	\$1,371,996
	20	SOUTHERN BELL-SC	No	\$4,530,918
	21	ST STEPHEN TEL CO	No	\$1,041,990
	22	UTC OF THE CAROLINAS	No	\$1,262,061
	23	VERIZON S-SC(CONTEL)	No	\$1,311,501
	24	VERIZON SOUTH-SC	No	\$4,628,304
	25	WEST CAROLINA RURAL	No	\$5,432,952
	26	WILLISTON TEL CO	No	\$916,482
				<u>\$74,186,073</u>
South Dakota	1	ALLIANCE-BALTIC	No	\$958,479
	2	ALLIANCE-SPLITROCK	No	\$1,554,129
	3	ARMOUR INDEPENDENT	No	\$564,708
	4	BERESFORD MUNICIPAL	No	\$248,283
	5	Black Hills FiberCom,LLC	Yes	\$132,546
	6	Brookings Municipal Utilities d/b/a Swiftel Communications	Yes	\$651,534
	7	CHEYENNE RIVER SIOUX	No	\$1,812,666

Annual High-Cost Support by State and Study Area: 2007

State	Count	Study Area Name	CETC	Support
	8	CITY OF BROOKINGS	No	\$775,440
	9	CITY OF FAITH MUNIC	No	\$153,540
	10	GOLDEN WEST TELECOMM	No	\$7,898,679
	11	HILLS TEL CO, INC.	No	\$134,748
	12	INTERSTATE TELECOMM.	No	\$3,828,456
	13	JAMES VALLEY COOP	No	\$1,694,292
	14	JEFFERSON TEL CO -SD	No	\$566,238
	15	James Valley Wireless, LLC	Yes	\$1,326
	16	KADOKA TELEPHONE CO	No	(\$43,254)
	17	KENNEBEC TEL CO	No	\$1,674,894
	18	MCCOOK COOP TEL CO	No	\$839,574
	19	MIDSTATE COMM., INC.	No	\$2,969,268
	20	MT RUSHMORE TEL	No	\$1,220,232
	21	Midcontinent Communications	Yes	\$92,382
	22	Midstate Telecom, Inc.	Yes	\$13,551
	23	PRAIRIEWAVE COMM TEL	No	\$1,881,804
	24	QWEST CORP-SD	No	\$1,446,351
	25	RCC Minnesota, Inc.	Yes	\$1,145,826
	26	ROBERTS COUNTY COOP	No	\$1,058,349
	27	SANTEL COMM. COOP.	No	\$3,395,226
	28	SIOUX VALLEY TEL. CO	No	\$943,059
	29	SSTelecom, Inc.	Yes	\$39
	30	STOCKHOLM-STRANDBURG	No	\$428,700
	31	TRI-COUNTY TELCOM	No	\$228,324
	32	UNION TEL CO.	No	\$766,572
	33	VALLEY TELECOMM.	No	\$2,655,720
	34	VENTURE COMM. COOP	No	\$5,587,416
	35	VIVIAN TELEPHONE CO	No	\$8,520,732
	36	WEST RIVER COOP	No	\$2,847,945
	37	WEST RIVER(MOBRIDGE)	No	\$371,520
	38	WESTERN TEL CO.	No	\$418,404
	39	Western Wireless	Yes	\$30,722,320
	40	Western Wireless (Pine Ridge Reservation)	Yes	\$2,892,595
	41	Wireless Alliance, LLC	Yes	\$45,702
				<u>\$93,098,315</u>
Tennessee	1	ARDMORE TEL CO	No	\$897,984
	2	Advantage Cellular Systems, Inc.	Yes	\$896,909
	3	BEN LOMAND RURAL	No	\$2,748,258
	4	BLEDSON TEL COOP	No	\$1,181,682
	5	Ben Lomand Communications, Inc.	Yes	\$33,966
	6	Budget Phone, Inc.	Yes	(\$1,560)
	7	CENTURY-CLAIBORNE	No	\$2,292,690
	8	CENTURYTEL-ADAMSVILL	No	\$2,884,983
	9	CENTURYTEL-OOLTEWAH	No	\$2,041,758
	10	CITIZENS-FRONTIER-TN	No	\$331,986
	11	CONCORD TEL EXCHANGE	No	\$1,132,332
	12	CROCKETT TEL CO	No	\$972,561
	13	CTZENS-FRNTR-VOL ST	No	\$758,748
	14	DEKALB TEL COOP	No	\$2,997,660
	15	HIGHLAND TEL COOP-TN	No	\$1,883,598
	16	HUMPHREY'S COUNTY	No	\$261,926

Annual High-Cost Support by State and Study Area: 2007

State	Count	Study Area Name	CETC	Support
	17	LORETTO TEL CO	No	\$1,133,724
	18	MILLINGTON TEL CO	No	\$1,591,062
	19	NORTH CENTRAL COOP	No	\$3,375,519
	20	NPCR, Inc.	Yes	\$116,388
	21	PEOPLES TEL CO	No	\$2,313,217
	22	SO. CENTRAL BELL -TN	No	\$6,737,133
	23	Sprint Spectrum, LP	Yes	\$524,526
	24	TELLICO TEL CO	No	\$802,238
	25	TENNESSEE TEL CO	No	\$2,626,686
	26	TWIN LAKES TEL COOP	No	\$4,059,264
	27	UNITED INTER-MT-TN	No	\$1,622,076
	28	UTC OF TN	No	\$4,463,598
	29	WEST TENNESSEE TEL	No	\$926,523
	30	West Kentucky Rural	No	\$970,502
	31	YORKVILLE TEL COOP	No	(\$283,282)
				<hr/> <hr/>
				\$52,294,655
Texas	1	ALENCO COMMUNICATION	No	\$3,744,618
	2	Alltel Communications, Inc.	Yes	\$2,365,587
	3	BIG BEND TEL CO INC	No	\$15,106,470
	4	BLOSSOM TEL CO	No	\$367,245
	5	BORDER TO BORDER	No	\$1,382,160
	6	BRAZORIA TEL CO	No	\$3,779,028
	7	BRAZOS TEL COOP INC	No	\$1,326,546
	8	CAMERON TEL CO TEXAS	No	\$851,868
	9	CAP ROCK TEL COOP	No	\$2,196,501
	10	CENTEL OF TEXAS	No	\$2,822,601
	11	CENTRAL TEXAS CO-OP	No	\$7,759,233
	12	CENTURYTEL-LK DALLAS	No	\$1,788,213
	13	CENTURYTEL-PORT ARAN	No	\$863,577
	14	CENTURYTEL-SAN MARCO	No	\$3,157,380
	15	CGKC&H #2 Rural Limited Partnership dba West Central Wireless dba Right Wireless	Yes	\$301,971
	16	COLEMAN COUNTY CO-OP	No	\$2,192,619
	17	COLORADO VALLEY TEL	No	\$4,351,050
	18	COMANCHE COUNTY TEL	No	\$1,528,443
	19	COMMUNITY TEL CO	No	\$1,142,070
	20	CUMBY TEL COOP INC	No	\$553,959
	21	Caprock Cellular Limited Partnership	Yes	\$707,820
	22	Cedar Valley Communications, Inc.	Yes	(\$114)
	23	Cumby Tel Coop Inc	Yes	\$187,557
	24	Cutter Communications Inc dba GCEC Technologies	Yes	\$31,164
	25	DELL TEL. CO-OP - TX	No	\$2,216,046
	26	DialToneServices, L.P.	Yes	\$848,854
	27	Dobson Cellular Systems, Inc. (TX)	Yes	\$1,987,031
	28	EASTEX TEL COOP INC	No	\$9,638,562
	29	ELECTRA TELEPHONE CO	No	\$1,084,182
	30	ENMR TEL COOP-TX	No	\$15,222
	31	ETEX TEL COOP INC	No	\$6,618,786
	32	ETS TEL. CO., INC.	No	\$4,541,104
	33	Etex Communications, LP dba Etex Wireless	Yes	\$1,773,876
	34	FEC Communications LLP	Yes	\$0
	35	FIVE AREA TEL CO-OP	No	\$1,449,567
	36	FORT BEND TEL CO	No	\$5,723,588

Annual High-Cost Support by State and Study Area: 2007

State	Count	Study Area Name	CETC	Support
	37	GANADO TELEPHONE CO	No	\$2,542,332
	38	GTE SW VERIZON-TX	No	\$18,245,307
	39	GTE-SW VERIZON-TX	No	\$3,236,898
	40	GUADALUPE VALLEY TEL	No	\$12,748,632
	41	Grande Communications Networks, Inc.	Yes	\$721,300
	42	HILL COUNTRY CO-OP	No	\$3,894,807
	43	INDUSTRY TEL CO	No	\$1,839,018
	44	KERRVILLE TEL CO	No	\$750,084
	45	LA WARD TEL EXCHANGE	No	\$1,558,818
	46	LAKE LIVINGSTON TEL	No	\$1,878,102
	47	LIPAN TEL CO	No	\$1,809,462
	48	LIVINGSTON TEL CO	No	\$970,962
	49	MID-PLAINS RURAL TEL	No	\$1,334,193
	50	MUENSTER DBA NORTEX	No	\$2,113,521
	51	Mid-Tex Cellular Ltd.	Yes	\$1,505,272
	52	NORTH TEXAS TEL. CO.	No	\$280,776
	53	Nortex Telecom L.L.C.	Yes	\$0
	54	PEOPLES TEL COOP -TX	No	\$6,928,851
	55	POKA-LAMBRO TEL COOP	No	\$1,450,740
	56	Panhandle Telecommunication Systems, Inc.	Yes	\$38,121
	57	Plateau Telecommunications, Inc. (Texas RSA 3 Limited Partnership)	Yes	\$877,011
	58	RIVIERA TEL CO INC	No	\$2,859,498
	59	SANTA ROSA TEL COOP	No	\$2,834,778
	60	SOUTH PLAINS TEL	No	\$1,490,184
	61	SOUTHWEST TEXAS TEL	No	\$2,713,332
	62	SOUTHWESTERN BELL-TX	No	\$39,606
	63	SUGAR LAND TEL CO	No	\$870,870
	64	Santa Rosa Tel Coop	Yes	\$88,236
	65	Sprint Spectrum, LP	Yes	\$5,387,520
	66	TATUM TEL CO	No	\$492,498
	67	TAYLOR TEL CO-OP INC	No	\$1,707,891
	68	TEXAS-ALLTEL, INC.	No	\$1,630,914
	69	TXU COMMUNICATIONS	No	\$12,124,908
	70	Texas RSA 1 Limited Partnership dba XIT Wireless	Yes	\$984,981
	71	Texas RSA 8 South Limited Partnership dba Westex Wireless	Yes	\$328,010
	72	UTC OF TEXAS INC	No	\$19,972,194
	73	VALLEY TEL CO-OP -TX	No	\$9,899,967
	74	VALOR-TX	No	\$2,766,342
	75	W. T. Services, Inc.	Yes	\$42,465
	76	WES-TEX TEL CO-OP	No	\$2,250,216
	77	WEST TEXAS RURAL TEL	No	\$2,653,620
	78	Western Wireless	Yes	\$12,469,894
	79	XIT RURAL TEL CO-OP	No	\$2,804,304
	80	XIT Telecommunication and Technology, Inc.	Yes	\$55,785
	81	iBroadband Networks, Inc. d/b/a Cedar Valley Communications	Yes	\$138,774
				<hr/> <hr/>
				\$245,735,378
Utah	1	ALL WEST COMM-UT	No	\$2,783,046
	2	BEAR LAKE COMM	No	\$725,172
	3	BEEHIVE TEL CO - UT	No	\$4,349,802
	4	CENTRAL UTAH TEL INC	No	\$1,416,810
	5	CITIZENS-FRONTIER-UT	No	\$2,260,554
	6	Direct Comm Cedar	No	\$627,570

Annual High-Cost Support by State and Study Area: 2007

State	Count	Study Area Name	CETC	Support
	7	EMRY dba EMRY TELCOM	No	\$2,036,220
	8	GUNNISON TEL CO	No	\$308,118
	9	MANTI TEL CO	No	\$329,994
	10	NAVAJO-UT-FRONTIER	No	\$327,390
	11	QWEST CORP-UT	No	\$1,145,679
	12	SKYLINE TELECOM	No	\$713,082
	13	SOUTH CENTRAL UTAH	No	\$3,542,238
	14	Smith Bagley, Inc.	Yes	\$114,273
	15	Sprint Spectrum, LP	Yes	\$213,867
	16	UINTAHBASIN DBA UBTA	No	\$3,560,436
	17	Western Wireless	Yes	\$0
				<u>\$24,454,251</u>
Vermont	1	FRANKLIN TEL CO - VT	No	\$232,902
	2	LUDLOW TEL CO	No	\$571,824
	3	NORTHFIELD TEL CO	No	\$423,390
	4	Northland Tel. Co-VT	No	\$2,678,409
	5	PERKINSVILLE TEL CO	No	\$67,926
	6	RCC Atlantic, Inc.	Yes	\$6,005,955
	7	SHOREHAM TEL CO INC.	No	\$1,105,329
	8	TOPSHAM TEL CO	No	\$1,332,435
	9	VERIZON VERMONT	No	\$9,654,180
	10	VERMONT TEL. CO-VT	No	\$5,570,562
	11	WAITSFIELD/FAYSTON	No	\$3,764,934
				<u>\$31,407,846</u>
Virgin Islands	1	VITELCO-INNOVATIVE	No	\$25,684,859
				<u>\$25,684,859</u>
Virginia	1	ALLTEL Communications, Inc.	Yes	\$3,705,066
	2	AMELIA TEL CORP	No	\$1,179,690
	3	BUGGS ISLAND COOP	No	\$802,872
	4	BURKE'S GARDEN TEL	No	\$99,363
	5	CENDEL OF VIRGINIA	No	\$8,485,287
	6	CITIZENS TEL COOP	No	\$1,551,546
	7	HIGHLAND TEL COOP	No	\$507,165
	8	Highland Cellular, Inc.	Yes	\$60,507
	9	MT GROVE-WILLIAMSVIL	No	\$721,470
	10	NEW CASTLE TEL. CO.	No	\$475,698
	11	NEW HOPE TEL CO - VA	No	\$215,418
	12	NORTH RIVER TEL COOP	No	\$278,736
	13	NPCR, Inc.	Yes	\$843,904
	14	NTELOS, INC.	No	\$1,694,190
	15	PEMBROKE TEL COOP	No	\$569,892
	16	PEOPLES MUTUAL TEL	No	\$1,360,404
	17	ROANOKE & BOTETOURT	No	\$2,367,888
	18	SCOTT COUNTY COOP	No	\$1,545,558
	19	SHENANDOAH TEL CO	No	\$2,467,134
	20	Sprint Spectrum, LP	Yes	\$8,510,697
	21	UNITED INTER-MT-VA	No	\$1,147,080
	22	VERIZON S-VA(CONTEL)	No	\$25,180,386
	23	VERIZON SOUTH-VA	No	\$1,027,701

Annual High-Cost Support by State and Study Area: 2007

State	Count	Study Area Name	CETC	Support
	24	VERIZON VIRGINIA INC	No	\$10,610,187
	25	VIRGINIA TEL CO	No	\$619,314
	26	Virginia Cellular LLC	Yes	\$2,342,670
	27	Virginia PCS Alliance, LC dba NTELOS	Yes	\$1,179,375
				<u>\$79,549,198</u>
Washington	1	ASOTIN TEL - WA	No	\$432,384
	2	Beaver Creek Tel Co.	No	\$396,126
	3	CENTURYTEL-COWICHE	No	\$225,624
	4	CENTURYTEL-WASHINGTON	No	\$22,167,267
	5	Cingular Wireless, LLC d/b/a AT&T Wireless (WA)	Yes	\$23,230,654
	6	ELLENSBURG TEL CO	No	\$2,459,310
	7	Eastern Sub-RSA Limited Partnership	Yes	\$666,629
	8	HAT ISLAND TEL CO	No	\$20,082
	9	HOOD CANAL TEL CO	No	\$612,246
	10	INLAND TEL CO -WA	No	\$1,828,986
	11	KALAMA TEL CO	No	\$1,317,384
	12	LEWIS RIVER TEL CO	No	\$411,252
	13	M&L Ent dba Skyline	No	\$183,072
	14	MASHELL TELECOM INC	No	\$1,394,115
	15	MCDANIEL TEL CO	No	\$1,121,040
	16	PEND OREILLE TEL.	No	\$998,706
	17	PIONEER TEL CO	No	\$924,174
	18	QWEST CORP-WA	No	\$2,556,840
	19	RCC Minnesota, Inc.	Yes	\$3,744,458
	20	ST JOHN TEL CO	No	\$374,952
	21	Sprint Spectrum, LP	Yes	\$2,472,244
	22	TENINO TELEPHONE CO	No	\$1,703,844
	23	TOLEDO TELEPHONE CO	No	\$2,598,918
	24	UTC OF THE NW-WA	No	\$1,652,763
	25	United States Cellular Corporation	Yes	\$5,063,183
	26	VERIZON N'WEST-WA	No	\$5,191,812
	27	VERIZON N'WEST-WA	No	\$2,262,687
	28	WESTERN WAHAKIAKUM	No	\$2,163,936
	29	WHIDBEY TEL CO.	No	\$4,474,902
	30	Washington RSA No. 8 Limited Partnership	Yes	\$1,763,777
	31	Westgate Communicati	No	\$232,692
	32	YCOM NETWORKS, INC.	No	\$2,858,811
				<u>\$97,504,870</u>
West Virginia	1	ALLTEL Communications, Inc.	Yes	\$2,535,400
	2	ARMSTRONG OF WV	No	\$730,668
	3	ARMSTRONG TEL. CO.	No	\$1,982,655
	4	American Cellular Corporation	Yes	\$934,353
	5	CITIZENS-FRONTIER-WV	No	\$6,718,854
	6	CITIZENS-FRONTIER-WV	No	\$4,393,293
	7	CITIZENS-FRONTIER-WV	No	\$5,609,802
	8	Easterbrooke Cellular Corporation	Yes	\$1,994,158
	9	FiberNet, LLC	Yes	\$1,025,330
	10	Gateway Telecom LLC, dba Stratus Wave Communications	Yes	\$15,656
	11	HARDY TELECOM	No	\$1,839,804
	12	Hardy Telecommunications, Inc.	Yes	\$146,499
	13	Highland Cellular, Inc.	Yes	\$1,806,448

Annual High-Cost Support by State and Study Area: 2007

State	Count	Study Area Name	CETC	Support
	14	Key Communications, LLC	Yes	\$0
	15	SPRUCE KNOB SENECA	No	\$690,240
	16	Sprint Spectrum, LP	Yes	\$1,404,438
	17	VERIZON W VA INC.	No	\$29,299,287
	18	WAR ACQ. DBA WAR TEL	No	\$392,952
	19	WEST SIDE TEL-WV	No	\$950,112
	20	West Virginia PCS Alliance	Yes	\$874,945
				<hr/> <hr/>
				\$63,344,894
Wisconsin	1	ALLTEL Communications, Inc.	Yes	\$14,330,732
	2	AMERY TELCOM, INC.	No	\$1,050,726
	3	AMHERST TEL CO	No	\$717,774
	4	Airadigm Communications Inc.	Yes	\$144,705
	5	American Cellular Corp. (WI)	Yes	\$10,581,564
	6	BADGER TELECOM, INC.	No	\$1,177,272
	7	BALDWIN TELECOM	No	\$773,058
	8	BAYLAND TEL CO	No	\$315,231
	9	BELMONT TEL CO	No	\$187,758
	10	BERGEN TEL CO	No	\$137,868
	11	BLACK EARTH TEL CO	No	\$241,617
	12	BLOOMER TEL CO	No	\$411,726
	13	BONDUEL TEL CO	No	\$224,685
	14	BRUCE TEL CO, INC	No	\$290,955
	15	BURLINGTON B&W	No	\$598,554
	16	Bayland Communications, Inc.	Yes	\$31,309
	17	Brown County MSA Cellular Ltd. Partnership	Yes	\$827,677
	18	CENTRAL STATE TEL CO	No	\$1,727,749
	19	CENTURYTEL-CENTRL WI	No	\$2,409,990
	20	CENTURYTEL-FAIRWATER	No	\$194,838
	21	CENTURYTEL-FORESTVIL	No	\$779,592
	22	CENTURYTEL-MW-KENDAL	No	\$1,408,254
	23	CENTURYTEL-MW-WI	No	\$2,318,616
	24	CENTURYTEL-MW-WI	No	\$187,893
	25	CENTURYTEL-MW-WI	No	\$655,224
	26	CENTURYTEL-MW-WI	No	\$104,538
	27	CENTURYTEL-MW-WI	No	\$1,112,577
	28	CENTURYTEL-MW-WI/NW	No	\$2,472,864
	29	CENTURYTEL-SO WI	No	\$159,357
	30	CENTURYTEL-WISCONSIN	No	\$192,288
	31	CHEQUAMEGON COM COOP	No	\$2,130,759
	32	CHIBARDUN TEL COOP	No	\$1,967,700
	33	CITIZENS TEL COOP-WI	No	\$1,073,436
	34	CLEAR LAKE TEL CO-WI	No	\$305,730
	35	COCHRANE COOP TEL CO	No	\$421,014
	36	COON VALLEY FARMERS	No	\$556,236
	37	CTC Telcom, Inc.	Yes	\$617,283
	38	CUBA CITY EXCHANGE	No	\$288,096
	39	CenturyTel-Larsen-Re	No	\$248,136
	40	CenturyTel-Monroe	No	\$468,051
	41	CenturyTel-NW WI	No	\$6,322,194
	42	CenturyTel-North WI	No	\$4,811,772
	43	Chequamegon Telecommunications Company, Inc.	Yes	\$176,809
	44	DICKEYVILLE TEL CORP	No	\$340,824

Annual High-Cost Support by State and Study Area: 2007

State	Count	Study Area Name	CETC	Support
	45	EASTCOAST TELECOM	No	\$909,234
	46	FARMERS INDEPENDENT	No	\$800,289
	47	FARMERS TEL CO - WI	No	\$1,020,654
	48	FRONTIER OF VIROQUA	No	\$525,744
	49	FRONTIER-MONDOVI	No	\$46,968
	50	FRONTIER-ST. CROIX	No	\$728,442
	51	FRONTIER-WISCONSIN	No	\$349,068
	52	GRANTLAND TELECOM	No	\$769,212
	53	HAGER TELECOM INC.	No	\$498,372
	54	HILLSBORO TEL CO	No	\$336,315
	55	INDIANHEAD TEL CO	No	\$465,558
	56	LA VALLE TEL COOP	No	\$620,517
	57	LAKEFIELD TEL CO	No	\$379,230
	58	LEMONWEIR VALLEY TEL	No	\$579,045
	59	LUCK TEL CO	No	\$568,566
	60	MANAWA TEL CO	No	\$419,952
	61	MARQUETTE-ADAMS COOP	No	\$1,403,532
	62	MID-PLAINS TEL CO	No	\$2,267,700
	63	MIDWAY TEL CO	No	\$454,260
	64	MILLTOWN MUTUAL TEL	No	\$752,535
	65	MOSINEE TEL CO	No	\$582,960
	66	MOUNT HOREB TEL CO	No	\$1,737,324
	67	MT VERNON TEL CO	No	\$2,646,930
	68	Metro Southwest PCS, LLP	Yes	(\$585)
	69	Midwest Wireless Wisconsin, LLC	Yes	\$2,923,413
	70	NELSON TEL COOP	No	\$1,420,119
	71	NIAGARA TEL CO	No	\$659,676
	72	NORTHEAST TEL CO	No	\$960,444
	73	NPCR, Inc.	Yes	\$311,555
	74	Nsighttel Wireless, LLC	Yes	\$170,863
	75	PRICE COUNTY TEL CO	No	\$491,934
	76	RHINELANDER-FRONTIER	No	\$428,964
	77	RHINELANDER-FRONTIER	No	\$63,933
	78	RHINELANDER-FRONTIER	No	\$420,975
	79	RHINELANDER-FRONTIER	No	\$382,980
	80	RICHLAND-GRANT COOP	No	\$1,348,740
	81	RIVERSIDE TELECOM	No	\$455,301
	82	SCANDINAVIA TEL CO	No	\$456,300
	83	SE TEL OF WISCONSIN	No	\$751,932
	84	SHARON TEL CO	No	\$423,309
	85	SIREN TEL CO, INC	No	\$404,418
	86	SOMERSET TEL CO	No	\$578,004
	87	SPRING VALLEY TEL CO	No	\$427,566
	88	STATE LONG DISTANCE	No	\$822,960
	89	STOCKBRIDGE & SHERWD	No	\$450,621
	90	TELEPHONE USA OF WI	No	\$5,109,912
	91	TENNEY TEL CO	No	\$225,036
	92	TRI-COUNTY TEL COOP	No	\$1,027,464
	93	UNION TEL CO	No	\$874,662
	94	UTELCO, INC	No	\$1,169,892
	95	United States Cellular Corporation	Yes	\$22,781,242
	96	VERIZON NORTH-WI	No	\$0
	97	VERNON TEL COOP	No	\$1,542,618

Annual High-Cost Support by State and Study Area: 2007

State	Count	Study Area Name	CETC	Support
	98	W. WISCONSIN TELCOM	No	\$2,885,766
	99	WAUNAKEE TEL CO	No	\$680,796
	100	WISCONSIN BELL	No	\$0
	101	WITTENBERG TEL CO	No	\$268,731
	102	WOOD COUNTY TEL CO	No	\$3,947,916
	103	Wausau Cellular Telephone Company, LP	Yes	\$359,559
	104	Wisconsin RSA #10 Limited Partnership	Yes	\$980,102
	105	Wisconsin RSA #3 Limited Partnership	Yes	\$463,671
	106	Wisconsin RSA #4 Limited Partnership	Yes	\$824,760
				<u>\$141,852,987</u>
Wyoming	1	ALL WEST COMM.-WY	No	\$119,790
	2	Advanced Communications Technology, Inc.	Yes	\$18,453
	3	CENTURYTEL OF WY.	No	\$866,742
	4	CHUGWATER TEL CO	No	\$334,563
	5	DUBOIS TEL EXCHANGE	No	\$2,255,790
	6	QWEST CORP-WY	No	\$12,301,125
	7	RANGE TEL COOP - WY	No	\$7,111,599
	8	SILVER STAR TEL-WY	No	\$2,578,359
	9	Silver Star Tel - WY	Yes	\$22,194
	10	TRI COUNTY TEL ASSN	No	\$7,106,597
	11	UNION TELEPHONE CO	No	\$7,357,854
	12	UTC OF THE WEST-WY	No	\$1,297,167
	13	Union Telephone Co. dba Union Cellular	Yes	\$10,134,430
	14	WWC Holding Co., dba Cellular One	Yes	\$2,008,632
	15	Western Wireless	Yes	\$7,501,137
				<u>\$61,014,432</u>

**Federal Communications Commission Response to
United States House of Representatives
Committee on Energy and Commerce
Universal Service Fund Data Request of June 15, 2010**

**Part 8
States with a Statewide Universal Service Fund**

PART 8: STATES THAT HAVE A STATEWIDE UNIVERSAL SERVICE FUND

INDEX AND EXPLANATIONS

Research Methodology..... Part 9, Page 2

**States (including DC) that have any statewide universal service funding mechanism
(State USF)**Part 9, Page 4

Table 1: USF Type of Program, Per State (Chart Form)
..... Part 9, Page 12

PART 8: STATES THAT HAVE A STATEWIDE UNIVERSAL SERVICE FUND

Research Methodology:

The data summarized in Part 8 of this report represents publicly available information, not compiled by the FCC. For this report, the FCC's Wireline Competition Bureau (Bureau) employed the following methodology:

1. The Bureau relied on the data set forth in the *NRRI 2005-2006 Survey*.¹ The survey was conducted by NRRI between December 2005 and April 2006. State commissions in all 51 jurisdictions responded to the survey.
2. To the extent possible, the Bureau supplemented the *NRRI 2005-2006 Survey* with information available on state Public Utility Commissions (PUC) websites, in state PUC publications, and in state codes.

States that Include a "High-Cost" program within their State USF

What is Covered? The *NRRI 2005-2006 Survey* defines state USF High-Cost Programs in a broad sense, including all programs that help maintain low local telephone rates in high-cost or rural areas. This definition may include state high-cost recovery mechanisms that do not neatly fit into the description of the conventional high-cost programs.

How is it Funded? All of the states that have a high-cost program require incumbent local exchange carriers (LECs), competitive LECs, and interexchange carriers (IXCs) to contribute to the state high-cost program.² A majority of state commissions require commercial mobile radio service (CMRS) providers to contribute to the fund.³ Some states, including Nebraska and South Carolina, have begun to require voice over Internet protocol (VoIP) service providers to contribute to state funds.⁴

States that include a "Low-Income" program within their State USF

What is Covered? In 1984, the FCC established a Lifeline program designed to promote universal service by providing low-income individuals with discounts on the monthly cost of telephone service. Under the federal Lifeline program, eligible consumers in states that establish their own supplemental Lifeline programs receive additional federal discounts equal to the lesser of one-half of the state low-income discount or \$1.75.⁵ In states that provide state low-income support, federal Lifeline support is available to all subscribers who meet the state's prescribed eligibility requirements. Although states

¹ National Regulatory Research Institute (NRRI), *State Universal Service Funding Mechanisms: Results of the NRRI's 2005-2006*, (Report No. 06-09) (2006), available at <http://nrri.org/pubs/telecommunications/06-09.pdf> (last visited Apr. 7, 2009) (*NRRI 2005-2006 Survey*).

² National Regulatory Research Institute (NRRI), *State High Cost Funds: Purposes, Design, and Evaluation*, Report No. 10-04 at 61 (2006) (*NRRI 2009-2010 Survey*) (noting, however, that these carriers' revenues are declining).

³ *Id.* at 62.

⁴ *NRRI 2005-2006 Survey* at 4. Authority of states to assess VoIP service providers is currently being challenged in the courts, including in the United States Court of Appeals for the 8th Circuit, which has upheld a lower court decision finding that the Nebraska Public Service Commission does not have the authority to require interconnected VoIP service providers to contribute to the Nebraska universal service fund. See *Vonage Holdings Corp. and Vonage Networks Inc. v. Nebraska Public Service Comm'n*, No. 08-1764 (8th Cir. May 1, 2009).

⁵ See 47 C.F.R. § 54.403(a)(3).

PART 8: STATES THAT HAVE A STATEWIDE UNIVERSAL SERVICE FUND

have some latitude in selecting means tests, state commissions must establish narrowly targeted qualification criteria that are based solely on income or factors directly related to income for low-income residents to be eligible for federal Lifeline support. In addition, states with eligible residents of tribal lands must ensure that their qualification criteria are reasonably designed to apply to low-income residents of tribal lands, if applicable.⁶

According to the *NRRI 2005-2006 Survey*, the low-income subsidy programs in most states only cover basic local residential telephone services (state Lifeline program). Some states provide a discount for the initial installation fee (state Link-Up program), while other states support both.⁷

How is it Funded? Among the 33 jurisdictions that have a state low-income subsidy program, twenty jurisdictions fund the program through a surcharge on carriers' revenue or customer bills. Low-income programs in other states are supported either by carriers' internal subsidy or by the general state tax revenue.⁸

States that include a "Schools and Libraries" program within their State USF

What is Covered? Most state subsidy programs for schools and libraries provide a subsidy for broadband Internet access, but do not include equipment and subsequent monthly subscription fees. Some programs cover other advanced services such as toll-free services and online access to databases.⁹

How is it Funded? The source of funding and the administration for state schools and libraries programs vary across states.¹⁰

States that include a "Rural Health Care" program within their State USF

What is Covered? Most state programs for rural health care facilities provide subsidies to broadband Internet access services; some include equipment as well as other advanced services such as toll-free services.¹¹

How is it Funded? The source of funding and the administration for state rural health care programs vary from state to state.¹²

⁶ 47 C.F.R. § 54.409(a).

⁷ *NRRI 2005-2006 Survey* at 5. The level of monthly support for low-income consumers varies across states ranging from \$1.17 (Connecticut) to \$13.30 (New Jersey). *See id.*

⁸ *NRRI 2005-2006 Survey* at 5.

⁹ *NRRI 2005-2006 Survey* at 5, 58.

¹⁰ *NRRI 2005-2006 Survey* at 5-6.

¹¹ *NRRI 2005-2006 Survey* at 5.

¹² *NRRI 2005-2006 Survey* at 5-6.

PART 8: STATES THAT HAVE A STATEWIDE UNIVERSAL SERVICE FUND

States with Universal Service Funds¹³

Alabama – has a state universal service fund

- High-Cost Program – no
- Low-Income Program – yes (information on funding of the program unavailable)
- Schools and Libraries Program – no
- Rural Health Care Program – no

Alaska – has a state universal service fund

- High-Cost Program – yes (program funded by carrier surcharges)
- Low-Income Program – yes (program funded by federal funds and end-user surcharges)¹⁴
- Schools and Libraries Program – no
- Rural Health Care Program – no

Arizona – has a state universal service fund

- High-Cost Program – yes (program funded by a mix of per-line and revenue surcharges)
- Low-Income Program – yes (program funded by carrier surcharges)
- Schools and Libraries Program – no
- Rural Health Care Program – no

Arkansas – has a state universal service fund

- High-Cost Program – yes (program funded by carrier surcharges)¹⁵
- Low-Income Program – yes (information on funding of the program unavailable)
- Schools and Libraries Program – no
- Rural Health Care Program – no

California – has a state universal service fund

- High-Cost Program – yes (program funded by end-user surcharges)
- Low-Income Program – yes (program funded by end-user surcharges)
- Schools and Libraries Program – yes (program funded by end-user surcharges)
- Rural Health Care Program – yes (program funded by end-user surcharges)

Colorado – has a state universal service fund

- High-Cost Program – yes (program funded by carrier surcharges)
- Low-Income Program – yes (program funded by end-user surcharges)
- Schools and Libraries Program – no
- Rural Health Care Program – no

¹³ All high-cost program references have been updated to conform with the most recent NRRI survey. See NRRI Survey 2009-2010 at 5-10.

¹⁴ L. KENYON, REGULATORY COMM'N OF ALASKA, LIFELINE & LINK-UP 3 (2006) <http://rca.alaska.gov/RCAWeb/Documents/Telecomm/Lifeline.pdf>.

¹⁵ Arkansas' state fund is a revenue replacement fund from which only rural incumbent local exchange carriers receive funding. See NRRI 2005-2006 Survey at 7.

PART 8: STATES THAT HAVE A STATEWIDE UNIVERSAL SERVICE FUND

Connecticut – has a state universal service fund

- High-Cost Program – no
- Low-Income Program – yes (program funded by end-user surcharges)
- Schools and Libraries Program – no
- Rural Health Care Program – no

Delaware – does not have a state universal service fund

District of Columbia – has a state universal service fund

- High-Cost Program – no
- Low-Income Program – yes (program funded by carrier surcharges)
- Schools and Libraries Program – no
- Rural Health Care Program – no

Florida – has a statewide universal service fund

- High-Cost Program – no
- Low-Income Program – yes (program funded by implicit subsidies in carriers' rates)
- Schools and Libraries Program – no
- Rural Health Care Program – no

Georgia – has a state universal service fund

- High-Cost Program – no
- Low-Income Program – yes (information on funding of the program unavailable)
- Schools and Libraries Program – no
- Rural Health Care Program – no

Hawaii – does not have a state universal service fund

Idaho – has a state universal service fund

- High-Cost Program – yes (program funded by a mix of per-line and per-minute surcharges)
- Low-Income Program – yes (program funded by end-user surcharges)
- Schools and Libraries Program – no
- Rural Health Care Program – no

Illinois – has a state universal service fund

- High-Cost Program – yes (program funded by carrier surcharges)
- Low-Income Program – yes (program funded by end-user surcharges)
- Schools and Libraries Program – no
- Rural Health Care Program – no

Indiana – has a state universal service fund

- High-Cost Program – yes (program funded by carrier surcharges)
- Low-Income Program – no

PART 8: STATES THAT HAVE A STATEWIDE UNIVERSAL SERVICE FUND

- Schools and Libraries Program – no
- Rural Health Care Program – no

Iowa – has a state universal service fund

- High-Cost Program – no
- Low-Income Program – yes (information on funding of the program unavailable – possibly funded through end user surcharges)¹⁶
- Schools and Libraries Program – no
- Rural Health Care Program – no

Kansas – has a state universal service fund

- High-Cost Program – yes (program funded by a mix of per-line and revenue surcharges)
- Low-Income Program – yes (program funded by carrier surcharges)
- Schools and Libraries Program – yes (funded by a combination of state and federal funds)¹⁷
- Rural Health Care Program – no

Kentucky – has a state universal service fund

- High-Cost Program – no
- Low-Income Program – yes (program funded by end-user surcharges)
- Schools and Libraries Program – no
- Rural Health Care Program – no

Louisiana – has a state universal service fund

- High-Cost Program – no
- Low-Income Program – yes (as of 2005, funded through end user surcharges or as part of a standard intrastate phone bill)¹⁸
- Schools and Libraries Program – no
- Rural Health Care Program – no

Maine – has a state universal service fund

- High-Cost Program – yes (program funded by carrier surcharges)
- Low-Income Program – yes (program funded primarily by federal & state funds)
- Schools and Libraries Program – yes (program funded by carrier surcharges)
- Rural Health Care Program – no

Maryland – has a state universal service fund

- High-Cost Program – no

¹⁶ See http://www.verizonwireless.com/pdf/lifeline/LifelineLinkup_Brochure_Iowa.pdf.

¹⁷ In Kansas, the schools and libraries program is funded by a combination of state universal service funds, state general funds, and federal schools and libraries universal service funds. STATE OF KANSAS BOARD OF REGENTS, KAN-ED 2007 ANNUAL REPORT 22 (2008).

¹⁸ Louisiana Public Service Commission, Docket No. U-20883-Subdocket C, Order, *available at* http://www.lpsc.org/_pdfs/_general/04-29-05%20_U-20883%20Subdocket%20C_.pdf.

PART 8: STATES THAT HAVE A STATEWIDE UNIVERSAL SERVICE FUND

- Low-Income Program – yes (program funded by tax credits)
- Schools and Libraries Program – no
- Rural Health Care Program – no

Massachusetts – has a state universal service fund

- High-Cost Program – no
- Low-Income Program – yes (program funded by implicit subsidies in carriers' rates)
- Schools and Libraries Program – no
- Rural Health Care Program – no

Michigan – has a state universal service fund

- High-Cost Program – no
- Low-Income Program – yes (program funded by federal funds and end-user surcharges)¹⁹
- Schools and Libraries Program – no
- Rural Health Care Program – no

Minnesota – has a state universal service fund

- High-Cost Program – no
- Low-Income Program – yes (program funded by end-user surcharges)
- Schools and Libraries Program – no
- Rural Health Care Program – no

Mississippi – has a state universal service fund

- High-Cost Program – no
- Low-Income Program – yes (information on funding of the program unavailable)
- Schools and Libraries Program – no
- Rural Health Care Program – no

Missouri – has a state universal service fund

- High-Cost Program – no
- Low-Income Program – yes (program funded by end-user surcharges)
- Schools and Libraries Program – no
- Rural Health Care Program – no

Montana – has a state universal service fund

- High-Cost Program – no
- Low-Income Program – yes (program funded by end-user surcharges)
- Schools and Libraries Program – no
- Rural Health Care Program – no

Nebraska – has a state universal service fund

¹⁹ Press Release, Michigan Public Service Commission, MPSC Approves Increase in Lifeline Telephone Surcharge (Apr. 27, 2010), http://www.michigan.gov/mpsc/0,1607,7-159-16400_17280-236133--,00.html.

PART 8: STATES THAT HAVE A STATEWIDE UNIVERSAL SERVICE FUND

- High-Cost Program – yes (program funded by end-user surcharges)²⁰
- Low-Income Program – yes (program funded by carrier surcharges)
- Schools and Libraries Program – no
- Rural Health Care Program – yes (program funded by carrier surcharges)

Nevada – has a state universal service fund

- High-Cost Program – yes (program funded by carrier surcharges)
- Low-Income Program – yes (information on funding of the program unavailable)
- Schools and Libraries Program – yes (program funded by carrier surcharges)
- Rural Health Care Program – yes (program funded by carrier surcharges)

New Hampshire – does not have a state universal service fund

New Jersey – has a state universal service fund

- High-Cost Program – no
- Low-Income Program – yes (program funded by implicit subsidies in carriers' rates)
- Schools and Libraries Program – yes (program funded by implicit subsidies in carriers' rates)
- Rural Health Care Program – no

New Mexico – has a state universal service fund

- High-Cost Program – yes
- Low-Income Program – yes (information on funding of the program unavailable)
- Schools and Libraries Program – no
- Rural Health Care Program – no

New York – has a state universal service fund

- High-Cost Program – no
- Low-Income Program – yes (program funded by end-user surcharges)
- Schools and Libraries Program – no
- Rural Health Care Program – no

North Carolina – has a state universal service fund

- High-Cost Program – no
- Low-Income Program – yes (program funded by tax credits)
- Schools and Libraries Program – no
- Rural Health Care Program – no²¹

North Dakota – has a state universal service fund

- High-Cost Program – no

²⁰ *NRRI 2009-2010 Survey*, at 115.

²¹ *In the Matter of Rural Health Care Support Mechanism*, WC Docket No. 02-60, DA 09-1696, Order, 24 FCC Rcd 10040.

PART 8: STATES THAT HAVE A STATEWIDE UNIVERSAL SERVICE FUND

- Low-Income Program – yes (information on funding of the program unavailable)
- Schools and Libraries Program – no
- Rural Health Care Program – no

Ohio – has a state universal service fund

- High-Cost Program – no
- Low-Income Program – yes (program funded by implicit subsidies in carriers' rates)
- Schools and Libraries Program – no
- Rural Health Care Program – no

Oklahoma – has a state universal service fund

- High-Cost Program – yes
- Low-Income Program – yes (program funded by federal and state USF funds)
- Schools and Libraries Program – yes (program funded by carrier surcharges)
- Rural Health Care Program – yes (program funded by carrier surcharges)

Oregon – has a state universal service fund

- High-Cost Program – yes (program funded by end-user surcharges)
- Low-Income Program – yes (program funded by end-user surcharges)
- Schools and Libraries Program – no
- Rural Health Care Program – no

Pennsylvania – has a state universal service fund

- High-Cost Program – yes (program funded by carrier surcharges)²²
- Low-Income Program – yes (program funded by carrier surcharges)²³
- Schools and Libraries Program – no
- Rural Health Care Program – no

Rhode Island – has a state universal service fund

- High-Cost Program – no
- Low-Income Program – yes (program funded by implicit subsidies in carriers' rates)
- Schools and Libraries Program – yes (program funded by end-user surcharges)
- Rural Health Care Program – no

South Carolina – has a state universal service fund

- High-Cost Program – yes (program funded by carrier surcharges)
- Low-Income Program – yes (program funded by carrier surcharges)
- Schools and Libraries Program – yes (program funded by implicit subsidies in carriers' rates)
- Rural Health Care Program – yes (program funded by implicit subsidies in carriers' rates)

²² Pennsylvania's program is intended to keep intrastate toll rates and access charges low and keep rural residential rates under a cap. *See NRRI 2005-2006 Survey* at 7.

²³ Universal Service Fund, 52 Pa. Code § 63.170.

PART 8: STATES THAT HAVE A STATEWIDE UNIVERSAL SERVICE FUND

South Dakota – has a state universal service fund

- High-Cost Program – no
- Low-Income Program – yes (information on funding of the program unavailable)
- Schools and Libraries Program – no
- Rural Health Care Program – no

Tennessee – has a state universal service fund

- High-Cost Program – no
- Low-Income Program – yes (program funded by implicit subsidies in carriers' rates)
- Schools and Libraries Program – no
- Rural Health Care Program – no

Texas – has a state universal service fund²⁴

- High-Cost Program – yes (program funded by carrier surcharges)
- Low-Income Program – yes (program funded by carrier surcharges)
- Schools and Libraries Program – no
- Rural Health Care Program – no

Utah – has a state universal service fund

- High-Cost Program – yes (program funded by end-user surcharges)
- Low-Income Program – yes (program funded by end-user surcharges)
- Schools and Libraries Program – no
- Rural Health Care Program – no

Vermont – has a state universal service fund

- High-Cost Program – no
- Low-Income Program – yes (program funded by end-user surcharges)
- Schools and Libraries Program – no
- Rural Health Care Program – no

Virginia – has a state universal service fund

- High-Cost Program – no
- Low-Income Program – yes (information on funding of the program unavailable)
- Schools and Libraries Program – no
- Rural Health Care Program – no

Washington – has a state universal service fund

- High-Cost Program – no
- Low-Income Program – yes (program funded by end-user surcharges)
- Schools and Libraries Program – no
- Rural Health Care Program – no

²⁴ See <http://www.puc.state.tx.us/ocp/telephone/choice/txunivserv.cfm>.

PART 8: STATES THAT HAVE A STATEWIDE UNIVERSAL SERVICE FUND

West Virginia – has a state universal service fund

- High-Cost Program – no
- Low-Income Program – yes (program funded by tax credits)
- Schools and Libraries Program – no
- Rural Health Care Program – no

Wisconsin – has a state universal service fund

- High-Cost Program – yes (program funded by carrier surcharges)²⁵
- Low-Income Program – yes (program funded by carrier surcharges)
- Schools and Libraries Program – yes (program funded by carrier surcharges)
- Rural Health Care Program – yes (program funded by carrier surcharges)

Wyoming – has a state universal service fund

- High-Cost Program – yes (program funded by carrier surcharges)
- Low-Income Program – yes (program funded by end-user surcharges)
- Schools and Libraries Program – no
- Rural Health Care Program – no

²⁵ Wisconsin has a high-cost assistance program based on the median income in an area. *See NRRI 2005-2006 Survey* at 7.

PART 8: STATES THAT HAVE A STATEWIDE UNIVERSAL SERVICE FUND

Table 1
USF Type of Program, Per State (Chart Form)

State	State USF (Any Program)	Types of State USF Programs			
		High Cost	Low Income	Schools and Libraries	Rural Health Care
AK	Y	Y	Y		
AL	Y		Y		
AR	Y	Y	Y		
AZ	Y	Y	Y		
CA	Y	Y	Y	Y	Y
CO	Y	Y	Y		
CT	Y		Y		
DC	Y		Y		
DE	No				
FL	Y		Y		
GA	Y		Y		
HI	No				
IA	Y		Y		
ID	Y	Y	Y		
IL	Y	Y	Y		
IN	Y	Y			
KS	Y	Y	Y	Y	
KY	Y		Y		
LA	Y		Y		
MA	Y		Y		
MD	Y		Y		
ME	Y	Y	Y	Y	
MI	Y		Y		
MN	Y		Y		

(continued on next page)

PART 8: STATES THAT HAVE A STATEWIDE UNIVERSAL SERVICE FUND

(continued from previous page)

State	State USF (Any Program)	Types of State USF Programs			
		High Cost	Low Income	Schools and Libraries	Rural Health Care
MO	Y		Y		
MS	Y		Y		
MT	Y		Y		
NC	Y		Y		
ND	Y		Y		
NE	Y	Y	Y		Y
NH	No				
NJ	Y		Y	Y	
NM	Y	Y	Y		
NV	Y	Y	Y	Y	Y
NY	Y		Y		
OH	Y		Y		
OK	Y	Y	Y	Y	Y
OR	Y	Y	Y		
PA	Y	Y	Y		
RI	Y		Y	Y	
SC	Y	Y	Y	Y	Y
SD	Y		Y		
TN	Y		Y		
TX	Y	Y	Y		
UT	Y	Y	Y		
VA	Y		Y		
VT	Y		Y		
WA	Y		Y		
WI	Y	Y	Y	Y	Y
WV	Y		Y		
WY	Y	Y	Y		
Total	48	21	47	9	6