

## GCCF Program Statistics - Overall Summary (as of November 30, 2010, 5:05 PM ET)

Claimant Status	No. of Claimants
<b>TOTAL GCCF Claimants to Date</b> <i>(Claimants may have one or more Claim Type)</i>	<b>452,321</b>
1. Claimants Paid and Approved for Payment	144,556
2. Claimants Requiring Additional Information or Documentation (Claimants providing no documentation: 64,563)	121,154
3. Claimants Referred to Government, Moratorium and Real Estate funds	19
4. Denied Claimants	90,134
5. Claimants Under Review (Emergency Advance Payment)	84,967
6. Claimants Under Review (for Final Claim only)	11,491

Claimants <i>(Claimants may have one or more Claim Type)</i>	No. of Claimants
1. Individual*	375,355
2. Business*	76,966
<i>*Individual v. Business classification is subject to change.</i>	
<i>Represented Claimants: 11,333</i>	
<b>Total to Date</b>	<b>452,321</b>

Claims by Emergency Payment Type	No. of Claims Paid or Approved for Payment	No. of Claims Paid	Amount Paid
1. Emergency Advance Payment (One Month)	12,113	12,085	\$ 105,276,575.88
2. Emergency Advance Payment (Six Months)	132,727	128,623	\$ 2,011,754,615.00
<b>Sub-Total to Date</b>	<b>144,840</b>	<b>140,708</b>	<b>\$ 2,117,031,190.88</b>

Separate Fund for Real Estate Brokers and Agents			\$ 41,500,000.00
<b>Total to Date</b>			<b>\$ 2,158,531,190.88</b>

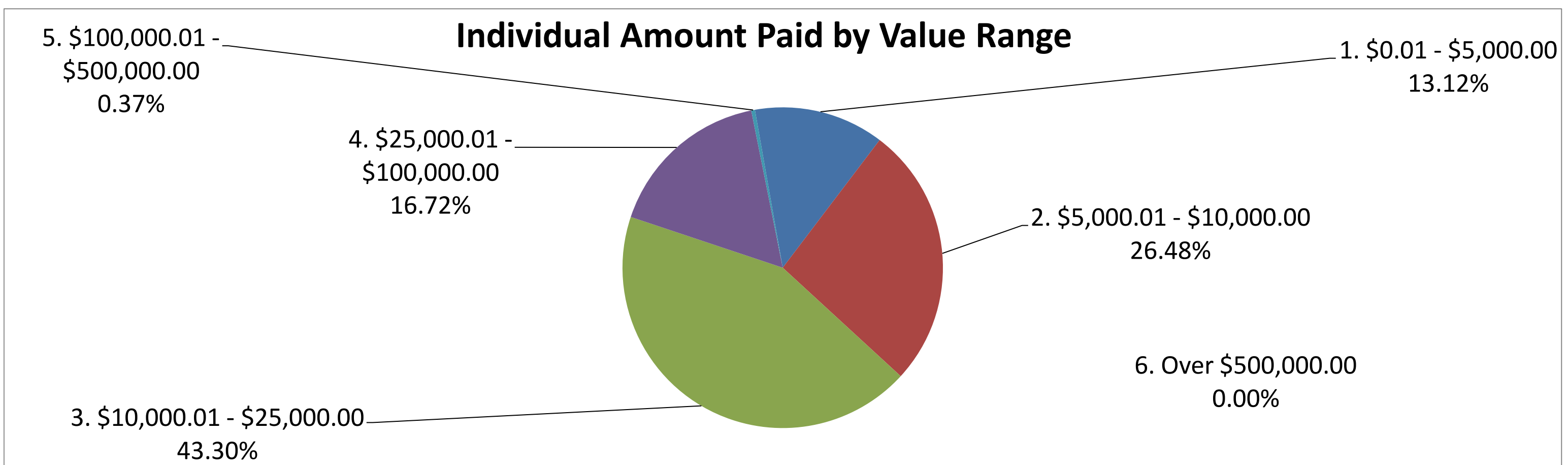
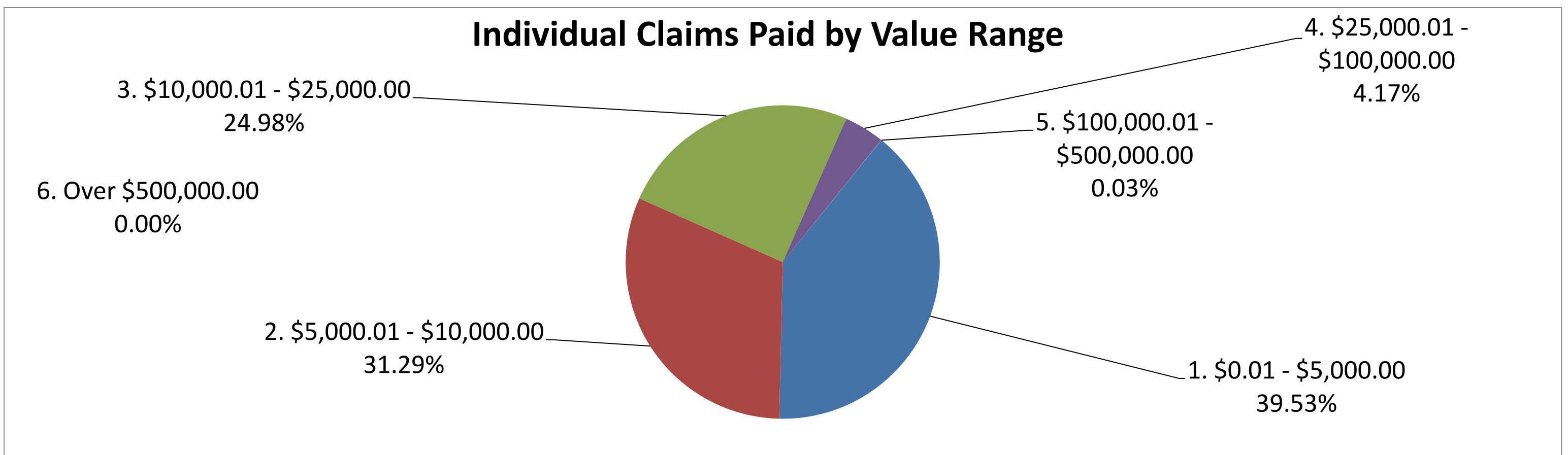
Claims by Category <i>(includes Individual and Business)</i>	No. of Claims Paid	Amount Paid
1. Removal and Clean Up Costs	0	\$ -
2. Real or Personal Property	96	\$ 755,463.38
3. Lost Earnings or Profits	140,589	\$ 2,116,248,391.00
4. Loss of Subsistence Use of Natural Resources	5	\$ 13,000.00
5. Physical Injury / Death	18	\$ 14,336.50
<b>Total to Date</b>	<b>140,708</b>	<b>\$ 2,117,031,190.88</b>

Claims by Type	No. of Claims Paid	No. of Claims Paid where Claimant Participated in BP Claims Process	No. of Claims Paid for new Claimants	Total Amount Paid
1. Individual	104,589	24,747	79,842	\$ 927,114,514.88
2. Business	36,119	23,333	12,786	\$ 1,189,916,676.00
<b>Total to Date</b>	<b>140,708</b>	<b>48,080</b>	<b>92,628</b>	<b>\$ 2,117,031,190.88</b>

**GCCF Program Statistics - Overall Summary**  
(as of November 30, 2010, 5:05 PM ET)

**Individual Claims by Amount**  
(Claimants may have more than one Claim Type)

Claims by Amount	No. of Claims Paid	Amount Paid
1. \$0.01 - \$5,000.00	41,340	\$ 121,621,136.50
2. \$5,000.01 - \$10,000.00	32,730	\$ 245,532,300.00
3. \$10,000.01 - \$25,000.00	26,130	\$ 401,457,550.00
4. \$25,000.01 - \$100,000.00	4,362	\$ 155,049,428.38
5. \$100,000.01 - \$500,000.00	27	\$ 3,454,100.00
6. Over \$500,000.00	0	\$ -
<b>Total to Date</b>	<b>104,589</b>	<b>\$ 927,114,514.88</b>

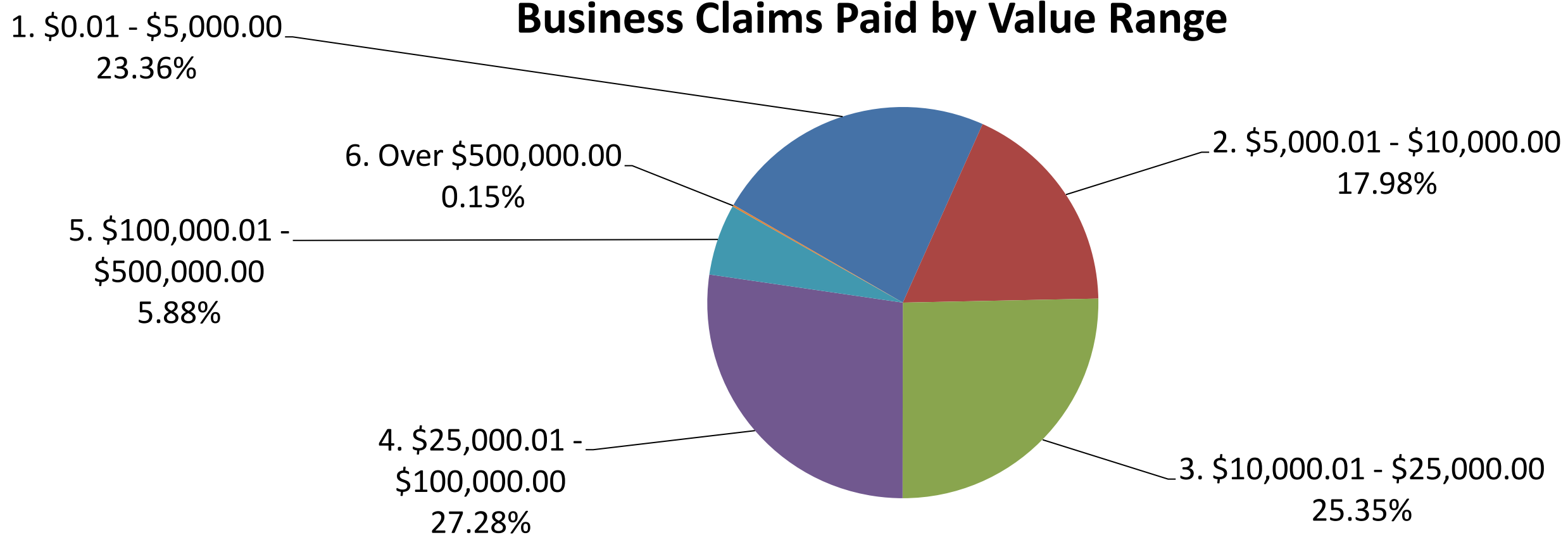


## GCCCF Program Statistics - Overall Summary (as of November 30, 2010, 5:05 PM ET)

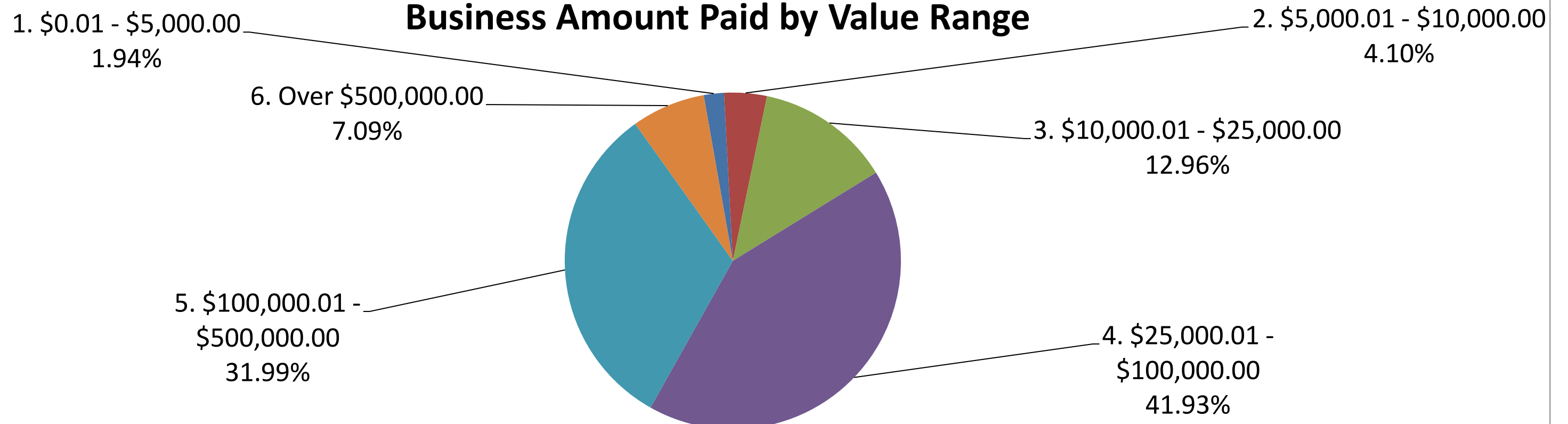
### Business Claims by Amount (Claimants may have more than one Claim Type)

Claims by Amount	No. of Claims Paid	Amount Paid
1. \$0.01 - \$5,000.00	8,436	\$ 23,103,400.00
2. \$5,000.01 - \$10,000.00	6,495	\$ 48,753,300.00
3. \$10,000.01 - \$25,000.00	9,156	\$ 154,180,300.00
4. \$25,000.01 - \$100,000.00	9,853	\$ 498,884,100.00
5. \$100,000.01 - \$500,000.00	2,125	\$ 380,628,500.00
6. Over \$500,000.00	54	\$ 84,367,076.00
<b>Total to Date</b>	<b>36,119</b>	<b>\$ 1,189,916,676.00</b>

#### Business Claims Paid by Value Range



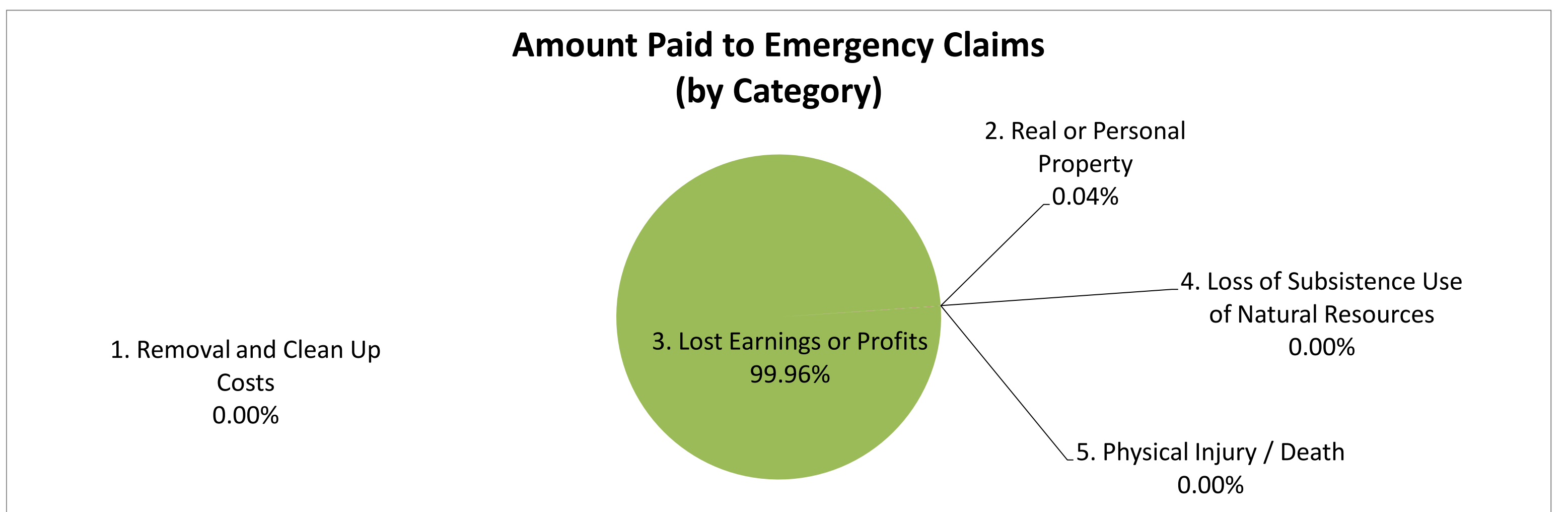
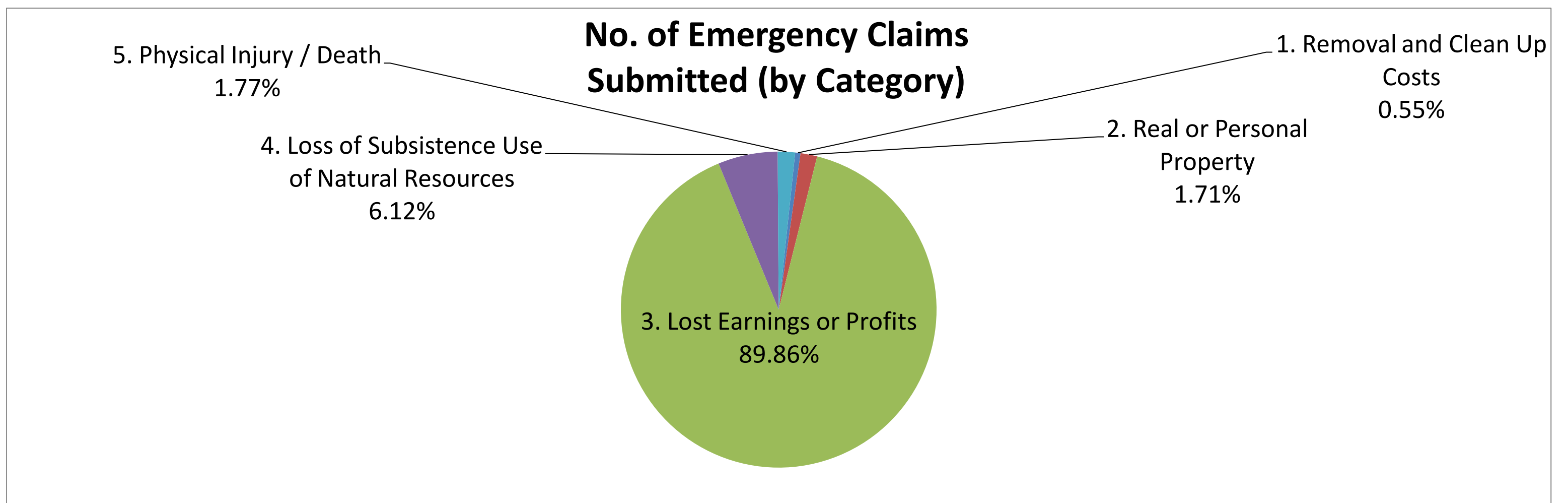
#### Business Amount Paid by Value Range



## GCCCF Program Statistics - Overall Summary (as of November 30, 2010, 5:05 PM ET)

### Emergency Advance Claim Counts by Category (Claimants may have more than one Claim Type)


Claims for Emergency Advance Payment	Claims Submitted	No. of Claims Paid	Amount Paid
1. Removal and Clean Up Costs	2,644	0	\$ -
2. Real or Personal Property	8,254	96	\$ 755,463.38
3. Lost Earnings or Profits	434,384	140,589	\$ 2,116,248,391.00
4. Loss of Subsistence Use of Natural Resources	29,561	5	\$ 13,000.00
5. Physical Injury / Death	8,561	18	\$ 14,336.50
<b>Total to Date</b>	<b>483,404</b>	<b>140,708</b>	<b>\$ 2,117,031,190.88</b>



## GCCF Program Statistics - Overall Summary (as of November 30, 2010, 5:05 PM ET)

### Final Payment Claim Counts by Category (Claimants may have more than one Claim Type)

Claims Seeking Final Payment	Claims Submitted	No. of Claims Paid	Amount Paid
1. Removal and Clean Up Costs	582	0	\$ -
2. Real or Personal Property	2,126	0	\$ -
3. Lost Earnings or Profits	33,968	0	\$ -
4. Loss of Subsistence Use of Natural Resources	3,162	0	\$ -
5. Physical Injury / Death	786	0	\$ -
<b>Total to Date</b>	<b>40,624</b>	<b>0</b>	<b>\$ -</b>



### Amount Paid to Final Claims (by Category)

*No data to chart yet*

## GCCF Program Statistics - Overall Summary

(as of November 30, 2010, 5:05 PM ET)

### Claims by Category and Amount

*(Claimants may have more than one Claim Type)*

Claims by Category and Amount	No. of Claims Paid	Amount Paid
<b>1. Removal and Clean Up Costs</b>		
a. \$0.01 - \$5,000.00	0	\$ -
b. \$5,000.01 - \$10,000.00	0	\$ -
c. \$10,000.01 - \$25,000.00	0	\$ -
d. \$25,000.01 - \$100,000.00	0	\$ -
e. \$100,000.01 - \$500,000.00	0	\$ -
f. Over \$500,000.00	0	\$ -
<b>Sub-Total to Date</b>	<b>0</b>	<b>\$ -</b>
<b>2. Real or Personal Property</b>		
a. \$0.01 - \$5,000.00	62	\$ 125,000.00
b. \$5,000.01 - \$10,000.00	18	\$ 125,700.00
c. \$10,000.01 - \$25,000.00	10	\$ 164,200.00
d. \$25,000.01 - \$100,000.00	5	\$ 164,463.38
e. \$100,000.01 - \$500,000.00	1	\$ 176,100.00
f. Over \$500,000.00	0	\$ -
<b>Sub-Total to Date</b>	<b>96</b>	<b>\$ 755,463.38</b>
<b>3. Lost Earnings or Profits</b>		
a. \$0.01 - \$5,000.00	49,691	\$ 144,572,200.00
b. \$5,000.01 - \$10,000.00	39,207	\$ 294,159,900.00
c. \$10,000.01 - \$25,000.00	35,276	\$ 555,473,650.00
d. \$25,000.01 - \$100,000.00	14,210	\$ 653,769,065.00
e. \$100,000.01 - \$500,000.00	2,151	\$ 383,906,500.00
f. Over \$500,000.00	54	\$ 84,367,076.00
<b>Sub-Total to Date</b>	<b>140,589</b>	<b>\$ 2,116,248,391.00</b>

## GCCF Program Statistics - Overall Summary (as of November 30, 2010, 5:05 PM ET)

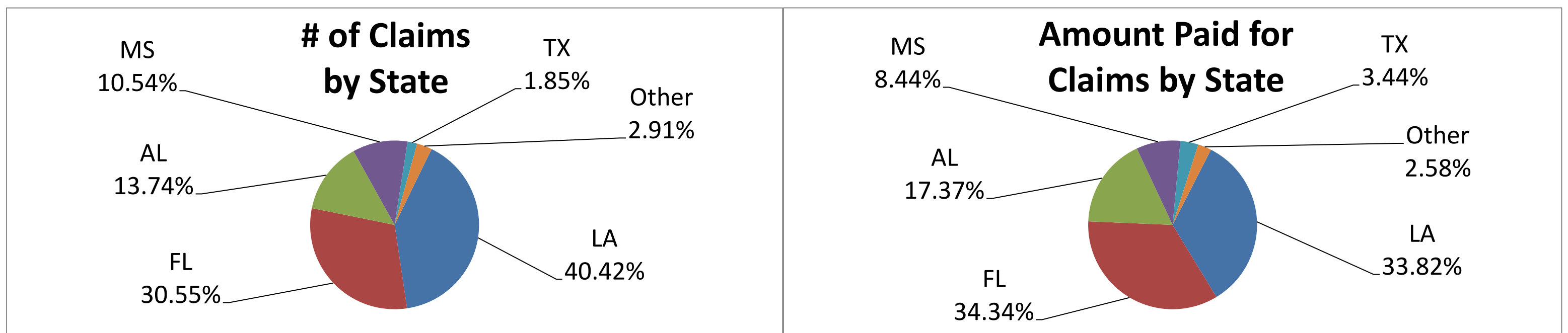
### Claims by Category and Amount (Claimants may have more than one Claim Type)

Claims by Category and Amount	No. of Claims Paid	Amount Paid
<b>4. Loss of Subsistence Use of Natural Resources</b>		
a. \$0.01 - \$5,000.00	5	\$ 13,000.00
b. \$5,000.01 - \$10,000.00	0	\$ -
c. \$10,000.01 - \$25,000.00	0	\$ -
d. \$25,000.01 - \$100,000.00	0	\$ -
e. \$100,000.01 - \$500,000.00	0	\$ -
f. Over \$500,000.00	0	\$ -
<b>Sub-Total to Date</b>	<b>5</b>	<b>\$ 13,000.00</b>
<b>5. Physical Injury / Death</b>		
a. \$0.01 - \$5,000.00	18	\$ 14,336.50
b. \$5,000.01 - \$10,000.00	0	\$ -
c. \$10,000.01 - \$25,000.00	0	\$ -
d. \$25,000.01 - \$100,000.00	0	\$ -
e. \$100,000.01 - \$500,000.00	0	\$ -
f. Over \$500,000.00	0	\$ -
<b>Sub-Total to Date</b>	<b>18</b>	<b>\$ 14,336.50</b>
<b>6. Other Claims</b>		
a. \$0.01 - \$5,000.00	0	\$ -
b. \$5,000.01 - \$10,000.00	0	\$ -
c. \$10,000.01 - \$25,000.00	0	\$ -
d. \$25,000.01 - \$100,000.00	0	\$ -
e. \$100,000.01 - \$500,000.00	0	\$ -
f. Over \$500,000.00	0	\$ -
<b>Sub-Total to Date</b>	<b>0</b>	<b>\$ -</b>
<b>Total to Date</b>	<b>140,708</b>	<b>\$ 2,117,031,190.88</b>

## GCCCF Program Statistics - Overall Summary (as of November 30, 2010, 5:05 PM ET)

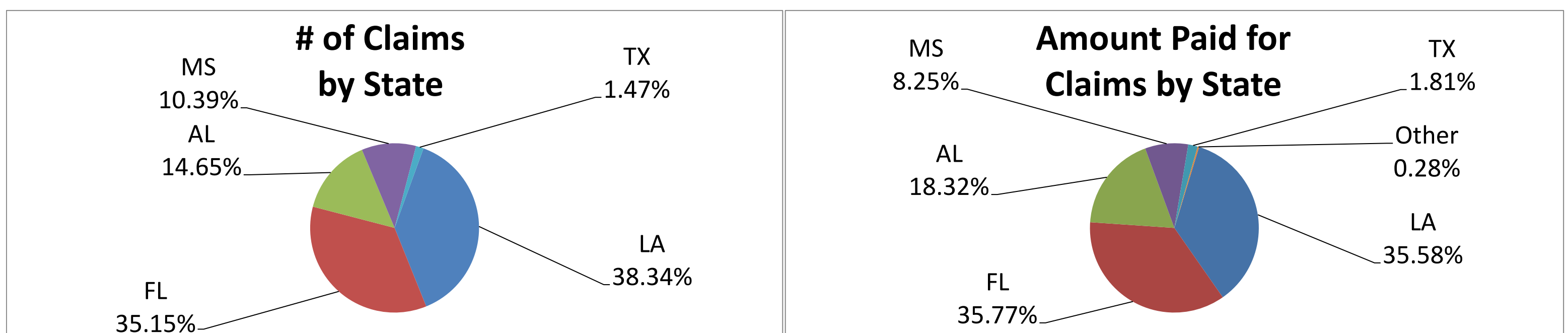
### Claims by State of Residence (Claimants may have more than one Claim Type)

Claim State of Residence	Claims Submitted	No. of Claims Paid	Amount Paid
Louisiana	211,794	48,684	\$ 716,007,750.00
Florida	160,077	51,208	\$ 727,032,276.00
Alabama	71,993	21,405	\$ 367,774,028.38
Mississippi	55,211	12,232	\$ 178,639,536.50
Texas	9,696	2,198	\$ 72,875,500.00
Others	15,257	4,981	\$ 54,702,100.00
<b>Total to Date</b>	<b>524,028</b>	<b>140,708</b>	<b>\$ 2,117,031,190.88</b>



### Claims by State of Loss (Claimants may have more than one Claim Type)

Claim State of Loss	Claims Submitted	No. of Claims Paid	Amount Paid
Louisiana	115,829	49,266	\$ 753,182,215.00
Florida	106,187	54,790	\$ 757,347,876.00
Alabama	44,251	23,064	\$ 387,825,600.00
Mississippi	31,395	11,794	\$ 174,576,500.00
Texas	4,437	1,497	\$ 38,247,000.00
Other State / Pending Location Verification		297	\$ 5,851,999.88
<b>Total to Date</b>		<b>140,708</b>	<b>\$ 2,117,031,190.88</b>

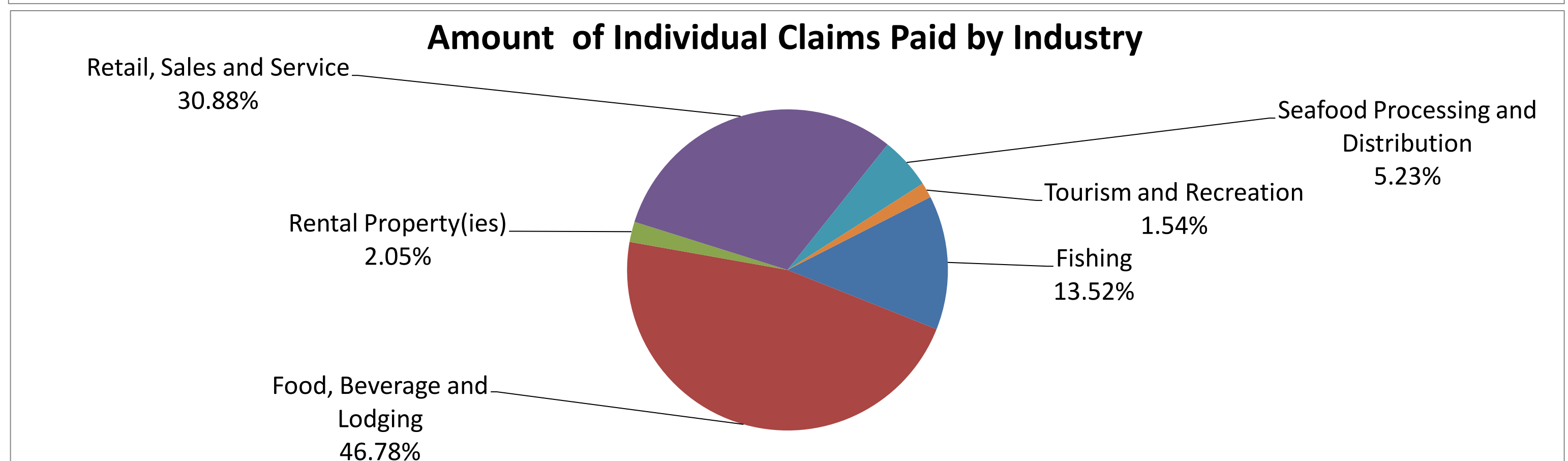
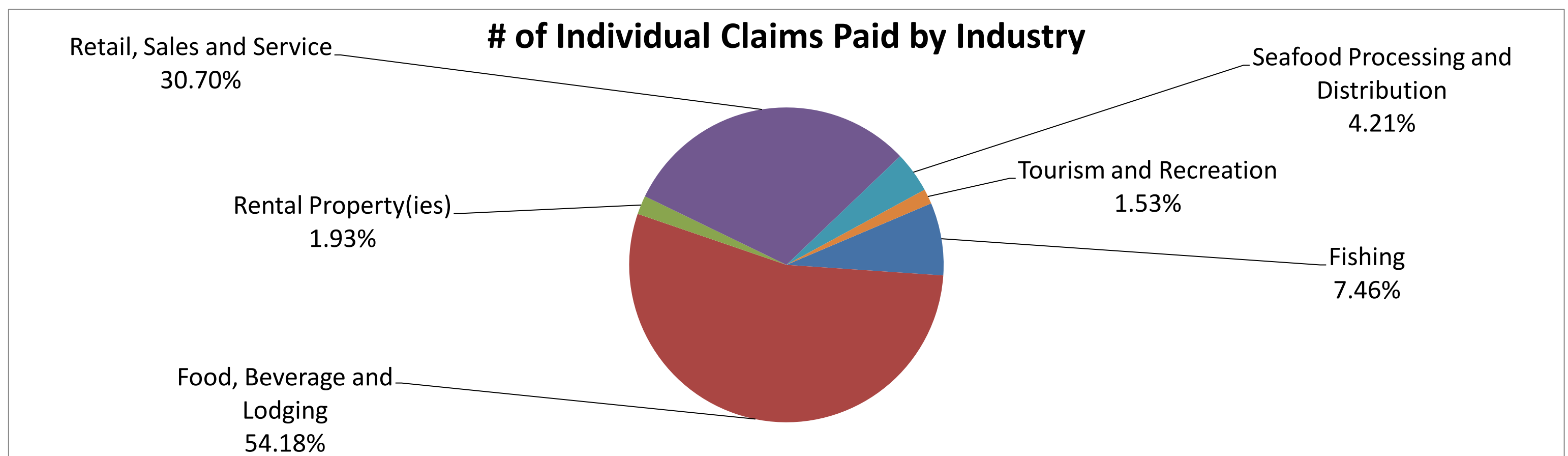




## GCCCF Program Statistics - Overall Summary (as of November 30, 2010, 5:05 PM ET)

### Individual Lost Earnings or Profits Claims Paid by Industry (Claimants may have more than one Claim Type)

Claims by Amount	No. of Claims Paid	Amount Paid
Fishing	7,798	\$ 125,297,400.00
Food, Beverage and Lodging	56,615	\$ 433,550,200.00
Rental Property(ies)	2,015	\$ 18,966,300.00
Retail, Sales and Service	32,078	\$ 286,227,600.00
Seafood Processing and Distribution	4,396	\$ 48,463,415.00
Tourism and Recreation	1,601	\$ 14,306,600.00
<b>Total to Date</b>	<b>104,503</b>	<b>\$ 926,811,515.00</b>

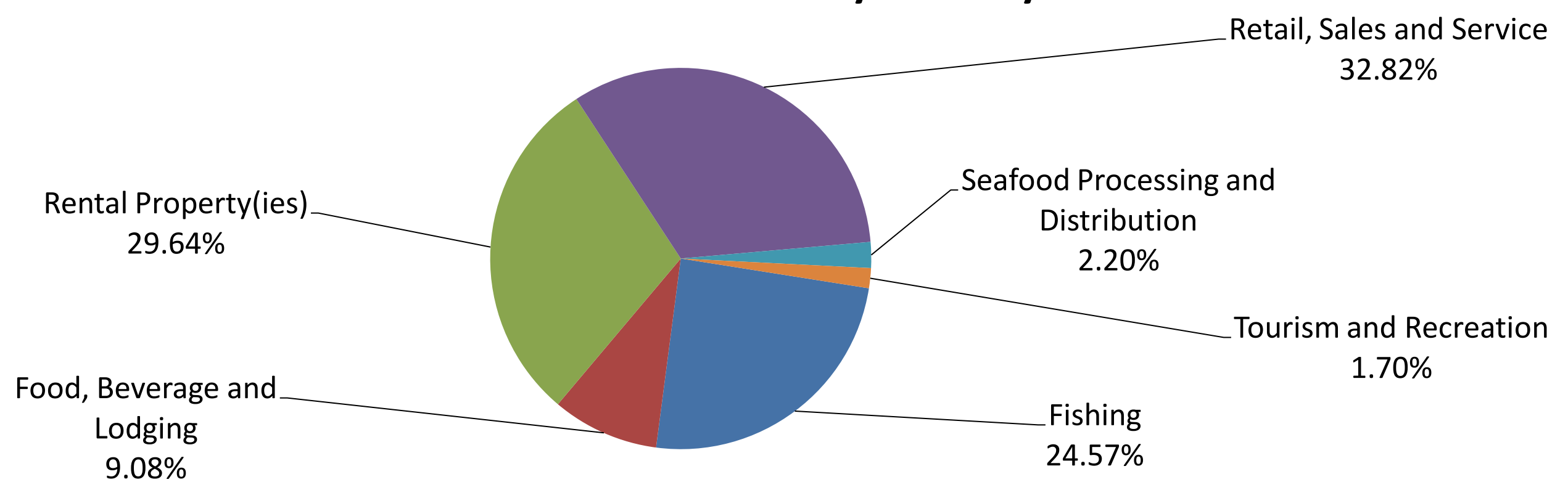


## GCCCF Program Statistics - Overall Summary (as of November 30, 2010, 5:05 PM ET)

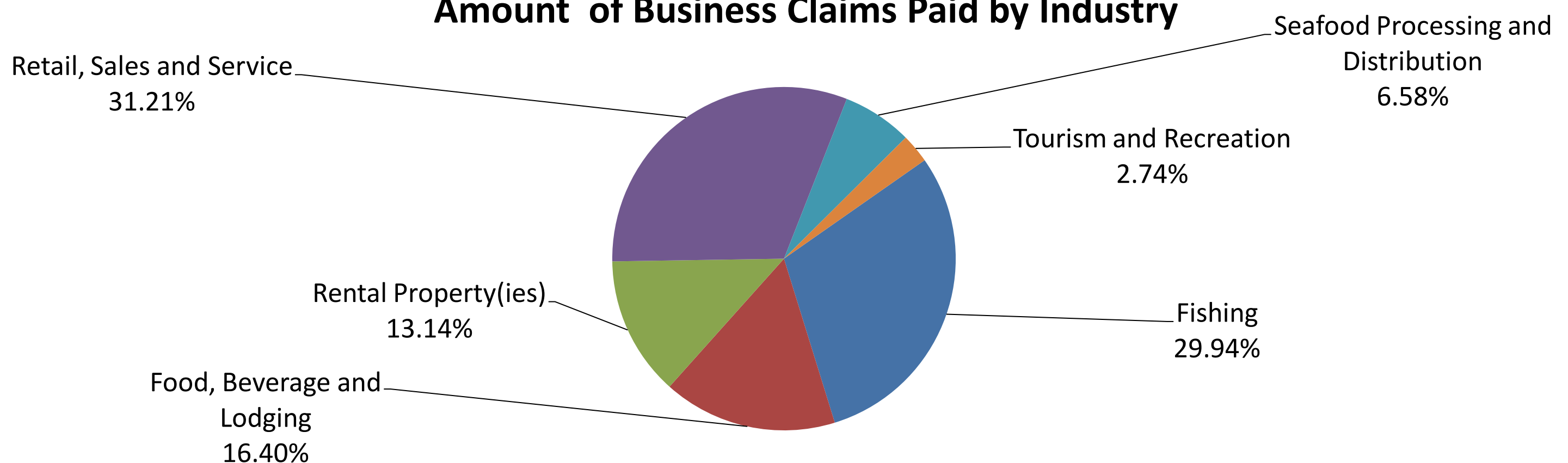
### Business Lost Earnings or Profits Claims Paid by Industry (Claimants may have more than one Claim Type)

Claims by Amount	No. of Claims Paid	Amount Paid
Fishing	8,865	\$ 356,074,100.00
Food, Beverage and Lodging	3,275	\$ 195,049,100.00
Rental Property(ies)	10,695	\$ 156,258,576.00
Retail, Sales and Service	11,845	\$ 371,278,100.00
Seafood Processing and Distribution	793	\$ 78,244,600.00
Tourism and Recreation	613	\$ 32,532,400.00
<b>Total to Date</b>	<b>36,086</b>	<b>\$ 1,189,436,876.00</b>

#### # of Business Claims Paid by Industry


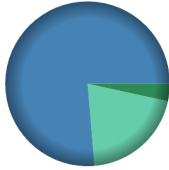
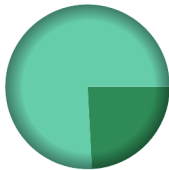




#### Amount of Business Claims Paid by Industry


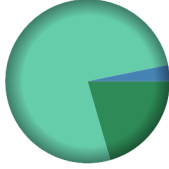





## GCCF Program Statistics - Overall Summary

(as of November 30, 2010, 5:05 PM ET)

County Name	Residents				
<b>Autauga (Alabama)</b>	<b>55</b>	<u>Claimant Type</u>	<u>Claims Paid</u>	<u>Amount Paid</u>	<b>Payments in County</b>  <span style="color: green;">■</span> Resident <span style="color: lightgreen;">■</span> Both
		Resident of County	13	\$112,400.00	
		Resident and Loss in County	1	\$2,300.00	
		<b>Totals:</b>	<b>14</b>	<b>\$114,700.00</b>	
<b>Baldwin (Alabama)</b>	<b>26,538</b>	<u>Claimant Type</u>	<u>Claims Paid</u>	<u>Amount Paid</u>	<b>Payments in County</b>  <span style="color: green;">■</span> Resident <span style="color: lightgreen;">■</span> Loss <span style="color: blue;">■</span> Both
		Resident of County	585	\$8,877,963.38	
		Resident and Loss in County	9,688	\$198,818,700.00	
		Claim Loss in County	4,472	\$52,712,000.00	
<b>Totals:</b>	<b>14,745</b>	<b>\$260,408,663.38</b>			
<b>Barbour (Alabama)</b>	<b>21</b>	<u>Claimant Type</u>	<u>Claims Paid</u>	<u>Amount Paid</u>	<b>Payments in County</b>  <span style="color: green;">■</span> Resident <span style="color: lightgreen;">■</span> Both
		Resident of County	3	\$29,100.00	
		Resident and Loss in County	2	\$91,300.00	
		<b>Totals:</b>	<b>5</b>	<b>\$120,400.00</b>	
<b>Bibb (Alabama)</b>	<b>11</b>	<u>Claimant Type</u>	<u>Claims Paid</u>	<u>Amount Paid</u>	<b>Payments in County</b>  <span style="color: green;">■</span> Resident
		Resident of County	6	\$26,700.00	
		<b>Totals:</b>	<b>6</b>	<b>\$26,700.00</b>	
<b>Blount (Alabama)</b>	<b>11</b>	<u>Claimant Type</u>	<u>Claims Paid</u>	<u>Amount Paid</u>	<b>Payments in County</b>  <span style="color: green;">■</span> Resident
		Resident of County	3	\$14,200.00	
		<b>Totals:</b>	<b>3</b>	<b>\$14,200.00</b>	

## GCCF Program Statistics - Overall Summary (as of November 30, 2010, 5:05 PM ET)

County (Alabama)	Total Claims	Claimant Type	Claims Paid	Amount Paid	Payments in County
<b>Bullock (Alabama)</b>	<b>7</b>	<u>Claimant Type</u>	<u>Claims Paid</u>	<u>Amount Paid</u>	<b>Payments in County</b>  <ul style="list-style-type: none"> <li>Resident</li> </ul>
		Resident of County	2	\$19,700.00	
		<b>Totals:</b>	<b>2</b>	<b>\$19,700.00</b>	
<b>Butler (Alabama)</b>	<b>40</b>	<u>Claimant Type</u>	<u>Claims Paid</u>	<u>Amount Paid</u>	<b>Payments in County</b>  <ul style="list-style-type: none"> <li>Resident</li> <li>Loss</li> <li>Both</li> </ul>
		Resident of County	4	\$34,800.00	
		Resident and Loss in County	1	\$5,400.00	
		Claim Loss in County	2	\$129,200.00	
<b>Totals:</b>	<b>7</b>	<b>\$169,400.00</b>			
<b>Calhoun (Alabama)</b>	<b>106</b>	<u>Claimant Type</u>	<u>Claims Paid</u>	<u>Amount Paid</u>	<b>Payments in County</b>  <ul style="list-style-type: none"> <li>Resident</li> </ul>
		Resident of County	23	\$230,700.00	
		<b>Totals:</b>	<b>23</b>	<b>\$230,700.00</b>	
<b>Chambers (Alabama)</b>	<b>10</b>	<u>Claimant Type</u>	<u>Claims Paid</u>	<u>Amount Paid</u>	<b>Payments in County</b>  <ul style="list-style-type: none"> <li>Resident</li> </ul>
		Resident of County	2	\$27,000.00	
		<b>Totals:</b>	<b>2</b>	<b>\$27,000.00</b>	
<b>Cherokee (Alabama)</b>	<b>12</b>	<u>Claimant Type</u>	<u>Claims Paid</u>	<u>Amount Paid</u>	<b>Payments in County</b>  <ul style="list-style-type: none"> <li>Resident</li> </ul>
		Resident of County	7	\$46,000.00	
		<b>Totals:</b>	<b>7</b>	<b>\$46,000.00</b>	

## GCCF Program Statistics - Overall Summary

(as of November 30, 2010, 5:05 PM ET)

County (Alabama)	Total Claims	Claimant Type	Claims Paid	Amount Paid	Payments in County
<b>Chilton (Alabama)</b>	<b>23</b>	<u>Claimant Type</u>	<u>Claims Paid</u>	<u>Amount Paid</u>	<b>Payments in County</b>  <ul style="list-style-type: none"> <li><span style="color: green;">■</span> Resident</li> <li><span style="color: lightgreen;">■</span> Both</li> </ul>
		Resident of County	4	\$38,300.00	
		Resident and Loss in County	2	\$79,900.00	
		<b>Totals:</b>	<b>6</b>	<b>\$118,200.00</b>	
<b>Choctaw (Alabama)</b>	<b>37</b>	<u>Claimant Type</u>	<u>Claims Paid</u>	<u>Amount Paid</u>	<b>Payments in County</b>  <ul style="list-style-type: none"> <li><span style="color: green;">■</span> Resident</li> <li><span style="color: lightgreen;">■</span> Both</li> </ul>
		Resident of County	2	\$11,000.00	
		Resident and Loss in County	1	\$68,400.00	
		<b>Totals:</b>	<b>3</b>	<b>\$79,400.00</b>	
<b>Clarke (Alabama)</b>	<b>240</b>	<u>Claimant Type</u>	<u>Claims Paid</u>	<u>Amount Paid</u>	<b>Payments in County</b>  <ul style="list-style-type: none"> <li><span style="color: green;">■</span> Resident</li> <li><span style="color: lightgreen;">■</span> Loss</li> <li><span style="color: blue;">■</span> Both</li> </ul>
		Resident of County	31	\$298,800.00	
		Resident and Loss in County	4	\$40,400.00	
		Claim Loss in County	4	\$50,100.00	
<b>Totals:</b>	<b>39</b>	<b>\$389,300.00</b>			
<b>Clay (Alabama)</b>	<b>8</b>	<u>Claimant Type</u>	<u>Claims Paid</u>	<u>Amount Paid</u>	<b>Payments in County</b>  <ul style="list-style-type: none"> <li><span style="color: green;">■</span> Resident</li> </ul>
		Resident of County	4	\$55,200.00	
		<b>Totals:</b>	<b>4</b>	<b>\$55,200.00</b>	
<b>Cleburne (Alabama)</b>	<b>5</b>	<u>Claimant Type</u>	<u>Claims Paid</u>	<u>Amount Paid</u>	<b>Payments in County</b>  <ul style="list-style-type: none"> <li><span style="color: green;">■</span> Resident</li> </ul>
		Resident of County	1	\$3,000.00	
		<b>Totals:</b>	<b>1</b>	<b>\$3,000.00</b>	

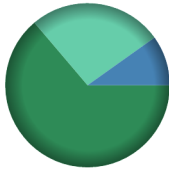

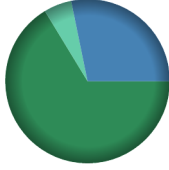


## GCCF Program Statistics - Overall Summary

(as of November 30, 2010, 5:05 PM ET)

County (Alabama)	Total Claims	Claimant Type	Claims Paid	Amount Paid	Payments in County
<b>Coffee (Alabama)</b>	<b>58</b>	<u>Claimant Type</u>	<u>Claims Paid</u>	<u>Amount Paid</u>	<b>Payments in County</b>  <ul style="list-style-type: none"> <li><span style="color: green;">■</span> Resident</li> <li><span style="color: lightgreen;">■</span> Both</li> </ul>
		Resident of County	12	\$144,400.00	
		Resident and Loss in County	1	\$3,000.00	
		<b>Totals:</b>	<b>13</b>	<b>\$147,400.00</b>	
<b>Colbert (Alabama)</b>	<b>44</b>	<u>Claimant Type</u>	<u>Claims Paid</u>	<u>Amount Paid</u>	<b>Payments in County</b>  <ul style="list-style-type: none"> <li><span style="color: green;">■</span> Resident</li> </ul>
		Resident of County	26	\$255,100.00	
		<b>Totals:</b>	<b>26</b>	<b>\$255,100.00</b>	
		<b>Conecuh (Alabama)</b>	<b>32</b>	<u>Claimant Type</u>	
Resident of County	5			\$51,700.00	
<b>Totals:</b>	<b>5</b>			<b>\$51,700.00</b>	
<b>Coosa (Alabama)</b>	<b>6</b>			<u>Claimant Type</u>	<u>Claims Paid</u>
		Resident of County	4	\$42,700.00	
		Resident and Loss in County	1	\$150,000.00	
		<b>Totals:</b>	<b>5</b>	<b>\$192,700.00</b>	
<b>Covington (Alabama)</b>	<b>135</b>	<u>Claimant Type</u>	<u>Claims Paid</u>	<u>Amount Paid</u>	<b>Payments in County</b>  <ul style="list-style-type: none"> <li><span style="color: green;">■</span> Resident</li> <li><span style="color: lightgreen;">■</span> Loss</li> <li><span style="color: blue;">■</span> Both</li> </ul>
		Resident of County	31	\$595,800.00	
		Resident and Loss in County	3	\$97,800.00	
		Claim Loss in County	2	\$109,500.00	
		<b>Totals:</b>	<b>36</b>	<b>\$803,100.00</b>	

## GCCF Program Statistics - Overall Summary

(as of November 30, 2010, 5:05 PM ET)

County (Alabama)	Total Claims	Claimant Type	Claims Paid	Amount Paid	Payments in County
<b>Crenshaw (Alabama)</b>	<b>29</b>	<u>Claimant Type</u>	<u>Claims Paid</u>	<u>Amount Paid</u>	<b>Payments in County</b>  <ul style="list-style-type: none"> <li><span style="color: green;">■</span> Resident</li> <li><span style="color: lightgreen;">■</span> Loss</li> <li><span style="color: blue;">■</span> Both</li> </ul>
		Resident of County	3	\$9,700.00	
		Resident and Loss in County	1	\$1,500.00	
		Claim Loss in County	1	\$4,000.00	
<b>Totals:</b>	<b>5</b>	<b>\$15,200.00</b>			
<b>Cullman (Alabama)</b>	<b>62</b>	<u>Claimant Type</u>	<u>Claims Paid</u>	<u>Amount Paid</u>	<b>Payments in County</b>  <ul style="list-style-type: none"> <li><span style="color: green;">■</span> Resident</li> </ul>
		Resident of County	37	\$354,400.00	
		<b>Totals:</b>	<b>37</b>	<b>\$354,400.00</b>	
<b>Dale (Alabama)</b>	<b>52</b>	<u>Claimant Type</u>	<u>Claims Paid</u>	<u>Amount Paid</u>	<b>Payments in County</b>  <ul style="list-style-type: none"> <li><span style="color: green;">■</span> Resident</li> <li><span style="color: lightgreen;">■</span> Loss</li> <li><span style="color: blue;">■</span> Both</li> </ul>
		Resident of County	11	\$88,400.00	
		Resident and Loss in County	1	\$37,600.00	
		Claim Loss in County	1	\$7,300.00	
<b>Totals:</b>	<b>13</b>	<b>\$133,300.00</b>			
<b>Dallas (Alabama)</b>	<b>61</b>	<u>Claimant Type</u>	<u>Claims Paid</u>	<u>Amount Paid</u>	<b>Payments in County</b>  <ul style="list-style-type: none"> <li><span style="color: green;">■</span> Resident</li> <li><span style="color: lightgreen;">■</span> Both</li> </ul>
		Resident of County	10	\$108,600.00	
		Resident and Loss in County	1	\$15,000.00	
<b>Totals:</b>	<b>11</b>	<b>\$123,600.00</b>			
<b>Dekalb (Alabama)</b>	<b>23</b>	<u>Claimant Type</u>	<u>Claims Paid</u>	<u>Amount Paid</u>	<b>Payments in County</b>  <ul style="list-style-type: none"> <li><span style="color: green;">■</span> Resident</li> <li><span style="color: lightgreen;">■</span> Loss</li> </ul>
		Resident of County	14	\$144,100.00	
		Claim Loss in County	1	\$10,800.00	
<b>Totals:</b>	<b>15</b>	<b>\$154,900.00</b>			

## GCCF Program Statistics - Overall Summary

(as of November 30, 2010, 5:05 PM ET)

County (Alabama)	Total Claims	Claimant Type	Claims Paid	Amount Paid	Payments in County
<b>Elmore (Alabama)</b>	<b>69</b>	<u>Claimant Type</u>	<u>Claims Paid</u>	<u>Amount Paid</u>	<b>Payments in County</b> 
		Resident of County	22	\$235,300.00	
		Resident and Loss in County	1	\$19,200.00	
		<b>Totals:</b>	<b>23</b>	<b>\$254,500.00</b>	
<b>Escambia (Alabama)</b>	<b>384</b>	<u>Claimant Type</u>	<u>Claims Paid</u>	<u>Amount Paid</u>	<b>Payments in County</b> 
		Resident of County	58	\$758,100.00	
		Resident and Loss in County	15	\$142,700.00	
		Claim Loss in County	9	\$150,500.00	
<b>Totals:</b>	<b>82</b>	<b>\$1,051,300.00</b>			
<b>Etowah (Alabama)</b>	<b>83</b>	<u>Claimant Type</u>	<u>Claims Paid</u>	<u>Amount Paid</u>	<b>Payments in County</b> 
		Resident of County	33	\$486,200.00	
		<b>Totals:</b>	<b>33</b>	<b>\$486,200.00</b>	
<b>Fayette (Alabama)</b>	<b>17</b>	<u>Claimant Type</u>	<u>Claims Paid</u>	<u>Amount Paid</u>	<b>Payments in County</b> 
		Resident of County	12	\$76,100.00	
		<b>Totals:</b>	<b>12</b>	<b>\$76,100.00</b>	
<b>Franklin (Alabama)</b>	<b>11</b>	<u>Claimant Type</u>	<u>Claims Paid</u>	<u>Amount Paid</u>	<b>Payments in County</b> 
		Resident of County	7	\$65,900.00	
		<b>Totals:</b>	<b>7</b>	<b>\$65,900.00</b>	



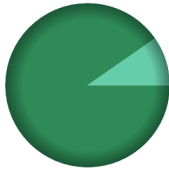



## GCCF Program Statistics - Overall Summary

(as of November 30, 2010, 5:05 PM ET)






County (Alabama)	Total	Claimant Type	Claims Paid	Amount Paid	Payments in County
Geneva (Alabama)	79	<u>Claimant Type</u>	<u>Claims Paid</u>	<u>Amount Paid</u>	Payments in County  <ul style="list-style-type: none"> <li>Resident</li> </ul>
		Resident of County	18	\$157,200.00	
		<b>Totals:</b>	<b>18</b>	<b>\$157,200.00</b>	
Greene (Alabama)	6	<u>Claimant Type</u>	<u>Claims Paid</u>	<u>Amount Paid</u>	Payments in County  <ul style="list-style-type: none"> <li>Resident</li> </ul>
		Resident of County	5	\$30,900.00	
		<b>Totals:</b>	<b>5</b>	<b>\$30,900.00</b>	
Hale (Alabama)	17	<u>Claimant Type</u>	<u>Claims Paid</u>	<u>Amount Paid</u>	Payments in County  <ul style="list-style-type: none"> <li>Resident</li> <li>Both</li> </ul>
		Resident of County	8	\$147,900.00	
		Resident and Loss in County	1	\$100,000.00	
<b>Totals:</b>	<b>9</b>	<b>\$247,900.00</b>			
Henry (Alabama)	18	<u>Claimant Type</u>	<u>Claims Paid</u>	<u>Amount Paid</u>	Payments in County  <ul style="list-style-type: none"> <li>Resident</li> </ul>
		Resident of County	3	\$15,600.00	
		<b>Totals:</b>	<b>3</b>	<b>\$15,600.00</b>	
Houston (Alabama)	214	<u>Claimant Type</u>	<u>Claims Paid</u>	<u>Amount Paid</u>	Payments in County  <ul style="list-style-type: none"> <li>Resident</li> <li>Loss</li> <li>Both</li> </ul>
		Resident of County	40	\$306,500.00	
		Resident and Loss in County	3	\$205,900.00	
		Claim Loss in County	1	\$6,000.00	
<b>Totals:</b>	<b>44</b>	<b>\$518,400.00</b>			

## GCCF Program Statistics - Overall Summary


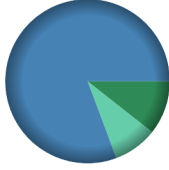

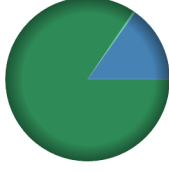
(as of November 30, 2010, 5:05 PM ET)

County (Alabama)	Total Claims	Claimant Type	Claims Paid	Amount Paid	Payments in County
Jackson	23	<u>Claimant Type</u>	<u>Claims Paid</u>	<u>Amount Paid</u>	 <ul style="list-style-type: none"> <li><span style="color: green;">■</span> Resident</li> <li><span style="color: lightgreen;">■</span> Loss</li> </ul>
		Resident of County	11	\$135,400.00	
		Claim Loss in County	1	\$14,500.00	
		<b>Totals:</b>	<b>12</b>	<b>\$149,900.00</b>	
Jefferson	835	<u>Claimant Type</u>	<u>Claims Paid</u>	<u>Amount Paid</u>	 <ul style="list-style-type: none"> <li><span style="color: green;">■</span> Resident</li> <li><span style="color: lightgreen;">■</span> Loss</li> <li><span style="color: blue;">■</span> Both</li> </ul>
		Resident of County	361	\$4,101,200.00	
		Resident and Loss in County	7	\$110,000.00	
		Claim Loss in County	4	\$59,700.00	
<b>Totals:</b>	<b>372</b>	<b>\$4,270,900.00</b>			
Lamar	2	<u>Claimant Type</u>	<u>Claims Paid</u>	<u>Amount Paid</u>	 <ul style="list-style-type: none"> <li><span style="color: green;">■</span> Resident</li> </ul>
		Resident of County	1	\$1,000.00	
<b>Totals:</b>	<b>1</b>	<b>\$1,000.00</b>			
Lauderdale	51	<u>Claimant Type</u>	<u>Claims Paid</u>	<u>Amount Paid</u>	 <ul style="list-style-type: none"> <li><span style="color: green;">■</span> Resident</li> </ul>
		Resident of County	21	\$193,100.00	
<b>Totals:</b>	<b>21</b>	<b>\$193,100.00</b>			
Lawrence	7	<u>Claimant Type</u>	<u>Claims Paid</u>	<u>Amount Paid</u>	 <ul style="list-style-type: none"> <li><span style="color: green;">■</span> Resident</li> <li><span style="color: lightgreen;">■</span> Loss</li> </ul>
		Resident of County	2	\$21,200.00	
		Claim Loss in County	1	\$1,400.00	
<b>Totals:</b>	<b>3</b>	<b>\$22,600.00</b>			

## GCCF Program Statistics - Overall Summary (as of November 30, 2010, 5:05 PM ET)

County (Alabama)	Total Claims	Claimant Type	Claims Paid	Amount Paid	Payments in County
Lee (Alabama)	128				 <ul style="list-style-type: none"> <li>Resident</li> </ul>
		Resident of County	44	\$408,400.00	
		<b>Totals:</b>	<b>44</b>	<b>\$408,400.00</b>	
Limestone (Alabama)	49				 <ul style="list-style-type: none"> <li>Resident</li> </ul>
		Resident of County	31	\$443,200.00	
		<b>Totals:</b>	<b>31</b>	<b>\$443,200.00</b>	
Macon (Alabama)	7				 <ul style="list-style-type: none"> <li>Resident</li> </ul>
		Resident of County	2	\$7,500.00	
		<b>Totals:</b>	<b>2</b>	<b>\$7,500.00</b>	
Madison (Alabama)	324				 <ul style="list-style-type: none"> <li>Resident</li> <li>Loss</li> <li>Both</li> </ul>
		Resident of County	152	\$1,717,400.00	
		Resident and Loss in County	6	\$60,300.00	
		Claim Loss in County	2	\$6,100.00	
		<b>Totals:</b>	<b>160</b>	<b>\$1,783,800.00</b>	
Marengo (Alabama)	31				 <ul style="list-style-type: none"> <li>Resident</li> </ul>
		Resident of County	12	\$87,200.00	
		<b>Totals:</b>	<b>12</b>	<b>\$87,200.00</b>	

## GCCF Program Statistics - Overall Summary (as of November 30, 2010, 5:05 PM ET)

County (Alabama)	Total Claims	Claimant Type	Claims Paid	Amount Paid	Payments in County
<b>Marion (Alabama)</b>	<b>8</b>	<u>Claimant Type</u>	<u>Claims Paid</u>	<u>Amount Paid</u>	<b>Payments in County</b>  <ul style="list-style-type: none"> <li>Resident</li> </ul>
		Resident of County	2	\$3,600.00	
		<b>Totals:</b>	<b>2</b>	<b>\$3,600.00</b>	
		<b>Marshall (Alabama)</b>	<b>64</b>	<u>Claimant Type</u>	
Resident of County	30			\$393,900.00	
Resident and Loss in County	1			\$37,200.00	
<b>Totals:</b>	<b>31</b>			<b>\$431,100.00</b>	
<b>Mobile (Alabama)</b>	<b>36,688</b>	<u>Claimant Type</u>	<u>Claims Paid</u>	<u>Amount Paid</u>	<b>Payments in County</b>  <ul style="list-style-type: none"> <li>Resident</li> <li>Loss</li> <li>Both</li> </ul>
		Resident of County	1,217	\$15,896,965.00	
		Resident and Loss in County	8,007	\$120,437,400.00	
		Claim Loss in County	767	\$12,931,600.00	
<b>Totals:</b>	<b>9,991</b>	<b>\$149,265,965.00</b>			
<b>Monroe (Alabama)</b>	<b>130</b>	<u>Claimant Type</u>	<u>Claims Paid</u>	<u>Amount Paid</u>	<b>Payments in County</b>  <ul style="list-style-type: none"> <li>Resident</li> <li>Both</li> </ul>
		Resident of County	39	\$625,000.00	
		Resident and Loss in County	11	\$145,400.00	
		<b>Totals:</b>	<b>50</b>	<b>\$770,400.00</b>	
<b>Montgomery (Alabama)</b>	<b>344</b>	<u>Claimant Type</u>	<u>Claims Paid</u>	<u>Amount Paid</u>	<b>Payments in County</b>  <ul style="list-style-type: none"> <li>Resident</li> <li>Loss</li> <li>Both</li> </ul>
		Resident of County	110	\$1,993,600.00	
		Resident and Loss in County	9	\$358,100.00	
		Claim Loss in County	2	\$8,600.00	
<b>Totals:</b>	<b>121</b>	<b>\$2,360,300.00</b>			

## GCCF Program Statistics - Overall Summary

(as of November 30, 2010, 5:05 PM ET)


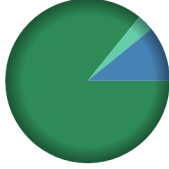

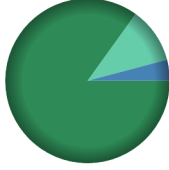
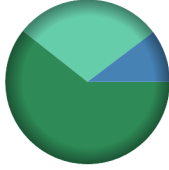
County (Alabama)	Total Claims	Claimant Type	Claims Paid	Amount Paid	Payments in County
<b>Morgan (Alabama)</b>	<b>98</b>	<u>Claimant Type</u>	<u>Claims Paid</u>	<u>Amount Paid</u>	<b>Payments in County</b>  <ul style="list-style-type: none"> <li><span style="color: green;">■</span> Resident</li> <li><span style="color: lightgreen;">■</span> Both</li> </ul>
		Resident of County	56	\$588,400.00	
		Resident and Loss in County	1	\$2,400.00	
		<b>Totals:</b>	<b>57</b>	<b>\$590,800.00</b>	
<b>Perry (Alabama)</b>	<b>4</b>	<u>Claimant Type</u>	<u>Claims Paid</u>	<u>Amount Paid</u>	<b>Payments in County</b>  <ul style="list-style-type: none"> <li><span style="color: green;">■</span> Loss</li> </ul>
		Claim Loss in County	1	\$35,000.00	
		<b>Totals:</b>	<b>1</b>	<b>\$35,000.00</b>	
<b>Pickens (Alabama)</b>	<b>12</b>	<u>Claimant Type</u>	<u>Claims Paid</u>	<u>Amount Paid</u>	<b>Payments in County</b>  <ul style="list-style-type: none"> <li><span style="color: green;">■</span> Resident</li> </ul>
		Resident of County	4	\$58,700.00	
		<b>Totals:</b>	<b>4</b>	<b>\$58,700.00</b>	
<b>Pike (Alabama)</b>	<b>47</b>	<u>Claimant Type</u>	<u>Claims Paid</u>	<u>Amount Paid</u>	<b>Payments in County</b>  <ul style="list-style-type: none"> <li><span style="color: green;">■</span> Resident</li> </ul>
		Resident of County	8	\$53,000.00	
		<b>Totals:</b>	<b>8</b>	<b>\$53,000.00</b>	
<b>Randolph (Alabama)</b>	<b>8</b>	<u>Claimant Type</u>	<u>Claims Paid</u>	<u>Amount Paid</u>	<b>Payments in County</b>  <ul style="list-style-type: none"> <li><span style="color: green;">■</span> Resident</li> <li><span style="color: lightgreen;">■</span> Both</li> </ul>
		Resident of County	4	\$50,300.00	
		Resident and Loss in County	1	\$6,600.00	
		<b>Totals:</b>	<b>5</b>	<b>\$56,900.00</b>	

## GCCF Program Statistics - Overall Summary

(as of November 30, 2010, 5:05 PM ET)

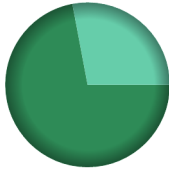


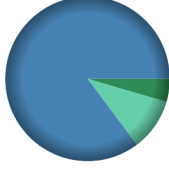
County (Alabama)	Total Claims	Claimant Type	Claims Paid	Amount Paid	Payments in County
<b>Russell (Alabama)</b>	<b>29</b>	<u>Claimant Type</u>	<u>Claims Paid</u>	<u>Amount Paid</u>	<b>Payments in County</b>  Resident
		Resident of County	5	\$43,600.00	
		<b>Totals:</b>	<b>5</b>	<b>\$43,600.00</b>	
<b>Shelby (Alabama)</b>	<b>306</b>	<u>Claimant Type</u>	<u>Claims Paid</u>	<u>Amount Paid</u>	<b>Payments in County</b>  Resident Loss Both
		Resident of County	155	\$1,690,300.00	
		Resident and Loss in County	2	\$23,500.00	
		Claim Loss in County	1	\$28,800.00	
		<b>Totals:</b>	<b>158</b>	<b>\$1,742,600.00</b>	
<b>St. Clair (Alabama)</b>	<b>48</b>	<u>Claimant Type</u>	<u>Claims Paid</u>	<u>Amount Paid</u>	<b>Payments in County</b>  Resident Both
		Resident of County	25	\$337,400.00	
		Resident and Loss in County	1	\$32,700.00	
		<b>Totals:</b>	<b>26</b>	<b>\$370,100.00</b>	
<b>Sumter (Alabama)</b>	<b>11</b>	<u>Claimant Type</u>	<u>Claims Paid</u>	<u>Amount Paid</u>	<b>Payments in County</b>  Resident
		Resident of County	1	\$46,200.00	
		<b>Totals:</b>	<b>1</b>	<b>\$46,200.00</b>	
<b>Talladega (Alabama)</b>	<b>65</b>	<u>Claimant Type</u>	<u>Claims Paid</u>	<u>Amount Paid</u>	<b>Payments in County</b>  Resident
		Resident of County	25	\$152,000.00	
		<b>Totals:</b>	<b>25</b>	<b>\$152,000.00</b>	

## GCCF Program Statistics - Overall Summary (as of November 30, 2010, 5:05 PM ET)

County (Alabama)	Total Claims	Claimant Type	Claims Paid	Amount Paid	Payments in County
<b>Tallapoosa (Alabama)</b>	<b>36</b>	<u>Claimant Type</u>	<u>Claims Paid</u>	<u>Amount Paid</u>	<b>Payments in County</b>  <ul style="list-style-type: none"> <li><span style="color: green;">■</span> Resident</li> </ul>
		Resident of County	10	\$68,900.00	
		<b>Totals:</b>	<b>10</b>	<b>\$68,900.00</b>	
<b>Tuscaloosa (Alabama)</b>	<b>292</b>	<u>Claimant Type</u>	<u>Claims Paid</u>	<u>Amount Paid</u>	<b>Payments in County</b>  <ul style="list-style-type: none"> <li><span style="color: green;">■</span> Resident</li> <li><span style="color: lightgreen;">■</span> Loss</li> <li><span style="color: blue;">■</span> Both</li> </ul>
		Resident of County	142	\$1,269,300.00	
		Resident and Loss in County	4	\$160,600.00	
		Claim Loss in County	2	\$49,000.00	
<b>Totals:</b>	<b>148</b>	<b>\$1,478,900.00</b>			
<b>Unknown (Alabama)</b>	<b>138</b>	<u>Claimant Type</u>	<u>Claims Paid</u>	<u>Amount Paid</u>	<b>Payments in County</b>  <ul style="list-style-type: none"> <li><span style="color: green;">■</span> Resident</li> </ul>
		Resident of County	46	\$1,298,400.00	
		<b>Totals:</b>	<b>46</b>	<b>\$1,298,400.00</b>	
<b>Walker (Alabama)</b>	<b>40</b>	<u>Claimant Type</u>	<u>Claims Paid</u>	<u>Amount Paid</u>	<b>Payments in County</b>  <ul style="list-style-type: none"> <li><span style="color: green;">■</span> Resident</li> <li><span style="color: lightgreen;">■</span> Loss</li> <li><span style="color: blue;">■</span> Both</li> </ul>
		Resident of County	18	\$217,700.00	
		Resident and Loss in County	1	\$10,600.00	
		Claim Loss in County	2	\$28,000.00	
<b>Totals:</b>	<b>21</b>	<b>\$256,300.00</b>			
<b>Washington (Alabama)</b>	<b>287</b>	<u>Claimant Type</u>	<u>Claims Paid</u>	<u>Amount Paid</u>	<b>Payments in County</b>  <ul style="list-style-type: none"> <li><span style="color: green;">■</span> Resident</li> <li><span style="color: lightgreen;">■</span> Loss</li> <li><span style="color: blue;">■</span> Both</li> </ul>
		Resident of County	22	\$235,000.00	
		Resident and Loss in County	2	\$40,000.00	
		Claim Loss in County	5	\$112,600.00	
<b>Totals:</b>	<b>29</b>	<b>\$387,600.00</b>			

## GCCF Program Statistics - Overall Summary

(as of November 30, 2010, 5:05 PM ET)

County	Total Claims	Claimant Type	Claims Paid	Amount Paid	Payments in County
<b>Wilcox (Alabama)</b>	<b>74</b>	<u>Claimant Type</u>	<u>Claims Paid</u>	<u>Amount Paid</u>	<b>Payments in County</b>  <ul style="list-style-type: none"> <li><span style="color: green;">■</span> Resident</li> <li><span style="color: lightgreen;">■</span> Both</li> </ul>
		Resident of County	11	\$172,600.00	
		Resident and Loss in County	3	\$67,000.00	
		<b>Totals:</b>	<b>14</b>	<b>\$239,600.00</b>	
<b>Winston (Alabama)</b>	<b>15</b>	<u>Claimant Type</u>	<u>Claims Paid</u>	<u>Amount Paid</u>	<b>Payments in County</b>  <ul style="list-style-type: none"> <li><span style="color: green;">■</span> Resident</li> </ul>
		Resident of County	6	\$193,200.00	
		<b>Totals:</b>	<b>6</b>	<b>\$193,200.00</b>	
		<b>Aachua (Florida)</b>	<b>120</b>	<u>Claimant Type</u>	
Resident of County	25			\$175,500.00	
Resident and Loss in County	5			\$145,600.00	
Claim Loss in County	1			\$12,000.00	
<b>Totals:</b>	<b>31</b>			<b>\$333,100.00</b>	
<b>Baker (Florida)</b>	<b>9</b>	<u>Claimant Type</u>	<u>Claims Paid</u>	<u>Amount Paid</u>	<b>Payments in County</b>  <ul style="list-style-type: none"> <li><span style="color: green;">■</span> Resident</li> </ul>
		Resident of County	1	\$4,600.00	
		<b>Totals:</b>	<b>1</b>	<b>\$4,600.00</b>	
<b>Bay (Florida)</b>	<b>34,942</b>	<u>Claimant Type</u>	<u>Claims Paid</u>	<u>Amount Paid</u>	<b>Payments in County</b>  <ul style="list-style-type: none"> <li><span style="color: green;">■</span> Resident</li> <li><span style="color: lightgreen;">■</span> Loss</li> <li><span style="color: blue;">■</span> Both</li> </ul>
		Resident of County	685	\$8,095,000.00	
		Resident and Loss in County	11,628	\$152,835,376.00	
		Claim Loss in County	1,902	\$18,417,200.00	
		<b>Totals:</b>	<b>14,215</b>	<b>\$179,347,576.00</b>	



## GCCF Program Statistics - Overall Summary

(as of November 30, 2010, 5:05 PM ET)

County (Florida)	Total Claims	Claimant Type	Claims Paid	Amount Paid	Payments in County
<b>Brevard (Florida)</b>	<b>200</b>	<u>Claimant Type</u>	<u>Claims Paid</u>	<u>Amount Paid</u>	<ul style="list-style-type: none"> <li><span style="color: green;">■</span> Resident</li> <li><span style="color: lightgreen;">■</span> Loss</li> <li><span style="color: blue;">■</span> Both</li> </ul>
		Resident of County	13	\$254,100.00	
		Resident and Loss in County	8	\$284,600.00	
		Claim Loss in County	2	\$30,300.00	
<b>Totals:</b>	<b>23</b>	<b>\$569,000.00</b>			
<b>Broward (Florida)</b>	<b>1,221</b>	<u>Claimant Type</u>	<u>Claims Paid</u>	<u>Amount Paid</u>	<ul style="list-style-type: none"> <li><span style="color: green;">■</span> Resident</li> <li><span style="color: lightgreen;">■</span> Loss</li> <li><span style="color: blue;">■</span> Both</li> </ul>
		Resident of County	32	\$993,700.00	
		Resident and Loss in County	11	\$1,600,200.00	
		Claim Loss in County	13	\$298,900.00	
<b>Totals:</b>	<b>56</b>	<b>\$2,892,800.00</b>			
<b>Calhoun (Florida)</b>	<b>200</b>	<u>Claimant Type</u>	<u>Claims Paid</u>	<u>Amount Paid</u>	<ul style="list-style-type: none"> <li><span style="color: green;">■</span> Resident</li> <li><span style="color: lightgreen;">■</span> Loss</li> <li><span style="color: blue;">■</span> Both</li> </ul>
		Resident of County	28	\$296,100.00	
		Resident and Loss in County	1	\$6,000.00	
		Claim Loss in County	1	\$4,200.00	
<b>Totals:</b>	<b>30</b>	<b>\$306,300.00</b>			
<b>Charlotte (Florida)</b>	<b>327</b>	<u>Claimant Type</u>	<u>Claims Paid</u>	<u>Amount Paid</u>	<ul style="list-style-type: none"> <li><span style="color: green;">■</span> Resident</li> <li><span style="color: lightgreen;">■</span> Loss</li> <li><span style="color: blue;">■</span> Both</li> </ul>
		Resident of County	13	\$138,200.00	
		Resident and Loss in County	46	\$1,429,600.00	
		Claim Loss in County	17	\$121,400.00	
<b>Totals:</b>	<b>76</b>	<b>\$1,689,200.00</b>			
<b>Citrus (Florida)</b>	<b>276</b>	<u>Claimant Type</u>	<u>Claims Paid</u>	<u>Amount Paid</u>	<ul style="list-style-type: none"> <li><span style="color: green;">■</span> Resident</li> <li><span style="color: lightgreen;">■</span> Loss</li> <li><span style="color: blue;">■</span> Both</li> </ul>
		Resident of County	25	\$449,900.00	
		Resident and Loss in County	98	\$1,848,100.00	
		Claim Loss in County	8	\$167,100.00	
<b>Totals:</b>	<b>131</b>	<b>\$2,465,100.00</b>			

## GCCF Program Statistics - Overall Summary

(as of November 30, 2010, 5:05 PM ET)

County (Florida)	Total Claims	Claimant Type	Claims Paid	Amount Paid	Payments in County
<b>Clay (Florida)</b>	<b>72</b>	<u>Claimant Type</u>	<u>Claims Paid</u>	<u>Amount Paid</u>	<p>Payments in County</p> <ul style="list-style-type: none"> <li>Resident</li> <li>Loss</li> <li>Both</li> </ul>
		Resident of County	6	\$31,700.00	
		Resident and Loss in County	1	\$125,000.00	
		Claim Loss in County	1	\$18,700.00	
<b>Totals:</b>	<b>8</b>	<b>\$175,400.00</b>			
<b>Collier (Florida)</b>	<b>12,914</b>	<u>Claimant Type</u>	<u>Claims Paid</u>	<u>Amount Paid</u>	<p>Payments in County</p> <ul style="list-style-type: none"> <li>Resident</li> <li>Loss</li> <li>Both</li> </ul>
		Resident of County	123	\$1,016,700.00	
		Resident and Loss in County	2,430	\$22,122,700.00	
		Claim Loss in County	150	\$1,213,500.00	
<b>Totals:</b>	<b>2,703</b>	<b>\$24,352,900.00</b>			
<b>Columbia (Florida)</b>	<b>27</b>	<u>Claimant Type</u>	<u>Claims Paid</u>	<u>Amount Paid</u>	<p>Payments in County</p> <ul style="list-style-type: none"> <li>Resident</li> <li>Both</li> </ul>
		Resident of County	6	\$101,000.00	
		Resident and Loss in County	1	\$40,000.00	
		<b>Totals:</b>	<b>7</b>	<b>\$141,000.00</b>	
<b>Dixie (Florida)</b>	<b>39</b>	<u>Claimant Type</u>	<u>Claims Paid</u>	<u>Amount Paid</u>	<p>Payments in County</p> <ul style="list-style-type: none"> <li>Resident</li> <li>Loss</li> <li>Both</li> </ul>
		Resident of County	1	\$3,000.00	
		Resident and Loss in County	12	\$353,400.00	
		Claim Loss in County	4	\$89,700.00	
<b>Totals:</b>	<b>17</b>	<b>\$446,100.00</b>			
<b>Duval (Florida)</b>	<b>497</b>	<u>Claimant Type</u>	<u>Claims Paid</u>	<u>Amount Paid</u>	<p>Payments in County</p> <ul style="list-style-type: none"> <li>Resident</li> <li>Loss</li> <li>Both</li> </ul>
		Resident of County	48	\$809,000.00	
		Resident and Loss in County	17	\$1,249,700.00	
		Claim Loss in County	8	\$169,300.00	
<b>Totals:</b>	<b>73</b>	<b>\$2,228,000.00</b>			

## GCCF Program Statistics - Overall Summary

(as of November 30, 2010, 5:05 PM ET)

County (Florida)	Total Claims	Claimant Type	Claims Paid	Amount Paid	Payments in County
<b>Escambia (Florida)</b>	<b>22,177</b>	<u>Claimant Type</u>	<u>Claims Paid</u>	<u>Amount Paid</u>	
		Resident of County	1,836	\$19,523,200.00	
		Resident and Loss in County	5,864	\$78,374,200.00	
		Claim Loss in County	1,308	\$16,423,100.00	
<b>Totals:</b>		<b>9,008</b>	<b>\$114,320,500.00</b>		
<b>Flagler (Florida)</b>	<b>34</b>	<u>Claimant Type</u>	<u>Claims Paid</u>	<u>Amount Paid</u>	
		Resident of County	2	\$65,400.00	
		<b>Totals:</b>	<b>2</b>	<b>\$65,400.00</b>	
<b>Franklin (Florida)</b>	<b>2,412</b>	<u>Claimant Type</u>	<u>Claims Paid</u>	<u>Amount Paid</u>	
		Resident of County	46	\$587,500.00	
		Resident and Loss in County	1,258	\$15,923,700.00	
		Claim Loss in County	150	\$2,007,300.00	
<b>Totals:</b>		<b>1,454</b>	<b>\$18,518,500.00</b>		
<b>Gadsden (Florida)</b>	<b>116</b>	<u>Claimant Type</u>	<u>Claims Paid</u>	<u>Amount Paid</u>	
		Resident of County	9	\$158,700.00	
		Resident and Loss in County	2	\$44,200.00	
		Claim Loss in County	1	\$6,000.00	
<b>Totals:</b>		<b>12</b>	<b>\$208,900.00</b>		
<b>Glades (Florida)</b>	<b>2</b>	<u>Claimant Type</u>	<u>Claims Paid</u>	<u>Amount Paid</u>	
		Resident of County	1	\$8,400.00	
		<b>Totals:</b>	<b>1</b>	<b>\$8,400.00</b>	

## GCCF Program Statistics - Overall Summary (as of November 30, 2010, 5:05 PM ET)



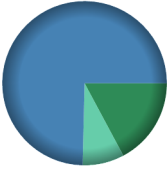
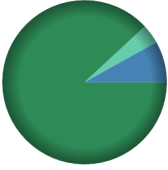
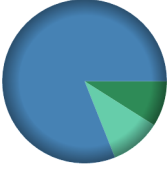
County (Florida)	Total Claims	Claimant Type	Claims Paid	Amount Paid	Payments in County
<b>Gulf (Florida)</b>	<b>2,038</b>	<u>Claimant Type</u>	<u>Claims Paid</u>	<u>Amount Paid</u>	<b>Payments in County</b> 
		Resident of County	143	\$1,534,800.00	
		Resident and Loss in County	509	\$9,860,800.00	
		Claim Loss in County	147	\$1,729,300.00	
<b>Totals:</b>	<b>799</b>	<b>\$13,124,900.00</b>			
<b>Hardee (Florida)</b>	<b>6</b>	<u>Claimant Type</u>	<u>Claims Paid</u>	<u>Amount Paid</u>	<b>Payments in County</b> 
		Resident of County	1	\$15,000.00	
		<b>Totals:</b>	<b>1</b>	<b>\$15,000.00</b>	
<b>Hendry (Florida)</b>	<b>107</b>	<u>Claimant Type</u>	<u>Claims Paid</u>	<u>Amount Paid</u>	<b>Payments in County</b> 
		Resident of County	1	\$24,000.00	
		<b>Totals:</b>	<b>1</b>	<b>\$24,000.00</b>	
<b>Hernando (Florida)</b>	<b>195</b>	<u>Claimant Type</u>	<u>Claims Paid</u>	<u>Amount Paid</u>	<b>Payments in County</b> 
		Resident of County	22	\$367,600.00	
		Resident and Loss in County	49	\$1,160,100.00	
		Claim Loss in County	19	\$491,000.00	
<b>Totals:</b>	<b>90</b>	<b>\$2,018,700.00</b>			
<b>Highlands (Florida)</b>	<b>81</b>	<u>Claimant Type</u>	<u>Claims Paid</u>	<u>Amount Paid</u>	<b>Payments in County</b> 
		Claim Loss in County	1	\$12,600.00	
		<b>Totals:</b>	<b>1</b>	<b>\$12,600.00</b>	

## GCCF Program Statistics - Overall Summary

(as of November 30, 2010, 5:05 PM ET)

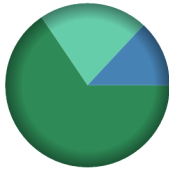

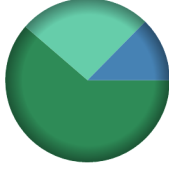
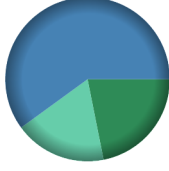
County (Florida)	Total Claims	Claimant Type	Claims Paid	Amount Paid	Payments in County
<b>Hillsborough (Florida)</b>	<b>2,637</b>	<u>Claimant Type</u>	<u>Claims Paid</u>	<u>Amount Paid</u>	
		Resident of County	114	\$1,329,300.00	
		Resident and Loss in County	240	\$3,505,300.00	
		Claim Loss in County	88	\$951,300.00	
		<b>Totals:</b>	<b>442</b>	<b>\$5,785,900.00</b>	
<b>Holmes (Florida)</b>	<b>614</b>	<u>Claimant Type</u>	<u>Claims Paid</u>	<u>Amount Paid</u>	
		Resident of County	135	\$1,075,000.00	
		Resident and Loss in County	37	\$584,100.00	
		Claim Loss in County	13	\$57,300.00	
		<b>Totals:</b>	<b>185</b>	<b>\$1,716,400.00</b>	
<b>Indian River (Florida)</b>	<b>92</b>	<u>Claimant Type</u>	<u>Claims Paid</u>	<u>Amount Paid</u>	
		Resident of County	1	\$7,000.00	
		Resident and Loss in County	3	\$157,000.00	
		Claim Loss in County	1	\$65,000.00	
		<b>Totals:</b>	<b>5</b>	<b>\$229,000.00</b>	
<b>Jackson (Florida)</b>	<b>492</b>	<u>Claimant Type</u>	<u>Claims Paid</u>	<u>Amount Paid</u>	
		Resident of County	45	\$597,400.00	
		Resident and Loss in County	3	\$96,000.00	
		Claim Loss in County	1	\$7,900.00	
		<b>Totals:</b>	<b>49</b>	<b>\$701,300.00</b>	
<b>Jefferson (Florida)</b>	<b>16</b>	<u>Claimant Type</u>	<u>Claims Paid</u>	<u>Amount Paid</u>	
		Resident of County	4	\$106,200.00	
		Resident and Loss in County	3	\$4,200.00	
		Claim Loss in County	1	\$6,000.00	
		<b>Totals:</b>	<b>8</b>	<b>\$116,400.00</b>	

## GCCF Program Statistics - Overall Summary (as of November 30, 2010, 5:05 PM ET)

County (Florida)	Total Claims	Claimant Type	Claims Paid	Amount Paid	Payments in County
Lafayette (Florida)	6	<u>Claimant Type</u>	<u>Claims Paid</u>	<u>Amount Paid</u>	 <ul style="list-style-type: none"> <li>Both</li> </ul>
		Resident and Loss in County	1	\$226,700.00	
		<b>Totals:</b>	<b>1</b>	<b>\$226,700.00</b>	
Lake (Florida)	88	<u>Claimant Type</u>	<u>Claims Paid</u>	<u>Amount Paid</u>	 <ul style="list-style-type: none"> <li>Resident</li> <li>Both</li> </ul>
		Resident of County	10	\$85,100.00	
		Resident and Loss in County	5	\$137,900.00	
		<b>Totals:</b>	<b>15</b>	<b>\$223,000.00</b>	
Lee (Florida)	5,331	<u>Claimant Type</u>	<u>Claims Paid</u>	<u>Amount Paid</u>	 <ul style="list-style-type: none"> <li>Resident</li> <li>Loss</li> <li>Both</li> </ul>
		Resident of County	167	\$1,644,000.00	
		Resident and Loss in County	633	\$7,136,100.00	
		Claim Loss in County	112	\$782,600.00	
<b>Totals:</b>	<b>912</b>	<b>\$9,562,700.00</b>			
Leon (Florida)	755	<u>Claimant Type</u>	<u>Claims Paid</u>	<u>Amount Paid</u>	 <ul style="list-style-type: none"> <li>Resident</li> <li>Loss</li> <li>Both</li> </ul>
		Resident of County	129	\$2,027,500.00	
		Resident and Loss in County	6	\$186,600.00	
		Claim Loss in County	6	\$87,800.00	
<b>Totals:</b>	<b>141</b>	<b>\$2,301,900.00</b>			
Levy (Florida)	227	<u>Claimant Type</u>	<u>Claims Paid</u>	<u>Amount Paid</u>	 <ul style="list-style-type: none"> <li>Resident</li> <li>Loss</li> <li>Both</li> </ul>
		Resident of County	10	\$229,300.00	
		Resident and Loss in County	87	\$2,067,100.00	
		Claim Loss in County	11	\$254,800.00	
<b>Totals:</b>	<b>108</b>	<b>\$2,551,200.00</b>			

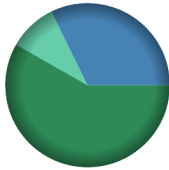
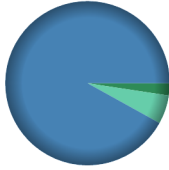
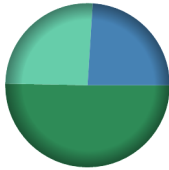
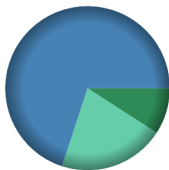

## GCCF Program Statistics - Overall Summary

(as of November 30, 2010, 5:05 PM ET)

County (Florida)	Total Claims	Claimant Type	Claims Paid	Amount Paid	Payments in County
Liberty (Florida)	69	<u>Claimant Type</u>	<u>Claims Paid</u>	<u>Amount Paid</u>	 <ul style="list-style-type: none"> <li><span style="color: green;">■</span> Resident</li> <li><span style="color: lightgreen;">■</span> Loss</li> <li><span style="color: blue;">■</span> Both</li> </ul>
		Resident of County	19	\$181,500.00	
		Resident and Loss in County	3	\$36,200.00	
		Claim Loss in County	3	\$59,200.00	
		<b>Totals:</b>	<b>25</b>	<b>\$276,900.00</b>	
Madison (Florida)	13	<u>Claimant Type</u>	<u>Claims Paid</u>	<u>Amount Paid</u>	 <ul style="list-style-type: none"> <li><span style="color: green;">■</span> Resident</li> <li><span style="color: lightgreen;">■</span> Loss</li> </ul>
		Resident of County	1	\$2,100.00	
		Claim Loss in County	2	\$21,200.00	
		<b>Totals:</b>	<b>3</b>	<b>\$23,300.00</b>	
		Manatee (Florida)	708	<u>Claimant Type</u>	
Resident of County	33			\$597,900.00	
Resident and Loss in County	99			\$2,683,000.00	
Claim Loss in County	43			\$894,200.00	
<b>Totals:</b>	<b>175</b>			<b>\$4,175,100.00</b>	
Marion (Florida)	119	<u>Claimant Type</u>	<u>Claims Paid</u>	<u>Amount Paid</u>	 <ul style="list-style-type: none"> <li><span style="color: green;">■</span> Resident</li> <li><span style="color: lightgreen;">■</span> Loss</li> <li><span style="color: blue;">■</span> Both</li> </ul>
		Resident of County	12	\$141,100.00	
		Resident and Loss in County	2	\$29,100.00	
		Claim Loss in County	2	\$59,800.00	
		<b>Totals:</b>	<b>16</b>	<b>\$230,000.00</b>	
Martin (Florida)	54	<u>Claimant Type</u>	<u>Claims Paid</u>	<u>Amount Paid</u>	 <ul style="list-style-type: none"> <li><span style="color: green;">■</span> Resident</li> <li><span style="color: lightgreen;">■</span> Loss</li> <li><span style="color: blue;">■</span> Both</li> </ul>
		Resident of County	5	\$39,900.00	
		Resident and Loss in County	5	\$109,500.00	
		Claim Loss in County	1	\$33,000.00	
		<b>Totals:</b>	<b>11</b>	<b>\$182,400.00</b>	

## GCCF Program Statistics - Overall Summary

(as of November 30, 2010, 5:05 PM ET)

County (Florida)	Total Claims	Claimant Type	Claims Paid	Amount Paid	Payments in County
<b>Miami-dade (Florida)</b>	<b>2,533</b>	<u>Claimant Type</u>	<u>Claims Paid</u>	<u>Amount Paid</u>	 <ul style="list-style-type: none"> <li><span style="color: green;">■</span> Resident</li> <li><span style="color: lightgreen;">■</span> Loss</li> <li><span style="color: blue;">■</span> Both</li> </ul>
		Resident of County	302	\$2,204,000.00	
		Resident and Loss in County	81	\$1,219,700.00	
		Claim Loss in County	17	\$357,400.00	
		<b>Totals:</b>	<b>400</b>	<b>\$3,781,100.00</b>	
<b>Monroe (Florida)</b>	<b>6,383</b>	<u>Claimant Type</u>	<u>Claims Paid</u>	<u>Amount Paid</u>	 <ul style="list-style-type: none"> <li><span style="color: green;">■</span> Resident</li> <li><span style="color: lightgreen;">■</span> Loss</li> <li><span style="color: blue;">■</span> Both</li> </ul>
		Resident of County	49	\$946,700.00	
		Resident and Loss in County	2,048	\$36,317,200.00	
		Claim Loss in County	314	\$2,238,200.00	
		<b>Totals:</b>	<b>2,411</b>	<b>\$39,502,100.00</b>	
<b>Nassau (Florida)</b>	<b>26</b>	<u>Claimant Type</u>	<u>Claims Paid</u>	<u>Amount Paid</u>	 <ul style="list-style-type: none"> <li><span style="color: green;">■</span> Resident</li> <li><span style="color: lightgreen;">■</span> Loss</li> <li><span style="color: blue;">■</span> Both</li> </ul>
		Resident of County	3	\$65,200.00	
		Resident and Loss in County	2	\$31,100.00	
		Claim Loss in County	2	\$33,300.00	
		<b>Totals:</b>	<b>7</b>	<b>\$129,600.00</b>	
<b>Okaloosa (Florida)</b>	<b>28,384</b>	<u>Claimant Type</u>	<u>Claims Paid</u>	<u>Amount Paid</u>	 <ul style="list-style-type: none"> <li><span style="color: green;">■</span> Resident</li> <li><span style="color: lightgreen;">■</span> Loss</li> <li><span style="color: blue;">■</span> Both</li> </ul>
		Resident of County	1,662	\$19,094,400.00	
		Resident and Loss in County	9,296	\$146,154,300.00	
		Claim Loss in County	3,744	\$43,661,200.00	
		<b>Totals:</b>	<b>14,702</b>	<b>\$208,909,900.00</b>	
<b>Okeechobee (Florida)</b>	<b>15</b>	<u>Claimant Type</u>	<u>Claims Paid</u>	<u>Amount Paid</u>	 <ul style="list-style-type: none"> <li><span style="color: lightgreen;">■</span> Loss</li> </ul>
		Claim Loss in County	1	\$5,000.00	
		<b>Totals:</b>	<b>1</b>	<b>\$5,000.00</b>	



## GCCF Program Statistics - Overall Summary (as of November 30, 2010, 5:05 PM ET)

County (Florida)	Total Claims	Claimant Type	Claims Paid	Amount Paid	Payments in County
Orange (Florida)	2,007	<u>Claimant Type</u>	<u>Claims Paid</u>	<u>Amount Paid</u>	<ul style="list-style-type: none"> <li>Resident</li> <li>Both</li> </ul>
		Resident of County	76	\$902,300.00	
		Resident and Loss in County	8	\$228,600.00	
		<b>Totals:</b>	<b>84</b>	<b>\$1,130,900.00</b>	
Osceola (Florida)	134	<u>Claimant Type</u>	<u>Claims Paid</u>	<u>Amount Paid</u>	<ul style="list-style-type: none"> <li>Resident</li> </ul>
		Resident of County	5	\$41,100.00	
		<b>Totals:</b>	<b>5</b>	<b>\$41,100.00</b>	
		Palm Beach (Florida)	989	<u>Claimant Type</u>	
Resident of County	26			\$324,100.00	
Resident and Loss in County	9			\$455,500.00	
Claim Loss in County	2			\$12,200.00	
<b>Totals:</b>	<b>37</b>	<b>\$791,800.00</b>			
Pasco (Florida)	693	<u>Claimant Type</u>	<u>Claims Paid</u>	<u>Amount Paid</u>	<ul style="list-style-type: none"> <li>Resident</li> <li>Loss</li> <li>Both</li> </ul>
		Resident of County	104	\$1,423,900.00	
		Resident and Loss in County	117	\$3,154,300.00	
		Claim Loss in County	23	\$322,900.00	
<b>Totals:</b>	<b>244</b>	<b>\$4,901,100.00</b>			
Pinellas (Florida)	5,222	<u>Claimant Type</u>	<u>Claims Paid</u>	<u>Amount Paid</u>	<ul style="list-style-type: none"> <li>Resident</li> <li>Loss</li> <li>Both</li> </ul>
		Resident of County	85	\$1,693,800.00	
		Resident and Loss in County	1,414	\$16,671,900.00	
		Claim Loss in County	198	\$2,282,400.00	
<b>Totals:</b>	<b>1,697</b>	<b>\$20,648,100.00</b>			

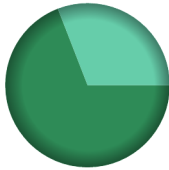


## GCCF Program Statistics - Overall Summary

(as of November 30, 2010, 5:05 PM ET)

County (Florida)	Total Claims	Claimant Type	Claims Paid	Amount Paid	Payments in County
<b>Polk (Florida)</b>	<b>498</b>	<u>Claimant Type</u>	<u>Claims Paid</u>	<u>Amount Paid</u>	
		Resident of County	16	\$207,700.00	
		Resident and Loss in County	7	\$161,700.00	
		Claim Loss in County	1	\$9,200.00	
<b>Totals:</b>	<b>24</b>	<b>\$378,600.00</b>			
<b>Putnam (Florida)</b>	<b>18</b>	<u>Claimant Type</u>	<u>Claims Paid</u>	<u>Amount Paid</u>	
		Resident and Loss in County	2	\$51,500.00	
		<b>Totals:</b>	<b>2</b>	<b>\$51,500.00</b>	
<b>Santa Rosa (Florida)</b>	<b>10,198</b>	<u>Claimant Type</u>	<u>Claims Paid</u>	<u>Amount Paid</u>	
		Resident of County	1,201	\$12,790,700.00	
		Resident and Loss in County	2,197	\$41,765,800.00	
		Claim Loss in County	1,472	\$15,869,100.00	
<b>Totals:</b>	<b>4,870</b>	<b>\$70,425,600.00</b>			
<b>Sarasota (Florida)</b>	<b>596</b>	<u>Claimant Type</u>	<u>Claims Paid</u>	<u>Amount Paid</u>	
		Resident of County	27	\$433,800.00	
		Resident and Loss in County	77	\$1,770,300.00	
		Claim Loss in County	22	\$208,000.00	
<b>Totals:</b>	<b>126</b>	<b>\$2,412,100.00</b>			
<b>Seminole (Florida)</b>	<b>141</b>	<u>Claimant Type</u>	<u>Claims Paid</u>	<u>Amount Paid</u>	
		Resident of County	21	\$305,900.00	
		<b>Totals:</b>	<b>21</b>	<b>\$305,900.00</b>	

## GCCF Program Statistics - Overall Summary

(as of November 30, 2010, 5:05 PM ET)

County (Florida)	Total Claims	Claimant Type	Claims Paid	Amount Paid	Payments in County
<b>St. Johns (Florida)</b>	<b>79</b>	<u>Claimant Type</u>	<u>Claims Paid</u>	<u>Amount Paid</u>	<b>Payments in County</b>  <ul style="list-style-type: none"> <li><span style="color: green;">■</span> Resident</li> <li><span style="color: lightgreen;">■</span> Both</li> </ul>
		Resident of County	9	\$171,200.00	
		Resident and Loss in County	4	\$76,500.00	
		<b>Totals:</b>	<b>13</b>	<b>\$247,700.00</b>	
<b>St. Lucie (Florida)</b>	<b>182</b>	<u>Claimant Type</u>	<u>Claims Paid</u>	<u>Amount Paid</u>	<b>Payments in County</b>  <ul style="list-style-type: none"> <li><span style="color: green;">■</span> Resident</li> <li><span style="color: lightgreen;">■</span> Both</li> </ul>
		Resident of County	3	\$73,400.00	
		Resident and Loss in County	3	\$65,000.00	
		<b>Totals:</b>	<b>6</b>	<b>\$138,400.00</b>	
<b>Sumter (Florida)</b>	<b>17</b>	<u>Claimant Type</u>	<u>Claims Paid</u>	<u>Amount Paid</u>	<b>Payments in County</b>  <ul style="list-style-type: none"> <li><span style="color: green;">■</span> Resident</li> </ul>
		Resident of County	8	\$179,700.00	
		<b>Totals:</b>	<b>8</b>	<b>\$179,700.00</b>	
<b>Suwannee (Florida)</b>	<b>17</b>	<u>Claimant Type</u>	<u>Claims Paid</u>	<u>Amount Paid</u>	<b>Payments in County</b>  <ul style="list-style-type: none"> <li><span style="color: green;">■</span> Resident</li> <li><span style="color: lightgreen;">■</span> Both</li> </ul>
		Resident of County	1	\$17,900.00	
		Resident and Loss in County	1	\$4,300.00	
		<b>Totals:</b>	<b>2</b>	<b>\$22,200.00</b>	
<b>Taylor (Florida)</b>	<b>95</b>	<u>Claimant Type</u>	<u>Claims Paid</u>	<u>Amount Paid</u>	<b>Payments in County</b>  <ul style="list-style-type: none"> <li><span style="color: green;">■</span> Resident</li> <li><span style="color: lightgreen;">■</span> Loss</li> <li><span style="color: blue;">■</span> Both</li> </ul>
		Resident of County	8	\$298,200.00	
		Resident and Loss in County	39	\$1,477,000.00	
		Claim Loss in County	3	\$33,400.00	
		<b>Totals:</b>	<b>50</b>	<b>\$1,808,600.00</b>	

## GCCF Program Statistics - Overall Summary

(as of November 30, 2010, 5:05 PM ET)

County (Florida)	Total Claims	Claimant Type	Claims Paid	Amount Paid	Payments in County
Unknown (Florida)	202				<ul style="list-style-type: none"> <li>Resident</li> </ul>
		Resident of County	50	\$865,600.00	
		<b>Totals:</b>	<b>50</b>	<b>\$865,600.00</b>	
Volusia (Florida)	138				<ul style="list-style-type: none"> <li>Resident</li> <li>Loss</li> <li>Both</li> </ul>
		Resident of County	8	\$289,500.00	
		Resident and Loss in County	4	\$482,000.00	
		Claim Loss in County	3	\$33,800.00	
<b>Totals:</b>	<b>15</b>	<b>\$805,300.00</b>			
Wakulla (Florida)	694				<ul style="list-style-type: none"> <li>Resident</li> <li>Loss</li> <li>Both</li> </ul>
		Resident of County	40	\$947,500.00	
		Resident and Loss in County	317	\$6,938,900.00	
		Claim Loss in County	29	\$704,300.00	
<b>Totals:</b>	<b>386</b>	<b>\$8,590,700.00</b>			
Walton (Florida)	13,360				<ul style="list-style-type: none"> <li>Resident</li> <li>Loss</li> <li>Both</li> </ul>
		Resident of County	1,170	\$18,779,000.00	
		Resident and Loss in County	3,543	\$57,882,700.00	
		Claim Loss in County	2,643	\$27,228,600.00	
<b>Totals:</b>	<b>7,356</b>	<b>\$103,890,300.00</b>			
Washington (Florida)	1,240				<ul style="list-style-type: none"> <li>Resident</li> <li>Loss</li> <li>Both</li> </ul>
		Resident of County	293	\$2,481,200.00	
		Resident and Loss in County	53	\$508,700.00	
		Claim Loss in County	10	\$78,100.00	
<b>Totals:</b>	<b>356</b>	<b>\$3,068,000.00</b>			

## GCCF Program Statistics - Overall Summary (as of November 30, 2010, 5:05 PM ET)

Parish (Louisiana)	Total Claims	Claimant Type	Claims Paid	Amount Paid	Payments in County
<b>Acadia (Louisiana)</b>	<b>174</b>	<u>Claimant Type</u>	<u>Claims Paid</u>	<u>Amount Paid</u>	
		Resident of County	14	\$344,600.00	
		Resident and Loss in County	11	\$470,700.00	
		Claim Loss in County	6	\$142,800.00	
<b>Totals:</b>	<b>31</b>	<b>\$958,100.00</b>			
<b>Allen (Louisiana)</b>	<b>55</b>	<u>Claimant Type</u>	<u>Claims Paid</u>	<u>Amount Paid</u>	
		Resident of County	1	\$30,000.00	
		Claim Loss in County	2	\$38,600.00	
		<b>Totals:</b>	<b>3</b>	<b>\$68,600.00</b>	
<b>Ascension (Louisiana)</b>	<b>1,667</b>	<u>Claimant Type</u>	<u>Claims Paid</u>	<u>Amount Paid</u>	
		Resident of County	65	\$781,400.00	
		Resident and Loss in County	13	\$321,000.00	
		Claim Loss in County	2	\$20,900.00	
<b>Totals:</b>	<b>80</b>	<b>\$1,123,300.00</b>			
<b>Assumption (Louisiana)</b>	<b>1,018</b>	<u>Claimant Type</u>	<u>Claims Paid</u>	<u>Amount Paid</u>	
		Resident of County	45	\$751,900.00	
		Resident and Loss in County	126	\$1,483,300.00	
		Claim Loss in County	13	\$153,400.00	
<b>Totals:</b>	<b>184</b>	<b>\$2,388,600.00</b>			
<b>Avoyelles (Louisiana)</b>	<b>130</b>	<u>Claimant Type</u>	<u>Claims Paid</u>	<u>Amount Paid</u>	
		Resident of County	13	\$140,400.00	
		Resident and Loss in County	14	\$690,600.00	
		Claim Loss in County	3	\$46,700.00	
<b>Totals:</b>	<b>30</b>	<b>\$877,700.00</b>			

## GCCF Program Statistics - Overall Summary

(as of November 30, 2010, 5:05 PM ET)

Parish (Louisiana)	Total Claims	Claimant Type	Claims Paid	Amount Paid	Payments in County	
<b>Beauregard (Louisiana)</b>	<b>31</b>	<u>Claimant Type</u>	<u>Claims Paid</u>	<u>Amount Paid</u>	<b>Payments in County</b> 	
		Resident of County	3	\$135,200.00		Resident
		Resident and Loss in County	4	\$76,000.00		Both
		<b>Totals:</b>	<b>7</b>	<b>\$211,200.00</b>		
<b>Bossier (Louisiana)</b>	<b>72</b>	<u>Claimant Type</u>	<u>Claims Paid</u>	<u>Amount Paid</u>	<b>Payments in County</b> 	
		Resident of County	7	\$79,000.00		Resident
		<b>Totals:</b>	<b>7</b>	<b>\$79,000.00</b>		
<b>Caddo (Louisiana)</b>	<b>186</b>	<u>Claimant Type</u>	<u>Claims Paid</u>	<u>Amount Paid</u>	<b>Payments in County</b> 	
		Resident of County	20	\$155,700.00		Resident
		<b>Totals:</b>	<b>20</b>	<b>\$155,700.00</b>		
<b>Calcasieu (Louisiana)</b>	<b>966</b>	<u>Claimant Type</u>	<u>Claims Paid</u>	<u>Amount Paid</u>	<b>Payments in County</b> 	
		Resident of County	122	\$3,068,600.00		Resident
		Resident and Loss in County	97	\$2,368,100.00		Loss
		Claim Loss in County	26	\$547,500.00		Both
		<b>Totals:</b>	<b>245</b>	<b>\$5,984,200.00</b>		
<b>Caldwell (Louisiana)</b>	<b>7</b>	<u>Claimant Type</u>	<u>Claims Paid</u>	<u>Amount Paid</u>	<b>Payments in County</b> 	
		Resident of County	2	\$7,300.00		Resident
		<b>Totals:</b>	<b>2</b>	<b>\$7,300.00</b>		

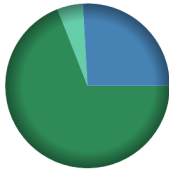
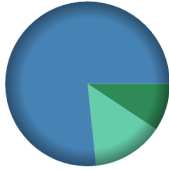



## GCCF Program Statistics - Overall Summary

(as of November 30, 2010, 5:05 PM ET)

County (Louisiana)	Total Claims	Claimant Type	Claims Paid	Amount Paid	Payments in County
<b>Cameron (Louisiana)</b>	<b>373</b>	<u>Claimant Type</u>	<u>Claims Paid</u>	<u>Amount Paid</u>	 <ul style="list-style-type: none"> <li><span style="color: green;">■</span> Resident</li> <li><span style="color: lightgreen;">■</span> Loss</li> <li><span style="color: blue;">■</span> Both</li> </ul>
		Resident of County	23	\$565,600.00	
		Resident and Loss in County	144	\$3,749,100.00	
		Claim Loss in County	89	\$2,221,800.00	
<b>Totals:</b>	<b>256</b>	<b>\$6,536,500.00</b>			
<b>Catahoula (Louisiana)</b>	<b>13</b>	<u>Claimant Type</u>	<u>Claims Paid</u>	<u>Amount Paid</u>	 <ul style="list-style-type: none"> <li><span style="color: green;">■</span> Resident</li> </ul>
		Resident of County	1	\$8,500.00	
		<b>Totals:</b>	<b>1</b>	<b>\$8,500.00</b>	
<b>Claiborne (Louisiana)</b>	<b>6</b>	<u>Claimant Type</u>	<u>Claims Paid</u>	<u>Amount Paid</u>	 <ul style="list-style-type: none"> <li><span style="color: green;">■</span> Loss</li> </ul>
		Claim Loss in County	1	\$80,400.00	
		<b>Totals:</b>	<b>1</b>	<b>\$80,400.00</b>	
<b>Concordia (Louisiana)</b>	<b>51</b>	<u>Claimant Type</u>	<u>Claims Paid</u>	<u>Amount Paid</u>	 <ul style="list-style-type: none"> <li><span style="color: green;">■</span> Resident</li> <li><span style="color: lightgreen;">■</span> Both</li> </ul>
		Resident of County	4	\$156,700.00	
		Resident and Loss in County	2	\$70,000.00	
		<b>Totals:</b>	<b>6</b>	<b>\$226,700.00</b>	
<b>De Soto (Louisiana)</b>	<b>10</b>	<u>Claimant Type</u>	<u>Claims Paid</u>	<u>Amount Paid</u>	 <ul style="list-style-type: none"> <li><span style="color: green;">■</span> Resident</li> </ul>
		Resident of County	1	\$3,200.00	
		<b>Totals:</b>	<b>1</b>	<b>\$3,200.00</b>	

## GCCF Program Statistics - Overall Summary

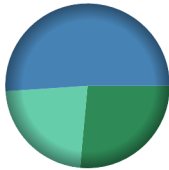
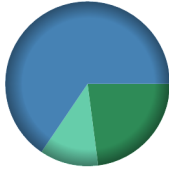
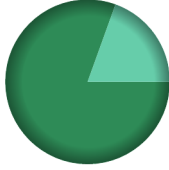
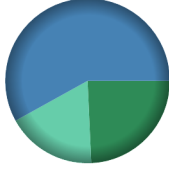
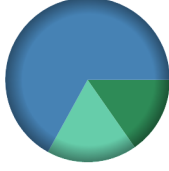
(as of November 30, 2010, 5:05 PM ET)

County (Louisiana)	Total Claims	Claimant Type	Claims Paid	Amount Paid	Payments in County
<b>E. Baton Rouge</b>	<b>4,372</b>	<u>Claimant Type</u>	<u>Claims Paid</u>	<u>Amount Paid</u>	 <ul style="list-style-type: none"> <li><span style="color: green;">■</span> Resident</li> <li><span style="color: lightgreen;">■</span> Loss</li> <li><span style="color: blue;">■</span> Both</li> </ul>
		Resident of County	229	\$3,621,200.00	
		Resident and Loss in County	48	\$1,359,500.00	
		Claim Loss in County	17	\$263,600.00	
<b>Totals:</b>	<b>294</b>	<b>\$5,244,300.00</b>			
<b>E. Feliciana</b>	<b>65</b>	<u>Claimant Type</u>	<u>Claims Paid</u>	<u>Amount Paid</u>	 <ul style="list-style-type: none"> <li><span style="color: green;">■</span> Resident</li> <li><span style="color: lightgreen;">■</span> Loss</li> <li><span style="color: blue;">■</span> Both</li> </ul>
		Resident of County	1	\$14,000.00	
		Resident and Loss in County	3	\$115,000.00	
		Claim Loss in County	2	\$21,000.00	
<b>Totals:</b>	<b>6</b>	<b>\$150,000.00</b>			
<b>Evangeline</b>	<b>86</b>	<u>Claimant Type</u>	<u>Claims Paid</u>	<u>Amount Paid</u>	 <ul style="list-style-type: none"> <li><span style="color: green;">■</span> Resident</li> <li><span style="color: lightgreen;">■</span> Both</li> </ul>
		Resident of County	6	\$122,900.00	
		Resident and Loss in County	4	\$70,300.00	
		<b>Totals:</b>	<b>10</b>	<b>\$193,200.00</b>	
<b>Franklin</b>	<b>15</b>	<u>Claimant Type</u>	<u>Claims Paid</u>	<u>Amount Paid</u>	 <ul style="list-style-type: none"> <li><span style="color: green;">■</span> Resident</li> <li><span style="color: lightgreen;">■</span> Loss</li> </ul>
		Resident of County	3	\$35,200.00	
		Claim Loss in County	1	\$1,000.00	
		<b>Totals:</b>	<b>4</b>	<b>\$36,200.00</b>	
<b>Grant</b>	<b>17</b>	<u>Claimant Type</u>	<u>Claims Paid</u>	<u>Amount Paid</u>	 <ul style="list-style-type: none"> <li><span style="color: green;">■</span> Resident</li> <li><span style="color: lightgreen;">■</span> Loss</li> </ul>
		Resident of County	1	\$15,500.00	
		Claim Loss in County	1	\$10,000.00	
		<b>Totals:</b>	<b>2</b>	<b>\$25,500.00</b>	



## GCCF Program Statistics - Overall Summary

(as of November 30, 2010, 5:05 PM ET)


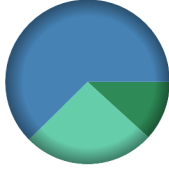
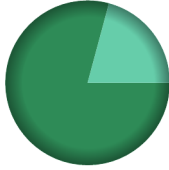
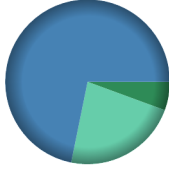
County (Louisiana)	Total Claims	Claimant Type	Claims Paid	Amount Paid	Payments in County
<b>Iberia</b>	<b>1,611</b>	<u>Claimant Type</u>	<u>Claims Paid</u>	<u>Amount Paid</u>	 <ul style="list-style-type: none"> <li><span style="color: green;">■</span> Resident</li> <li><span style="color: lightgreen;">■</span> Loss</li> <li><span style="color: blue;">■</span> Both</li> </ul>
		Resident of County	132	\$3,640,000.00	
		Resident and Loss in County	312	\$7,020,000.00	
		Claim Loss in County	146	\$3,092,600.00	
<b>Totals:</b>	<b>590</b>	<b>\$13,752,600.00</b>			
<b>Iberville</b>	<b>386</b>	<u>Claimant Type</u>	<u>Claims Paid</u>	<u>Amount Paid</u>	 <ul style="list-style-type: none"> <li><span style="color: green;">■</span> Resident</li> <li><span style="color: lightgreen;">■</span> Loss</li> <li><span style="color: blue;">■</span> Both</li> </ul>
		Resident of County	18	\$305,200.00	
		Resident and Loss in County	59	\$871,500.00	
		Claim Loss in County	7	\$153,400.00	
<b>Totals:</b>	<b>84</b>	<b>\$1,330,100.00</b>			
<b>Jackson</b>	<b>6</b>	<u>Claimant Type</u>	<u>Claims Paid</u>	<u>Amount Paid</u>	 <ul style="list-style-type: none"> <li><span style="color: green;">■</span> Resident</li> <li><span style="color: lightgreen;">■</span> Both</li> </ul>
		Resident of County	1	\$18,600.00	
		Resident and Loss in County	1	\$4,500.00	
		<b>Totals:</b>	<b>2</b>	<b>\$23,100.00</b>	
<b>Jefferson</b>	<b>68,900</b>	<u>Claimant Type</u>	<u>Claims Paid</u>	<u>Amount Paid</u>	 <ul style="list-style-type: none"> <li><span style="color: green;">■</span> Resident</li> <li><span style="color: lightgreen;">■</span> Loss</li> <li><span style="color: blue;">■</span> Both</li> </ul>
		Resident of County	4,972	\$52,892,900.00	
		Resident and Loss in County	10,216	\$126,420,600.00	
		Claim Loss in County	3,802	\$38,502,900.00	
<b>Totals:</b>	<b>18,990</b>	<b>\$217,816,400.00</b>			
<b>Jefferson Davis</b>	<b>75</b>	<u>Claimant Type</u>	<u>Claims Paid</u>	<u>Amount Paid</u>	 <ul style="list-style-type: none"> <li><span style="color: green;">■</span> Resident</li> <li><span style="color: lightgreen;">■</span> Loss</li> <li><span style="color: blue;">■</span> Both</li> </ul>
		Resident of County	6	\$56,100.00	
		Resident and Loss in County	10	\$245,900.00	
		Claim Loss in County	2	\$65,000.00	
<b>Totals:</b>	<b>18</b>	<b>\$367,000.00</b>			

## GCCF Program Statistics - Overall Summary (as of November 30, 2010, 5:05 PM ET)

County (Louisiana)	Total Claims	Claimant Type	Claims Paid	Amount Paid	Payments in County
<b>Lafayette (Louisiana)</b>	<b>2,107</b>	<u>Claimant Type</u>	<u>Claims Paid</u>	<u>Amount Paid</u>	
		Resident of County	258	\$6,337,600.00	
		Resident and Loss in County	148	\$4,922,400.00	
		Claim Loss in County	108	\$2,529,700.00	
<b>Totals:</b>	<b>514</b>	<b>\$13,789,700.00</b>			
<b>Lafourche (Louisiana)</b>	<b>4,859</b>	<u>Claimant Type</u>	<u>Claims Paid</u>	<u>Amount Paid</u>	
		Resident of County	256	\$4,283,400.00	
		Resident and Loss in County	1,186	\$37,036,900.00	
		Claim Loss in County	425	\$6,496,200.00	
<b>Totals:</b>	<b>1,867</b>	<b>\$47,816,500.00</b>			
<b>Lincoln (Louisiana)</b>	<b>37</b>	<u>Claimant Type</u>	<u>Claims Paid</u>	<u>Amount Paid</u>	
		Resident of County	4	\$133,100.00	
<b>Totals:</b>	<b>4</b>	<b>\$133,100.00</b>			
<b>Livingston (Louisiana)</b>	<b>575</b>	<u>Claimant Type</u>	<u>Claims Paid</u>	<u>Amount Paid</u>	
		Resident of County	55	\$1,108,100.00	
		Resident and Loss in County	26	\$877,200.00	
		Claim Loss in County	6	\$96,700.00	
<b>Totals:</b>	<b>87</b>	<b>\$2,082,000.00</b>			
<b>Madison (Louisiana)</b>	<b>9</b>	<u>Claimant Type</u>	<u>Claims Paid</u>	<u>Amount Paid</u>	
		Resident of County	1	\$16,200.00	
<b>Totals:</b>	<b>1</b>	<b>\$16,200.00</b>			

## GCCF Program Statistics - Overall Summary

(as of November 30, 2010, 5:05 PM ET)

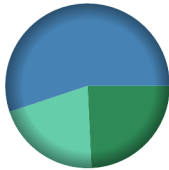

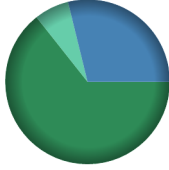
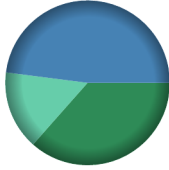
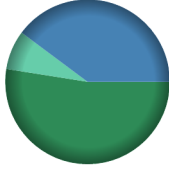
Parish (Louisiana)	Total Claims	Claimant Type	Claims Paid	Amount Paid	Payments in County
Morehouse (Louisiana)	24	<u>Claimant Type</u>	<u>Claims Paid</u>	<u>Amount Paid</u>	Payments in County  <ul style="list-style-type: none"> <li>Resident</li> </ul>
		Resident of County	3	\$10,300.00	
		<b>Totals:</b>	<b>3</b>	<b>\$10,300.00</b>	
		Natchitoches (Louisiana)	31	<u>Claimant Type</u>	
Resident of County	3			\$69,400.00	
Resident and Loss in County	3			\$55,400.00	
<b>Totals:</b>	<b>6</b>			<b>\$124,800.00</b>	
Orleans (Louisiana)	73,103	<u>Claimant Type</u>	<u>Claims Paid</u>	<u>Amount Paid</u>	Payments in County  <ul style="list-style-type: none"> <li>Resident</li> <li>Loss</li> <li>Both</li> </ul>
		Resident of County	3,127	\$27,652,600.00	
		Resident and Loss in County	14,558	\$146,625,600.00	
		Claim Loss in County	5,709	\$60,738,200.00	
<b>Totals:</b>	<b>23,394</b>	<b>\$235,016,400.00</b>			
Ouachita (Louisiana)	160	<u>Claimant Type</u>	<u>Claims Paid</u>	<u>Amount Paid</u>	Payments in County  <ul style="list-style-type: none"> <li>Resident</li> <li>Both</li> </ul>
		Resident of County	28	\$398,000.00	
		Resident and Loss in County	4	\$104,600.00	
		<b>Totals:</b>	<b>32</b>	<b>\$502,600.00</b>	
Plaquemines (Louisiana)	5,794	<u>Claimant Type</u>	<u>Claims Paid</u>	<u>Amount Paid</u>	Payments in County  <ul style="list-style-type: none"> <li>Resident</li> <li>Loss</li> <li>Both</li> </ul>
		Resident of County	197	\$4,860,400.00	
		Resident and Loss in County	1,198	\$62,358,700.00	
		Claim Loss in County	767	\$19,631,000.00	
<b>Totals:</b>	<b>2,162</b>	<b>\$86,850,100.00</b>			

## GCCF Program Statistics - Overall Summary (as of November 30, 2010, 5:05 PM ET)

County (Louisiana)	Total Claims	Claimant Type	Claims Paid	Amount Paid	Payments in County
Pointe Coupee	60	<u>Claimant Type</u>	<u>Claims Paid</u>	<u>Amount Paid</u>	
		Resident of County	4	\$120,800.00	
		Resident and Loss in County	2	\$30,000.00	
		<b>Totals:</b>	<b>6</b>	<b>\$150,800.00</b>	
Rapides	237	<u>Claimant Type</u>	<u>Claims Paid</u>	<u>Amount Paid</u>	
		Resident of County	25	\$368,900.00	
		Resident and Loss in County	6	\$313,200.00	
		<b>Totals:</b>	<b>31</b>	<b>\$682,100.00</b>	
Richland	11	<u>Claimant Type</u>	<u>Claims Paid</u>	<u>Amount Paid</u>	
		Resident of County	3	\$114,400.00	
		<b>Totals:</b>	<b>3</b>	<b>\$114,400.00</b>	
Sabine	14	<u>Claimant Type</u>	<u>Claims Paid</u>	<u>Amount Paid</u>	
		Resident of County	1	\$16,800.00	
		Resident and Loss in County	1	\$40,000.00	
		<b>Totals:</b>	<b>2</b>	<b>\$56,800.00</b>	
St. Bernard	6,508	<u>Claimant Type</u>	<u>Claims Paid</u>	<u>Amount Paid</u>	
		Resident of County	625	\$6,743,900.00	
		Resident and Loss in County	1,047	\$26,169,000.00	
		Claim Loss in County	348	\$5,981,400.00	
		<b>Totals:</b>	<b>2,020</b>	<b>\$38,894,300.00</b>	

## GCCF Program Statistics - Overall Summary

(as of November 30, 2010, 5:05 PM ET)

County (Louisiana)	Total Claims	Claimant Type	Claims Paid	Amount Paid	Payments in County
St. Charles	5,090	Resident of County	417	\$3,824,100.00	 <ul style="list-style-type: none"> <li><span style="color: green;">■</span> Resident</li> <li><span style="color: lightgreen;">■</span> Loss</li> <li><span style="color: blue;">■</span> Both</li> </ul>
		Resident and Loss in County	483	\$8,688,500.00	
		Claim Loss in County	302	\$3,255,400.00	
		<b>Totals:</b>	<b>1,202</b>	<b>\$15,768,000.00</b>	
St. Helena	128	Resident of County	3	\$50,500.00	 <ul style="list-style-type: none"> <li><span style="color: green;">■</span> Resident</li> <li><span style="color: lightgreen;">■</span> Loss</li> </ul>
		Claim Loss in County	1	\$25,000.00	
		<b>Totals:</b>	<b>4</b>	<b>\$75,500.00</b>	
St. James	1,482	Resident of County	50	\$507,400.00	 <ul style="list-style-type: none"> <li><span style="color: green;">■</span> Resident</li> <li><span style="color: lightgreen;">■</span> Loss</li> <li><span style="color: blue;">■</span> Both</li> </ul>
		Resident and Loss in County	10	\$227,400.00	
		Claim Loss in County	2	\$53,800.00	
		<b>Totals:</b>	<b>62</b>	<b>\$788,600.00</b>	
St. John The Baptist	6,394	Resident of County	413	\$3,214,300.00	 <ul style="list-style-type: none"> <li><span style="color: green;">■</span> Resident</li> <li><span style="color: lightgreen;">■</span> Loss</li> <li><span style="color: blue;">■</span> Both</li> </ul>
		Resident and Loss in County	383	\$4,221,000.00	
		Claim Loss in County	130	\$1,362,400.00	
		<b>Totals:</b>	<b>926</b>	<b>\$8,797,700.00</b>	
St. Landry	312	Resident of County	31	\$711,000.00	 <ul style="list-style-type: none"> <li><span style="color: green;">■</span> Resident</li> <li><span style="color: lightgreen;">■</span> Loss</li> <li><span style="color: blue;">■</span> Both</li> </ul>
		Resident and Loss in County	20	\$539,000.00	
		Claim Loss in County	4	\$104,300.00	
		<b>Totals:</b>	<b>55</b>	<b>\$1,354,300.00</b>	

## GCCF Program Statistics - Overall Summary

(as of November 30, 2010, 5:05 PM ET)






County (Louisiana)	Total Claims	Claimant Type	Claims Paid	Amount Paid	Payments in County
St. Martin	859	Resident of County	62	\$1,132,200.00	
		Resident and Loss in County	243	\$4,816,650.00	
		Claim Loss in County	34	\$555,100.00	
		<b>Totals:</b>	<b>339</b>	<b>\$6,503,950.00</b>	
St. Mary	2,260	Resident of County	129	\$2,691,500.00	
		Resident and Loss in County	425	\$10,073,700.00	
		Claim Loss in County	242	\$6,431,000.00	
		<b>Totals:</b>	<b>796</b>	<b>\$19,196,200.00</b>	
St. Tammany	10,550	Resident of County	883	\$12,663,300.00	
		Resident and Loss in County	1,784	\$29,945,100.00	
		Claim Loss in County	562	\$6,562,065.00	
		<b>Totals:</b>	<b>3,229</b>	<b>\$49,170,465.00</b>	
Tangipahoa	2,562	Resident of County	168	\$2,845,900.00	
		Resident and Loss in County	112	\$2,229,400.00	
		Claim Loss in County	24	\$747,400.00	
		<b>Totals:</b>	<b>304</b>	<b>\$5,822,700.00</b>	
Terrebonne	7,996	Resident of County	230	\$4,215,900.00	
		Resident and Loss in County	2,453	\$61,103,100.00	
		Claim Loss in County	500	\$10,272,600.00	
		<b>Totals:</b>	<b>3,183</b>	<b>\$75,591,600.00</b>	

## GCCF Program Statistics - Overall Summary

(as of November 30, 2010, 5:05 PM ET)

Union (Louisiana)	10	Claimant Type	Claims Paid	Amount Paid	Payments in County
		Resident of County	2	\$95,500.00	<ul style="list-style-type: none"> <li>Resident</li> <li>Both</li> </ul>
		Resident and Loss in County	1	\$40,800.00	
		<b>Totals:</b>	<b>3</b>	<b>\$136,300.00</b>	
Unknown (Louisiana)	322	Claimant Type	Claims Paid	Amount Paid	Payments in County
		Resident of County	63	\$1,052,800.00	<ul style="list-style-type: none"> <li>Resident</li> </ul>
		<b>Totals:</b>	<b>63</b>	<b>\$1,052,800.00</b>	
Vermilion (Louisiana)	1,441	Claimant Type	Claims Paid	Amount Paid	Payments in County
		Resident of County	124	\$2,541,300.00	<ul style="list-style-type: none"> <li>Resident</li> <li>Loss</li> <li>Both</li> </ul>
		Resident and Loss in County	605	\$13,906,700.00	
		Claim Loss in County	187	\$22,419,900.00	
		<b>Totals:</b>	<b>916</b>	<b>\$38,867,900.00</b>	
Vernon (Louisiana)	24	Claimant Type	Claims Paid	Amount Paid	Payments in County
		Resident of County	2	\$15,000.00	<ul style="list-style-type: none"> <li>Resident</li> <li>Loss</li> <li>Both</li> </ul>
		Resident and Loss in County	1	\$5,000.00	
		Claim Loss in County	3	\$124,000.00	
		<b>Totals:</b>	<b>6</b>	<b>\$144,000.00</b>	
W. Baton Rouge (Louisiana)	201	Claimant Type	Claims Paid	Amount Paid	Payments in County
		Resident of County	1	\$6,300.00	<ul style="list-style-type: none"> <li>Resident</li> <li>Loss</li> <li>Both</li> </ul>
		Resident and Loss in County	2	\$41,900.00	
		Claim Loss in County	2	\$9,000.00	
		<b>Totals:</b>	<b>5</b>	<b>\$57,200.00</b>	





## GCCF Program Statistics - Overall Summary (as of November 30, 2010, 5:05 PM ET)

County	Total Claims	Claimant Type	Claims Paid	Amount Paid	Payments in County
<b>W. Feliciana (Louisiana)</b>	<b>34</b>	<u>Claimant Type</u>	<u>Claims Paid</u>	<u>Amount Paid</u>	<b>Payments in County</b>  <ul style="list-style-type: none"> <li>Resident</li> </ul>
		Resident of County	1	\$8,000.00	
		<b>Totals:</b>	<b>1</b>	<b>\$8,000.00</b>	
<b>Washington (Louisiana)</b>	<b>469</b>	<u>Claimant Type</u>	<u>Claims Paid</u>	<u>Amount Paid</u>	<b>Payments in County</b>  <ul style="list-style-type: none"> <li>Resident</li> <li>Loss</li> <li>Both</li> </ul>
		Resident of County	37	\$770,200.00	
		Resident and Loss in County	22	\$680,600.00	
		Claim Loss in County	3	\$37,500.00	
<b>Totals:</b>	<b>62</b>	<b>\$1,488,300.00</b>			
<b>Webster (Louisiana)</b>	<b>14</b>	<u>Claimant Type</u>	<u>Claims Paid</u>	<u>Amount Paid</u>	<b>Payments in County</b>  <ul style="list-style-type: none"> <li>Resident</li> </ul>
		Resident of County	1	\$91,000.00	
		<b>Totals:</b>	<b>1</b>	<b>\$91,000.00</b>	
<b>Alcorn (Mississippi)</b>	<b>6</b>	<u>Claimant Type</u>	<u>Claims Paid</u>	<u>Amount Paid</u>	<b>Payments in County</b>  <ul style="list-style-type: none"> <li>Resident</li> </ul>
		Resident of County	2	\$6,800.00	
		<b>Totals:</b>	<b>2</b>	<b>\$6,800.00</b>	
<b>Amite (Mississippi)</b>	<b>32</b>	<u>Claimant Type</u>	<u>Claims Paid</u>	<u>Amount Paid</u>	<b>Payments in County</b>  <ul style="list-style-type: none"> <li>Resident</li> </ul>
		Resident of County	1	\$22,100.00	
		<b>Totals:</b>	<b>1</b>	<b>\$22,100.00</b>	



## GCCF Program Statistics - Overall Summary

(as of November 30, 2010, 5:05 PM ET)

County	Total Claims	Claimant Type	Claims Paid	Amount Paid	Payments in County
<b>Bolivar (Mississippi)</b>	<b>9</b>	<u>Claimant Type</u>	<u>Claims Paid</u>	<u>Amount Paid</u>	<b>Payments in County</b>  <span>Resident</span>
		Resident of County	2	\$8,600.00	
		<b>Totals:</b>	<b>2</b>	<b>\$8,600.00</b>	
<b>Calhoun (Mississippi)</b>	<b>4</b>	<u>Claimant Type</u>	<u>Claims Paid</u>	<u>Amount Paid</u>	<b>Payments in County</b>  <span>Resident</span>
		Resident of County	1	\$55,000.00	
		<b>Totals:</b>	<b>1</b>	<b>\$55,000.00</b>	
<b>Chickasaw (Mississippi)</b>	<b>1</b>	<u>Claimant Type</u>	<u>Claims Paid</u>	<u>Amount Paid</u>	<b>Payments in County</b>  <span>Resident</span>
		Resident of County	1	\$6,000.00	
		<b>Totals:</b>	<b>1</b>	<b>\$6,000.00</b>	
<b>Claiborne (Mississippi)</b>	<b>11</b>	<u>Claimant Type</u>	<u>Claims Paid</u>	<u>Amount Paid</u>	<b>Payments in County</b>  <span>Resident</span>
		Resident of County	1	\$17,600.00	
		<b>Totals:</b>	<b>1</b>	<b>\$17,600.00</b>	
<b>Clarke (Mississippi)</b>	<b>77</b>	<u>Claimant Type</u>	<u>Claims Paid</u>	<u>Amount Paid</u>	<b>Payments in County</b>  <span>Resident</span> <span>Both</span>
		Resident of County	4	\$112,900.00	
		Resident and Loss in County	1	\$9,000.00	
		<b>Totals:</b>	<b>5</b>	<b>\$121,900.00</b>	

## GCCF Program Statistics - Overall Summary (as of November 30, 2010, 5:05 PM ET)

County (Mississippi)	Total Claims	Claimant Type	Claims Paid	Amount Paid	Payments in County
Coahoma	10				 <ul style="list-style-type: none"> <li>Resident</li> </ul>
		Resident of County	1	\$35,000.00	
		<b>Totals:</b>	<b>1</b>	<b>\$35,000.00</b>	
Copiah	30				 <ul style="list-style-type: none"> <li>Resident</li> </ul>
		Resident of County	2	\$32,000.00	
		<b>Totals:</b>	<b>2</b>	<b>\$32,000.00</b>	
Covington	115				 <ul style="list-style-type: none"> <li>Resident</li> <li>Both</li> </ul>
		Resident of County	3	\$44,400.00	
		Resident and Loss in County	1	\$1,000.00	
<b>Totals:</b>	<b>4</b>	<b>\$45,400.00</b>			
Desoto	56				 <ul style="list-style-type: none"> <li>Resident</li> </ul>
		Resident of County	19	\$207,800.00	
		<b>Totals:</b>	<b>19</b>	<b>\$207,800.00</b>	
Forrest	1,011				 <ul style="list-style-type: none"> <li>Resident</li> <li>Loss</li> <li>Both</li> </ul>
		Resident of County	61	\$784,100.00	
		Resident and Loss in County	15	\$439,500.00	
		Claim Loss in County	4	\$21,200.00	
<b>Totals:</b>	<b>80</b>	<b>\$1,244,800.00</b>			

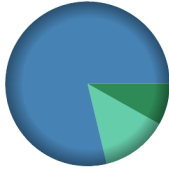
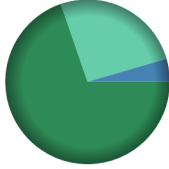



## GCCF Program Statistics - Overall Summary

(as of November 30, 2010, 5:05 PM ET)

County (Mississippi)	Total Claims	Claimant Type	Claims Paid	Amount Paid	Payments in County
Franklin	14	<u>Claimant Type</u>	<u>Claims Paid</u>	<u>Amount Paid</u>	
		Resident of County	1	\$7,500.00	
		Claim Loss in County	1	\$14,600.00	
		<b>Totals:</b>	<b>2</b>	<b>\$22,100.00</b>	
George	566	<u>Claimant Type</u>	<u>Claims Paid</u>	<u>Amount Paid</u>	
		Resident of County	70	\$1,005,600.00	
		Resident and Loss in County	32	\$882,200.00	
		Claim Loss in County	7	\$135,200.00	
<b>Totals:</b>	<b>109</b>	<b>\$2,023,000.00</b>			
Greene	134	<u>Claimant Type</u>	<u>Claims Paid</u>	<u>Amount Paid</u>	
		Resident of County	6	\$60,800.00	
		Resident and Loss in County	5	\$31,900.00	
		<b>Totals:</b>	<b>11</b>	<b>\$92,700.00</b>	
Grenada	3	<u>Claimant Type</u>	<u>Claims Paid</u>	<u>Amount Paid</u>	
		Resident of County	1	\$5,000.00	
		<b>Totals:</b>	<b>1</b>	<b>\$5,000.00</b>	
Hancock	4,013	<u>Claimant Type</u>	<u>Claims Paid</u>	<u>Amount Paid</u>	
		Resident of County	246	\$3,164,200.00	
		Resident and Loss in County	881	\$17,698,400.00	
		Claim Loss in County	173	\$2,574,500.00	
<b>Totals:</b>	<b>1,300</b>	<b>\$23,437,100.00</b>			





## GCCF Program Statistics - Overall Summary

(as of November 30, 2010, 5:05 PM ET)



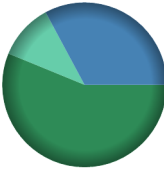

County	Total Claims	Claimant Type	Claims Paid	Amount Paid	Payments in County
<b>Harrison (Mississippi)</b>	<b>28,289</b>	<u>Claimant Type</u>	<u>Claims Paid</u>	<u>Amount Paid</u>	<b>Payments in County</b>  <ul style="list-style-type: none"> <li><span style="color: green;">■</span> Resident</li> <li><span style="color: lightgreen;">■</span> Loss</li> <li><span style="color: blue;">■</span> Both</li> </ul>
		Resident of County	718	\$9,304,236.50	
		Resident and Loss in County	6,597	\$89,984,400.00	
		Claim Loss in County	1,237	\$14,983,800.00	
		<b>Totals:</b>	<b>8,552</b>	<b>\$114,272,436.50</b>	
<b>Hinds (Mississippi)</b>	<b>283</b>	<u>Claimant Type</u>	<u>Claims Paid</u>	<u>Amount Paid</u>	<b>Payments in County</b>  <ul style="list-style-type: none"> <li><span style="color: green;">■</span> Resident</li> <li><span style="color: lightgreen;">■</span> Loss</li> <li><span style="color: blue;">■</span> Both</li> </ul>
		Resident of County	22	\$274,500.00	
		Resident and Loss in County	2	\$17,800.00	
		Claim Loss in County	5	\$101,400.00	
		<b>Totals:</b>	<b>29</b>	<b>\$393,700.00</b>	
<b>Humphreys (Mississippi)</b>	<b>7</b>	<u>Claimant Type</u>	<u>Claims Paid</u>	<u>Amount Paid</u>	<b>Payments in County</b>  <ul style="list-style-type: none"> <li><span style="color: green;">■</span> Resident</li> <li><span style="color: lightgreen;">■</span> Loss</li> </ul>
		Resident of County	2	\$18,900.00	
		Claim Loss in County	1	\$28,000.00	
		<b>Totals:</b>	<b>3</b>	<b>\$46,900.00</b>	
<b>Issaquena (Mississippi)</b>	<b>3</b>	<u>Claimant Type</u>	<u>Claims Paid</u>	<u>Amount Paid</u>	<b>Payments in County</b>  <ul style="list-style-type: none"> <li><span style="color: green;">■</span> Resident</li> </ul>
		Resident of County	1	\$10,000.00	
		<b>Totals:</b>	<b>1</b>	<b>\$10,000.00</b>	
<b>Itawamba (Mississippi)</b>	<b>4</b>	<u>Claimant Type</u>	<u>Claims Paid</u>	<u>Amount Paid</u>	<b>Payments in County</b>  <ul style="list-style-type: none"> <li><span style="color: green;">■</span> Resident</li> </ul>
		Resident of County	1	\$6,000.00	
		<b>Totals:</b>	<b>1</b>	<b>\$6,000.00</b>	

## GCCF Program Statistics - Overall Summary




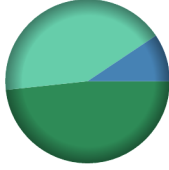

(as of November 30, 2010, 5:05 PM ET)

County (Mississippi)	Total Claims	Claimant Type	Claims Paid	Amount Paid	Payments in County
<b>Jackson</b> (Mississippi)	<b>14,037</b>	<u>Claimant Type</u>	<u>Claims Paid</u>	<u>Amount Paid</u>	 <ul style="list-style-type: none"> <li><span style="color: green;">■</span> Resident</li> <li><span style="color: lightgreen;">■</span> Loss</li> <li><span style="color: blue;">■</span> Both</li> </ul>
		Resident of County	870	\$9,965,000.00	
		Resident and Loss in County	1,990	\$35,077,500.00	
		Claim Loss in County	742	\$9,844,100.00	
<b>Totals:</b>		<b>3,602</b>	<b>\$54,886,600.00</b>		
<b>Jasper</b> (Mississippi)	<b>113</b>	<u>Claimant Type</u>	<u>Claims Paid</u>	<u>Amount Paid</u>	 <ul style="list-style-type: none"> <li><span style="color: green;">■</span> Resident</li> <li><span style="color: lightgreen;">■</span> Both</li> </ul>
		Resident of County	2	\$22,200.00	
		Resident and Loss in County	1	\$25,500.00	
		<b>Totals:</b>		<b>3</b>	
<b>Jefferson</b> (Mississippi)	<b>37</b>	<u>Claimant Type</u>	<u>Claims Paid</u>	<u>Amount Paid</u>	 <ul style="list-style-type: none"> <li><span style="color: green;">■</span> Resident</li> </ul>
		Resident of County	2	\$18,200.00	
		<b>Totals:</b>		<b>2</b>	
<b>Jefferson Davis</b> (Mississippi)	<b>152</b>	<u>Claimant Type</u>	<u>Claims Paid</u>	<u>Amount Paid</u>	 <ul style="list-style-type: none"> <li><span style="color: green;">■</span> Resident</li> </ul>
		Resident of County	2	\$27,200.00	
		<b>Totals:</b>		<b>2</b>	
<b>Jones</b> (Mississippi)	<b>191</b>	<u>Claimant Type</u>	<u>Claims Paid</u>	<u>Amount Paid</u>	 <ul style="list-style-type: none"> <li><span style="color: green;">■</span> Resident</li> <li><span style="color: lightgreen;">■</span> Both</li> </ul>
		Resident of County	14	\$226,300.00	
		Resident and Loss in County	1	\$50,000.00	
		<b>Totals:</b>		<b>15</b>	

## GCCF Program Statistics - Overall Summary (as of November 30, 2010, 5:05 PM ET)

County (Mississippi)	Total Claims	Claimant Type	Claims Paid	Amount Paid	Payments in County
<b>Kemper (Mississippi)</b>	<b>6</b>	<u>Claimant Type</u>	<u>Claims Paid</u>	<u>Amount Paid</u>	 <ul style="list-style-type: none"> <li>Loss</li> </ul>
		Claim Loss in County	2	\$108,800.00	
		<b>Totals:</b>	<b>2</b>	<b>\$108,800.00</b>	
<b>Lafayette (Mississippi)</b>	<b>26</b>	<u>Claimant Type</u>	<u>Claims Paid</u>	<u>Amount Paid</u>	 <ul style="list-style-type: none"> <li>Resident</li> </ul>
		Resident of County	10	\$92,100.00	
		<b>Totals:</b>	<b>10</b>	<b>\$92,100.00</b>	
<b>Lamar (Mississippi)</b>	<b>191</b>	<u>Claimant Type</u>	<u>Claims Paid</u>	<u>Amount Paid</u>	 <ul style="list-style-type: none"> <li>Resident</li> <li>Loss</li> <li>Both</li> </ul>
		Resident of County	13	\$174,500.00	
		Resident and Loss in County	3	\$102,000.00	
		Claim Loss in County	2	\$34,000.00	
<b>Totals:</b>	<b>18</b>	<b>\$310,500.00</b>			
<b>Lauderdale (Mississippi)</b>	<b>111</b>	<u>Claimant Type</u>	<u>Claims Paid</u>	<u>Amount Paid</u>	 <ul style="list-style-type: none"> <li>Resident</li> </ul>
		Resident of County	18	\$178,300.00	
		<b>Totals:</b>	<b>18</b>	<b>\$178,300.00</b>	
<b>Lawrence (Mississippi)</b>	<b>115</b>	<u>Claimant Type</u>	<u>Claims Paid</u>	<u>Amount Paid</u>	 <ul style="list-style-type: none"> <li>Resident</li> <li>Loss</li> <li>Both</li> </ul>
		Resident of County	2	\$21,700.00	
		Resident and Loss in County	5	\$67,500.00	
		Claim Loss in County	2	\$18,500.00	
<b>Totals:</b>	<b>9</b>	<b>\$107,700.00</b>			

## GCCF Program Statistics - Overall Summary (as of November 30, 2010, 5:05 PM ET)

County (Mississippi)	Total Claims	Claimant Type	Claims Paid	Amount Paid	Payments in County
<b>Leake (Mississippi)</b>	<b>16</b>	<u>Claimant Type</u>	<u>Claims Paid</u>	<u>Amount Paid</u>	<b>Payments in County</b>  <ul style="list-style-type: none"> <li>Resident</li> </ul>
		Resident of County	3	\$68,000.00	
		<b>Totals:</b>	<b>3</b>	<b>\$68,000.00</b>	
<b>Lee (Mississippi)</b>	<b>28</b>	<u>Claimant Type</u>	<u>Claims Paid</u>	<u>Amount Paid</u>	<b>Payments in County</b>  <ul style="list-style-type: none"> <li>Resident</li> </ul>
		Resident of County	10	\$97,600.00	
		<b>Totals:</b>	<b>10</b>	<b>\$97,600.00</b>	
<b>Leflore (Mississippi)</b>	<b>10</b>	<u>Claimant Type</u>	<u>Claims Paid</u>	<u>Amount Paid</u>	<b>Payments in County</b>  <ul style="list-style-type: none"> <li>Resident</li> </ul>
		Resident of County	1	\$7,800.00	
		<b>Totals:</b>	<b>1</b>	<b>\$7,800.00</b>	
<b>Lincoln (Mississippi)</b>	<b>47</b>	<u>Claimant Type</u>	<u>Claims Paid</u>	<u>Amount Paid</u>	<b>Payments in County</b>  <ul style="list-style-type: none"> <li>Resident</li> <li>Loss</li> <li>Both</li> </ul>
		Resident of County	5	\$114,200.00	
		Resident and Loss in County	1	\$22,200.00	
		Claim Loss in County	1	\$100,000.00	
		<b>Totals:</b>	<b>7</b>	<b>\$236,400.00</b>	
<b>Lowndes (Mississippi)</b>	<b>38</b>	<u>Claimant Type</u>	<u>Claims Paid</u>	<u>Amount Paid</u>	<b>Payments in County</b>  <ul style="list-style-type: none"> <li>Resident</li> <li>Both</li> </ul>
		Resident of County	14	\$120,100.00	
		Resident and Loss in County	1	\$2,400.00	
		<b>Totals:</b>	<b>15</b>	<b>\$122,500.00</b>	






## GCCF Program Statistics - Overall Summary

(as of November 30, 2010, 5:05 PM ET)

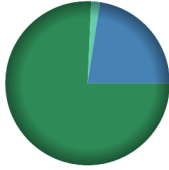

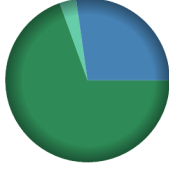


County (Mississippi)	Total Claims	Claimant Type	Claims Paid	Amount Paid	Payments in County
<b>Madison (Mississippi)</b>	<b>178</b>	<u>Claimant Type</u>	<u>Claims Paid</u>	<u>Amount Paid</u>	<b>Payments in County</b>  <ul style="list-style-type: none"> <li><span style="color: green;">■</span> Resident</li> <li><span style="color: lightgreen;">■</span> Both</li> </ul>
		Resident of County	41	\$393,000.00	
		Resident and Loss in County	3	\$52,400.00	
		<b>Totals:</b>	<b>44</b>	<b>\$445,400.00</b>	
<b>Marion (Mississippi)</b>	<b>266</b>	<u>Claimant Type</u>	<u>Claims Paid</u>	<u>Amount Paid</u>	<b>Payments in County</b>  <ul style="list-style-type: none"> <li><span style="color: green;">■</span> Resident</li> <li><span style="color: lightgreen;">■</span> Loss</li> <li><span style="color: blue;">■</span> Both</li> </ul>
		Resident of County	7	\$140,600.00	
		Resident and Loss in County	6	\$123,400.00	
		Claim Loss in County	1	\$18,000.00	
<b>Totals:</b>	<b>14</b>	<b>\$282,000.00</b>			
<b>Marshall (Mississippi)</b>	<b>4</b>	<u>Claimant Type</u>	<u>Claims Paid</u>	<u>Amount Paid</u>	<b>Payments in County</b>  <ul style="list-style-type: none"> <li><span style="color: green;">■</span> Resident</li> </ul>
		Resident of County	1	\$10,400.00	
		<b>Totals:</b>	<b>1</b>	<b>\$10,400.00</b>	
<b>Monroe (Mississippi)</b>	<b>17</b>	<u>Claimant Type</u>	<u>Claims Paid</u>	<u>Amount Paid</u>	<b>Payments in County</b>  <ul style="list-style-type: none"> <li><span style="color: green;">■</span> Resident</li> </ul>
		Resident of County	12	\$107,500.00	
		<b>Totals:</b>	<b>12</b>	<b>\$107,500.00</b>	
<b>Montgomery (Mississippi)</b>	<b>2</b>	<u>Claimant Type</u>	<u>Claims Paid</u>	<u>Amount Paid</u>	<b>Payments in County</b>  <ul style="list-style-type: none"> <li><span style="color: green;">■</span> Resident</li> </ul>
		Resident of County	1	\$20,000.00	
		<b>Totals:</b>	<b>1</b>	<b>\$20,000.00</b>	






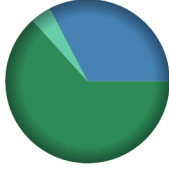

## GCCF Program Statistics - Overall Summary (as of November 30, 2010, 5:05 PM ET)

County (Mississippi)	Total Claims	Claimant Type	Claims Paid	Amount Paid	Payments in County
<b>Neshoba</b> (Mississippi)	<b>48</b>	<u>Claimant Type</u>	<u>Claims Paid</u>	<u>Amount Paid</u>	<b>Payments in County</b>  <ul style="list-style-type: none"> <li><span style="color: green;">■</span> Resident</li> <li><span style="color: lightgreen;">■</span> Loss</li> </ul>
		Resident of County	4	\$169,100.00	
		Claim Loss in County	2	\$137,300.00	
		<b>Totals:</b>	<b>6</b>	<b>\$306,400.00</b>	
<b>Newton</b> (Mississippi)	<b>12</b>	<u>Claimant Type</u>	<u>Claims Paid</u>	<u>Amount Paid</u>	<b>Payments in County</b>  <ul style="list-style-type: none"> <li><span style="color: green;">■</span> Resident</li> </ul>
		Resident of County	3	\$82,600.00	
		<b>Totals:</b>	<b>3</b>	<b>\$82,600.00</b>	
<b>Noxubee</b> (Mississippi)	<b>13</b>	<u>Claimant Type</u>	<u>Claims Paid</u>	<u>Amount Paid</u>	<b>Payments in County</b>  <ul style="list-style-type: none"> <li><span style="color: green;">■</span> Resident</li> </ul>
		Resident of County	1	\$8,800.00	
		<b>Totals:</b>	<b>1</b>	<b>\$8,800.00</b>	
<b>Oktibbeha</b> (Mississippi)	<b>27</b>	<u>Claimant Type</u>	<u>Claims Paid</u>	<u>Amount Paid</u>	<b>Payments in County</b>  <ul style="list-style-type: none"> <li><span style="color: green;">■</span> Resident</li> </ul>
		Resident of County	10	\$119,200.00	
		<b>Totals:</b>	<b>10</b>	<b>\$119,200.00</b>	
<b>Panola</b> (Mississippi)	<b>7</b>	<u>Claimant Type</u>	<u>Claims Paid</u>	<u>Amount Paid</u>	<b>Payments in County</b>  <ul style="list-style-type: none"> <li><span style="color: green;">■</span> Resident</li> </ul>
		Resident of County	2	\$14,700.00	
		<b>Totals:</b>	<b>2</b>	<b>\$14,700.00</b>	





## GCCF Program Statistics - Overall Summary (as of November 30, 2010, 5:05 PM ET)

County (Mississippi)	Total Claims	Claimant Type	Claims Paid	Amount Paid	Payments in County		
Pearl River	1,348	<u>Claimant Type</u>	<u>Claims Paid</u>	<u>Amount Paid</u>	 <ul style="list-style-type: none"> <li><span style="color: green;">■</span> Resident</li> <li><span style="color: lightgreen;">■</span> Loss</li> <li><span style="color: blue;">■</span> Both</li> </ul>		
		Resident of County	181	\$1,936,400.00			
		Resident and Loss in County	20	\$577,500.00			
		Claim Loss in County	1	\$44,000.00			
<b>Totals:</b>			<b>202</b>	<b>\$2,557,900.00</b>			
Perry	66	<u>Claimant Type</u>	<u>Claims Paid</u>	<u>Amount Paid</u>	 <ul style="list-style-type: none"> <li><span style="color: green;">■</span> Resident</li> <li><span style="color: lightgreen;">■</span> Both</li> </ul>		
		Resident of County	5	\$91,700.00			
		Resident and Loss in County	3	\$44,200.00			
		<b>Totals:</b>				<b>8</b>	<b>\$135,900.00</b>
Pike	229	<u>Claimant Type</u>	<u>Claims Paid</u>	<u>Amount Paid</u>	 <ul style="list-style-type: none"> <li><span style="color: green;">■</span> Resident</li> <li><span style="color: lightgreen;">■</span> Loss</li> <li><span style="color: blue;">■</span> Both</li> </ul>		
		Resident of County	23	\$255,100.00			
		Resident and Loss in County	1	\$100,000.00			
		Claim Loss in County	1	\$12,000.00			
<b>Totals:</b>			<b>25</b>	<b>\$367,100.00</b>			
Rankin	137	<u>Claimant Type</u>	<u>Claims Paid</u>	<u>Amount Paid</u>	 <ul style="list-style-type: none"> <li><span style="color: green;">■</span> Resident</li> <li><span style="color: lightgreen;">■</span> Loss</li> </ul>		
		Resident of County	33	\$490,000.00			
		Claim Loss in County	1	\$2,000.00			
		<b>Totals:</b>				<b>34</b>	<b>\$492,000.00</b>
Scott	30	<u>Claimant Type</u>	<u>Claims Paid</u>	<u>Amount Paid</u>	 <ul style="list-style-type: none"> <li><span style="color: green;">■</span> Resident</li> </ul>		
		Resident of County	7	\$68,700.00			
		<b>Totals:</b>				<b>7</b>	<b>\$68,700.00</b>

## GCCF Program Statistics - Overall Summary (as of November 30, 2010, 5:05 PM ET)

Claimant Name	Total Claims	Claimant Type	Claims Paid	Amount Paid	Payments in County
Sharkey (Mississippi)	2	<u>Claimant Type</u>	<u>Claims Paid</u>	<u>Amount Paid</u>	Payments in County  <ul style="list-style-type: none"> <li>Resident</li> </ul>
		Resident of County	1	\$4,800.00	
		<b>Totals:</b>	<b>1</b>	<b>\$4,800.00</b>	
Simpson (Mississippi)	56	<u>Claimant Type</u>	<u>Claims Paid</u>	<u>Amount Paid</u>	Payments in County  <ul style="list-style-type: none"> <li>Resident</li> <li>Both</li> </ul>
		Resident of County	4	\$42,700.00	
		Resident and Loss in County	1	\$30,800.00	
<b>Totals:</b>	<b>5</b>	<b>\$73,500.00</b>			
Smith (Mississippi)	60	<u>Claimant Type</u>	<u>Claims Paid</u>	<u>Amount Paid</u>	Payments in County  <ul style="list-style-type: none"> <li>Resident</li> </ul>
		Resident of County	1	\$3,100.00	
		<b>Totals:</b>	<b>1</b>	<b>\$3,100.00</b>	
Stone (Mississippi)	734	<u>Claimant Type</u>	<u>Claims Paid</u>	<u>Amount Paid</u>	Payments in County  <ul style="list-style-type: none"> <li>Resident</li> <li>Loss</li> <li>Both</li> </ul>
		Resident of County	109	\$1,537,600.00	
		Resident and Loss in County	27	\$792,400.00	
		Claim Loss in County	8	\$98,000.00	
<b>Totals:</b>	<b>144</b>	<b>\$2,428,000.00</b>			
Sunflower (Mississippi)	16	<u>Claimant Type</u>	<u>Claims Paid</u>	<u>Amount Paid</u>	Payments in County  <ul style="list-style-type: none"> <li>Resident</li> </ul>
		Resident of County	3	\$26,800.00	
		<b>Totals:</b>	<b>3</b>	<b>\$26,800.00</b>	

## GCCF Program Statistics - Overall Summary (as of November 30, 2010, 5:05 PM ET)

County	Total Claims	Claimant Type	Claims Paid	Amount Paid	Payments in County
Tishomingo (Mississippi)	2				 <span style="color: green;">■</span> Resident
		Resident of County	1	\$2,100.00	
		<b>Totals:</b>	<b>1</b>	<b>\$2,100.00</b>	
Unknown (Mississippi)	150				 <span style="color: green;">■</span> Resident
		Resident of County	25	\$343,500.00	
		<b>Totals:</b>	<b>25</b>	<b>\$343,500.00</b>	
Walthall (Mississippi)	90				 <span style="color: green;">■</span> Resident
		Resident of County	2	\$29,300.00	
		<b>Totals:</b>	<b>2</b>	<b>\$29,300.00</b>	
Warren (Mississippi)	35				 <span style="color: green;">■</span> Resident
		Resident of County	7	\$48,400.00	
		<b>Totals:</b>	<b>7</b>	<b>\$48,400.00</b>	
Washington (Mississippi)	25				 <span style="color: green;">■</span> Resident <span style="color: lightgreen;">■</span> Both
		Resident of County	4	\$10,600.00	
		Resident and Loss in County	1	\$2,200.00	
		<b>Totals:</b>	<b>5</b>	<b>\$12,800.00</b>	





## GCCF Program Statistics - Overall Summary (as of November 30, 2010, 5:05 PM ET)

County (Mississippi)	Total Claims	Claimant Type	Claims Paid	Amount Paid	Payments in County
<b>Wayne</b>	<b>134</b>	<u>Claimant Type</u>	<u>Claims Paid</u>	<u>Amount Paid</u>	
		Resident of County	5	\$112,200.00	
		Resident and Loss in County	3	\$86,600.00	
		Claim Loss in County	1	\$5,900.00	
<b>Totals:</b>	<b>9</b>	<b>\$204,700.00</b>			
<b>Webster</b>	<b>2</b>	<u>Claimant Type</u>	<u>Claims Paid</u>	<u>Amount Paid</u>	
		Resident of County	1	\$3,000.00	
		<b>Totals:</b>	<b>1</b>	<b>\$3,000.00</b>	
<b>Wilkinson</b>	<b>26</b>	<u>Claimant Type</u>	<u>Claims Paid</u>	<u>Amount Paid</u>	
		Resident of County	2	\$10,800.00	
		<b>Totals:</b>	<b>2</b>	<b>\$10,800.00</b>	
<b>Winston</b>	<b>33</b>	<u>Claimant Type</u>	<u>Claims Paid</u>	<u>Amount Paid</u>	
		Resident of County	2	\$10,500.00	
		<b>Totals:</b>	<b>2</b>	<b>\$10,500.00</b>	
<b>Yazoo</b>	<b>7</b>	<u>Claimant Type</u>	<u>Claims Paid</u>	<u>Amount Paid</u>	
		Resident of County	1	\$3,300.00	
		Claim Loss in County	1	\$74,400.00	
		<b>Totals:</b>	<b>2</b>	<b>\$77,700.00</b>	

## GCCF Program Statistics - Overall Summary (as of November 30, 2010, 5:05 PM ET)

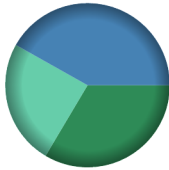

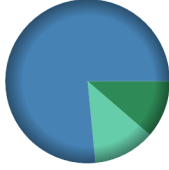


County (Texas)	Total Claims	Claimant Type	Claims Paid	Amount Paid	Payments in County
Anderson (Texas)	6	<u>Claimant Type</u>	<u>Claims Paid</u>	<u>Amount Paid</u>	Payments in County  Resident
		Resident of County	1	\$3,300.00	
		<b>Totals:</b>	<b>1</b>	<b>\$3,300.00</b>	
Angelina (Texas)	14	<u>Claimant Type</u>	<u>Claims Paid</u>	<u>Amount Paid</u>	Payments in County  Resident
		Resident of County	1	\$6,500.00	
		<b>Totals:</b>	<b>1</b>	<b>\$6,500.00</b>	
Aransas (Texas)	82	<u>Claimant Type</u>	<u>Claims Paid</u>	<u>Amount Paid</u>	Payments in County  Resident Loss Both
		Resident of County	2	\$19,100.00	
		Resident and Loss in County	11	\$161,300.00	
		Claim Loss in County	5	\$42,600.00	
		<b>Totals:</b>	<b>18</b>	<b>\$223,000.00</b>	
Austin (Texas)	3	<u>Claimant Type</u>	<u>Claims Paid</u>	<u>Amount Paid</u>	Payments in County  Loss
		Claim Loss in County	1	\$7,400.00	
		<b>Totals:</b>	<b>1</b>	<b>\$7,400.00</b>	
Bay (Texas)	1	<u>Claimant Type</u>	<u>Claims Paid</u>	<u>Amount Paid</u>	Payments in County  Loss
		Claim Loss in County	1	\$30,100.00	
		<b>Totals:</b>	<b>1</b>	<b>\$30,100.00</b>	

## GCCF Program Statistics - Overall Summary (as of November 30, 2010, 5:05 PM ET)

County (Texas)	Total Claims	Claimant Type	Claims Paid	Amount Paid	Payments in County
<b>Bexar (Texas)</b>	<b>139</b>	<u>Claimant Type</u>	<u>Claims Paid</u>	<u>Amount Paid</u>	<b>Payments in County</b>  <ul style="list-style-type: none"> <li><span style="color: green;">■</span> Resident</li> <li><span style="color: lightgreen;">■</span> Both</li> </ul>
		Resident of County	18	\$247,300.00	
		Resident and Loss in County	2	\$182,000.00	
		<b>Totals:</b>	<b>20</b>	<b>\$429,300.00</b>	
<b>Bowie (Texas)</b>	<b>7</b>	<u>Claimant Type</u>	<u>Claims Paid</u>	<u>Amount Paid</u>	<b>Payments in County</b>  <ul style="list-style-type: none"> <li><span style="color: green;">■</span> Resident</li> </ul>
		Resident of County	2	\$6,500.00	
		<b>Totals:</b>	<b>2</b>	<b>\$6,500.00</b>	
		<b>Brazoria (Texas)</b>	<b>196</b>	<u>Claimant Type</u>	
Resident of County	13			\$304,900.00	
Resident and Loss in County	26			\$1,017,600.00	
Claim Loss in County	29			\$477,000.00	
<b>Totals:</b>	<b>68</b>			<b>\$1,799,500.00</b>	
<b>Brazos (Texas)</b>	<b>12</b>	<u>Claimant Type</u>	<u>Claims Paid</u>	<u>Amount Paid</u>	<b>Payments in County</b>  <ul style="list-style-type: none"> <li><span style="color: green;">■</span> Resident</li> <li><span style="color: lightgreen;">■</span> Both</li> </ul>
		Resident of County	1	\$18,000.00	
		Resident and Loss in County	1	\$14,800.00	
		<b>Totals:</b>	<b>2</b>	<b>\$32,800.00</b>	
<b>Brown (Texas)</b>	<b>1</b>	<u>Claimant Type</u>	<u>Claims Paid</u>	<u>Amount Paid</u>	<b>Payments in County</b>  <ul style="list-style-type: none"> <li><span style="color: green;">■</span> Resident</li> </ul>
		Resident of County	1	\$8,600.00	
		<b>Totals:</b>	<b>1</b>	<b>\$8,600.00</b>	



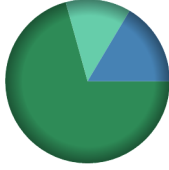


## GCCF Program Statistics - Overall Summary

(as of November 30, 2010, 5:05 PM ET)

County (Texas)	Total Claims	Claimant Type	Claims Paid	Amount Paid	Payments in County
Calhoun (Texas)	173	<u>Claimant Type</u>	<u>Claims Paid</u>	<u>Amount Paid</u>	 <ul style="list-style-type: none"> <li><span style="color: green;">■</span> Resident</li> <li><span style="color: lightgreen;">■</span> Loss</li> <li><span style="color: blue;">■</span> Both</li> </ul>
		Resident of County	11	\$566,600.00	
		Resident and Loss in County	9	\$707,000.00	
		Claim Loss in County	25	\$416,500.00	
<b>Totals:</b>			<b>45</b>	<b>\$1,690,100.00</b>	
Cameron (Texas)	506	<u>Claimant Type</u>	<u>Claims Paid</u>	<u>Amount Paid</u>	 <ul style="list-style-type: none"> <li><span style="color: green;">■</span> Resident</li> <li><span style="color: lightgreen;">■</span> Both</li> </ul>
		Resident of County	13	\$276,800.00	
		Resident and Loss in County	65	\$1,538,100.00	
		<b>Totals:</b>			
Chambers (Texas)	58	<u>Claimant Type</u>	<u>Claims Paid</u>	<u>Amount Paid</u>	 <ul style="list-style-type: none"> <li><span style="color: green;">■</span> Resident</li> <li><span style="color: lightgreen;">■</span> Loss</li> <li><span style="color: blue;">■</span> Both</li> </ul>
		Resident of County	5	\$114,600.00	
		Resident and Loss in County	19	\$773,700.00	
		Claim Loss in County	6	\$122,500.00	
<b>Totals:</b>			<b>30</b>	<b>\$1,010,800.00</b>	
Cherokee (Texas)	5	<u>Claimant Type</u>	<u>Claims Paid</u>	<u>Amount Paid</u>	 <ul style="list-style-type: none"> <li><span style="color: green;">■</span> Resident</li> </ul>
		Resident of County	1	\$1,700.00	
<b>Totals:</b>			<b>1</b>	<b>\$1,700.00</b>	
Collin (Texas)	108	<u>Claimant Type</u>	<u>Claims Paid</u>	<u>Amount Paid</u>	 <ul style="list-style-type: none"> <li><span style="color: green;">■</span> Resident</li> <li><span style="color: lightgreen;">■</span> Loss</li> </ul>
		Resident of County	39	\$495,900.00	
		Claim Loss in County	3	\$102,100.00	
		<b>Totals:</b>			



## GCCF Program Statistics - Overall Summary (as of November 30, 2010, 5:05 PM ET)

County (Texas)	Total Claims	Claimant Type	Claims Paid	Amount Paid	Payments in County
Colorado (Texas)	5	<u>Claimant Type</u>	<u>Claims Paid</u>	<u>Amount Paid</u>	 <ul style="list-style-type: none"> <li>Resident</li> </ul>
		Resident of County	1	\$36,000.00	
		<b>Totals:</b>	<b>1</b>	<b>\$36,000.00</b>	
Comal (Texas)	18	<u>Claimant Type</u>	<u>Claims Paid</u>	<u>Amount Paid</u>	 <ul style="list-style-type: none"> <li>Resident</li> </ul>
		Resident of County	9	\$192,900.00	
		<b>Totals:</b>	<b>9</b>	<b>\$192,900.00</b>	
Dallas (Texas)	411	<u>Claimant Type</u>	<u>Claims Paid</u>	<u>Amount Paid</u>	 <ul style="list-style-type: none"> <li>Resident</li> <li>Loss</li> <li>Both</li> </ul>
		Resident of County	52	\$625,300.00	
		Resident and Loss in County	2	\$145,500.00	
		Claim Loss in County	8	\$113,500.00	
		<b>Totals:</b>	<b>62</b>	<b>\$884,300.00</b>	
Denton (Texas)	60	<u>Claimant Type</u>	<u>Claims Paid</u>	<u>Amount Paid</u>	 <ul style="list-style-type: none"> <li>Resident</li> </ul>
		Resident of County	15	\$151,500.00	
		<b>Totals:</b>	<b>15</b>	<b>\$151,500.00</b>	
Ector (Texas)	2	<u>Claimant Type</u>	<u>Claims Paid</u>	<u>Amount Paid</u>	 <ul style="list-style-type: none"> <li>Resident</li> </ul>
		Resident of County	1	\$1,500.00	
		<b>Totals:</b>	<b>1</b>	<b>\$1,500.00</b>	

## GCCF Program Statistics - Overall Summary

(as of November 30, 2010, 5:05 PM ET)

County (Texas)	Total Claims	Claimant Type	Claims Paid	Amount Paid	Payments in County
El Paso (Texas)	7	<u>Claimant Type</u>	<u>Claims Paid</u>	<u>Amount Paid</u>	Payments in County  <ul style="list-style-type: none"> <li>Resident</li> </ul>
		Resident of County	1	\$3,700.00	
		<b>Totals:</b>	<b>1</b>	<b>\$3,700.00</b>	
		Ellis (Texas)	11	<u>Claimant Type</u>	
Resident of County	1			\$25,000.00	
<b>Totals:</b>	<b>1</b>			<b>\$25,000.00</b>	
Foard (Texas)	2			<u>Claimant Type</u>	<u>Claims Paid</u>
		Resident of County	1	\$13,000.00	
		<b>Totals:</b>	<b>1</b>	<b>\$13,000.00</b>	
		Fort Bend (Texas)	241	<u>Claimant Type</u>	<u>Claims Paid</u>
Resident of County	40			\$1,505,300.00	
Resident and Loss in County	7			\$129,300.00	
Claim Loss in County	6			\$147,300.00	
<b>Totals:</b>	<b>53</b>			<b>\$1,781,900.00</b>	
Galveston (Texas)	1,347	<u>Claimant Type</u>	<u>Claims Paid</u>	<u>Amount Paid</u>	Payments in County  <ul style="list-style-type: none"> <li>Resident</li> <li>Loss</li> <li>Both</li> </ul>
		Resident of County	132	\$3,796,900.00	
		Resident and Loss in County	381	\$9,132,800.00	
		Claim Loss in County	120	\$2,046,200.00	
		<b>Totals:</b>	<b>633</b>	<b>\$14,975,900.00</b>	




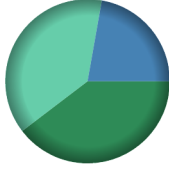

## GCCF Program Statistics - Overall Summary

(as of November 30, 2010, 5:05 PM ET)

County (Texas)	Total Claims	Claimant Type	Claims Paid	Amount Paid	Payments in County
Grayson (Texas)	4	<u>Claimant Type</u>	<u>Claims Paid</u>	<u>Amount Paid</u>	Payments in County  <ul style="list-style-type: none"> <li><span style="color: green;">■</span> Resident</li> <li><span style="color: lightgreen;">■</span> Loss</li> </ul>
		Resident of County	1	\$8,300.00	
		Claim Loss in County	1	\$3,300.00	
		<b>Totals:</b>	<b>2</b>	<b>\$11,600.00</b>	
Gregg (Texas)	14	<u>Claimant Type</u>	<u>Claims Paid</u>	<u>Amount Paid</u>	Payments in County  <ul style="list-style-type: none"> <li><span style="color: green;">■</span> Resident</li> </ul>
		Resident of County	5	\$73,400.00	
		<b>Totals:</b>	<b>5</b>	<b>\$73,400.00</b>	
Guadalupe (Texas)	3	<u>Claimant Type</u>	<u>Claims Paid</u>	<u>Amount Paid</u>	Payments in County  <ul style="list-style-type: none"> <li><span style="color: green;">■</span> Resident</li> </ul>
		Resident of County	2	\$42,600.00	
		<b>Totals:</b>	<b>2</b>	<b>\$42,600.00</b>	
Hardin (Texas)	21	<u>Claimant Type</u>	<u>Claims Paid</u>	<u>Amount Paid</u>	Payments in County  <ul style="list-style-type: none"> <li><span style="color: green;">■</span> Both</li> </ul>
		Resident and Loss in County	1	\$10,000.00	
		<b>Totals:</b>	<b>1</b>	<b>\$10,000.00</b>	
Harris (Texas)	3,116	<u>Claimant Type</u>	<u>Claims Paid</u>	<u>Amount Paid</u>	Payments in County  <ul style="list-style-type: none"> <li><span style="color: green;">■</span> Resident</li> <li><span style="color: lightgreen;">■</span> Loss</li> <li><span style="color: blue;">■</span> Both</li> </ul>
		Resident of County	396	\$27,362,300.00	
		Resident and Loss in County	150	\$4,256,000.00	
		Claim Loss in County	108	\$1,991,500.00	
		<b>Totals:</b>	<b>654</b>	<b>\$33,609,800.00</b>	



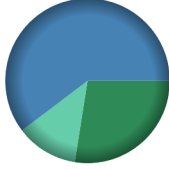


## GCCF Program Statistics - Overall Summary

(as of November 30, 2010, 5:05 PM ET)



County (Texas)	Total Claims	Claimant Type	Claims Paid	Amount Paid	Payments in County
Harrison (Texas)	2	<u>Claimant Type</u>	<u>Claims Paid</u>	<u>Amount Paid</u>	Payments in County  <ul style="list-style-type: none"> <li>Resident</li> </ul>
		Resident of County	1	\$10,400.00	
		<b>Totals:</b>	<b>1</b>	<b>\$10,400.00</b>	
Hays (Texas)	9	<u>Claimant Type</u>	<u>Claims Paid</u>	<u>Amount Paid</u>	Payments in County  <ul style="list-style-type: none"> <li>Resident</li> </ul>
		Resident of County	2	\$41,300.00	
		<b>Totals:</b>	<b>2</b>	<b>\$41,300.00</b>	
Henderson (Texas)	5	<u>Claimant Type</u>	<u>Claims Paid</u>	<u>Amount Paid</u>	Payments in County  <ul style="list-style-type: none"> <li>Resident</li> </ul>
		Resident of County	1	\$7,000.00	
		<b>Totals:</b>	<b>1</b>	<b>\$7,000.00</b>	
Hidalgo (Texas)	83	<u>Claimant Type</u>	<u>Claims Paid</u>	<u>Amount Paid</u>	Payments in County  <ul style="list-style-type: none"> <li>Resident</li> <li>Loss</li> <li>Both</li> </ul>
		Resident of County	3	\$10,700.00	
		Resident and Loss in County	1	\$6,000.00	
		Claim Loss in County	1	\$10,300.00	
		<b>Totals:</b>	<b>5</b>	<b>\$27,000.00</b>	
Hill (Texas)	3	<u>Claimant Type</u>	<u>Claims Paid</u>	<u>Amount Paid</u>	Payments in County  <ul style="list-style-type: none"> <li>Resident</li> </ul>
		Resident of County	1	\$21,600.00	
		<b>Totals:</b>	<b>1</b>	<b>\$21,600.00</b>	

## GCCF Program Statistics - Overall Summary

(as of November 30, 2010, 5:05 PM ET)

County (Texas)	Total Claims	Claimant Type	Claims Paid	Amount Paid	Payments in County
Hopkins (Texas)	3	<u>Claimant Type</u>	<u>Claims Paid</u>	<u>Amount Paid</u>	Payments in County 
		Resident of County	1	\$9,700.00	
		<b>Totals:</b>	<b>1</b>	<b>\$9,700.00</b>	
Jasper (Texas)	26	<u>Claimant Type</u>	<u>Claims Paid</u>	<u>Amount Paid</u>	Payments in County 
		Resident of County	5	\$190,700.00	
		<b>Totals:</b>	<b>5</b>	<b>\$190,700.00</b>	
Jefferson (Texas)	1,430	<u>Claimant Type</u>	<u>Claims Paid</u>	<u>Amount Paid</u>	Payments in County 
		Resident of County	118	\$3,092,200.00	
		Resident and Loss in County	301	\$6,782,700.00	
		Claim Loss in County	54	\$1,372,300.00	
		<b>Totals:</b>	<b>473</b>	<b>\$11,247,200.00</b>	
Jim Hogg (Texas)	1	<u>Claimant Type</u>	<u>Claims Paid</u>	<u>Amount Paid</u>	Payments in County 
		Claim Loss in County	1	\$32,400.00	
		<b>Totals:</b>	<b>1</b>	<b>\$32,400.00</b>	
Jim Wells (Texas)	1	<u>Claimant Type</u>	<u>Claims Paid</u>	<u>Amount Paid</u>	Payments in County 
		Resident and Loss in County	1	\$79,900.00	
		<b>Totals:</b>	<b>1</b>	<b>\$79,900.00</b>	

## GCCF Program Statistics - Overall Summary (as of November 30, 2010, 5:05 PM ET)

County	Total Claims	Claimant Type	Claims Paid	Amount Paid	Payments in County
Johnson (Texas)	18				 <span style="color: green;">■</span> Resident
		Resident of County	4	\$131,000.00	
		<b>Totals:</b>	<b>4</b>	<b>\$131,000.00</b>	
Kaufman (Texas)	7				 <span style="color: green;">■</span> Resident
		Resident of County	1	\$11,600.00	
		<b>Totals:</b>	<b>1</b>	<b>\$11,600.00</b>	
Kendall (Texas)	3				 <span style="color: green;">■</span> Resident
		Resident of County	2	\$15,700.00	
		<b>Totals:</b>	<b>2</b>	<b>\$15,700.00</b>	
Kleberg (Texas)	2				 <span style="color: green;">■</span> Resident
		Resident of County	1	\$32,400.00	
		<b>Totals:</b>	<b>1</b>	<b>\$32,400.00</b>	
Lamar (Texas)	2				 <span style="color: green;">■</span> Resident
		Resident of County	1	\$3,200.00	
		<b>Totals:</b>	<b>1</b>	<b>\$3,200.00</b>	



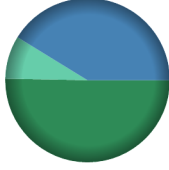
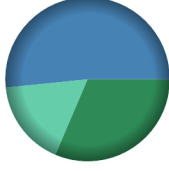
## GCCF Program Statistics - Overall Summary

(as of November 30, 2010, 5:05 PM ET)

County (Texas)	Total Claims	Claimant Type	Claims Paid	Amount Paid	Payments in County
Liberty (Texas)	19	<u>Claimant Type</u>	<u>Claims Paid</u>	<u>Amount Paid</u>	Payments in County  <ul style="list-style-type: none"> <li>Resident</li> <li>Both</li> </ul>
		Resident of County	2	\$31,400.00	
		Resident and Loss in County	2	\$105,000.00	
		<b>Totals:</b>	<b>4</b>	<b>\$136,400.00</b>	
Llano (Texas)	9	<u>Claimant Type</u>	<u>Claims Paid</u>	<u>Amount Paid</u>	Payments in County  <ul style="list-style-type: none"> <li>Resident</li> </ul>
		Resident of County	1	\$34,200.00	
		<b>Totals:</b>	<b>1</b>	<b>\$34,200.00</b>	
Lubbock (Texas)	6	<u>Claimant Type</u>	<u>Claims Paid</u>	<u>Amount Paid</u>	Payments in County  <ul style="list-style-type: none"> <li>Resident</li> </ul>
		Resident of County	1	\$3,400.00	
		<b>Totals:</b>	<b>1</b>	<b>\$3,400.00</b>	
Matagorda (Texas)	290	<u>Claimant Type</u>	<u>Claims Paid</u>	<u>Amount Paid</u>	Payments in County  <ul style="list-style-type: none"> <li>Resident</li> <li>Loss</li> <li>Both</li> </ul>
		Resident of County	17	\$860,100.00	
		Resident and Loss in County	80	\$3,423,600.00	
		Claim Loss in County	12	\$820,100.00	
<b>Totals:</b>	<b>109</b>	<b>\$5,103,800.00</b>			
McLennan (Texas)	16	<u>Claimant Type</u>	<u>Claims Paid</u>	<u>Amount Paid</u>	Payments in County  <ul style="list-style-type: none"> <li>Resident</li> </ul>
		Resident of County	10	\$196,100.00	
		<b>Totals:</b>	<b>10</b>	<b>\$196,100.00</b>	

## GCCF Program Statistics - Overall Summary




(as of November 30, 2010, 5:05 PM ET)

County (Texas)	Total Claims	Claimant Type	Claims Paid	Amount Paid	Payments in County
Milam (Texas)	2	<u>Claimant Type</u>	<u>Claims Paid</u>	<u>Amount Paid</u>	Payments in County  <ul style="list-style-type: none"> <li>Resident</li> </ul>
		Resident of County	1	\$5,800.00	
		<b>Totals:</b>	<b>1</b>	<b>\$5,800.00</b>	
		Montgomery (Texas)	167	<u>Claimant Type</u>	
Resident of County	25			\$458,100.00	
Resident and Loss in County	2			\$70,700.00	
<b>Totals:</b>	<b>27</b>			<b>\$528,800.00</b>	
Nacogdoches (Texas)	20	<u>Claimant Type</u>	<u>Claims Paid</u>	<u>Amount Paid</u>	Payments in County  <ul style="list-style-type: none"> <li>Resident</li> <li>Loss</li> </ul>
		Resident of County	3	\$89,000.00	
		Claim Loss in County	5	\$252,000.00	
		<b>Totals:</b>	<b>8</b>	<b>\$341,000.00</b>	
Nueces (Texas)	99	<u>Claimant Type</u>	<u>Claims Paid</u>	<u>Amount Paid</u>	Payments in County  <ul style="list-style-type: none"> <li>Resident</li> <li>Loss</li> <li>Both</li> </ul>
		Resident of County	5	\$90,200.00	
		Resident and Loss in County	3	\$73,900.00	
		Claim Loss in County	1	\$15,200.00	
<b>Totals:</b>	<b>9</b>	<b>\$179,300.00</b>			
Orange (Texas)	200	<u>Claimant Type</u>	<u>Claims Paid</u>	<u>Amount Paid</u>	Payments in County  <ul style="list-style-type: none"> <li>Resident</li> <li>Loss</li> <li>Both</li> </ul>
		Resident of County	20	\$258,600.00	
		Resident and Loss in County	17	\$424,900.00	
		Claim Loss in County	6	\$139,800.00	
<b>Totals:</b>	<b>43</b>	<b>\$823,300.00</b>			





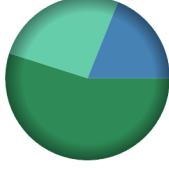


## GCCF Program Statistics - Overall Summary

(as of November 30, 2010, 5:05 PM ET)



County (Texas)	Total Claims	Claimant Type	Claims Paid	Amount Paid	Payments in County
Parker (Texas)	4	Resident of County	2	\$17,300.00	 <span style="color: green;">■</span> Resident
		<b>Totals:</b>	<b>2</b>	<b>\$17,300.00</b>	
Polk (Texas)	7	Resident of County	2	\$81,700.00	 <span style="color: green;">■</span> Resident
		<b>Totals:</b>	<b>2</b>	<b>\$81,700.00</b>	
Presidio (Texas)	2	Resident of County	2	\$3,900.00	 <span style="color: green;">■</span> Resident
		<b>Totals:</b>	<b>2</b>	<b>\$3,900.00</b>	
Refugio (Texas)	3	Resident of County	1	\$26,900.00	 <span style="color: green;">■</span> Resident
		<b>Totals:</b>	<b>1</b>	<b>\$26,900.00</b>	
Rockwall (Texas)	9	Resident of County	3	\$46,500.00	 <span style="color: green;">■</span> Resident
		<b>Totals:</b>	<b>3</b>	<b>\$46,500.00</b>	

## GCCF Program Statistics - Overall Summary (as of November 30, 2010, 5:05 PM ET)

County (Texas)	Total Claims	Claimant Type	Claims Paid	Amount Paid	Payments in County
Sabine (Texas)	3	<u>Claimant Type</u>	<u>Claims Paid</u>	<u>Amount Paid</u>	Payments in County  <ul style="list-style-type: none"> <li>Resident</li> </ul>
		Resident of County	1	\$40,000.00	
		<b>Totals:</b>	<b>1</b>	<b>\$40,000.00</b>	
San Jacinto (Texas)	6	<u>Claimant Type</u>	<u>Claims Paid</u>	<u>Amount Paid</u>	Payments in County  <ul style="list-style-type: none"> <li>Resident</li> <li>Loss</li> </ul>
		Resident of County	3	\$48,900.00	
		Claim Loss in County	1	\$30,000.00	
		<b>Totals:</b>	<b>4</b>	<b>\$78,900.00</b>	
San Patricio (Texas)	79	<u>Claimant Type</u>	<u>Claims Paid</u>	<u>Amount Paid</u>	Payments in County  <ul style="list-style-type: none"> <li>Resident</li> <li>Both</li> </ul>
		Resident of County	1	\$1,000.00	
		Resident and Loss in County	6	\$140,400.00	
		<b>Totals:</b>	<b>7</b>	<b>\$141,400.00</b>	
Smith (Texas)	9	<u>Claimant Type</u>	<u>Claims Paid</u>	<u>Amount Paid</u>	Payments in County  <ul style="list-style-type: none"> <li>Resident</li> </ul>
		Resident of County	1	\$35,200.00	
		<b>Totals:</b>	<b>1</b>	<b>\$35,200.00</b>	
Tarrant (Texas)	258	<u>Claimant Type</u>	<u>Claims Paid</u>	<u>Amount Paid</u>	Payments in County  <ul style="list-style-type: none"> <li>Resident</li> <li>Loss</li> <li>Both</li> </ul>
		Resident of County	59	\$1,017,600.00	
		Resident and Loss in County	4	\$351,100.00	
		Claim Loss in County	8	\$484,200.00	
		<b>Totals:</b>	<b>71</b>	<b>\$1,852,900.00</b>	

## GCCF Program Statistics - Overall Summary

(as of November 30, 2010, 5:05 PM ET)


County (Texas)	Total Claims	Claimant Type	Claims Paid	Amount Paid	Payments in County
Titus (Texas)	2	<u>Claimant Type</u>	<u>Claims Paid</u>	<u>Amount Paid</u>	Payments in County  <ul style="list-style-type: none"> <li>Resident</li> </ul>
		Resident of County	1	\$1,000.00	
		<b>Totals:</b>	<b>1</b>	<b>\$1,000.00</b>	
Travis (Texas)	115	<u>Claimant Type</u>	<u>Claims Paid</u>	<u>Amount Paid</u>	Payments in County  <ul style="list-style-type: none"> <li>Resident</li> <li>Both</li> </ul>
		Resident of County	19	\$202,000.00	
		Resident and Loss in County	1	\$15,000.00	
<b>Totals:</b>	<b>20</b>	<b>\$217,000.00</b>			
Tyler (Texas)	4	<u>Claimant Type</u>	<u>Claims Paid</u>	<u>Amount Paid</u>	Payments in County  <ul style="list-style-type: none"> <li>Resident</li> </ul>
		Resident of County	3	\$28,000.00	
		<b>Totals:</b>	<b>3</b>	<b>\$28,000.00</b>	
Unknown (Texas)	23	<u>Claimant Type</u>	<u>Claims Paid</u>	<u>Amount Paid</u>	Payments in County  <ul style="list-style-type: none"> <li>Resident</li> </ul>
		Resident of County	2	\$86,000.00	
		<b>Totals:</b>	<b>2</b>	<b>\$86,000.00</b>	
Vermilion (Texas)	2	<u>Claimant Type</u>	<u>Claims Paid</u>	<u>Amount Paid</u>	Payments in County  <ul style="list-style-type: none"> <li>Loss</li> </ul>
		Claim Loss in County	2	\$42,500.00	
		<b>Totals:</b>	<b>2</b>	<b>\$42,500.00</b>	

## GCCF Program Statistics - Overall Summary (as of November 30, 2010, 5:05 PM ET)

County	Total Claims	Claimant Type	Claims Paid	Amount Paid	Payments in County
Victoria (Texas)	18				
		Resident of County	3	\$44,700.00	
		Claim Loss in County	1	\$6,900.00	
		<b>Totals:</b>	<b>4</b>	<b>\$51,600.00</b>	
Waller (Texas)	5				
		Resident of County	1	\$24,500.00	
		<b>Totals:</b>	<b>1</b>	<b>\$24,500.00</b>	
Webb (Texas)	3				
		Resident of County	1	\$23,800.00	
		<b>Totals:</b>	<b>1</b>	<b>\$23,800.00</b>	
Wichita (Texas)	5				
		Resident of County	1	\$2,700.00	
		<b>Totals:</b>	<b>1</b>	<b>\$2,700.00</b>	
Williamson (Texas)	30				
		Resident of County	8	\$83,000.00	
		<b>Totals:</b>	<b>8</b>	<b>\$83,000.00</b>	

## GCCF Program Statistics - Overall Summary

(as of November 30, 2010, 5:05 PM ET)

Wise (Texas)	1	<u>Claimant Type</u>	<u>Claims Paid</u>	<u>Amount Paid</u>	Payments in County
		Resident of County	1	\$7,600.00	 <span style="color: green;">■</span> Resident
		<b>Totals:</b>	<b>1</b>	<b>\$7,600.00</b>	