

## GCCF Program Statistics - Overall Summary

(as of November 29, 2010, 5:05 PM ET)

Claimant Status	No. of Claimants
<b>TOTAL GCCF Claimants to Date</b> <i>(Claimants may have one or more Claim Type)</i>	<b>451,439</b>
1. Claimants Paid and Approved for Payment	140,526
2. Claimants Requiring Additional Information or Documentation <i>(Claimants providing no documentation: 68,261)</i>	147,471
3. Claimants Referred to Government, Moratorium and Real Estate funds	19
4. Denied Claimants	85,341
5. Claimants Under Review (Emergency Advance Payment)	67,180
6. Claimants Under Review (for Final Claim only)	10,902

Claimants <i>(Claimants may have one or more Claim Type)</i>	No. of Claimants
1. Individual*	374,862
2. Business*	76,577
<i>*Individual v. Business classification is subject to change.</i>	
<i>Represented Claimants: 11,264</i>	
<b>Total to Date</b>	<b>451,439</b>

Claims by Emergency Payment Type	No. of Claims Paid or Approved for Payment	No. of Claims Paid	Amount Paid
1. Emergency Advance Payment (One Month)	11,750	11,722	\$ 104,357,875.88
2. Emergency Advance Payment (Six Months)	129,060	123,072	\$ 1,956,312,415.00
<b>Sub-Total to Date</b>	<b>140,810</b>	<b>134,794</b>	<b>\$ 2,060,670,290.88</b>

Separate Fund for Real Estate Brokers and Agents			\$ 41,500,000.00
<b>Total to Date</b>			<b>\$ 2,102,170,290.88</b>

Claims by Category <i>(includes Individual and Business)</i>	No. of Claims Paid	Amount Paid
1. Removal and Clean Up Costs	0	\$ -
2. Real or Personal Property	96	\$ 755,463.38
3. Lost Earnings or Profits	134,675	\$ 2,059,887,491.00
4. Loss of Subsistence Use of Natural Resources	5	\$ 13,000.00
5. Physical Injury / Death	18	\$ 14,336.50
<b>Total to Date</b>	<b>134,794</b>	<b>\$ 2,060,670,290.88</b>

Claims by Type	No. of Claims Paid	No. of Claims Paid where Claimant Participated in BP Claims Process	No. of Claims Paid for new Claimants	Total Amount Paid
1. Individual	99,774	24,647	75,127	\$ 897,041,914.88
2. Business	35,020	23,131	11,889	\$ 1,163,628,376.00
<b>Total to Date</b>	<b>134,794</b>	<b>47,778</b>	<b>87,016</b>	<b>\$ 2,060,670,290.88</b>

## GCCF Program Statistics - Overall Summary

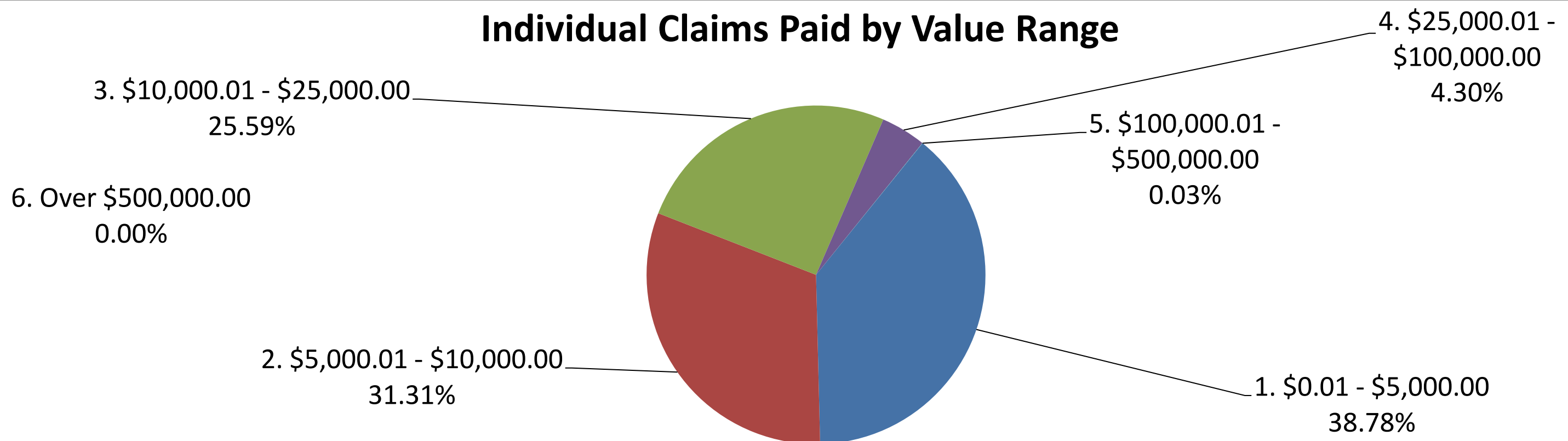
(as of November 29, 2010, 5:05 PM ET)

### Individual Claims by Amount

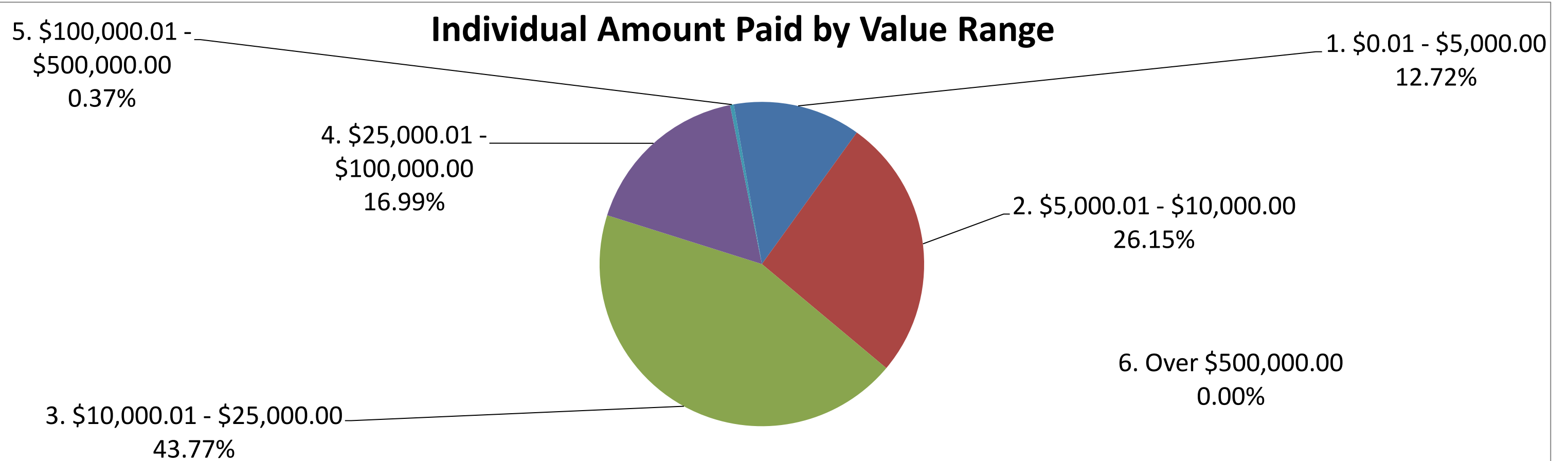
(Claimants may have more than one Claim Type)

Claims by Amount	No. of Claims Paid	Amount Paid
1. \$0.01 - \$5,000.00	38,694	\$ 114,118,936.50
2. \$5,000.01 - \$10,000.00	31,236	\$ 234,542,100.00
3. \$10,000.01 - \$25,000.00	25,529	\$ 392,673,050.00
4. \$25,000.01 - \$100,000.00	4,289	\$ 152,378,728.38
5. \$100,000.01 - \$500,000.00	26	\$ 3,329,100.00
6. Over \$500,000.00	0	\$ -
<b>Total to Date</b>	<b>99,774</b>	<b>\$ 897,041,914.88</b>

#### Individual Claims Paid by Value Range



#### Individual Amount Paid by Value Range



## GCCF Program Statistics - Overall Summary

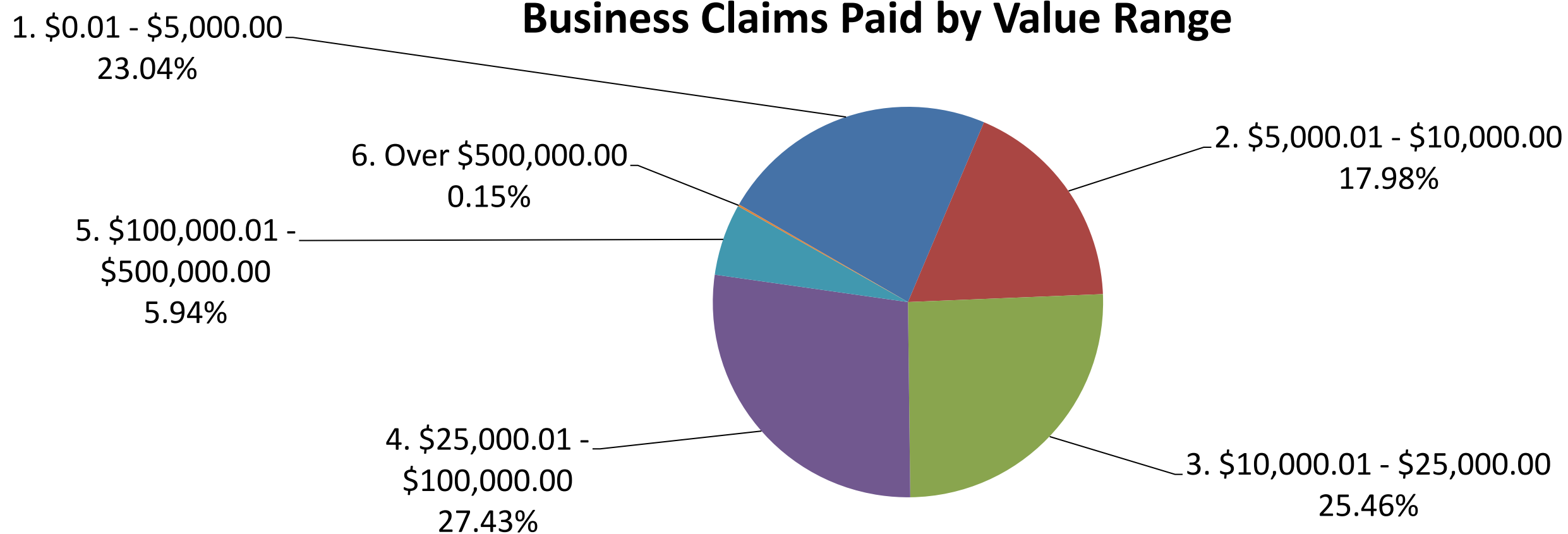
(as of November 29, 2010, 5:05 PM ET)

### Business Claims by Amount

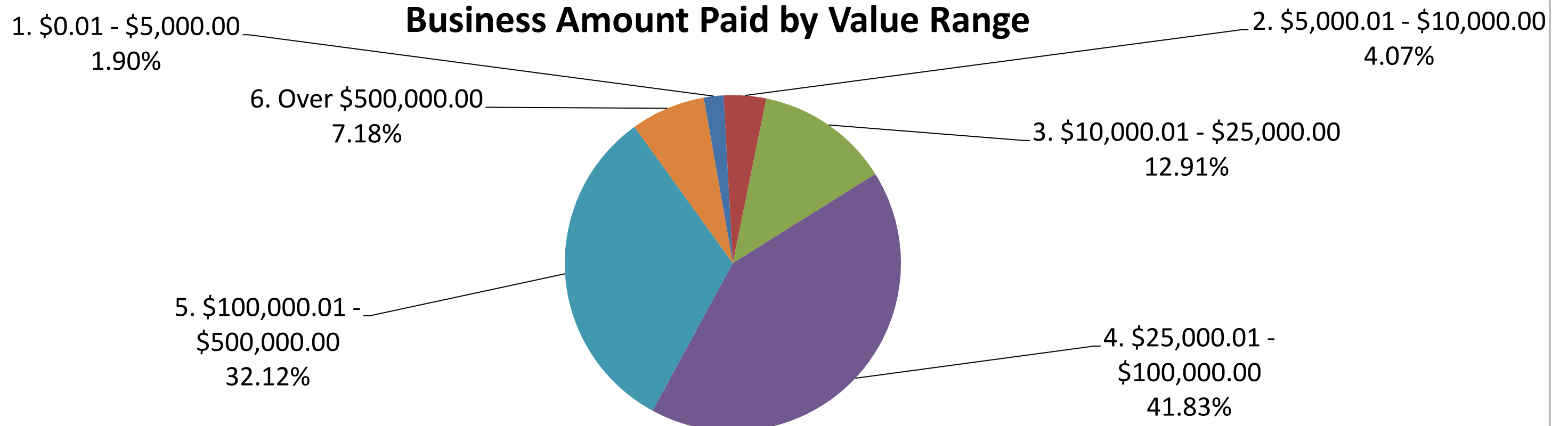
*(Claimants may have more than one Claim Type)*

Claims by Amount	No. of Claims Paid	Amount Paid
1. \$0.01 - \$5,000.00	8,067	\$ 22,164,200.00
2. \$5,000.01 - \$10,000.00	6,298	\$ 47,312,200.00
3. \$10,000.01 - \$25,000.00	8,916	\$ 150,213,400.00
4. \$25,000.01 - \$100,000.00	9,606	\$ 486,720,900.00
5. \$100,000.01 - \$500,000.00	2,079	\$ 373,717,500.00
6. Over \$500,000.00	54	\$ 83,500,176.00
<b>Total to Date</b>	<b>35,020</b>	<b>\$ 1,163,628,376.00</b>

#### Business Claims Paid by Value Range



#### Business Amount Paid by Value Range

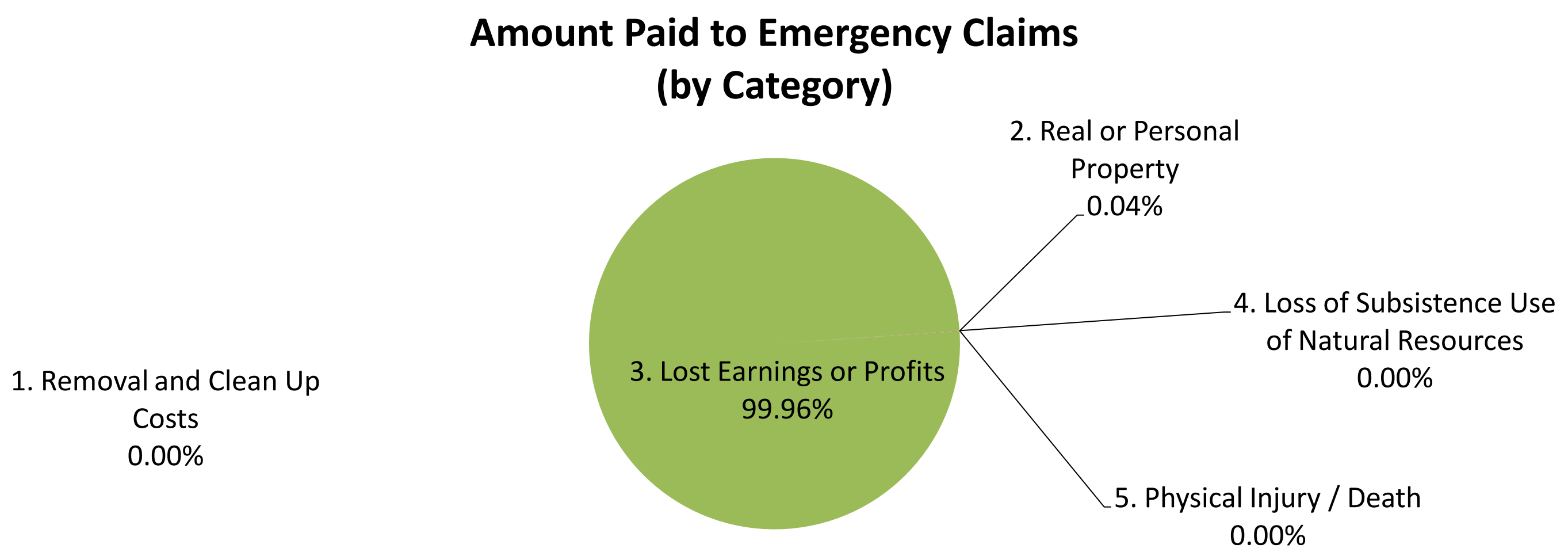
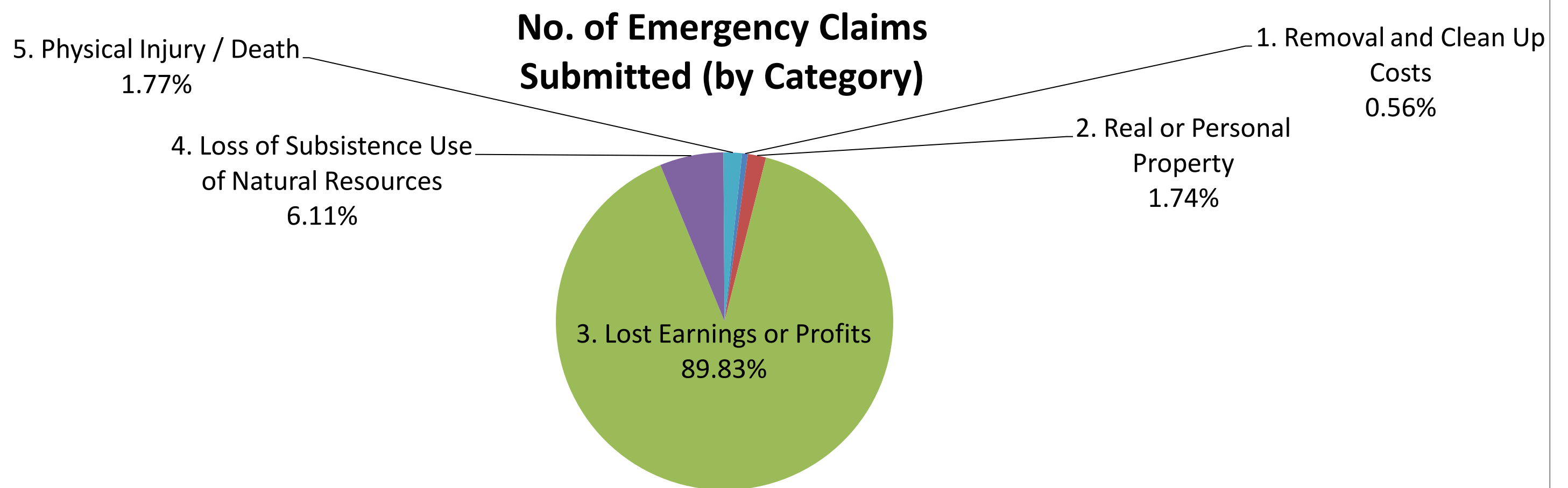




## GCCF Program Statistics - Overall Summary (as of November 29, 2010, 5:05 PM ET)

### Emergency Advance Claim Counts by Category (Claimants may have more than one Claim Type)

Claims for Emergency Advance Payment	Claims Submitted	No. of Claims Paid	Amount Paid
1. Removal and Clean Up Costs	2,683	0	\$ -
2. Real or Personal Property	8,387	96	\$ 755,463.38
3. Lost Earnings or Profits	433,745	134,675	\$ 2,059,887,491.00
4. Loss of Subsistence Use of Natural Resources	29,485	5	\$ 13,000.00
5. Physical Injury / Death	8,555	18	\$ 14,336.50
<b>Total to Date</b>	<b>482,855</b>	<b>134,794</b>	<b>\$ 2,060,670,290.88</b>



## GCCF Program Statistics - Overall Summary


(as of November 29, 2010, 5:05 PM ET)

### Final Payment Claim Counts by Category

*(Claimants may have more than one Claim Type)*

Claims Seeking Final Payment	Claims Submitted	No. of Claims Paid	Amount Paid
1. Removal and Clean Up Costs	553	0	\$ -
2. Real or Personal Property	2,088	0	\$ -
3. Lost Earnings or Profits	32,090	0	\$ -
4. Loss of Subsistence Use of Natural Resources	3,042	0	\$ -
5. Physical Injury / Death	760	0	\$ -
<b>Total to Date</b>	<b>38,533</b>	<b>0</b>	<b>\$ -</b>

#### No. of Final Claims Submitted (by Category)



#### Amount Paid to Final Claims (by Category)

*No data to chart yet*

## GCCF Program Statistics - Overall Summary

(as of November 29, 2010, 5:05 PM ET)

### Claims by Category and Amount

*(Claimants may have more than one Claim Type)*

Claims by Category and Amount	No. of Claims Paid	Amount Paid
<b>1. Removal and Clean Up Costs</b>		
a. \$0.01 - \$5,000.00	0	\$ -
b. \$5,000.01 - \$10,000.00	0	\$ -
c. \$10,000.01 - \$25,000.00	0	\$ -
d. \$25,000.01 - \$100,000.00	0	\$ -
e. \$100,000.01 - \$500,000.00	0	\$ -
f. Over \$500,000.00	0	\$ -
<b>Sub-Total to Date</b>	<b>0</b>	<b>\$ -</b>
<b>2. Real or Personal Property</b>		
a. \$0.01 - \$5,000.00	62	\$ 125,000.00
b. \$5,000.01 - \$10,000.00	18	\$ 125,700.00
c. \$10,000.01 - \$25,000.00	10	\$ 164,200.00
d. \$25,000.01 - \$100,000.00	5	\$ 164,463.38
e. \$100,000.01 - \$500,000.00	1	\$ 176,100.00
f. Over \$500,000.00	0	\$ -
<b>Sub-Total to Date</b>	<b>96</b>	<b>\$ 755,463.38</b>
<b>3. Lost Earnings or Profits</b>		
a. \$0.01 - \$5,000.00	46,676	\$ 136,130,800.00
b. \$5,000.01 - \$10,000.00	37,516	\$ 281,728,600.00
c. \$10,000.01 - \$25,000.00	34,435	\$ 542,722,250.00
d. \$25,000.01 - \$100,000.00	13,890	\$ 638,935,165.00
e. \$100,000.01 - \$500,000.00	2,104	\$ 376,870,500.00
f. Over \$500,000.00	54	\$ 83,500,176.00
<b>Sub-Total to Date</b>	<b>134,675</b>	<b>\$ 2,059,887,491.00</b>

## GCCF Program Statistics - Overall Summary (as of November 29, 2010, 5:05 PM ET)

### Claims by Category and Amount (Claimants may have more than one Claim Type)

Claims by Category and Amount	No. of Claims Paid	Amount Paid
<b>4. Loss of Subsistence Use of Natural Resources</b>		
a. \$0.01 - \$5,000.00	5	\$ 13,000.00
b. \$5,000.01 - \$10,000.00	0	\$ -
c. \$10,000.01 - \$25,000.00	0	\$ -
d. \$25,000.01 - \$100,000.00	0	\$ -
e. \$100,000.01 - \$500,000.00	0	\$ -
f. Over \$500,000.00	0	\$ -
<b>Sub-Total to Date</b>	<b>5</b>	<b>\$ 13,000.00</b>
<b>5. Physical Injury / Death</b>		
a. \$0.01 - \$5,000.00	18	\$ 14,336.50
b. \$5,000.01 - \$10,000.00	0	\$ -
c. \$10,000.01 - \$25,000.00	0	\$ -
d. \$25,000.01 - \$100,000.00	0	\$ -
e. \$100,000.01 - \$500,000.00	0	\$ -
f. Over \$500,000.00	0	\$ -
<b>Sub-Total to Date</b>	<b>18</b>	<b>\$ 14,336.50</b>
<b>6. Other Claims</b>		
a. \$0.01 - \$5,000.00	0	\$ -
b. \$5,000.01 - \$10,000.00	0	\$ -
c. \$10,000.01 - \$25,000.00	0	\$ -
d. \$25,000.01 - \$100,000.00	0	\$ -
e. \$100,000.01 - \$500,000.00	0	\$ -
f. Over \$500,000.00	0	\$ -
<b>Sub-Total to Date</b>	<b>0</b>	<b>\$ -</b>
<b>Total to Date</b>	<b>134,794</b>	<b>\$ 2,060,670,290.88</b>



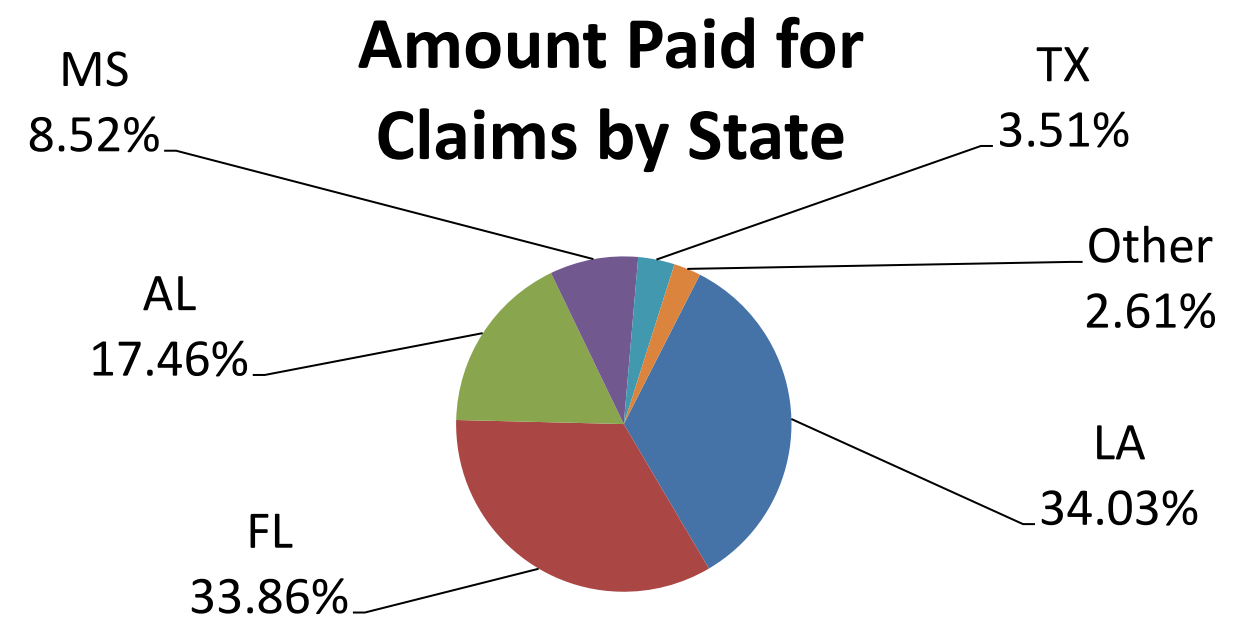
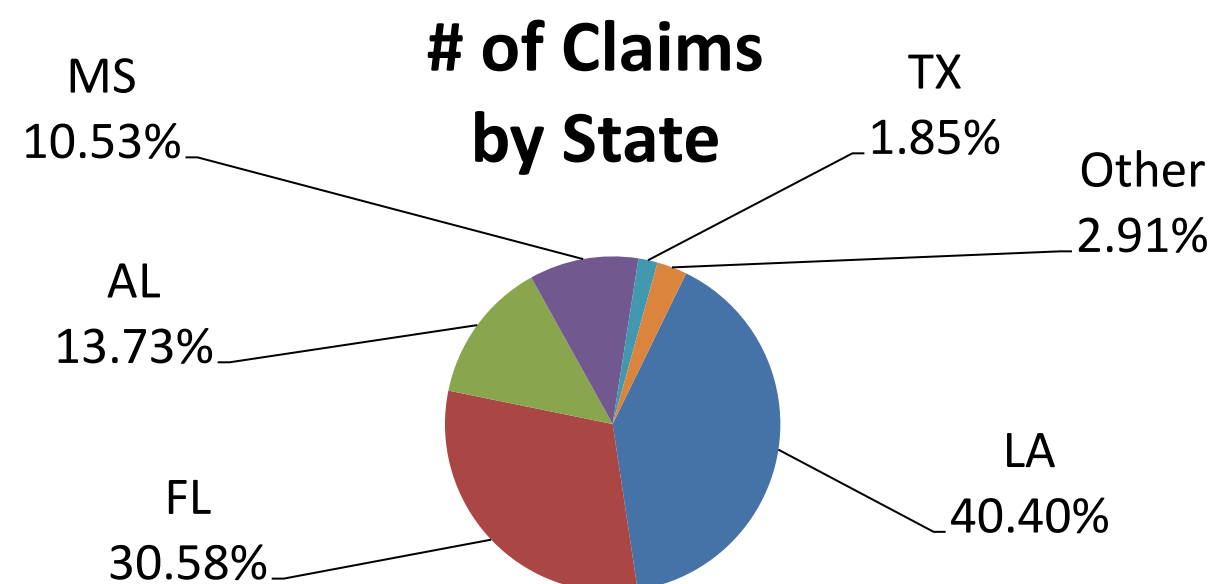
## GCCCF Program Statistics - Overall Summary

(as of November 29, 2010, 5:05 PM ET)

### Claims by State of Residence

(Claimants may have more than one Claim Type)

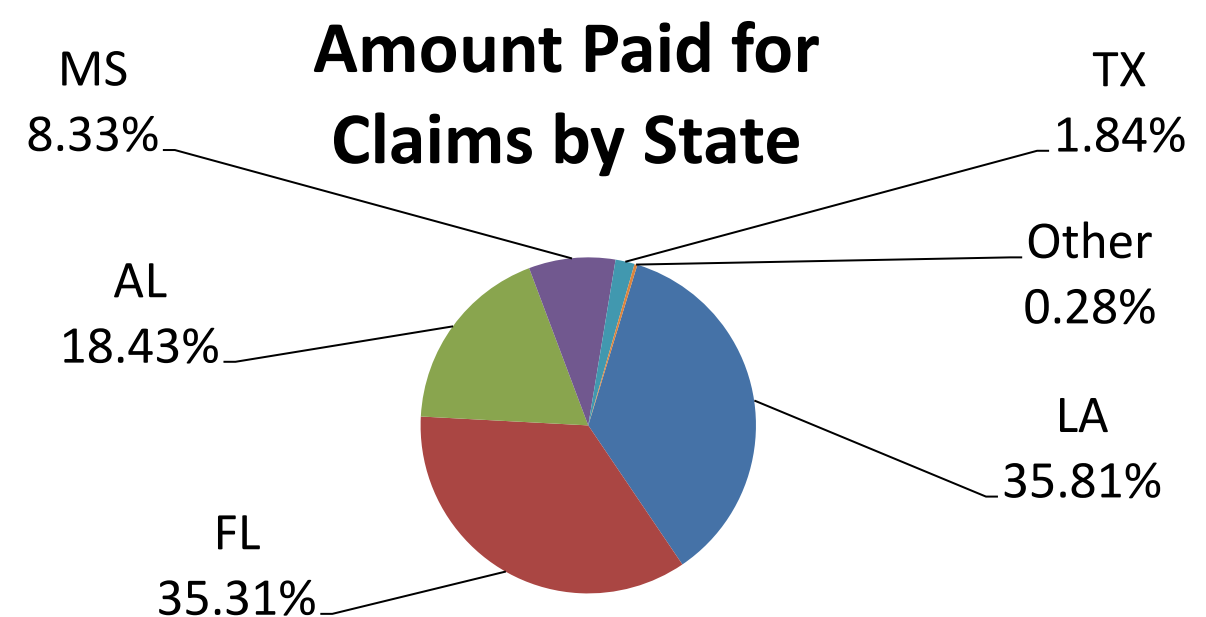
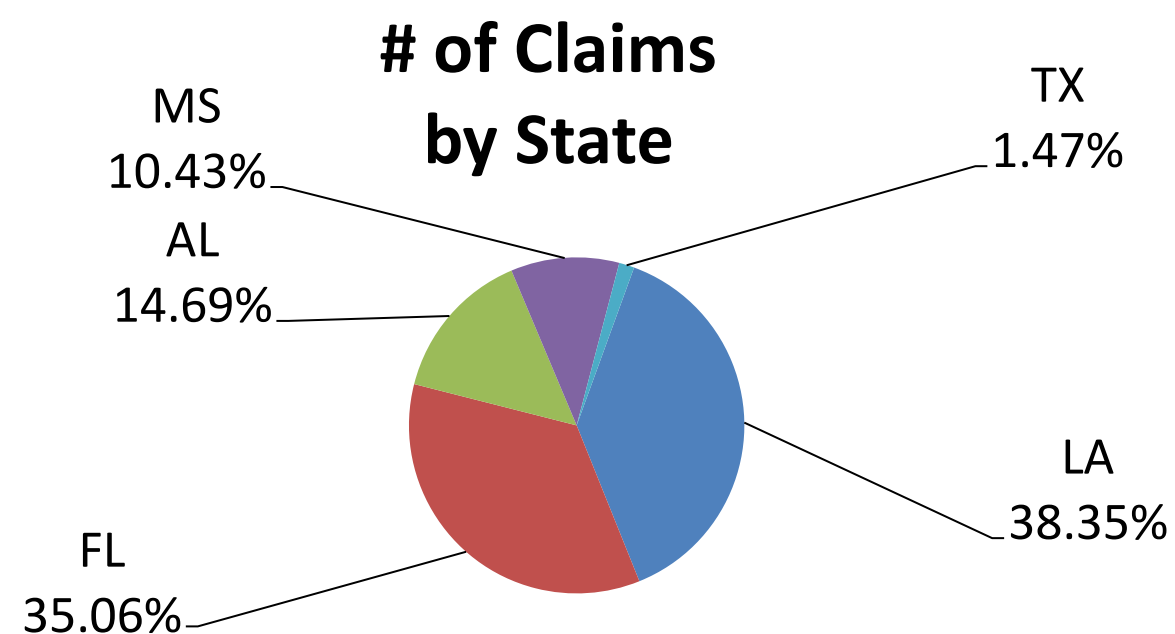
Claim State of Residence	Claims Submitted	No. of Claims Paid	Amount Paid
Louisiana	210,619	46,796	\$ 701,148,550.00
Florida	159,452	48,287	\$ 697,805,576.00
Alabama	71,577	20,774	\$ 359,823,128.38
Mississippi	54,918	11,887	\$ 175,655,336.50
Texas	9,647	2,169	\$ 72,422,400.00
Others	15,175	4,881	\$ 53,815,300.00
<b>Total to Date</b>	<b>521,388</b>	<b>134,794</b>	<b>\$ 2,060,670,290.88</b>



### Claims by State of Loss

(Claimants may have more than one Claim Type)

Claim State of Loss	Claims Submitted	No. of Claims Paid	Amount Paid
Louisiana	113,347	47,365	\$ 737,901,715.00
Florida	103,609	51,786	\$ 727,677,676.00
Alabama	43,420	22,411	\$ 379,794,800.00
Mississippi	30,827	11,456	\$ 171,629,100.00
Texas	4,342	1,481	\$ 37,976,000.00
Other State / Pending Location Verification		295	\$ 5,690,999.88
<b>Total to Date</b>		<b>134,794</b>	<b>\$ 2,060,670,290.88</b>





## GCCF Program Statistics - Overall Summary

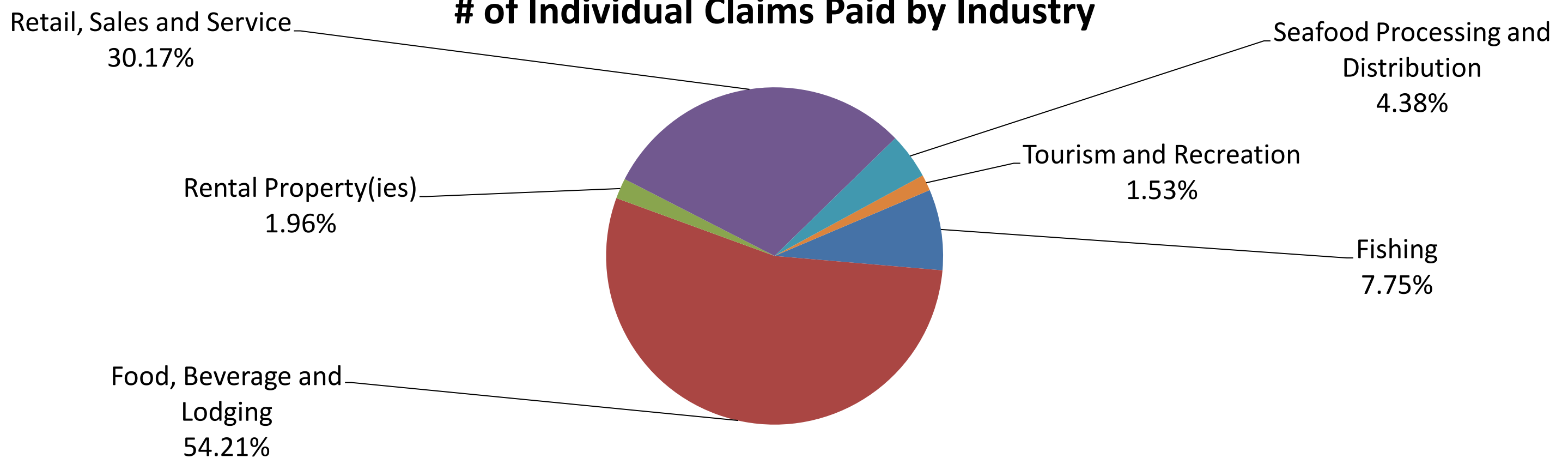
(as of November 29, 2010, 5:05 PM ET)

### Individual Lost Earnings or Profits Claims Paid by Industry

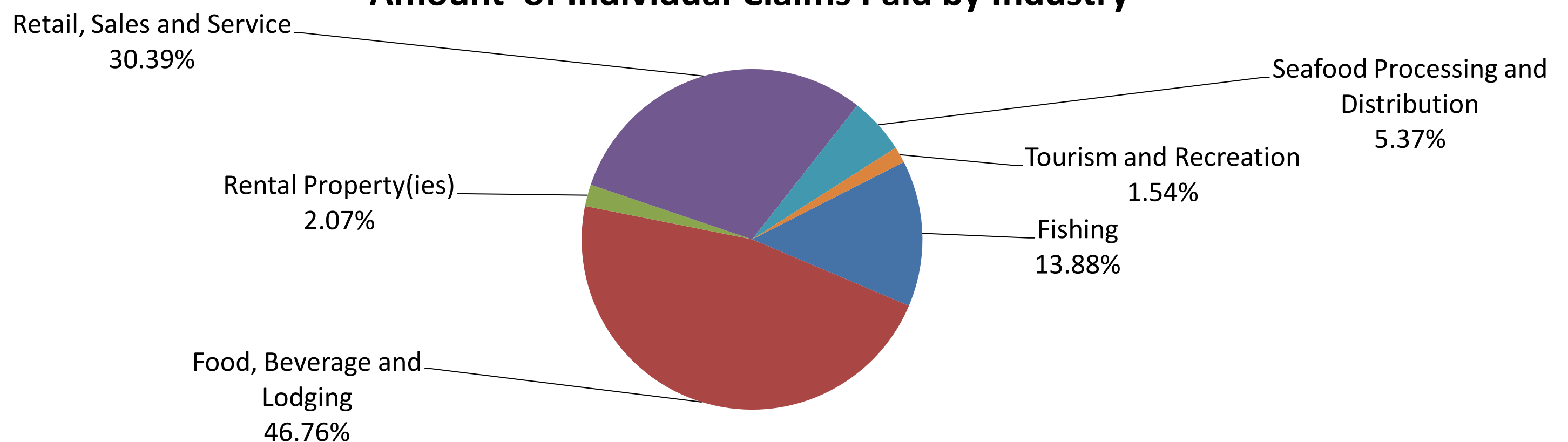
*(Claimants may have more than one Claim Type)*

Claims by Amount	No. of Claims Paid	Amount Paid
Fishing	7,725	\$ 124,461,000.00
Food, Beverage and Lodging	54,040	\$ 419,271,500.00
Rental Property(ies)	1,955	\$ 18,524,200.00
Retail, Sales and Service	30,077	\$ 272,545,700.00
Seafood Processing and Distribution	4,368	\$ 48,121,715.00
Tourism and Recreation	1,522	\$ 13,813,900.00
<b>Total to Date</b>	<b>99,687</b>	<b>\$ 896,738,015.00</b>

#### # of Individual Claims Paid by Industry



#### Amount of Individual Claims Paid by Industry



## GCCCF Program Statistics - Overall Summary

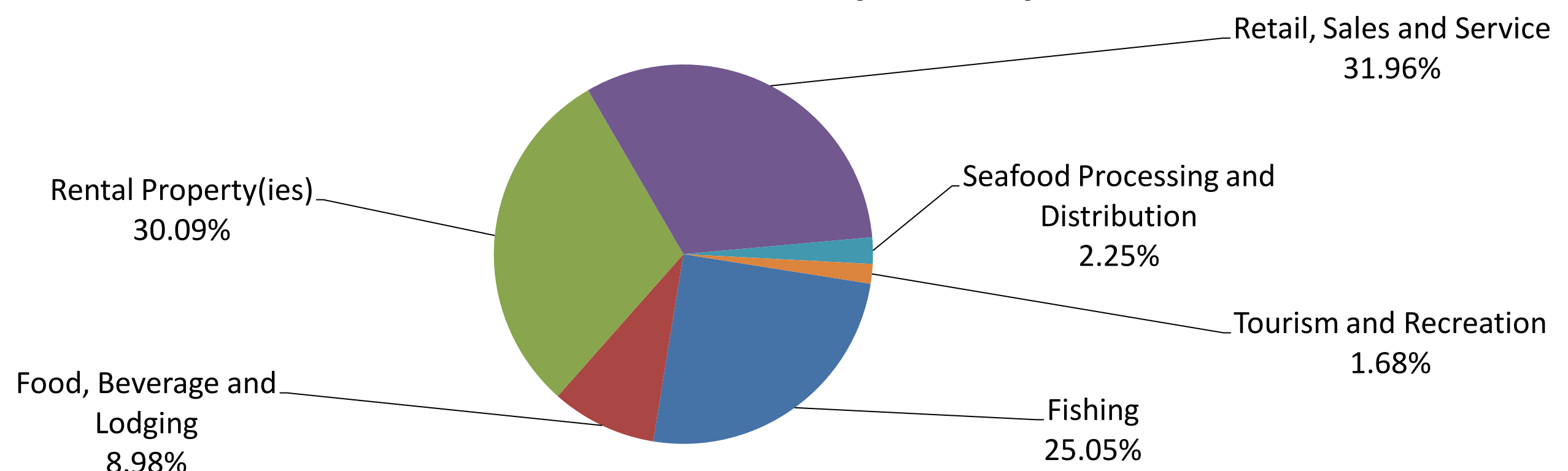
(as of November 29, 2010, 5:05 PM ET)

### Business Lost Earnings or Profits Claims Paid by Industry

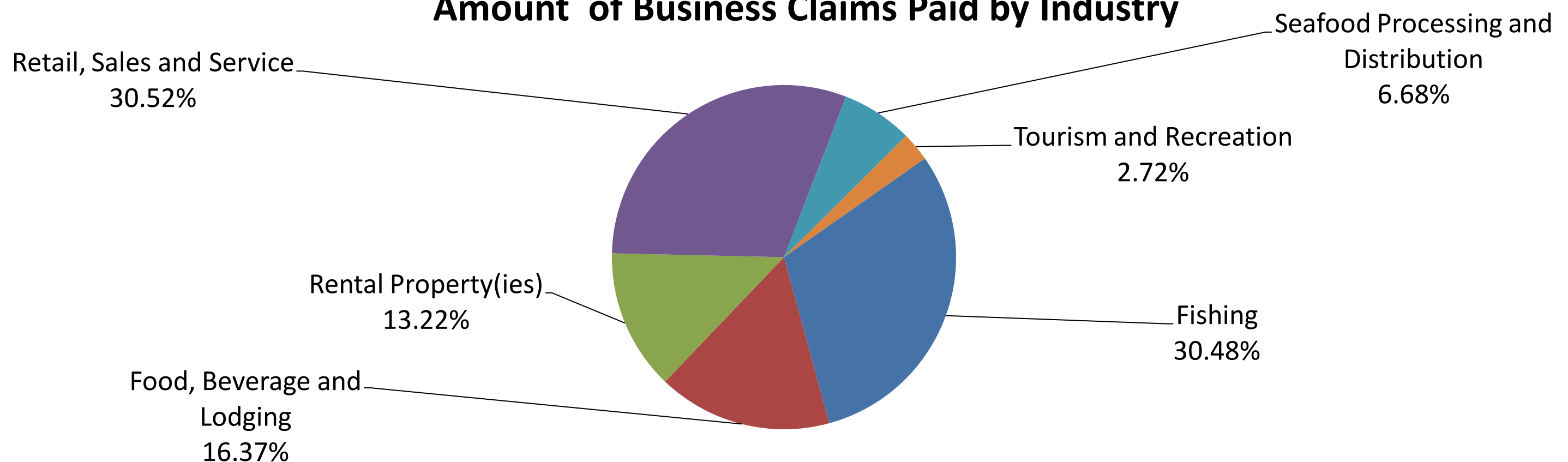
*(Claimants may have more than one Claim Type)*

Claims by Amount	No. of Claims Paid	Amount Paid
Fishing	8,764	\$ 354,583,400.00
Food, Beverage and Lodging	3,141	\$ 190,416,900.00
Rental Property(ies)	10,529	\$ 153,811,376.00
Retail, Sales and Service	11,181	\$ 354,939,200.00
Seafood Processing and Distribution	786	\$ 77,746,100.00
Tourism and Recreation	587	\$ 31,652,500.00
<b>Total to Date</b>	<b>34,988</b>	<b>\$ 1,163,149,476.00</b>

#### # of Business Claims Paid by Industry


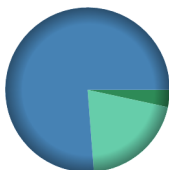
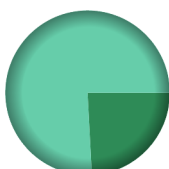




#### Amount of Business Claims Paid by Industry




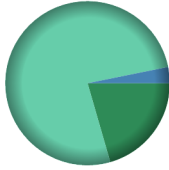


## GCCF Program Statistics - Overall Summary

(as of November 29, 2010, 5:05 PM ET)

County Name	Residents					
<b>Autauga (Alabama)</b>	<b>55</b>	<u>Claimant Type</u>	<u>Claims Paid</u>	<u>Amount Paid</u>	<b>Payments in County</b>	
		Resident of County	13	\$112,400.00	 <div> <span>Resident</span>  <span>Both</span> </div>	
		Resident and Loss in County	1	\$2,300.00		
		<b>Totals:</b>	<b>14</b>	<b>\$114,700.00</b>		
<b>Baldwin (Alabama)</b>	<b>26,478</b>	<u>Claimant Type</u>	<u>Claims Paid</u>	<u>Amount Paid</u>	<b>Payments in County</b>	
		Resident of County	571	\$8,637,663.38	 <div> <span>Resident</span>  <span>Loss</span>  <span>Both</span> </div>	
		Resident and Loss in County	9,491	\$194,848,300.00		
		Claim Loss in County	4,389	\$52,138,900.00		
		<b>Totals:</b>	<b>14,451</b>	<b>\$255,624,863.38</b>		
<b>Barbour (Alabama)</b>	<b>21</b>	<u>Claimant Type</u>	<u>Claims Paid</u>	<u>Amount Paid</u>	<b>Payments in County</b>	
		Resident of County	3	\$29,100.00	 <div> <span>Resident</span>  <span>Both</span> </div>	
		Resident and Loss in County	2	\$91,300.00		
		<b>Totals:</b>	<b>5</b>	<b>\$120,400.00</b>		
<b>Bibb (Alabama)</b>	<b>11</b>	<u>Claimant Type</u>	<u>Claims Paid</u>	<u>Amount Paid</u>	<b>Payments in County</b>	
		Resident of County	6	\$26,700.00	 <div> <span>Resident</span> </div>	
		<b>Totals:</b>	<b>6</b>	<b>\$26,700.00</b>		
<b>Blount (Alabama)</b>	<b>11</b>	<u>Claimant Type</u>	<u>Claims Paid</u>	<u>Amount Paid</u>	<b>Payments in County</b>	
		Resident of County	3	\$14,200.00	 <div> <span>Resident</span> </div>	
		<b>Totals:</b>	<b>3</b>	<b>\$14,200.00</b>		

## GCCCF Program Statistics - Overall Summary

(as of November 29, 2010, 5:05 PM ET)

<b>Bullock (Alabama)</b>	<b>7</b>	<u>Claimant Type</u>	<u>Claims Paid</u>	<u>Amount Paid</u>	<b>Payments in County</b>  <ul style="list-style-type: none"> <li>Resident</li> </ul>
		Resident of County	2	\$19,700.00	
		<b>Totals:</b>	<b>2</b>	<b>\$19,700.00</b>	
<b>Butler (Alabama)</b>	<b>39</b>	<u>Claimant Type</u>	<u>Claims Paid</u>	<u>Amount Paid</u>	<b>Payments in County</b>  <ul style="list-style-type: none"> <li>Resident</li> <li>Loss</li> <li>Both</li> </ul>
		Resident of County	4	\$34,800.00	
		Resident and Loss in County	1	\$5,400.00	
		Claim Loss in County	2	\$129,200.00	
		<b>Totals:</b>	<b>7</b>	<b>\$169,400.00</b>	
<b>Calhoun (Alabama)</b>	<b>106</b>	<u>Claimant Type</u>	<u>Claims Paid</u>	<u>Amount Paid</u>	<b>Payments in County</b>  <ul style="list-style-type: none"> <li>Resident</li> </ul>
		Resident of County	23	\$230,700.00	
		<b>Totals:</b>	<b>23</b>	<b>\$230,700.00</b>	
<b>Chambers (Alabama)</b>	<b>10</b>	<u>Claimant Type</u>	<u>Claims Paid</u>	<u>Amount Paid</u>	<b>Payments in County</b>  <ul style="list-style-type: none"> <li>Resident</li> </ul>
		Resident of County	2	\$27,000.00	
		<b>Totals:</b>	<b>2</b>	<b>\$27,000.00</b>	
<b>Cherokee (Alabama)</b>	<b>12</b>	<u>Claimant Type</u>	<u>Claims Paid</u>	<u>Amount Paid</u>	<b>Payments in County</b>  <ul style="list-style-type: none"> <li>Resident</li> </ul>
		Resident of County	6	\$44,600.00	
		<b>Totals:</b>	<b>6</b>	<b>\$44,600.00</b>	



## GCCCF Program Statistics - Overall Summary

(as of November 29, 2010, 5:05 PM ET)

<b>Chilton (Alabama)</b>	<b>23</b>	<u>Claimant Type</u>	<u>Claims Paid</u>	<u>Amount Paid</u>	<b>Payments in County</b>  <ul style="list-style-type: none"> <li>Resident</li> <li>Both</li> </ul>
		Resident of County	4	\$38,300.00	
		Resident and Loss in County	2	\$79,900.00	
		<b>Totals:</b>	<b>6</b>	<b>\$118,200.00</b>	
<b>Choctaw (Alabama)</b>	<b>37</b>	<u>Claimant Type</u>	<u>Claims Paid</u>	<u>Amount Paid</u>	<b>Payments in County</b>  <ul style="list-style-type: none"> <li>Resident</li> <li>Both</li> </ul>
		Resident of County	2	\$11,000.00	
		Resident and Loss in County	1	\$68,400.00	
		<b>Totals:</b>	<b>3</b>	<b>\$79,400.00</b>	
<b>Clarke (Alabama)</b>	<b>240</b>	<u>Claimant Type</u>	<u>Claims Paid</u>	<u>Amount Paid</u>	<b>Payments in County</b>  <ul style="list-style-type: none"> <li>Resident</li> <li>Loss</li> <li>Both</li> </ul>
		Resident of County	30	\$293,500.00	
		Resident and Loss in County	4	\$40,400.00	
		Claim Loss in County	4	\$50,100.00	
		<b>Totals:</b>	<b>38</b>	<b>\$384,000.00</b>	
<b>Clay (Alabama)</b>	<b>8</b>	<u>Claimant Type</u>	<u>Claims Paid</u>	<u>Amount Paid</u>	<b>Payments in County</b>  <ul style="list-style-type: none"> <li>Resident</li> </ul>
		Resident of County	4	\$55,200.00	
		<b>Totals:</b>	<b>4</b>	<b>\$55,200.00</b>	
<b>Cleburne (Alabama)</b>	<b>5</b>	<u>Claimant Type</u>	<u>Claims Paid</u>	<u>Amount Paid</u>	<b>Payments in County</b>  <ul style="list-style-type: none"> <li>Resident</li> </ul>
		Resident of County	1	\$3,000.00	
		<b>Totals:</b>	<b>1</b>	<b>\$3,000.00</b>	

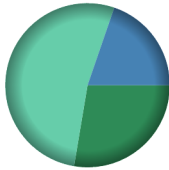

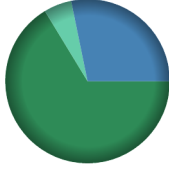


## GCCF Program Statistics - Overall Summary

(as of November 29, 2010, 5:05 PM ET)

<b>Coffee (Alabama)</b>	<b>58</b>	<u>Claimant Type</u>	<u>Claims Paid</u>	<u>Amount Paid</u>	<b>Payments in County</b>  <ul style="list-style-type: none"> <li>Resident</li> <li>Both</li> </ul>
		Resident of County	12	\$144,400.00	
		Resident and Loss in County	1	\$3,000.00	
		<b>Totals:</b>	<b>13</b>	<b>\$147,400.00</b>	
<b>Colbert (Alabama)</b>	<b>44</b>	<u>Claimant Type</u>	<u>Claims Paid</u>	<u>Amount Paid</u>	<b>Payments in County</b>  <ul style="list-style-type: none"> <li>Resident</li> </ul>
		Resident of County	25	\$248,100.00	
		<b>Totals:</b>	<b>25</b>	<b>\$248,100.00</b>	
<b>Conecuh (Alabama)</b>	<b>32</b>	<u>Claimant Type</u>	<u>Claims Paid</u>	<u>Amount Paid</u>	<b>Payments in County</b>  <ul style="list-style-type: none"> <li>Resident</li> </ul>
		Resident of County	5	\$51,700.00	
		<b>Totals:</b>	<b>5</b>	<b>\$51,700.00</b>	
<b>Coosa (Alabama)</b>	<b>6</b>	<u>Claimant Type</u>	<u>Claims Paid</u>	<u>Amount Paid</u>	<b>Payments in County</b>  <ul style="list-style-type: none"> <li>Resident</li> <li>Both</li> </ul>
		Resident of County	4	\$42,700.00	
		Resident and Loss in County	1	\$150,000.00	
		<b>Totals:</b>	<b>5</b>	<b>\$192,700.00</b>	
<b>Covington (Alabama)</b>	<b>133</b>	<u>Claimant Type</u>	<u>Claims Paid</u>	<u>Amount Paid</u>	<b>Payments in County</b>  <ul style="list-style-type: none"> <li>Resident</li> <li>Loss</li> <li>Both</li> </ul>
		Resident of County	31	\$595,800.00	
		Resident and Loss in County	3	\$97,800.00	
		Claim Loss in County	2	\$109,500.00	
		<b>Totals:</b>	<b>36</b>	<b>\$803,100.00</b>	

## GCCF Program Statistics - Overall Summary

(as of November 29, 2010, 5:05 PM ET)

<b>Crenshaw (Alabama)</b>	<b>29</b>	<u>Claimant Type</u>	<u>Claims Paid</u>	<u>Amount Paid</u>	<b>Payments in County</b>  <ul style="list-style-type: none"> <li>Resident</li> <li>Loss</li> <li>Both</li> </ul>
		Resident of County	1	\$2,100.00	
		Resident and Loss in County	1	\$1,500.00	
		Claim Loss in County	1	\$4,000.00	
		<b>Totals:</b>	<b>3</b>	<b>\$7,600.00</b>	
<b>Cullman (Alabama)</b>	<b>61</b>	<u>Claimant Type</u>	<u>Claims Paid</u>	<u>Amount Paid</u>	<b>Payments in County</b>  <ul style="list-style-type: none"> <li>Resident</li> </ul>
		Resident of County	37	\$354,400.00	
		<b>Totals:</b>	<b>37</b>	<b>\$354,400.00</b>	
<b>Dale (Alabama)</b>	<b>52</b>	<u>Claimant Type</u>	<u>Claims Paid</u>	<u>Amount Paid</u>	<b>Payments in County</b>  <ul style="list-style-type: none"> <li>Resident</li> <li>Loss</li> <li>Both</li> </ul>
		Resident of County	11	\$88,400.00	
		Resident and Loss in County	1	\$37,600.00	
		Claim Loss in County	1	\$7,300.00	
		<b>Totals:</b>	<b>13</b>	<b>\$133,300.00</b>	
<b>Dallas (Alabama)</b>	<b>61</b>	<u>Claimant Type</u>	<u>Claims Paid</u>	<u>Amount Paid</u>	<b>Payments in County</b>  <ul style="list-style-type: none"> <li>Resident</li> <li>Both</li> </ul>
		Resident of County	10	\$108,600.00	
		Resident and Loss in County	1	\$15,000.00	
		<b>Totals:</b>	<b>11</b>	<b>\$123,600.00</b>	
<b>Dekalb (Alabama)</b>	<b>23</b>	<u>Claimant Type</u>	<u>Claims Paid</u>	<u>Amount Paid</u>	<b>Payments in County</b>  <ul style="list-style-type: none"> <li>Resident</li> <li>Loss</li> </ul>
		Resident of County	14	\$144,100.00	
		Claim Loss in County	1	\$10,800.00	
		<b>Totals:</b>	<b>15</b>	<b>\$154,900.00</b>	

## GCCCF Program Statistics - Overall Summary

(as of November 29, 2010, 5:05 PM ET)

<b>Elmore (Alabama)</b>	<b>69</b>	<u>Claimant Type</u>	<u>Claims Paid</u>	<u>Amount Paid</u>	<b>Payments in County</b> 
		Resident of County	22	\$235,300.00	
		Resident and Loss in County	1	\$19,200.00	
		<b>Totals:</b>	<b>23</b>	<b>\$254,500.00</b>	
<b>Escambia (Alabama)</b>	<b>381</b>	<u>Claimant Type</u>	<u>Claims Paid</u>	<u>Amount Paid</u>	<b>Payments in County</b> 
		Resident of County	57	\$752,600.00	
		Resident and Loss in County	14	\$138,200.00	
		Claim Loss in County	9	\$150,500.00	
		<b>Totals:</b>	<b>80</b>	<b>\$1,041,300.00</b>	
<b>Etowah (Alabama)</b>	<b>82</b>	<u>Claimant Type</u>	<u>Claims Paid</u>	<u>Amount Paid</u>	<b>Payments in County</b> 
		Resident of County	33	\$486,200.00	
		<b>Totals:</b>	<b>33</b>	<b>\$486,200.00</b>	
<b>Fayette (Alabama)</b>	<b>17</b>	<u>Claimant Type</u>	<u>Claims Paid</u>	<u>Amount Paid</u>	<b>Payments in County</b> 
		Resident of County	12	\$76,100.00	
		<b>Totals:</b>	<b>12</b>	<b>\$76,100.00</b>	
<b>Franklin (Alabama)</b>	<b>11</b>	<u>Claimant Type</u>	<u>Claims Paid</u>	<u>Amount Paid</u>	<b>Payments in County</b> 
		Resident of County	7	\$65,900.00	
		<b>Totals:</b>	<b>7</b>	<b>\$65,900.00</b>	



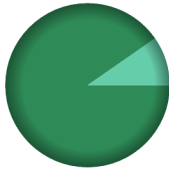


## GCCCF Program Statistics - Overall Summary

(as of November 29, 2010, 5:05 PM ET)

<b>Geneva (Alabama)</b>	<b>79</b>	<u>Claimant Type</u>	<u>Claims Paid</u>	<u>Amount Paid</u>	Payments in County
		Resident of County	18	\$157,200.00	 <div> <span style="color: green;">■</span> Resident </div>
		<b>Totals:</b>	<b>18</b>	<b>\$157,200.00</b>	
<b>Greene (Alabama)</b>	<b>6</b>	<u>Claimant Type</u>	<u>Claims Paid</u>	<u>Amount Paid</u>	Payments in County
		Resident of County	5	\$30,900.00	 <div> <span style="color: green;">■</span> Resident </div>
		<b>Totals:</b>	<b>5</b>	<b>\$30,900.00</b>	
<b>Hale (Alabama)</b>	<b>17</b>	<u>Claimant Type</u>	<u>Claims Paid</u>	<u>Amount Paid</u>	Payments in County
		Resident of County	8	\$147,900.00	 <div> <span style="color: green;">■</span> Resident  <span style="color: lightgreen;">■</span> Both </div>
		Resident and Loss in County	1	\$100,000.00	
		<b>Totals:</b>	<b>9</b>	<b>\$247,900.00</b>	
<b>Henry (Alabama)</b>	<b>18</b>	<u>Claimant Type</u>	<u>Claims Paid</u>	<u>Amount Paid</u>	Payments in County
		Resident of County	3	\$15,600.00	 <div> <span style="color: green;">■</span> Resident </div>
		<b>Totals:</b>	<b>3</b>	<b>\$15,600.00</b>	
<b>Houston (Alabama)</b>	<b>214</b>	<u>Claimant Type</u>	<u>Claims Paid</u>	<u>Amount Paid</u>	Payments in County
		Resident of County	38	\$289,100.00	 <div> <span style="color: green;">■</span> Resident  <span style="color: lightgreen;">■</span> Loss  <span style="color: blue;">■</span> Both </div>
		Resident and Loss in County	3	\$205,900.00	
		Claim Loss in County	1	\$6,000.00	
		<b>Totals:</b>	<b>42</b>	<b>\$501,000.00</b>	

## GCCCF Program Statistics - Overall Summary

(as of November 29, 2010, 5:05 PM ET)

<b>Jackson (Alabama)</b>	<b>22</b>	<u>Claimant Type</u>	<u>Claims Paid</u>	<u>Amount Paid</u>	<b>Payments in County</b>  <ul style="list-style-type: none"> <li>Resident</li> <li>Loss</li> </ul>
		Resident of County	11	\$135,400.00	
		Claim Loss in County	1	\$14,500.00	
		<b>Totals:</b>	<b>12</b>	<b>\$149,900.00</b>	
<b>Jefferson (Alabama)</b>	<b>829</b>	<u>Claimant Type</u>	<u>Claims Paid</u>	<u>Amount Paid</u>	<b>Payments in County</b>  <ul style="list-style-type: none"> <li>Resident</li> <li>Loss</li> <li>Both</li> </ul>
		Resident of County	355	\$4,068,000.00	
		Resident and Loss in County	7	\$110,000.00	
		Claim Loss in County	4	\$59,700.00	
		<b>Totals:</b>	<b>366</b>	<b>\$4,237,700.00</b>	
<b>Lamar (Alabama)</b>	<b>2</b>	<u>Claimant Type</u>	<u>Claims Paid</u>	<u>Amount Paid</u>	<b>Payments in County</b>  <ul style="list-style-type: none"> <li>Resident</li> </ul>
		Resident of County	1	\$1,000.00	
		<b>Totals:</b>	<b>1</b>	<b>\$1,000.00</b>	
<b>Lauderdale (Alabama)</b>	<b>51</b>	<u>Claimant Type</u>	<u>Claims Paid</u>	<u>Amount Paid</u>	<b>Payments in County</b>  <ul style="list-style-type: none"> <li>Resident</li> </ul>
		Resident of County	21	\$193,100.00	
		<b>Totals:</b>	<b>21</b>	<b>\$193,100.00</b>	
<b>Lawrence (Alabama)</b>	<b>7</b>	<u>Claimant Type</u>	<u>Claims Paid</u>	<u>Amount Paid</u>	<b>Payments in County</b>  <ul style="list-style-type: none"> <li>Resident</li> <li>Loss</li> </ul>
		Resident of County	2	\$21,200.00	
		Claim Loss in County	1	\$1,400.00	
		<b>Totals:</b>	<b>3</b>	<b>\$22,600.00</b>	



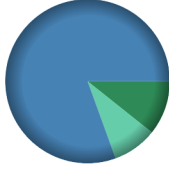

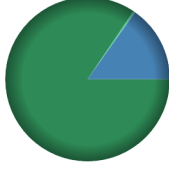
## GCCCF Program Statistics - Overall Summary

(as of November 29, 2010, 5:05 PM ET)

Lee (Alabama)	128	<u>Claimant Type</u>	<u>Claims Paid</u>	<u>Amount Paid</u>	Payments in County
		Resident of County	43	\$398,800.00	 <div> <span>Resident</span> </div>
		<b>Totals:</b>	<b>43</b>	<b>\$398,800.00</b>	
Limestone (Alabama)	49	<u>Claimant Type</u>	<u>Claims Paid</u>	<u>Amount Paid</u>	Payments in County
		Resident of County	31	\$443,200.00	 <div> <span>Resident</span> </div>
		<b>Totals:</b>	<b>31</b>	<b>\$443,200.00</b>	
Macon (Alabama)	7	<u>Claimant Type</u>	<u>Claims Paid</u>	<u>Amount Paid</u>	Payments in County
		Resident of County	2	\$7,500.00	 <div> <span>Resident</span> </div>
		<b>Totals:</b>	<b>2</b>	<b>\$7,500.00</b>	
Madison (Alabama)	321	<u>Claimant Type</u>	<u>Claims Paid</u>	<u>Amount Paid</u>	Payments in County
		Resident of County	149	\$1,704,500.00	 <div> <span>Resident</span>  <span>Loss</span>  <span>Both</span> </div>
		Resident and Loss in County	6	\$60,300.00	
		Claim Loss in County	2	\$6,100.00	
		<b>Totals:</b>	<b>157</b>	<b>\$1,770,900.00</b>	
Marengo (Alabama)	31	<u>Claimant Type</u>	<u>Claims Paid</u>	<u>Amount Paid</u>	Payments in County
		Resident of County	12	\$87,200.00	 <div> <span>Resident</span> </div>
		<b>Totals:</b>	<b>12</b>	<b>\$87,200.00</b>	

## GCCF Program Statistics - Overall Summary

(as of November 29, 2010, 5:05 PM ET)

<b>Marion (Alabama)</b>	<b>8</b>	<u>Claimant Type</u>	<u>Claims Paid</u>	<u>Amount Paid</u>	<b>Payments in County</b>  <ul style="list-style-type: none"> <li>Resident</li> </ul>
		Resident of County	1	\$1,200.00	
		<b>Totals:</b>	<b>1</b>	<b>\$1,200.00</b>	
<b>Marshall (Alabama)</b>	<b>62</b>	<u>Claimant Type</u>	<u>Claims Paid</u>	<u>Amount Paid</u>	<b>Payments in County</b>  <ul style="list-style-type: none"> <li>Resident</li> <li>Both</li> </ul>
		Resident of County	30	\$393,900.00	
		Resident and Loss in County	1	\$37,200.00	
		<b>Totals:</b>	<b>31</b>	<b>\$431,100.00</b>	
<b>Mobile (Alabama)</b>	<b>36,533</b>	<u>Claimant Type</u>	<u>Claims Paid</u>	<u>Amount Paid</u>	<b>Payments in County</b>  <ul style="list-style-type: none"> <li>Resident</li> <li>Loss</li> <li>Both</li> </ul>
		Resident of County	1,183	\$15,598,965.00	
		Resident and Loss in County	7,654	\$117,166,500.00	
		Claim Loss in County	748	\$12,719,700.00	
<b>Monroe (Alabama)</b>	<b>129</b>	<u>Claimant Type</u>	<u>Claims Paid</u>	<u>Amount Paid</u>	<b>Payments in County</b>  <ul style="list-style-type: none"> <li>Resident</li> <li>Both</li> </ul>
		Resident of County	39	\$625,000.00	
		Resident and Loss in County	11	\$145,400.00	
		<b>Totals:</b>	<b>50</b>	<b>\$770,400.00</b>	
<b>Montgomery (Alabama)</b>	<b>345</b>	<u>Claimant Type</u>	<u>Claims Paid</u>	<u>Amount Paid</u>	<b>Payments in County</b>  <ul style="list-style-type: none"> <li>Resident</li> <li>Loss</li> <li>Both</li> </ul>
		Resident of County	109	\$1,991,100.00	
		Resident and Loss in County	9	\$358,100.00	
		Claim Loss in County	2	\$8,600.00	
		<b>Totals:</b>	<b>120</b>	<b>\$2,357,800.00</b>	



## GCCCF Program Statistics - Overall Summary

(as of November 29, 2010, 5:05 PM ET)

<b>Morgan (Alabama)</b>	<b>97</b>	<u>Claimant Type</u>	<u>Claims Paid</u>	<u>Amount Paid</u>	<b>Payments in County</b>  <div> <span>Resident</span>  <span>Both</span> </div>
		Resident of County	54	\$578,300.00	
		Resident and Loss in County	1	\$2,400.00	
		<b>Totals:</b>	<b>55</b>	<b>\$580,700.00</b>	
<b>Perry (Alabama)</b>	<b>4</b>	<u>Claimant Type</u>	<u>Claims Paid</u>	<u>Amount Paid</u>	<b>Payments in County</b>  <div> <span>Loss</span> </div>
		Claim Loss in County	1	\$35,000.00	
		<b>Totals:</b>	<b>1</b>	<b>\$35,000.00</b>	
<b>Pickens (Alabama)</b>	<b>12</b>	<u>Claimant Type</u>	<u>Claims Paid</u>	<u>Amount Paid</u>	<b>Payments in County</b>  <div> <span>Resident</span> </div>
		Resident of County	4	\$58,700.00	
		<b>Totals:</b>	<b>4</b>	<b>\$58,700.00</b>	
<b>Pike (Alabama)</b>	<b>46</b>	<u>Claimant Type</u>	<u>Claims Paid</u>	<u>Amount Paid</u>	<b>Payments in County</b>  <div> <span>Resident</span> </div>
		Resident of County	8	\$53,000.00	
		<b>Totals:</b>	<b>8</b>	<b>\$53,000.00</b>	
<b>Randolph (Alabama)</b>	<b>8</b>	<u>Claimant Type</u>	<u>Claims Paid</u>	<u>Amount Paid</u>	<b>Payments in County</b>  <div> <span>Resident</span>  <span>Both</span> </div>
		Resident of County	4	\$50,300.00	
		Resident and Loss in County	1	\$6,600.00	
		<b>Totals:</b>	<b>5</b>	<b>\$56,900.00</b>	


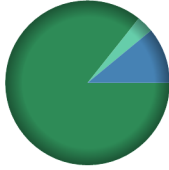

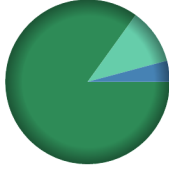
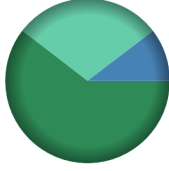
## GCCF Program Statistics - Overall Summary

(as of November 29, 2010, 5:05 PM ET)

<b>Russell (Alabama)</b>	<b>28</b>	<u>Claimant Type</u>	<u>Claims Paid</u>	<u>Amount Paid</u>	Payments in County
		Resident of County	5	\$43,600.00	 <div> <span style="color: green;">■</span> Resident         </div>
		<b>Totals:</b>	<b>5</b>	<b>\$43,600.00</b>	
<b>Shelby (Alabama)</b>	<b>305</b>	<u>Claimant Type</u>	<u>Claims Paid</u>	<u>Amount Paid</u>	Payments in County
		Resident of County	148	\$1,650,900.00	 <div> <span style="color: green;">■</span> Resident  <span style="color: lightgreen;">■</span> Loss  <span style="color: blue;">■</span> Both         </div>
		Resident and Loss in County	2	\$23,500.00	
		Claim Loss in County	1	\$28,800.00	
		<b>Totals:</b>	<b>151</b>	<b>\$1,703,200.00</b>	
<b>St. Clair (Alabama)</b>	<b>48</b>	<u>Claimant Type</u>	<u>Claims Paid</u>	<u>Amount Paid</u>	Payments in County
		Resident of County	25	\$337,400.00	 <div> <span style="color: green;">■</span> Resident  <span style="color: lightgreen;">■</span> Both         </div>
		Resident and Loss in County	1	\$32,700.00	
		<b>Totals:</b>	<b>26</b>	<b>\$370,100.00</b>	
<b>Sumter (Alabama)</b>	<b>11</b>	<u>Claimant Type</u>	<u>Claims Paid</u>	<u>Amount Paid</u>	Payments in County
		Resident of County	1	\$46,200.00	 <div> <span style="color: green;">■</span> Resident         </div>
		<b>Totals:</b>	<b>1</b>	<b>\$46,200.00</b>	
<b>Talladega (Alabama)</b>	<b>65</b>	<u>Claimant Type</u>	<u>Claims Paid</u>	<u>Amount Paid</u>	Payments in County
		Resident of County	25	\$152,000.00	 <div> <span style="color: green;">■</span> Resident         </div>
		<b>Totals:</b>	<b>25</b>	<b>\$152,000.00</b>	

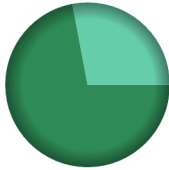

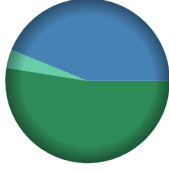
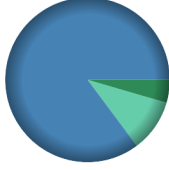
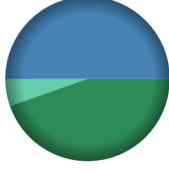
## GCCF Program Statistics - Overall Summary

(as of November 29, 2010, 5:05 PM ET)

<b>Tallapoosa (Alabama)</b>	<b>36</b>	<u>Claimant Type</u>	<u>Claims Paid</u>	<u>Amount Paid</u>	<b>Payments in County</b>  <ul style="list-style-type: none"> <li>Resident</li> </ul>
		Resident of County	10	\$68,900.00	
		<b>Totals:</b>	<b>10</b>	<b>\$68,900.00</b>	
<b>Tuscaloosa (Alabama)</b>	<b>292</b>	<u>Claimant Type</u>	<u>Claims Paid</u>	<u>Amount Paid</u>	<b>Payments in County</b>  <ul style="list-style-type: none"> <li>Resident</li> <li>Loss</li> <li>Both</li> </ul>
		Resident of County	139	\$1,255,200.00	
		Resident and Loss in County	4	\$160,600.00	
		Claim Loss in County	2	\$49,000.00	
		<b>Totals:</b>	<b>145</b>	<b>\$1,464,800.00</b>	
<b>Unknown (Alabama)</b>	<b>138</b>	<u>Claimant Type</u>	<u>Claims Paid</u>	<u>Amount Paid</u>	<b>Payments in County</b>  <ul style="list-style-type: none"> <li>Resident</li> </ul>
		Resident of County	47	\$1,301,700.00	
		<b>Totals:</b>	<b>47</b>	<b>\$1,301,700.00</b>	
<b>Walker (Alabama)</b>	<b>40</b>	<u>Claimant Type</u>	<u>Claims Paid</u>	<u>Amount Paid</u>	<b>Payments in County</b>  <ul style="list-style-type: none"> <li>Resident</li> <li>Loss</li> <li>Both</li> </ul>
		Resident of County	18	\$217,700.00	
		Resident and Loss in County	1	\$10,600.00	
		Claim Loss in County	2	\$28,000.00	
		<b>Totals:</b>	<b>21</b>	<b>\$256,300.00</b>	
<b>Washington (Alabama)</b>	<b>287</b>	<u>Claimant Type</u>	<u>Claims Paid</u>	<u>Amount Paid</u>	<b>Payments in County</b>  <ul style="list-style-type: none"> <li>Resident</li> <li>Loss</li> <li>Both</li> </ul>
		Resident of County	21	\$233,300.00	
		Resident and Loss in County	2	\$40,000.00	
		Claim Loss in County	5	\$112,600.00	
		<b>Totals:</b>	<b>28</b>	<b>\$385,900.00</b>	

## GCCCF Program Statistics - Overall Summary

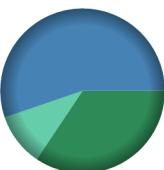

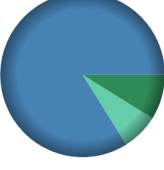
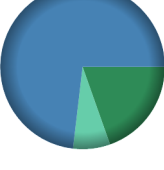
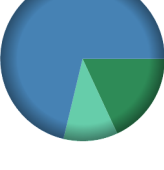
(as of November 29, 2010, 5:05 PM ET)

<b>Wilcox (Alabama)</b>	<b>74</b>	<u>Claimant Type</u>	<u>Claims Paid</u>	<u>Amount Paid</u>	<b>Payments in County</b>  <ul style="list-style-type: none"> <li>Resident</li> <li>Both</li> </ul>
		Resident of County	11	\$172,600.00	
		Resident and Loss in County	3	\$67,000.00	
		<b>Totals:</b>	<b>14</b>	<b>\$239,600.00</b>	
<b>Winston (Alabama)</b>	<b>15</b>	<u>Claimant Type</u>	<u>Claims Paid</u>	<u>Amount Paid</u>	<b>Payments in County</b>  <ul style="list-style-type: none"> <li>Resident</li> </ul>
		Resident of County	6	\$193,200.00	
		<b>Totals:</b>	<b>6</b>	<b>\$193,200.00</b>	
<b>Alachua (Florida)</b>	<b>119</b>	<u>Claimant Type</u>	<u>Claims Paid</u>	<u>Amount Paid</u>	<b>Payments in County</b>  <ul style="list-style-type: none"> <li>Resident</li> <li>Loss</li> <li>Both</li> </ul>
		Resident of County	24	\$174,500.00	
		Resident and Loss in County	5	\$145,600.00	
		Claim Loss in County	1	\$12,000.00	
		<b>Totals:</b>	<b>30</b>	<b>\$332,100.00</b>	
<b>Bay (Florida)</b>	<b>34,864</b>	<u>Claimant Type</u>	<u>Claims Paid</u>	<u>Amount Paid</u>	<b>Payments in County</b>  <ul style="list-style-type: none"> <li>Resident</li> <li>Loss</li> <li>Both</li> </ul>
		Resident of County	663	\$7,886,200.00	
		Resident and Loss in County	11,258	\$148,812,576.00	
		Claim Loss in County	1,837	\$17,952,500.00	
		<b>Totals:</b>	<b>13,758</b>	<b>\$174,651,276.00</b>	
<b>Brevard (Florida)</b>	<b>199</b>	<u>Claimant Type</u>	<u>Claims Paid</u>	<u>Amount Paid</u>	<b>Payments in County</b>  <ul style="list-style-type: none"> <li>Resident</li> <li>Loss</li> <li>Both</li> </ul>
		Resident of County	13	\$254,100.00	
		Resident and Loss in County	8	\$284,600.00	
		Claim Loss in County	2	\$30,300.00	
		<b>Totals:</b>	<b>23</b>	<b>\$569,000.00</b>	



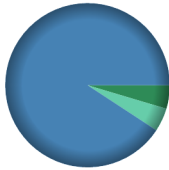
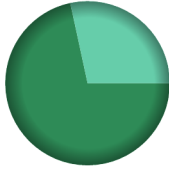
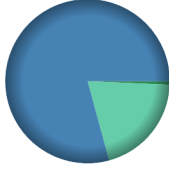
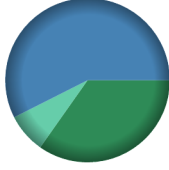
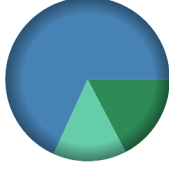
## GCCF Program Statistics - Overall Summary

(as of November 29, 2010, 5:05 PM ET)

<b>Broward (Florida)</b>	<b>1,199</b>	<u>Claimant Type</u>	<u>Claims Paid</u>	<u>Amount Paid</u>	<b>Payments in County</b>  <ul style="list-style-type: none"> <li>Resident</li> <li>Loss</li> <li>Both</li> </ul>
		Resident of County	31	\$992,700.00	
		Resident and Loss in County	10	\$1,594,300.00	
		Claim Loss in County	13	\$298,900.00	
		<b>Totals:</b>	<b>54</b>	<b>\$2,885,900.00</b>	
<b>Calhoun (Florida)</b>	<b>200</b>	<u>Claimant Type</u>	<u>Claims Paid</u>	<u>Amount Paid</u>	<b>Payments in County</b>  <ul style="list-style-type: none"> <li>Resident</li> <li>Loss</li> <li>Both</li> </ul>
		Resident of County	28	\$296,100.00	
		Resident and Loss in County	1	\$6,000.00	
		Claim Loss in County	1	\$4,200.00	
		<b>Totals:</b>	<b>30</b>	<b>\$306,300.00</b>	
<b>Charlotte (Florida)</b>	<b>325</b>	<u>Claimant Type</u>	<u>Claims Paid</u>	<u>Amount Paid</u>	<b>Payments in County</b>  <ul style="list-style-type: none"> <li>Resident</li> <li>Loss</li> <li>Both</li> </ul>
		Resident of County	11	\$131,800.00	
		Resident and Loss in County	41	\$1,250,000.00	
		Claim Loss in County	14	\$108,100.00	
		<b>Totals:</b>	<b>66</b>	<b>\$1,489,900.00</b>	
<b>Citrus (Florida)</b>	<b>273</b>	<u>Claimant Type</u>	<u>Claims Paid</u>	<u>Amount Paid</u>	<b>Payments in County</b>  <ul style="list-style-type: none"> <li>Resident</li> <li>Loss</li> <li>Both</li> </ul>
		Resident of County	25	\$449,900.00	
		Resident and Loss in County	93	\$1,680,100.00	
		Claim Loss in County	8	\$167,100.00	
		<b>Totals:</b>	<b>126</b>	<b>\$2,297,100.00</b>	
<b>Clay (Florida)</b>	<b>72</b>	<u>Claimant Type</u>	<u>Claims Paid</u>	<u>Amount Paid</u>	<b>Payments in County</b>  <ul style="list-style-type: none"> <li>Resident</li> <li>Loss</li> <li>Both</li> </ul>
		Resident of County	6	\$31,700.00	
		Resident and Loss in County	1	\$125,000.00	
		Claim Loss in County	1	\$18,700.00	
		<b>Totals:</b>	<b>8</b>	<b>\$175,400.00</b>	

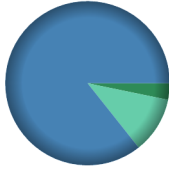
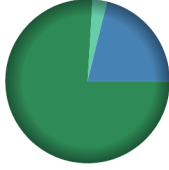
## GCCF Program Statistics - Overall Summary

(as of November 29, 2010, 5:05 PM ET)

<b>Collier (Florida)</b>	<b>12,858</b>	<u>Claimant Type</u>	<u>Claims Paid</u>	<u>Amount Paid</u>	<b>Payments in County</b>  <ul style="list-style-type: none"> <li>Resident</li> <li>Loss</li> <li>Both</li> </ul>
		Resident of County	106	\$899,500.00	
		Resident and Loss in County	1,887	\$17,669,300.00	
		Claim Loss in County	112	\$900,500.00	
		<b>Totals:</b>	<b>2,105</b>	<b>\$19,469,300.00</b>	
<b>Columbia (Florida)</b>	<b>27</b>	<u>Claimant Type</u>	<u>Claims Paid</u>	<u>Amount Paid</u>	<b>Payments in County</b>  <ul style="list-style-type: none"> <li>Resident</li> <li>Both</li> </ul>
		Resident of County	6	\$101,000.00	
		Resident and Loss in County	1	\$40,000.00	
		<b>Totals:</b>	<b>7</b>	<b>\$141,000.00</b>	
<b>Dixie (Florida)</b>	<b>38</b>	<u>Claimant Type</u>	<u>Claims Paid</u>	<u>Amount Paid</u>	<b>Payments in County</b>  <ul style="list-style-type: none"> <li>Resident</li> <li>Loss</li> <li>Both</li> </ul>
		Resident of County	1	\$3,000.00	
		Resident and Loss in County	12	\$353,400.00	
		Claim Loss in County	4	\$89,700.00	
		<b>Totals:</b>	<b>17</b>	<b>\$446,100.00</b>	
<b>Duval (Florida)</b>	<b>489</b>	<u>Claimant Type</u>	<u>Claims Paid</u>	<u>Amount Paid</u>	<b>Payments in County</b>  <ul style="list-style-type: none"> <li>Resident</li> <li>Loss</li> <li>Both</li> </ul>
		Resident of County	45	\$756,100.00	
		Resident and Loss in County	17	\$1,249,700.00	
		Claim Loss in County	8	\$169,300.00	
		<b>Totals:</b>	<b>70</b>	<b>\$2,175,100.00</b>	
<b>Escambia (Florida)</b>	<b>22,090</b>	<u>Claimant Type</u>	<u>Claims Paid</u>	<u>Amount Paid</u>	<b>Payments in County</b>  <ul style="list-style-type: none"> <li>Resident</li> <li>Loss</li> <li>Both</li> </ul>
		Resident of County	1,800	\$19,315,800.00	
		Resident and Loss in County	5,652	\$75,959,200.00	
		Claim Loss in County	1,279	\$16,105,800.00	
		<b>Totals:</b>	<b>8,731</b>	<b>\$111,380,800.00</b>	

## GCCF Program Statistics - Overall Summary

(as of November 29, 2010, 5:05 PM ET)

<b>Flagler (Florida)</b>	<b>34</b>	<u>Claimant Type</u>	<u>Claims Paid</u>	<u>Amount Paid</u>	<b>Payments in County</b>  <ul style="list-style-type: none"> <li>Resident</li> </ul>
		Resident of County	2	\$65,400.00	
		<b>Totals:</b>	<b>2</b>	<b>\$65,400.00</b>	
<b>Franklin (Florida)</b>	<b>2,405</b>	<u>Claimant Type</u>	<u>Claims Paid</u>	<u>Amount Paid</u>	<b>Payments in County</b>  <ul style="list-style-type: none"> <li>Resident</li> <li>Loss</li> <li>Both</li> </ul>
		Resident of County	45	\$581,500.00	
		Resident and Loss in County	1,243	\$15,366,300.00	
		Claim Loss in County	147	\$1,988,700.00	
		<b>Totals:</b>	<b>1,435</b>	<b>\$17,936,500.00</b>	
<b>Gadsden (Florida)</b>	<b>116</b>	<u>Claimant Type</u>	<u>Claims Paid</u>	<u>Amount Paid</u>	<b>Payments in County</b>  <ul style="list-style-type: none"> <li>Resident</li> <li>Loss</li> <li>Both</li> </ul>
		Resident of County	9	\$158,700.00	
		Resident and Loss in County	2	\$44,200.00	
		Claim Loss in County	1	\$6,000.00	
		<b>Totals:</b>	<b>12</b>	<b>\$208,900.00</b>	
<b>Glades (Florida)</b>	<b>2</b>	<u>Claimant Type</u>	<u>Claims Paid</u>	<u>Amount Paid</u>	<b>Payments in County</b>  <ul style="list-style-type: none"> <li>Resident</li> </ul>
		Resident of County	1	\$8,400.00	
		<b>Totals:</b>	<b>1</b>	<b>\$8,400.00</b>	
<b>Gulf (Florida)</b>	<b>2,033</b>	<u>Claimant Type</u>	<u>Claims Paid</u>	<u>Amount Paid</u>	<b>Payments in County</b>  <ul style="list-style-type: none"> <li>Resident</li> <li>Loss</li> <li>Both</li> </ul>
		Resident of County	134	\$1,476,900.00	
		Resident and Loss in County	473	\$9,426,200.00	
		Claim Loss in County	140	\$1,641,400.00	
		<b>Totals:</b>	<b>747</b>	<b>\$12,544,500.00</b>	

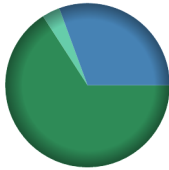
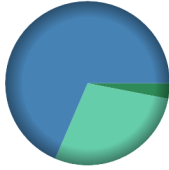
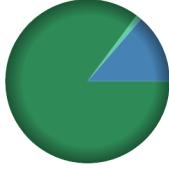
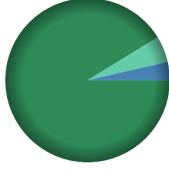

## GCCCF Program Statistics - Overall Summary

(as of November 29, 2010, 5:05 PM ET)

<b>Hardee (Florida)</b>	<b>6</b>	<u>Claimant Type</u>	<u>Claims Paid</u>	<u>Amount Paid</u>	<b>Payments in County</b>  <ul style="list-style-type: none"> <li>Resident</li> </ul>
		Resident of County	1	\$15,000.00	
		<b>Totals:</b>	<b>1</b>	<b>\$15,000.00</b>	
<b>Hendry (Florida)</b>	<b>107</b>	<u>Claimant Type</u>	<u>Claims Paid</u>	<u>Amount Paid</u>	<b>Payments in County</b>  <ul style="list-style-type: none"> <li>Resident</li> </ul>
		Resident of County	1	\$24,000.00	
		<b>Totals:</b>	<b>1</b>	<b>\$24,000.00</b>	
<b>Hernando (Florida)</b>	<b>195</b>	<u>Claimant Type</u>	<u>Claims Paid</u>	<u>Amount Paid</u>	<b>Payments in County</b>  <ul style="list-style-type: none"> <li>Resident</li> <li>Loss</li> <li>Both</li> </ul>
		Resident of County	22	\$367,600.00	
		Resident and Loss in County	48	\$1,156,100.00	
		Claim Loss in County	19	\$491,000.00	
		<b>Totals:</b>	<b>89</b>	<b>\$2,014,700.00</b>	
<b>Highlands (Florida)</b>	<b>81</b>	<u>Claimant Type</u>	<u>Claims Paid</u>	<u>Amount Paid</u>	<b>Payments in County</b>  <ul style="list-style-type: none"> <li>Loss</li> </ul>
		Claim Loss in County	1	\$12,600.00	
		<b>Totals:</b>	<b>1</b>	<b>\$12,600.00</b>	
<b>Hillsborough (Florida)</b>	<b>2,598</b>	<u>Claimant Type</u>	<u>Claims Paid</u>	<u>Amount Paid</u>	<b>Payments in County</b>  <ul style="list-style-type: none"> <li>Resident</li> <li>Loss</li> <li>Both</li> </ul>
		Resident of County	108	\$1,311,200.00	
		Resident and Loss in County	199	\$3,163,700.00	
		Claim Loss in County	74	\$839,900.00	
		<b>Totals:</b>	<b>381</b>	<b>\$5,314,800.00</b>	

## GCCF Program Statistics - Overall Summary

(as of November 29, 2010, 5:05 PM ET)

<b>Holmes (Florida)</b>	<b>612</b>	<u>Claimant Type</u>	<u>Claims Paid</u>	<u>Amount Paid</u>	<b>Payments in County</b>  <ul style="list-style-type: none"> <li>Resident</li> <li>Loss</li> <li>Both</li> </ul>
		Resident of County	134	\$1,074,000.00	
		Resident and Loss in County	33	\$498,600.00	
		Claim Loss in County	13	\$57,300.00	
		<b>Totals:</b>	<b>180</b>	<b>\$1,629,900.00</b>	
<b>Indian River (Florida)</b>	<b>90</b>	<u>Claimant Type</u>	<u>Claims Paid</u>	<u>Amount Paid</u>	<b>Payments in County</b>  <ul style="list-style-type: none"> <li>Resident</li> <li>Loss</li> <li>Both</li> </ul>
		Resident of County	1	\$7,000.00	
		Resident and Loss in County	3	\$157,000.00	
		Claim Loss in County	1	\$65,000.00	
		<b>Totals:</b>	<b>5</b>	<b>\$229,000.00</b>	
<b>Jackson (Florida)</b>	<b>490</b>	<u>Claimant Type</u>	<u>Claims Paid</u>	<u>Amount Paid</u>	<b>Payments in County</b>  <ul style="list-style-type: none"> <li>Resident</li> <li>Loss</li> <li>Both</li> </ul>
		Resident of County	45	\$597,400.00	
		Resident and Loss in County	3	\$96,000.00	
		Claim Loss in County	1	\$7,900.00	
		<b>Totals:</b>	<b>49</b>	<b>\$701,300.00</b>	
<b>Jefferson (Florida)</b>	<b>15</b>	<u>Claimant Type</u>	<u>Claims Paid</u>	<u>Amount Paid</u>	<b>Payments in County</b>  <ul style="list-style-type: none"> <li>Resident</li> <li>Loss</li> <li>Both</li> </ul>
		Resident of County	4	\$106,200.00	
		Resident and Loss in County	3	\$4,200.00	
		Claim Loss in County	1	\$6,000.00	
		<b>Totals:</b>	<b>8</b>	<b>\$116,400.00</b>	
<b>Lafayette (Florida)</b>	<b>6</b>	<u>Claimant Type</u>	<u>Claims Paid</u>	<u>Amount Paid</u>	<b>Payments in County</b>  <ul style="list-style-type: none"> <li>Both</li> </ul>
		Resident and Loss in County	1	\$226,700.00	
		<b>Totals:</b>	<b>1</b>	<b>\$226,700.00</b>	




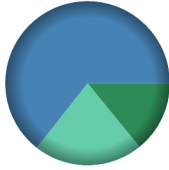

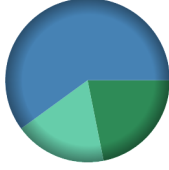
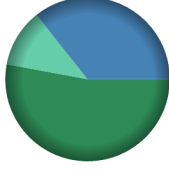
## GCCCF Program Statistics - Overall Summary

(as of November 29, 2010, 5:05 PM ET)

<b>Lake (Florida)</b>	<b>88</b>	<u>Claimant Type</u>	<u>Claims Paid</u>	<u>Amount Paid</u>	<b>Payments in County</b>  Resident Both
		Resident of County	10	\$85,100.00	
		Resident and Loss in County	5	\$137,900.00	
		<b>Totals:</b>	<b>15</b>	<b>\$223,000.00</b>	
<b>Lee (Florida)</b>	<b>5,306</b>	<u>Claimant Type</u>	<u>Claims Paid</u>	<u>Amount Paid</u>	<b>Payments in County</b>  Resident Loss Both
		Resident of County	124	\$1,318,500.00	
		Resident and Loss in County	482	\$5,979,900.00	
		Claim Loss in County	94	\$657,300.00	
		<b>Totals:</b>	<b>700</b>	<b>\$7,955,700.00</b>	
<b>Leon (Florida)</b>	<b>751</b>	<u>Claimant Type</u>	<u>Claims Paid</u>	<u>Amount Paid</u>	<b>Payments in County</b>  Resident Loss Both
		Resident of County	125	\$2,016,000.00	
		Resident and Loss in County	6	\$186,600.00	
		Claim Loss in County	6	\$87,800.00	
		<b>Totals:</b>	<b>137</b>	<b>\$2,290,400.00</b>	
<b>Levy (Florida)</b>	<b>228</b>	<u>Claimant Type</u>	<u>Claims Paid</u>	<u>Amount Paid</u>	<b>Payments in County</b>  Resident Loss Both
		Resident of County	10	\$229,300.00	
		Resident and Loss in County	85	\$2,042,100.00	
		Claim Loss in County	11	\$254,800.00	
		<b>Totals:</b>	<b>106</b>	<b>\$2,526,200.00</b>	
<b>Liberty (Florida)</b>	<b>69</b>	<u>Claimant Type</u>	<u>Claims Paid</u>	<u>Amount Paid</u>	<b>Payments in County</b>  Resident Loss Both
		Resident of County	19	\$181,500.00	
		Resident and Loss in County	3	\$36,200.00	
		Claim Loss in County	3	\$59,200.00	
		<b>Totals:</b>	<b>25</b>	<b>\$276,900.00</b>	

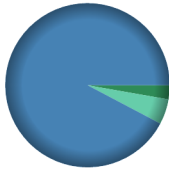
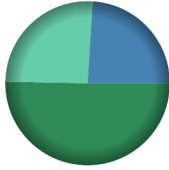
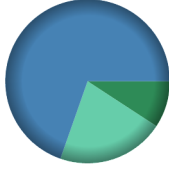


## GCCCF Program Statistics - Overall Summary

(as of November 29, 2010, 5:05 PM ET)

<b>Madison (Florida)</b>	<b>13</b>	<u>Claimant Type</u>	<u>Claims Paid</u>	<u>Amount Paid</u>	<b>Payments in County</b>  <ul style="list-style-type: none"> <li><span style="color: green;">■</span> Resident</li> <li><span style="color: lightgreen;">■</span> Loss</li> </ul>
		Resident of County	1	\$2,100.00	
		Claim Loss in County	2	\$21,200.00	
		<b>Totals:</b>	<b>3</b>	<b>\$23,300.00</b>	
<b>Manatee (Florida)</b>	<b>706</b>	<u>Claimant Type</u>	<u>Claims Paid</u>	<u>Amount Paid</u>	<b>Payments in County</b>  <ul style="list-style-type: none"> <li><span style="color: green;">■</span> Resident</li> <li><span style="color: lightgreen;">■</span> Loss</li> <li><span style="color: blue;">■</span> Both</li> </ul>
		Resident of County	28	\$559,500.00	
		Resident and Loss in County	89	\$2,551,400.00	
		Claim Loss in County	39	\$851,200.00	
		<b>Totals:</b>	<b>156</b>	<b>\$3,962,100.00</b>	
<b>Marion (Florida)</b>	<b>119</b>	<u>Claimant Type</u>	<u>Claims Paid</u>	<u>Amount Paid</u>	<b>Payments in County</b>  <ul style="list-style-type: none"> <li><span style="color: green;">■</span> Resident</li> <li><span style="color: lightgreen;">■</span> Loss</li> <li><span style="color: blue;">■</span> Both</li> </ul>
		Resident of County	12	\$141,100.00	
		Resident and Loss in County	2	\$29,100.00	
		Claim Loss in County	2	\$59,800.00	
		<b>Totals:</b>	<b>16</b>	<b>\$230,000.00</b>	
<b>Martin (Florida)</b>	<b>52</b>	<u>Claimant Type</u>	<u>Claims Paid</u>	<u>Amount Paid</u>	<b>Payments in County</b>  <ul style="list-style-type: none"> <li><span style="color: green;">■</span> Resident</li> <li><span style="color: lightgreen;">■</span> Loss</li> <li><span style="color: blue;">■</span> Both</li> </ul>
		Resident of County	5	\$39,900.00	
		Resident and Loss in County	5	\$109,500.00	
		Claim Loss in County	1	\$33,000.00	
		<b>Totals:</b>	<b>11</b>	<b>\$182,400.00</b>	
<b>Miami-dade (Florida)</b>	<b>2,509</b>	<u>Claimant Type</u>	<u>Claims Paid</u>	<u>Amount Paid</u>	<b>Payments in County</b>  <ul style="list-style-type: none"> <li><span style="color: green;">■</span> Resident</li> <li><span style="color: lightgreen;">■</span> Loss</li> <li><span style="color: blue;">■</span> Both</li> </ul>
		Resident of County	226	\$1,659,300.00	
		Resident and Loss in County	73	\$1,118,400.00	
		Claim Loss in County	17	\$357,400.00	
		<b>Totals:</b>	<b>316</b>	<b>\$3,135,100.00</b>	


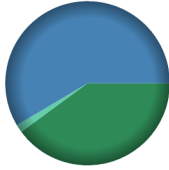
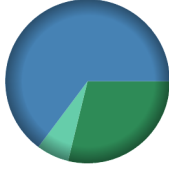
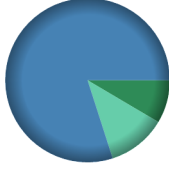
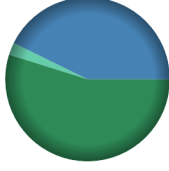
## GCCF Program Statistics - Overall Summary

(as of November 29, 2010, 5:05 PM ET)

<b>Monroe (Florida)</b>	<b>6,363</b>	<u>Claimant Type</u>	<u>Claims Paid</u>	<u>Amount Paid</u>	<b>Payments in County</b>  <ul style="list-style-type: none"> <li>Resident</li> <li>Loss</li> <li>Both</li> </ul>
		Resident of County	47	\$940,100.00	
		Resident and Loss in County	1,570	\$31,391,200.00	
		Claim Loss in County	236	\$1,690,700.00	
		<b>Totals:</b>	<b>1,853</b>	<b>\$34,022,000.00</b>	
<b>Nassau (Florida)</b>	<b>26</b>	<u>Claimant Type</u>	<u>Claims Paid</u>	<u>Amount Paid</u>	<b>Payments in County</b>  <ul style="list-style-type: none"> <li>Resident</li> <li>Loss</li> <li>Both</li> </ul>
		Resident of County	3	\$65,200.00	
		Resident and Loss in County	2	\$31,100.00	
		Claim Loss in County	2	\$33,300.00	
		<b>Totals:</b>	<b>7</b>	<b>\$129,600.00</b>	
<b>Okaloosa (Florida)</b>	<b>28,266</b>	<u>Claimant Type</u>	<u>Claims Paid</u>	<u>Amount Paid</u>	<b>Payments in County</b>  <ul style="list-style-type: none"> <li>Resident</li> <li>Loss</li> <li>Both</li> </ul>
		Resident of County	1,625	\$18,805,200.00	
		Resident and Loss in County	8,985	\$142,007,500.00	
		Claim Loss in County	3,665	\$43,095,200.00	
		<b>Totals:</b>	<b>14,275</b>	<b>\$203,907,900.00</b>	
<b>Okeechobee (Florida)</b>	<b>15</b>	<u>Claimant Type</u>	<u>Claims Paid</u>	<u>Amount Paid</u>	<b>Payments in County</b>  <ul style="list-style-type: none"> <li>Loss</li> </ul>
		Claim Loss in County	1	\$5,000.00	
		<b>Totals:</b>	<b>1</b>	<b>\$5,000.00</b>	
<b>Orange (Florida)</b>	<b>1,998</b>	<u>Claimant Type</u>	<u>Claims Paid</u>	<u>Amount Paid</u>	<b>Payments in County</b>  <ul style="list-style-type: none"> <li>Resident</li> <li>Both</li> </ul>
		Resident of County	75	\$901,100.00	
		Resident and Loss in County	8	\$228,600.00	
		<b>Totals:</b>	<b>83</b>	<b>\$1,129,700.00</b>	


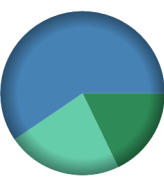
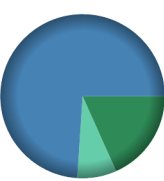


## GCCF Program Statistics - Overall Summary

(as of November 29, 2010, 5:05 PM ET)

<b>Osceola (Florida)</b>	<b>130</b>	<u>Claimant Type</u>	<u>Claims Paid</u>	<u>Amount Paid</u>	<b>Payments in County</b>  <ul style="list-style-type: none"> <li>Resident</li> </ul>
		Resident of County	5	\$41,100.00	
		<b>Totals:</b>	<b>5</b>	<b>\$41,100.00</b>	
<b>Palm Beach (Florida)</b>	<b>962</b>	<u>Claimant Type</u>	<u>Claims Paid</u>	<u>Amount Paid</u>	<b>Payments in County</b>  <ul style="list-style-type: none"> <li>Resident</li> <li>Loss</li> <li>Both</li> </ul>
		Resident of County	23	\$310,600.00	
		Resident and Loss in County	9	\$455,500.00	
		Claim Loss in County	2	\$12,200.00	
		<b>Totals:</b>	<b>34</b>	<b>\$778,300.00</b>	
<b>Pasco (Florida)</b>	<b>686</b>	<u>Claimant Type</u>	<u>Claims Paid</u>	<u>Amount Paid</u>	<b>Payments in County</b>  <ul style="list-style-type: none"> <li>Resident</li> <li>Loss</li> <li>Both</li> </ul>
		Resident of County	95	\$1,373,400.00	
		Resident and Loss in County	114	\$3,088,700.00	
		Claim Loss in County	21	\$305,400.00	
		<b>Totals:</b>	<b>230</b>	<b>\$4,767,500.00</b>	
<b>Pinellas (Florida)</b>	<b>5,196</b>	<u>Claimant Type</u>	<u>Claims Paid</u>	<u>Amount Paid</u>	<b>Payments in County</b>  <ul style="list-style-type: none"> <li>Resident</li> <li>Loss</li> <li>Both</li> </ul>
		Resident of County	77	\$1,618,600.00	
		Resident and Loss in County	1,219	\$15,204,200.00	
		Claim Loss in County	179	\$2,195,800.00	
		<b>Totals:</b>	<b>1,475</b>	<b>\$19,018,600.00</b>	
<b>Polk (Florida)</b>	<b>486</b>	<u>Claimant Type</u>	<u>Claims Paid</u>	<u>Amount Paid</u>	<b>Payments in County</b>  <ul style="list-style-type: none"> <li>Resident</li> <li>Loss</li> <li>Both</li> </ul>
		Resident of County	16	\$207,700.00	
		Resident and Loss in County	7	\$161,700.00	
		Claim Loss in County	1	\$9,200.00	
		<b>Totals:</b>	<b>24</b>	<b>\$378,600.00</b>	

## GCCF Program Statistics - Overall Summary




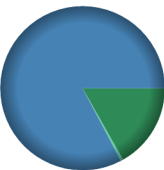

(as of November 29, 2010, 5:05 PM ET)

<b>Putnam (Florida)</b>	<b>18</b>	<u>Claimant Type</u>	<u>Claims Paid</u>	<u>Amount Paid</u>	<b>Payments in County</b>  <div> <span style="color: green;">■</span> Both </div>
		Resident and Loss in County	2	\$51,500.00	
		<b>Totals:</b>	<b>2</b>	<b>\$51,500.00</b>	
<b>Santa Rosa (Florida)</b>	<b>10,167</b>	<u>Claimant Type</u>	<u>Claims Paid</u>	<u>Amount Paid</u>	<b>Payments in County</b>  <div> <span style="color: green;">■</span> Resident  <span style="color: lightgreen;">■</span> Loss  <span style="color: blue;">■</span> Both </div>
		Resident of County	1,162	\$12,353,400.00	
		Resident and Loss in County	2,143	\$41,160,800.00	
		Claim Loss in County	1,435	\$15,632,700.00	
		<b>Totals:</b>	<b>4,740</b>	<b>\$69,146,900.00</b>	
<b>Sarasota (Florida)</b>	<b>589</b>	<u>Claimant Type</u>	<u>Claims Paid</u>	<u>Amount Paid</u>	<b>Payments in County</b>  <div> <span style="color: green;">■</span> Resident  <span style="color: lightgreen;">■</span> Loss  <span style="color: blue;">■</span> Both </div>
		Resident of County	24	\$423,300.00	
		Resident and Loss in County	72	\$1,709,600.00	
		Claim Loss in County	17	\$178,600.00	
		<b>Totals:</b>	<b>113</b>	<b>\$2,311,500.00</b>	
<b>Seminole (Florida)</b>	<b>140</b>	<u>Claimant Type</u>	<u>Claims Paid</u>	<u>Amount Paid</u>	<b>Payments in County</b>  <div> <span style="color: green;">■</span> Resident </div>
		Resident of County	19	\$296,300.00	
		<b>Totals:</b>	<b>19</b>	<b>\$296,300.00</b>	
<b>St. Johns (Florida)</b>	<b>79</b>	<u>Claimant Type</u>	<u>Claims Paid</u>	<u>Amount Paid</u>	<b>Payments in County</b>  <div> <span style="color: green;">■</span> Resident  <span style="color: lightgreen;">■</span> Both </div>
		Resident of County	9	\$171,200.00	
		Resident and Loss in County	4	\$76,500.00	
		<b>Totals:</b>	<b>13</b>	<b>\$247,700.00</b>	



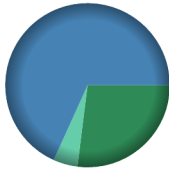
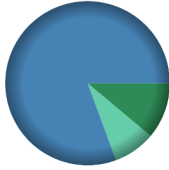
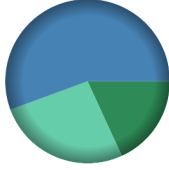
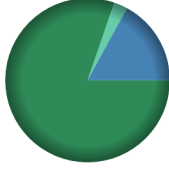
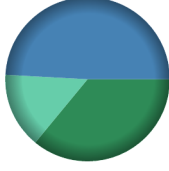
## GCCCF Program Statistics - Overall Summary

(as of November 29, 2010, 5:05 PM ET)

<b>St. Lucie (Florida)</b>	<b>181</b>	<u>Claimant Type</u>	<u>Claims Paid</u>	<u>Amount Paid</u>	<b>Payments in County</b>  <ul style="list-style-type: none"> <li><span style="display: inline-block; width: 10px; height: 10px; background-color: #006400; margin-right: 5px;"></span> Resident</li> <li><span style="display: inline-block; width: 10px; height: 10px; background-color: #90EE90; margin-right: 5px;"></span> Both</li> </ul>
		Resident of County	3	\$73,400.00	
		Resident and Loss in County	3	\$65,000.00	
		<b>Totals:</b>	<b>6</b>	<b>\$138,400.00</b>	
<b>Sumter (Florida)</b>	<b>17</b>	<u>Claimant Type</u>	<u>Claims Paid</u>	<u>Amount Paid</u>	<b>Payments in County</b>  <ul style="list-style-type: none"> <li><span style="display: inline-block; width: 10px; height: 10px; background-color: #006400; margin-right: 5px;"></span> Resident</li> </ul>
		Resident of County	8	\$179,700.00	
		<b>Totals:</b>	<b>8</b>	<b>\$179,700.00</b>	
<b>Suwannee (Florida)</b>	<b>17</b>	<u>Claimant Type</u>	<u>Claims Paid</u>	<u>Amount Paid</u>	<b>Payments in County</b>  <ul style="list-style-type: none"> <li><span style="display: inline-block; width: 10px; height: 10px; background-color: #006400; margin-right: 5px;"></span> Resident</li> <li><span style="display: inline-block; width: 10px; height: 10px; background-color: #90EE90; margin-right: 5px;"></span> Both</li> </ul>
		Resident of County	1	\$17,900.00	
		Resident and Loss in County	1	\$4,300.00	
		<b>Totals:</b>	<b>2</b>	<b>\$22,200.00</b>	
<b>Taylor (Florida)</b>	<b>94</b>	<u>Claimant Type</u>	<u>Claims Paid</u>	<u>Amount Paid</u>	<b>Payments in County</b>  <ul style="list-style-type: none"> <li><span style="display: inline-block; width: 10px; height: 10px; background-color: #006400; margin-right: 5px;"></span> Resident</li> <li><span style="display: inline-block; width: 10px; height: 10px; background-color: #ADD8E6; margin-right: 5px;"></span> Loss</li> <li><span style="display: inline-block; width: 10px; height: 10px; background-color: #4682B4; margin-right: 5px;"></span> Both</li> </ul>
		Resident of County	8	\$298,200.00	
		Resident and Loss in County	38	\$1,466,000.00	
		Claim Loss in County	2	\$8,400.00	
		<b>Totals:</b>	<b>48</b>	<b>\$1,772,600.00</b>	
<b>Unknown (Florida)</b>	<b>202</b>	<u>Claimant Type</u>	<u>Claims Paid</u>	<u>Amount Paid</u>	<b>Payments in County</b>  <ul style="list-style-type: none"> <li><span style="display: inline-block; width: 10px; height: 10px; background-color: #006400; margin-right: 5px;"></span> Resident</li> </ul>
		Resident of County	48	\$849,600.00	
		<b>Totals:</b>	<b>48</b>	<b>\$849,600.00</b>	


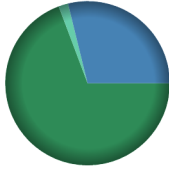
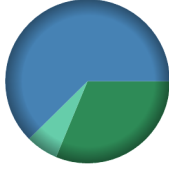
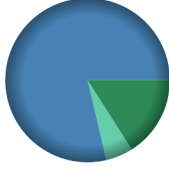

## GCCF Program Statistics - Overall Summary

(as of November 29, 2010, 5:05 PM ET)

<b>Volusia (Florida)</b>	<b>137</b>	<u>Claimant Type</u>	<u>Claims Paid</u>	<u>Amount Paid</u>	<b>Payments in County</b>  <ul style="list-style-type: none"> <li>Resident</li> <li>Loss</li> <li>Both</li> </ul>
		Resident of County	7	\$190,500.00	
		Resident and Loss in County	4	\$482,000.00	
		Claim Loss in County	3	\$33,800.00	
		<b>Totals:</b>	<b>14</b>	<b>\$706,300.00</b>	
<b>Wakulla (Florida)</b>	<b>694</b>	<u>Claimant Type</u>	<u>Claims Paid</u>	<u>Amount Paid</u>	<b>Payments in County</b>  <ul style="list-style-type: none"> <li>Resident</li> <li>Loss</li> <li>Both</li> </ul>
		Resident of County	40	\$947,500.00	
		Resident and Loss in County	314	\$6,877,200.00	
		Claim Loss in County	29	\$704,300.00	
		<b>Totals:</b>	<b>383</b>	<b>\$8,529,000.00</b>	
<b>Walton (Florida)</b>	<b>13,308</b>	<u>Claimant Type</u>	<u>Claims Paid</u>	<u>Amount Paid</u>	<b>Payments in County</b>  <ul style="list-style-type: none"> <li>Resident</li> <li>Loss</li> <li>Both</li> </ul>
		Resident of County	1,141	\$18,607,900.00	
		Resident and Loss in County	3,458	\$57,008,900.00	
		Claim Loss in County	2,584	\$26,872,000.00	
		<b>Totals:</b>	<b>7,183</b>	<b>\$102,488,800.00</b>	
<b>Washington (Florida)</b>	<b>1,239</b>	<u>Claimant Type</u>	<u>Claims Paid</u>	<u>Amount Paid</u>	<b>Payments in County</b>  <ul style="list-style-type: none"> <li>Resident</li> <li>Loss</li> <li>Both</li> </ul>
		Resident of County	279	\$2,347,300.00	
		Resident and Loss in County	49	\$498,200.00	
		Claim Loss in County	10	\$78,100.00	
		<b>Totals:</b>	<b>338</b>	<b>\$2,923,600.00</b>	
<b>Acadia (Louisiana)</b>	<b>174</b>	<u>Claimant Type</u>	<u>Claims Paid</u>	<u>Amount Paid</u>	<b>Payments in County</b>  <ul style="list-style-type: none"> <li>Resident</li> <li>Loss</li> <li>Both</li> </ul>
		Resident of County	14	\$344,600.00	
		Resident and Loss in County	11	\$470,700.00	
		Claim Loss in County	6	\$142,800.00	
		<b>Totals:</b>	<b>31</b>	<b>\$958,100.00</b>	



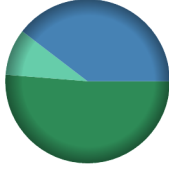

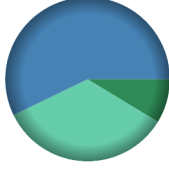
## GCCF Program Statistics - Overall Summary

(as of November 29, 2010, 5:05 PM ET)

<b>Allen (Louisiana)</b>	<b>55</b>	<u>Claimant Type</u>	<u>Claims Paid</u>	<u>Amount Paid</u>	<b>Payments in County</b>  <ul style="list-style-type: none"> <li><span style="color: green;">■</span> Resident</li> <li><span style="color: lightgreen;">■</span> Loss</li> </ul>
		Resident of County	1	\$30,000.00	
		Claim Loss in County	2	\$38,600.00	
		<b>Totals:</b>	<b>3</b>	<b>\$68,600.00</b>	
<b>Ascension (Louisiana)</b>	<b>1,654</b>	<u>Claimant Type</u>	<u>Claims Paid</u>	<u>Amount Paid</u>	<b>Payments in County</b>  <ul style="list-style-type: none"> <li><span style="color: green;">■</span> Resident</li> <li><span style="color: lightgreen;">■</span> Loss</li> <li><span style="color: blue;">■</span> Both</li> </ul>
		Resident of County	62	\$771,800.00	
		Resident and Loss in County	13	\$321,000.00	
		Claim Loss in County	2	\$20,900.00	
		<b>Totals:</b>	<b>77</b>	<b>\$1,113,700.00</b>	
<b>Assumption (Louisiana)</b>	<b>1,014</b>	<u>Claimant Type</u>	<u>Claims Paid</u>	<u>Amount Paid</u>	<b>Payments in County</b>  <ul style="list-style-type: none"> <li><span style="color: green;">■</span> Resident</li> <li><span style="color: lightgreen;">■</span> Loss</li> <li><span style="color: blue;">■</span> Both</li> </ul>
		Resident of County	44	\$721,900.00	
		Resident and Loss in County	122	\$1,441,300.00	
		Claim Loss in County	10	\$146,800.00	
		<b>Totals:</b>	<b>176</b>	<b>\$2,310,000.00</b>	
<b>Avoyelles (Louisiana)</b>	<b>130</b>	<u>Claimant Type</u>	<u>Claims Paid</u>	<u>Amount Paid</u>	<b>Payments in County</b>  <ul style="list-style-type: none"> <li><span style="color: green;">■</span> Resident</li> <li><span style="color: lightgreen;">■</span> Loss</li> <li><span style="color: blue;">■</span> Both</li> </ul>
		Resident of County	13	\$140,400.00	
		Resident and Loss in County	14	\$690,600.00	
		Claim Loss in County	3	\$46,700.00	
		<b>Totals:</b>	<b>30</b>	<b>\$877,700.00</b>	
<b>Beauregard (Louisiana)</b>	<b>31</b>	<u>Claimant Type</u>	<u>Claims Paid</u>	<u>Amount Paid</u>	<b>Payments in County</b>  <ul style="list-style-type: none"> <li><span style="color: green;">■</span> Resident</li> <li><span style="color: lightgreen;">■</span> Both</li> </ul>
		Resident of County	3	\$135,200.00	
		Resident and Loss in County	4	\$76,000.00	
		<b>Totals:</b>	<b>7</b>	<b>\$211,200.00</b>	

## GCCCF Program Statistics - Overall Summary

(as of November 29, 2010, 5:05 PM ET)

<b>Bossier (Louisiana)</b>	<b>72</b>	<u>Claimant Type</u>	<u>Claims Paid</u>	<u>Amount Paid</u>	<b>Payments in County</b>  <ul style="list-style-type: none"> <li>Resident</li> </ul>
		Resident of County	6	\$70,500.00	
		<b>Totals:</b>	<b>6</b>	<b>\$70,500.00</b>	
<b>Caddo (Louisiana)</b>	<b>184</b>	<u>Claimant Type</u>	<u>Claims Paid</u>	<u>Amount Paid</u>	<b>Payments in County</b>  <ul style="list-style-type: none"> <li>Resident</li> </ul>
		Resident of County	20	\$155,700.00	
		<b>Totals:</b>	<b>20</b>	<b>\$155,700.00</b>	
<b>Calcasieu (Louisiana)</b>	<b>965</b>	<u>Claimant Type</u>	<u>Claims Paid</u>	<u>Amount Paid</u>	<b>Payments in County</b>  <ul style="list-style-type: none"> <li>Resident</li> <li>Loss</li> <li>Both</li> </ul>
		Resident of County	122	\$3,068,600.00	
		Resident and Loss in County	97	\$2,368,100.00	
		Claim Loss in County	26	\$547,500.00	
		<b>Totals:</b>	<b>245</b>	<b>\$5,984,200.00</b>	
<b>Caldwell (Louisiana)</b>	<b>7</b>	<u>Claimant Type</u>	<u>Claims Paid</u>	<u>Amount Paid</u>	<b>Payments in County</b>  <ul style="list-style-type: none"> <li>Resident</li> </ul>
		Resident of County	2	\$7,300.00	
		<b>Totals:</b>	<b>2</b>	<b>\$7,300.00</b>	
<b>Cameron (Louisiana)</b>	<b>373</b>	<u>Claimant Type</u>	<u>Claims Paid</u>	<u>Amount Paid</u>	<b>Payments in County</b>  <ul style="list-style-type: none"> <li>Resident</li> <li>Loss</li> <li>Both</li> </ul>
		Resident of County	23	\$565,600.00	
		Resident and Loss in County	142	\$3,723,700.00	
		Claim Loss in County	89	\$2,221,800.00	
		<b>Totals:</b>	<b>254</b>	<b>\$6,511,100.00</b>	

## GCCCF Program Statistics - Overall Summary

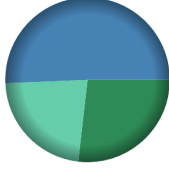
(as of November 29, 2010, 5:05 PM ET)

<b>Catahoula (Louisiana)</b>	<b>12</b>	<u>Claimant Type</u>	<u>Claims Paid</u>	<u>Amount Paid</u>	Payments in County
		Resident of County	1	\$8,500.00	 <div> <span>Resident</span> </div>
		<b>Totals:</b>	<b>1</b>	<b>\$8,500.00</b>	
<b>Claiborne (Louisiana)</b>	<b>6</b>	<u>Claimant Type</u>	<u>Claims Paid</u>	<u>Amount Paid</u>	Payments in County
		Claim Loss in County	1	\$80,400.00	 <div> <span>Loss</span> </div>
		<b>Totals:</b>	<b>1</b>	<b>\$80,400.00</b>	
<b>Concordia (Louisiana)</b>	<b>51</b>	<u>Claimant Type</u>	<u>Claims Paid</u>	<u>Amount Paid</u>	Payments in County
		Resident of County	4	\$156,700.00	 <div> <span>Resident</span>  <span>Both</span> </div>
		Resident and Loss in County	2	\$70,000.00	
		<b>Totals:</b>	<b>6</b>	<b>\$226,700.00</b>	
<b>De Soto (Louisiana)</b>	<b>10</b>	<u>Claimant Type</u>	<u>Claims Paid</u>	<u>Amount Paid</u>	Payments in County
		Resident of County	1	\$3,200.00	 <div> <span>Resident</span> </div>
		<b>Totals:</b>	<b>1</b>	<b>\$3,200.00</b>	
<b>E. Baton Rouge (Louisiana)</b>	<b>4,317</b>	<u>Claimant Type</u>	<u>Claims Paid</u>	<u>Amount Paid</u>	Payments in County
		Resident of County	225	\$3,583,900.00	 <div> <span>Resident</span>  <span>Loss</span>  <span>Both</span> </div>
		Resident and Loss in County	48	\$1,359,500.00	
		Claim Loss in County	17	\$263,600.00	
		<b>Totals:</b>	<b>290</b>	<b>\$5,207,000.00</b>	



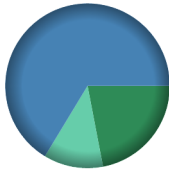
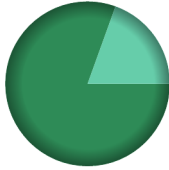
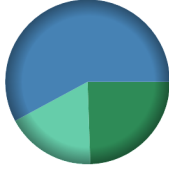
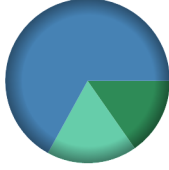
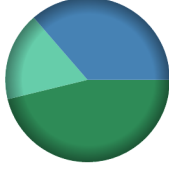
## GCCF Program Statistics - Overall Summary

(as of November 29, 2010, 5:05 PM ET)

<b>E. Feliciana (Louisiana)</b>	<b>64</b>	<u>Claimant Type</u>	<u>Claims Paid</u>	<u>Amount Paid</u>	<b>Payments in County</b>  <ul style="list-style-type: none"> <li>Resident</li> <li>Loss</li> <li>Both</li> </ul>
		Resident of County	1	\$14,000.00	
		Resident and Loss in County	3	\$115,000.00	
		Claim Loss in County	2	\$21,000.00	
		<b>Totals:</b>	<b>6</b>	<b>\$150,000.00</b>	
<b>Evangeline (Louisiana)</b>	<b>85</b>	<u>Claimant Type</u>	<u>Claims Paid</u>	<u>Amount Paid</u>	<b>Payments in County</b>  <ul style="list-style-type: none"> <li>Resident</li> <li>Both</li> </ul>
		Resident of County	6	\$122,900.00	
		Resident and Loss in County	4	\$70,300.00	
		<b>Totals:</b>	<b>10</b>	<b>\$193,200.00</b>	
<b>Franklin (Louisiana)</b>	<b>15</b>	<u>Claimant Type</u>	<u>Claims Paid</u>	<u>Amount Paid</u>	<b>Payments in County</b>  <ul style="list-style-type: none"> <li>Resident</li> <li>Loss</li> </ul>
		Resident of County	3	\$35,200.00	
		Claim Loss in County	1	\$1,000.00	
		<b>Totals:</b>	<b>4</b>	<b>\$36,200.00</b>	
<b>Grant (Louisiana)</b>	<b>17</b>	<u>Claimant Type</u>	<u>Claims Paid</u>	<u>Amount Paid</u>	<b>Payments in County</b>  <ul style="list-style-type: none"> <li>Resident</li> <li>Loss</li> </ul>
		Resident of County	1	\$15,500.00	
		Claim Loss in County	1	\$10,000.00	
		<b>Totals:</b>	<b>2</b>	<b>\$25,500.00</b>	
<b>Iberia (Louisiana)</b>	<b>1,594</b>	<u>Claimant Type</u>	<u>Claims Paid</u>	<u>Amount Paid</u>	<b>Payments in County</b>  <ul style="list-style-type: none"> <li>Resident</li> <li>Loss</li> <li>Both</li> </ul>
		Resident of County	132	\$3,640,000.00	
		Resident and Loss in County	299	\$6,876,300.00	
		Claim Loss in County	143	\$3,056,100.00	
		<b>Totals:</b>	<b>574</b>	<b>\$13,572,400.00</b>	

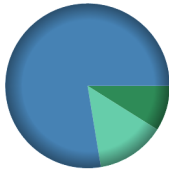

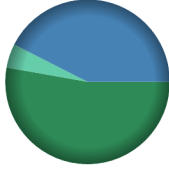


## GCCF Program Statistics - Overall Summary

(as of November 29, 2010, 5:05 PM ET)

<b>Iberville (Louisiana)</b>	<b>384</b>	<b><u>Claimant Type</u></b>	<b><u>Claims Paid</u></b>	<b><u>Amount Paid</u></b>	<b>Payments in County</b>  <ul style="list-style-type: none"> <li>Resident</li> <li>Loss</li> <li>Both</li> </ul>
		Resident of County	16	\$288,900.00	
		Resident and Loss in County	59	\$871,500.00	
		Claim Loss in County	7	\$153,400.00	
		<b>Totals:</b>	<b>82</b>	<b>\$1,313,800.00</b>	
<b>Jackson (Louisiana)</b>	<b>6</b>	<b><u>Claimant Type</u></b>	<b><u>Claims Paid</u></b>	<b><u>Amount Paid</u></b>	<b>Payments in County</b>  <ul style="list-style-type: none"> <li>Resident</li> <li>Both</li> </ul>
		Resident of County	1	\$18,600.00	
		Resident and Loss in County	1	\$4,500.00	
		<b>Totals:</b>	<b>2</b>	<b>\$23,100.00</b>	
<b>Jefferson (Louisiana)</b>	<b>68,568</b>	<b><u>Claimant Type</u></b>	<b><u>Claims Paid</u></b>	<b><u>Amount Paid</u></b>	<b>Payments in County</b>  <ul style="list-style-type: none"> <li>Resident</li> <li>Loss</li> <li>Both</li> </ul>
		Resident of County	4,767	\$51,581,800.00	
		Resident and Loss in County	9,643	\$121,972,400.00	
		Claim Loss in County	3,637	\$37,260,400.00	
		<b>Totals:</b>	<b>18,047</b>	<b>\$210,814,600.00</b>	
<b>Jefferson Davis (Louisiana)</b>	<b>75</b>	<b><u>Claimant Type</u></b>	<b><u>Claims Paid</u></b>	<b><u>Amount Paid</u></b>	<b>Payments in County</b>  <ul style="list-style-type: none"> <li>Resident</li> <li>Loss</li> <li>Both</li> </ul>
		Resident of County	6	\$56,100.00	
		Resident and Loss in County	10	\$245,900.00	
		Claim Loss in County	2	\$65,000.00	
		<b>Totals:</b>	<b>18</b>	<b>\$367,000.00</b>	
<b>Lafayette (Louisiana)</b>	<b>2,073</b>	<b><u>Claimant Type</u></b>	<b><u>Claims Paid</u></b>	<b><u>Amount Paid</u></b>	<b>Payments in County</b>  <ul style="list-style-type: none"> <li>Resident</li> <li>Loss</li> <li>Both</li> </ul>
		Resident of County	249	\$6,249,600.00	
		Resident and Loss in County	147	\$4,917,600.00	
		Claim Loss in County	106	\$2,358,600.00	
		<b>Totals:</b>	<b>502</b>	<b>\$13,525,800.00</b>	

## GCCF Program Statistics - Overall Summary

(as of November 29, 2010, 5:05 PM ET)

<b>Lafourche (Louisiana)</b>	<b>4,834</b>	<u>Claimant Type</u>	<u>Claims Paid</u>	<u>Amount Paid</u>	<b>Payments in County</b>  <ul style="list-style-type: none"> <li>Resident</li> <li>Loss</li> <li>Both</li> </ul>
		Resident of County	250	\$4,228,100.00	
		Resident and Loss in County	1,162	\$36,851,500.00	
		Claim Loss in County	414	\$6,411,000.00	
		<b>Totals:</b>	<b>1,826</b>	<b>\$47,490,600.00</b>	
<b>Lincoln (Louisiana)</b>	<b>37</b>	<u>Claimant Type</u>	<u>Claims Paid</u>	<u>Amount Paid</u>	<b>Payments in County</b>  <ul style="list-style-type: none"> <li>Resident</li> </ul>
		Resident of County	4	\$133,100.00	
		<b>Totals:</b>	<b>4</b>	<b>\$133,100.00</b>	
<b>Livingston (Louisiana)</b>	<b>572</b>	<u>Claimant Type</u>	<u>Claims Paid</u>	<u>Amount Paid</u>	<b>Payments in County</b>  <ul style="list-style-type: none"> <li>Resident</li> <li>Loss</li> <li>Both</li> </ul>
		Resident of County	52	\$1,089,100.00	
		Resident and Loss in County	26	\$877,200.00	
		Claim Loss in County	6	\$96,700.00	
		<b>Totals:</b>	<b>84</b>	<b>\$2,063,000.00</b>	
<b>Madison (Louisiana)</b>	<b>9</b>	<u>Claimant Type</u>	<u>Claims Paid</u>	<u>Amount Paid</u>	<b>Payments in County</b>  <ul style="list-style-type: none"> <li>Resident</li> </ul>
		Resident of County	1	\$16,200.00	
		<b>Totals:</b>	<b>1</b>	<b>\$16,200.00</b>	
<b>Morehouse (Louisiana)</b>	<b>24</b>	<u>Claimant Type</u>	<u>Claims Paid</u>	<u>Amount Paid</u>	<b>Payments in County</b>  <ul style="list-style-type: none"> <li>Resident</li> </ul>
		Resident of County	3	\$10,300.00	
		<b>Totals:</b>	<b>3</b>	<b>\$10,300.00</b>	




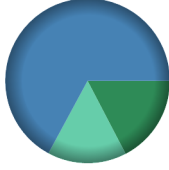
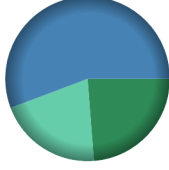
## GCCF Program Statistics - Overall Summary

(as of November 29, 2010, 5:05 PM ET)

<b>Natchitoches (Louisiana)</b>	<b>31</b>	<u>Claimant Type</u>	<u>Claims Paid</u>	<u>Amount Paid</u>	<b>Payments in County</b>  Resident Both
		Resident of County	3	\$69,400.00	
		Resident and Loss in County	3	\$55,400.00	
		<b>Totals:</b>	<b>6</b>	<b>\$124,800.00</b>	
<b>Orleans (Louisiana)</b>	<b>72,762</b>	<u>Claimant Type</u>	<u>Claims Paid</u>	<u>Amount Paid</u>	<b>Payments in County</b>  Resident Loss Both
		Resident of County	3,011	\$26,932,100.00	
		Resident and Loss in County	14,029	\$142,552,700.00	
		Claim Loss in County	5,500	\$59,404,200.00	
		<b>Totals:</b>	<b>22,540</b>	<b>\$228,889,000.00</b>	
<b>Ouachita (Louisiana)</b>	<b>156</b>	<u>Claimant Type</u>	<u>Claims Paid</u>	<u>Amount Paid</u>	<b>Payments in County</b>  Resident Both
		Resident of County	28	\$398,000.00	
		Resident and Loss in County	4	\$104,600.00	
		<b>Totals:</b>	<b>32</b>	<b>\$502,600.00</b>	
<b>Plaquemines (Louisiana)</b>	<b>5,760</b>	<u>Claimant Type</u>	<u>Claims Paid</u>	<u>Amount Paid</u>	<b>Payments in County</b>  Resident Loss Both
		Resident of County	192	\$4,841,100.00	
		Resident and Loss in County	1,184	\$62,192,800.00	
		Claim Loss in County	754	\$19,531,700.00	
		<b>Totals:</b>	<b>2,130</b>	<b>\$86,565,600.00</b>	
<b>Pointe Coupee (Louisiana)</b>	<b>59</b>	<u>Claimant Type</u>	<u>Claims Paid</u>	<u>Amount Paid</u>	<b>Payments in County</b>  Resident Both
		Resident of County	4	\$120,800.00	
		Resident and Loss in County	2	\$30,000.00	
		<b>Totals:</b>	<b>6</b>	<b>\$150,800.00</b>	

## GCCF Program Statistics - Overall Summary

(as of November 29, 2010, 5:05 PM ET)

<b>Rapides (Louisiana)</b>	<b>234</b>	<u>Claimant Type</u>	<u>Claims Paid</u>	<u>Amount Paid</u>	<b>Payments in County</b>  <ul style="list-style-type: none"> <li>Resident</li> <li>Both</li> </ul>
		Resident of County	25	\$368,900.00	
		Resident and Loss in County	6	\$313,200.00	
		<b>Totals:</b>	<b>31</b>	<b>\$682,100.00</b>	
<b>Richland (Louisiana)</b>	<b>11</b>	<u>Claimant Type</u>	<u>Claims Paid</u>	<u>Amount Paid</u>	<b>Payments in County</b>  <ul style="list-style-type: none"> <li>Resident</li> </ul>
		Resident of County	3	\$114,400.00	
		<b>Totals:</b>	<b>3</b>	<b>\$114,400.00</b>	
<b>Sabine (Louisiana)</b>	<b>14</b>	<u>Claimant Type</u>	<u>Claims Paid</u>	<u>Amount Paid</u>	<b>Payments in County</b>  <ul style="list-style-type: none"> <li>Resident</li> <li>Both</li> </ul>
		Resident of County	1	\$16,800.00	
		Resident and Loss in County	1	\$40,000.00	
		<b>Totals:</b>	<b>2</b>	<b>\$56,800.00</b>	
<b>St. Bernard (Louisiana)</b>	<b>6,487</b>	<u>Claimant Type</u>	<u>Claims Paid</u>	<u>Amount Paid</u>	<b>Payments in County</b>  <ul style="list-style-type: none"> <li>Resident</li> <li>Loss</li> <li>Both</li> </ul>
		Resident of County	609	\$6,641,800.00	
		Resident and Loss in County	1,004	\$25,701,500.00	
		Claim Loss in County	344	\$5,948,500.00	
		<b>Totals:</b>	<b>1,957</b>	<b>\$38,291,800.00</b>	
<b>St. Charles (Louisiana)</b>	<b>5,056</b>	<u>Claimant Type</u>	<u>Claims Paid</u>	<u>Amount Paid</u>	<b>Payments in County</b>  <ul style="list-style-type: none"> <li>Resident</li> <li>Loss</li> <li>Both</li> </ul>
		Resident of County	392	\$3,653,000.00	
		Resident and Loss in County	466	\$8,564,900.00	
		Claim Loss in County	286	\$3,150,400.00	
		<b>Totals:</b>	<b>1,144</b>	<b>\$15,368,300.00</b>	

## GCCF Program Statistics - Overall Summary

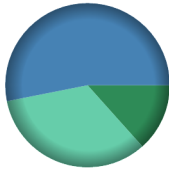
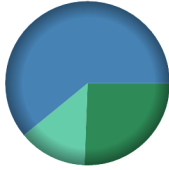
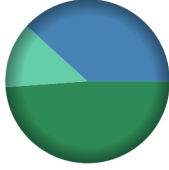
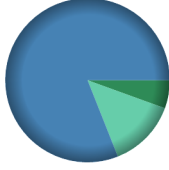

(as of November 29, 2010, 5:05 PM ET)

<b>St. Helena (Louisiana)</b>	<b>128</b>	<u>Claimant Type</u>	<u>Claims Paid</u>	<u>Amount Paid</u>	<b>Payments in County</b>  Resident Loss
		Resident of County	3	\$50,500.00	
		Claim Loss in County	1	\$25,000.00	
		<b>Totals:</b>	<b>4</b>	<b>\$75,500.00</b>	
<b>St. James (Louisiana)</b>	<b>1,478</b>	<u>Claimant Type</u>	<u>Claims Paid</u>	<u>Amount Paid</u>	<b>Payments in County</b>  Resident Loss Both
		Resident of County	49	\$502,400.00	
		Resident and Loss in County	10	\$227,400.00	
		Claim Loss in County	2	\$53,800.00	
		<b>Totals:</b>	<b>61</b>	<b>\$783,600.00</b>	
<b>St. John The Baptist (Louisiana)</b>	<b>6,357</b>	<u>Claimant Type</u>	<u>Claims Paid</u>	<u>Amount Paid</u>	<b>Payments in County</b>  Resident Loss Both
		Resident of County	391	\$3,078,600.00	
		Resident and Loss in County	343	\$3,945,300.00	
		Claim Loss in County	117	\$1,085,300.00	
		<b>Totals:</b>	<b>851</b>	<b>\$8,109,200.00</b>	
<b>St. Landry (Louisiana)</b>	<b>307</b>	<u>Claimant Type</u>	<u>Claims Paid</u>	<u>Amount Paid</u>	<b>Payments in County</b>  Resident Loss Both
		Resident of County	29	\$679,100.00	
		Resident and Loss in County	19	\$535,100.00	
		Claim Loss in County	4	\$104,300.00	
		<b>Totals:</b>	<b>52</b>	<b>\$1,318,500.00</b>	
<b>St. Martin (Louisiana)</b>	<b>840</b>	<u>Claimant Type</u>	<u>Claims Paid</u>	<u>Amount Paid</u>	<b>Payments in County</b>  Resident Loss Both
		Resident of County	62	\$1,132,200.00	
		Resident and Loss in County	239	\$4,809,850.00	
		Claim Loss in County	31	\$519,200.00	
		<b>Totals:</b>	<b>332</b>	<b>\$6,461,250.00</b>	




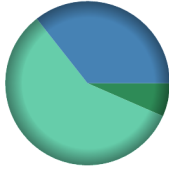
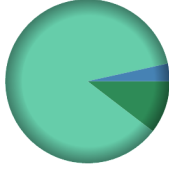
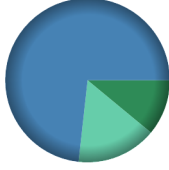

## GCCF Program Statistics - Overall Summary

(as of November 29, 2010, 5:05 PM ET)

<b>St. Mary (Louisiana)</b>	<b>2,240</b>	<u>Claimant Type</u>	<u>Claims Paid</u>	<u>Amount Paid</u>	<b>Payments in County</b>  <ul style="list-style-type: none"> <li>Resident</li> <li>Loss</li> <li>Both</li> </ul>
		Resident of County	126	\$2,526,500.00	
		Resident and Loss in County	419	\$10,017,700.00	
		Claim Loss in County	235	\$6,315,300.00	
		<b>Totals:</b>	<b>780</b>	<b>\$18,859,500.00</b>	
<b>St. Tammany (Louisiana)</b>	<b>10,483</b>	<u>Claimant Type</u>	<u>Claims Paid</u>	<u>Amount Paid</u>	<b>Payments in County</b>  <ul style="list-style-type: none"> <li>Resident</li> <li>Loss</li> <li>Both</li> </ul>
		Resident of County	844	\$12,228,900.00	
		Resident and Loss in County	1,689	\$29,100,000.00	
		Claim Loss in County	539	\$6,437,665.00	
		<b>Totals:</b>	<b>3,072</b>	<b>\$47,766,565.00</b>	
<b>Tangipahoa (Louisiana)</b>	<b>2,545</b>	<u>Claimant Type</u>	<u>Claims Paid</u>	<u>Amount Paid</u>	<b>Payments in County</b>  <ul style="list-style-type: none"> <li>Resident</li> <li>Loss</li> <li>Both</li> </ul>
		Resident of County	165	\$2,828,900.00	
		Resident and Loss in County	109	\$2,214,400.00	
		Claim Loss in County	24	\$747,400.00	
		<b>Totals:</b>	<b>298</b>	<b>\$5,790,700.00</b>	
<b>Terrebonne (Louisiana)</b>	<b>7,950</b>	<u>Claimant Type</u>	<u>Claims Paid</u>	<u>Amount Paid</u>	<b>Payments in County</b>  <ul style="list-style-type: none"> <li>Resident</li> <li>Loss</li> <li>Both</li> </ul>
		Resident of County	224	\$4,155,200.00	
		Resident and Loss in County	2,418	\$60,742,500.00	
		Claim Loss in County	487	\$10,085,400.00	
		<b>Totals:</b>	<b>3,129</b>	<b>\$74,983,100.00</b>	
<b>Union (Louisiana)</b>	<b>10</b>	<u>Claimant Type</u>	<u>Claims Paid</u>	<u>Amount Paid</u>	<b>Payments in County</b>  <ul style="list-style-type: none"> <li>Resident</li> <li>Loss</li> <li>Both</li> </ul>
		Resident of County	2	\$95,500.00	
		Resident and Loss in County	1	\$40,800.00	
		<b>Totals:</b>	<b>3</b>	<b>\$136,300.00</b>	


## GCCCF Program Statistics - Overall Summary

(as of November 29, 2010, 5:05 PM ET)

<b>Unknown (Louisiana)</b>	<b>324</b>	<u>Claimant Type</u>	<u>Claims Paid</u>	<u>Amount Paid</u>	<b>Payments in County</b>  <ul style="list-style-type: none"> <li>Resident</li> </ul>
		Resident of County	61	\$1,046,300.00	
		<b>Totals:</b>	<b>61</b>	<b>\$1,046,300.00</b>	
<b>Vermilion (Louisiana)</b>	<b>1,438</b>	<u>Claimant Type</u>	<u>Claims Paid</u>	<u>Amount Paid</u>	<b>Payments in County</b>  <ul style="list-style-type: none"> <li>Resident</li> <li>Loss</li> <li>Both</li> </ul>
		Resident of County	124	\$2,541,300.00	
		Resident and Loss in County	599	\$13,789,900.00	
		Claim Loss in County	185	\$22,407,700.00	
		<b>Totals:</b>	<b>908</b>	<b>\$38,738,900.00</b>	
<b>Vernon (Louisiana)</b>	<b>24</b>	<u>Claimant Type</u>	<u>Claims Paid</u>	<u>Amount Paid</u>	<b>Payments in County</b>  <ul style="list-style-type: none"> <li>Resident</li> <li>Loss</li> <li>Both</li> </ul>
		Resident of County	2	\$15,000.00	
		Resident and Loss in County	1	\$5,000.00	
		Claim Loss in County	3	\$124,000.00	
		<b>Totals:</b>	<b>6</b>	<b>\$144,000.00</b>	
<b>W. Baton Rouge (Louisiana)</b>	<b>199</b>	<u>Claimant Type</u>	<u>Claims Paid</u>	<u>Amount Paid</u>	<b>Payments in County</b>  <ul style="list-style-type: none"> <li>Resident</li> <li>Loss</li> <li>Both</li> </ul>
		Resident of County	1	\$6,300.00	
		Resident and Loss in County	2	\$41,900.00	
		Claim Loss in County	2	\$9,000.00	
		<b>Totals:</b>	<b>5</b>	<b>\$57,200.00</b>	
<b>W. Feliciana (Louisiana)</b>	<b>34</b>	<u>Claimant Type</u>	<u>Claims Paid</u>	<u>Amount Paid</u>	<b>Payments in County</b>  <ul style="list-style-type: none"> <li>Resident</li> </ul>
		Resident of County	1	\$8,000.00	
		<b>Totals:</b>	<b>1</b>	<b>\$8,000.00</b>	

## GCCF Program Statistics - Overall Summary

(as of November 29, 2010, 5:05 PM ET)

<b>Washington (Louisiana)</b>	<b>470</b>	<u>Claimant Type</u>	<u>Claims Paid</u>	<u>Amount Paid</u>	<b>Payments in County</b>  <ul style="list-style-type: none"> <li>Resident</li> <li>Loss</li> <li>Both</li> </ul>
		Resident of County	37	\$770,200.00	
		Resident and Loss in County	18	\$625,000.00	
		Claim Loss in County	3	\$37,500.00	
		<b>Totals:</b>	<b>58</b>	<b>\$1,432,700.00</b>	
<b>Webster (Louisiana)</b>	<b>14</b>	<u>Claimant Type</u>	<u>Claims Paid</u>	<u>Amount Paid</u>	<b>Payments in County</b>  <ul style="list-style-type: none"> <li>Resident</li> </ul>
		Resident of County	1	\$91,000.00	
		<b>Totals:</b>	<b>1</b>	<b>\$91,000.00</b>	
<b>Alcorn (Mississippi)</b>	<b>6</b>	<u>Claimant Type</u>	<u>Claims Paid</u>	<u>Amount Paid</u>	<b>Payments in County</b>  <ul style="list-style-type: none"> <li>Resident</li> </ul>
		Resident of County	2	\$6,800.00	
		<b>Totals:</b>	<b>2</b>	<b>\$6,800.00</b>	
<b>Amite (Mississippi)</b>	<b>32</b>	<u>Claimant Type</u>	<u>Claims Paid</u>	<u>Amount Paid</u>	<b>Payments in County</b>  <ul style="list-style-type: none"> <li>Resident</li> </ul>
		Resident of County	1	\$22,100.00	
		<b>Totals:</b>	<b>1</b>	<b>\$22,100.00</b>	
<b>Bolivar (Mississippi)</b>	<b>9</b>	<u>Claimant Type</u>	<u>Claims Paid</u>	<u>Amount Paid</u>	<b>Payments in County</b>  <ul style="list-style-type: none"> <li>Resident</li> </ul>
		Resident of County	2	\$8,600.00	
		<b>Totals:</b>	<b>2</b>	<b>\$8,600.00</b>	

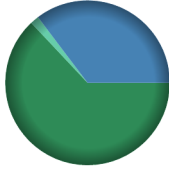
## GCCF Program Statistics - Overall Summary

(as of November 29, 2010, 5:05 PM ET)

<b>Calhoun (Mississippi)</b>	<b>4</b>	<u>Claimant Type</u>	<u>Claims Paid</u>	<u>Amount Paid</u>	<b>Payments in County</b>  <span style="color: green;">■</span> Resident
		Resident of County	1	\$55,000.00	
		<b>Totals:</b>	<b>1</b>	<b>\$55,000.00</b>	
<b>Chickasaw (Mississippi)</b>	<b>1</b>	<u>Claimant Type</u>	<u>Claims Paid</u>	<u>Amount Paid</u>	<b>Payments in County</b>  <span style="color: green;">■</span> Resident
		Resident of County	1	\$6,000.00	
		<b>Totals:</b>	<b>1</b>	<b>\$6,000.00</b>	
<b>Claiborne (Mississippi)</b>	<b>11</b>	<u>Claimant Type</u>	<u>Claims Paid</u>	<u>Amount Paid</u>	<b>Payments in County</b>  <span style="color: green;">■</span> Resident
		Resident of County	1	\$17,600.00	
		<b>Totals:</b>	<b>1</b>	<b>\$17,600.00</b>	
<b>Clarke (Mississippi)</b>	<b>77</b>	<u>Claimant Type</u>	<u>Claims Paid</u>	<u>Amount Paid</u>	<b>Payments in County</b>  <span style="color: green;">■</span> Resident <span style="color: lightgreen;">■</span> Both
		Resident of County	4	\$112,900.00	
		Resident and Loss in County	1	\$9,000.00	
		<b>Totals:</b>	<b>5</b>	<b>\$121,900.00</b>	
<b>Coahoma (Mississippi)</b>	<b>10</b>	<u>Claimant Type</u>	<u>Claims Paid</u>	<u>Amount Paid</u>	<b>Payments in County</b>  <span style="color: green;">■</span> Resident
		Resident of County	1	\$35,000.00	
		<b>Totals:</b>	<b>1</b>	<b>\$35,000.00</b>	




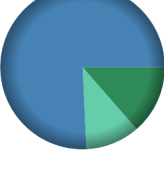
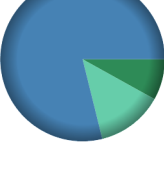
## GCCF Program Statistics - Overall Summary

(as of November 29, 2010, 5:05 PM ET)

<b>Copiah (Mississippi)</b>	<b>30</b>	<u>Claimant Type</u>	<u>Claims Paid</u>	<u>Amount Paid</u>	<b>Payments in County</b>  <ul style="list-style-type: none"> <li>Resident</li> </ul>
		Resident of County	1	\$20,000.00	
		<b>Totals:</b>	<b>1</b>	<b>\$20,000.00</b>	
<b>Covington (Mississippi)</b>	<b>115</b>	<u>Claimant Type</u>	<u>Claims Paid</u>	<u>Amount Paid</u>	<b>Payments in County</b>  <ul style="list-style-type: none"> <li>Resident</li> <li>Both</li> </ul>
		Resident of County	3	\$44,400.00	
		Resident and Loss in County	1	\$1,000.00	
		<b>Totals:</b>	<b>4</b>	<b>\$45,400.00</b>	
<b>Desoto (Mississippi)</b>	<b>55</b>	<u>Claimant Type</u>	<u>Claims Paid</u>	<u>Amount Paid</u>	<b>Payments in County</b>  <ul style="list-style-type: none"> <li>Resident</li> </ul>
		Resident of County	18	\$206,600.00	
		<b>Totals:</b>	<b>18</b>	<b>\$206,600.00</b>	
<b>Forrest (Mississippi)</b>	<b>1,002</b>	<u>Claimant Type</u>	<u>Claims Paid</u>	<u>Amount Paid</u>	<b>Payments in County</b>  <ul style="list-style-type: none"> <li>Resident</li> <li>Loss</li> <li>Both</li> </ul>
		Resident of County	61	\$784,100.00	
		Resident and Loss in County	15	\$439,500.00	
		Claim Loss in County	4	\$21,200.00	
		<b>Totals:</b>	<b>80</b>	<b>\$1,244,800.00</b>	
<b>Franklin (Mississippi)</b>	<b>14</b>	<u>Claimant Type</u>	<u>Claims Paid</u>	<u>Amount Paid</u>	<b>Payments in County</b>  <ul style="list-style-type: none"> <li>Resident</li> <li>Loss</li> </ul>
		Resident of County	1	\$7,500.00	
		Claim Loss in County	1	\$14,600.00	
		<b>Totals:</b>	<b>2</b>	<b>\$22,100.00</b>	

## GCCF Program Statistics - Overall Summary

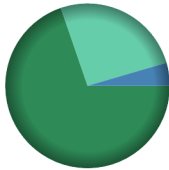



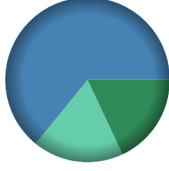
(as of November 29, 2010, 5:05 PM ET)

<b>George (Mississippi)</b>	<b>562</b>	<u>Claimant Type</u>	<u>Claims Paid</u>	<u>Amount Paid</u>	<b>Payments in County</b>  <ul style="list-style-type: none"> <li>Resident</li> <li>Loss</li> <li>Both</li> </ul>
		Resident of County	67	\$957,000.00	
		Resident and Loss in County	29	\$869,100.00	
		Claim Loss in County	7	\$135,200.00	
		<b>Totals:</b>	<b>103</b>	<b>\$1,961,300.00</b>	
<b>Greene (Mississippi)</b>	<b>134</b>	<u>Claimant Type</u>	<u>Claims Paid</u>	<u>Amount Paid</u>	<b>Payments in County</b>  <ul style="list-style-type: none"> <li>Resident</li> <li>Both</li> </ul>
		Resident of County	6	\$60,800.00	
		Resident and Loss in County	5	\$31,900.00	
		<b>Totals:</b>	<b>11</b>	<b>\$92,700.00</b>	
<b>Grenada (Mississippi)</b>	<b>3</b>	<u>Claimant Type</u>	<u>Claims Paid</u>	<u>Amount Paid</u>	<b>Payments in County</b>  <ul style="list-style-type: none"> <li>Resident</li> </ul>
		Resident of County	1	\$5,000.00	
		<b>Totals:</b>	<b>1</b>	<b>\$5,000.00</b>	
<b>Hancock (Mississippi)</b>	<b>3,999</b>	<u>Claimant Type</u>	<u>Claims Paid</u>	<u>Amount Paid</u>	<b>Payments in County</b>  <ul style="list-style-type: none"> <li>Resident</li> <li>Loss</li> <li>Both</li> </ul>
		Resident of County	243	\$3,152,400.00	
		Resident and Loss in County	855	\$17,567,700.00	
		Claim Loss in County	163	\$2,471,400.00	
		<b>Totals:</b>	<b>1,261</b>	<b>\$23,191,500.00</b>	
<b>Harrison (Mississippi)</b>	<b>28,202</b>	<u>Claimant Type</u>	<u>Claims Paid</u>	<u>Amount Paid</u>	<b>Payments in County</b>  <ul style="list-style-type: none"> <li>Resident</li> <li>Loss</li> <li>Both</li> </ul>
		Resident of County	697	\$9,068,036.50	
		Resident and Loss in County	6,425	\$88,548,300.00	
		Claim Loss in County	1,193	\$14,668,900.00	
		<b>Totals:</b>	<b>8,315</b>	<b>\$112,285,236.50</b>	








## GCCF Program Statistics - Overall Summary

(as of November 29, 2010, 5:05 PM ET)

<b>Hinds (Mississippi)</b>	<b>279</b>	<u>Claimant Type</u>	<u>Claims Paid</u>	<u>Amount Paid</u>	<b>Payments in County</b>  <ul style="list-style-type: none"> <li>Resident</li> <li>Loss</li> <li>Both</li> </ul>
		Resident of County	22	\$274,500.00	
		Resident and Loss in County	2	\$17,800.00	
		Claim Loss in County	5	\$101,400.00	
		<b>Totals:</b>	<b>29</b>	<b>\$393,700.00</b>	
<b>Humphreys (Mississippi)</b>	<b>7</b>	<u>Claimant Type</u>	<u>Claims Paid</u>	<u>Amount Paid</u>	<b>Payments in County</b>  <ul style="list-style-type: none"> <li>Resident</li> <li>Loss</li> </ul>
		Resident of County	2	\$18,900.00	
		Claim Loss in County	1	\$28,000.00	
		<b>Totals:</b>	<b>3</b>	<b>\$46,900.00</b>	
<b>Issaquena (Mississippi)</b>	<b>3</b>	<u>Claimant Type</u>	<u>Claims Paid</u>	<u>Amount Paid</u>	<b>Payments in County</b>  <ul style="list-style-type: none"> <li>Resident</li> </ul>
		Resident of County	1	\$10,000.00	
		<b>Totals:</b>	<b>1</b>	<b>\$10,000.00</b>	
<b>Itawamba (Mississippi)</b>	<b>3</b>	<u>Claimant Type</u>	<u>Claims Paid</u>	<u>Amount Paid</u>	<b>Payments in County</b>  <ul style="list-style-type: none"> <li>Resident</li> </ul>
		Resident of County	1	\$6,000.00	
		<b>Totals:</b>	<b>1</b>	<b>\$6,000.00</b>	
<b>Jackson (Mississippi)</b>	<b>13,962</b>	<u>Claimant Type</u>	<u>Claims Paid</u>	<u>Amount Paid</u>	<b>Payments in County</b>  <ul style="list-style-type: none"> <li>Resident</li> <li>Loss</li> <li>Both</li> </ul>
		Resident of County	841	\$9,666,100.00	
		Resident and Loss in County	1,925	\$34,396,600.00	
		Claim Loss in County	725	\$9,582,700.00	
		<b>Totals:</b>	<b>3,491</b>	<b>\$53,645,400.00</b>	


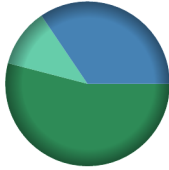

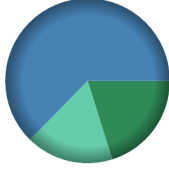

## GCCF Program Statistics - Overall Summary

(as of November 29, 2010, 5:05 PM ET)

<b>Jasper (Mississippi)</b>	<b>112</b>	<u>Claimant Type</u>	<u>Claims Paid</u>	<u>Amount Paid</u>	<b>Payments in County</b>  <span style="color: green;">■</span> Resident <span style="color: lightgreen;">■</span> Both
		Resident of County	2	\$22,200.00	
		Resident and Loss in County	1	\$25,500.00	
		<b>Totals:</b>	<b>3</b>	<b>\$47,700.00</b>	
<b>Jefferson (Mississippi)</b>	<b>37</b>	<u>Claimant Type</u>	<u>Claims Paid</u>	<u>Amount Paid</u>	<b>Payments in County</b>  <span style="color: green;">■</span> Resident
		Resident of County	2	\$18,200.00	
		<b>Totals:</b>	<b>2</b>	<b>\$18,200.00</b>	
<b>Jefferson Davis (Mississippi)</b>	<b>152</b>	<u>Claimant Type</u>	<u>Claims Paid</u>	<u>Amount Paid</u>	<b>Payments in County</b>  <span style="color: green;">■</span> Resident
		Resident of County	2	\$27,200.00	
		<b>Totals:</b>	<b>2</b>	<b>\$27,200.00</b>	
<b>Jones (Mississippi)</b>	<b>190</b>	<u>Claimant Type</u>	<u>Claims Paid</u>	<u>Amount Paid</u>	<b>Payments in County</b>  <span style="color: green;">■</span> Resident <span style="color: lightgreen;">■</span> Both
		Resident of County	14	\$226,300.00	
		Resident and Loss in County	1	\$50,000.00	
		<b>Totals:</b>	<b>15</b>	<b>\$276,300.00</b>	
<b>Kemper (Mississippi)</b>	<b>6</b>	<u>Claimant Type</u>	<u>Claims Paid</u>	<u>Amount Paid</u>	<b>Payments in County</b>  <span style="color: green;">■</span> Loss
		Claim Loss in County	2	\$108,800.00	
		<b>Totals:</b>	<b>2</b>	<b>\$108,800.00</b>	



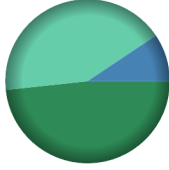


## GCCCF Program Statistics - Overall Summary

(as of November 29, 2010, 5:05 PM ET)

<b>Lafayette (Mississippi)</b>	<b>26</b>	<u>Claimant Type</u>	<u>Claims Paid</u>	<u>Amount Paid</u>	<b>Payments in County</b>  <ul style="list-style-type: none"> <li>Resident</li> </ul>
		Resident of County	10	\$92,100.00	
		<b>Totals:</b>	<b>10</b>	<b>\$92,100.00</b>	
<b>Lamar (Mississippi)</b>	<b>190</b>	<u>Claimant Type</u>	<u>Claims Paid</u>	<u>Amount Paid</u>	<b>Payments in County</b>  <ul style="list-style-type: none"> <li>Resident</li> <li>Loss</li> <li>Both</li> </ul>
		Resident of County	12	\$159,900.00	
		Resident and Loss in County	3	\$102,000.00	
		Claim Loss in County	2	\$34,000.00	
		<b>Totals:</b>	<b>17</b>	<b>\$295,900.00</b>	
<b>Lauderdale (Mississippi)</b>	<b>109</b>	<u>Claimant Type</u>	<u>Claims Paid</u>	<u>Amount Paid</u>	<b>Payments in County</b>  <ul style="list-style-type: none"> <li>Resident</li> </ul>
		Resident of County	17	\$170,400.00	
		<b>Totals:</b>	<b>17</b>	<b>\$170,400.00</b>	
<b>Lawrence (Mississippi)</b>	<b>114</b>	<u>Claimant Type</u>	<u>Claims Paid</u>	<u>Amount Paid</u>	<b>Payments in County</b>  <ul style="list-style-type: none"> <li>Resident</li> <li>Loss</li> <li>Both</li> </ul>
		Resident of County	2	\$21,700.00	
		Resident and Loss in County	5	\$67,500.00	
		Claim Loss in County	2	\$18,500.00	
		<b>Totals:</b>	<b>9</b>	<b>\$107,700.00</b>	
<b>Leake (Mississippi)</b>	<b>16</b>	<u>Claimant Type</u>	<u>Claims Paid</u>	<u>Amount Paid</u>	<b>Payments in County</b>  <ul style="list-style-type: none"> <li>Resident</li> </ul>
		Resident of County	3	\$68,000.00	
		<b>Totals:</b>	<b>3</b>	<b>\$68,000.00</b>	




## GCCF Program Statistics - Overall Summary

(as of November 29, 2010, 5:05 PM ET)

<b>Lee (Mississippi)</b>	<b>28</b>	<u>Claimant Type</u>	<u>Claims Paid</u>	<u>Amount Paid</u>	<u>Payments in County</u>
		Resident of County	10	\$97,600.00	 <div> <span>Resident</span> </div>
		<b>Totals:</b>	<b>10</b>	<b>\$97,600.00</b>	
<b>Leflore (Mississippi)</b>	<b>10</b>	<u>Claimant Type</u>	<u>Claims Paid</u>	<u>Amount Paid</u>	<u>Payments in County</u>
		Resident of County	1	\$7,800.00	 <div> <span>Resident</span> </div>
		<b>Totals:</b>	<b>1</b>	<b>\$7,800.00</b>	
<b>Lincoln (Mississippi)</b>	<b>47</b>	<u>Claimant Type</u>	<u>Claims Paid</u>	<u>Amount Paid</u>	<u>Payments in County</u>
		Resident of County	5	\$114,200.00	 <div> <span>Resident</span>  <span>Loss</span>  <span>Both</span> </div>
		Resident and Loss in County	1	\$22,200.00	
		Claim Loss in County	1	\$100,000.00	
		<b>Totals:</b>	<b>7</b>	<b>\$236,400.00</b>	
<b>Lowndes (Mississippi)</b>	<b>38</b>	<u>Claimant Type</u>	<u>Claims Paid</u>	<u>Amount Paid</u>	<u>Payments in County</u>
		Resident of County	14	\$120,100.00	 <div> <span>Resident</span>  <span>Both</span> </div>
		Resident and Loss in County	1	\$2,400.00	
		<b>Totals:</b>	<b>15</b>	<b>\$122,500.00</b>	
<b>Madison (Mississippi)</b>	<b>173</b>	<u>Claimant Type</u>	<u>Claims Paid</u>	<u>Amount Paid</u>	<u>Payments in County</u>
		Resident of County	40	\$389,400.00	 <div> <span>Resident</span>  <span>Both</span> </div>
		Resident and Loss in County	3	\$52,400.00	
		<b>Totals:</b>	<b>43</b>	<b>\$441,800.00</b>	

## GCCF Program Statistics - Overall Summary

(as of November 29, 2010, 5:05 PM ET)

<b>Marion (Mississippi)</b>	<b>262</b>	<u>Claimant Type</u>	<u>Claims Paid</u>	<u>Amount Paid</u>	<b>Payments in County</b>  <ul style="list-style-type: none"> <li>Resident</li> <li>Loss</li> <li>Both</li> </ul>
		Resident of County	7	\$140,600.00	
		Resident and Loss in County	6	\$123,400.00	
		Claim Loss in County	1	\$18,000.00	
		<b>Totals:</b>	<b>14</b>	<b>\$282,000.00</b>	
<b>Marshall (Mississippi)</b>	<b>4</b>	<u>Claimant Type</u>	<u>Claims Paid</u>	<u>Amount Paid</u>	<b>Payments in County</b>  <ul style="list-style-type: none"> <li>Resident</li> </ul>
		Resident of County	1	\$10,400.00	
		<b>Totals:</b>	<b>1</b>	<b>\$10,400.00</b>	
<b>Monroe (Mississippi)</b>	<b>17</b>	<u>Claimant Type</u>	<u>Claims Paid</u>	<u>Amount Paid</u>	<b>Payments in County</b>  <ul style="list-style-type: none"> <li>Resident</li> </ul>
		Resident of County	11	\$100,800.00	
		<b>Totals:</b>	<b>11</b>	<b>\$100,800.00</b>	
<b>Montgomery (Mississippi)</b>	<b>2</b>	<u>Claimant Type</u>	<u>Claims Paid</u>	<u>Amount Paid</u>	<b>Payments in County</b>  <ul style="list-style-type: none"> <li>Resident</li> </ul>
		Resident of County	1	\$20,000.00	
		<b>Totals:</b>	<b>1</b>	<b>\$20,000.00</b>	
<b>Neshoba (Mississippi)</b>	<b>47</b>	<u>Claimant Type</u>	<u>Claims Paid</u>	<u>Amount Paid</u>	<b>Payments in County</b>  <ul style="list-style-type: none"> <li>Resident</li> <li>Loss</li> </ul>
		Resident of County	4	\$169,100.00	
		Claim Loss in County	2	\$137,300.00	
		<b>Totals:</b>	<b>6</b>	<b>\$306,400.00</b>	

## GCCCF Program Statistics - Overall Summary


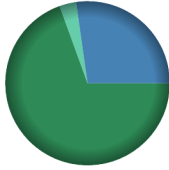



(as of November 29, 2010, 5:05 PM ET)

<b>Newton (Mississippi)</b>	<b>12</b>	<u>Claimant Type</u>	<u>Claims Paid</u>	<u>Amount Paid</u>	<b>Payments in County</b>  <span>■ Resident</span>
		Resident of County	3	\$82,600.00	
		<b>Totals:</b>	<b>3</b>	<b>\$82,600.00</b>	
<b>Noxubee (Mississippi)</b>	<b>13</b>	<u>Claimant Type</u>	<u>Claims Paid</u>	<u>Amount Paid</u>	<b>Payments in County</b>  <span>■ Resident</span>
		Resident of County	1	\$8,800.00	
		<b>Totals:</b>	<b>1</b>	<b>\$8,800.00</b>	
<b>Oktibbeha (Mississippi)</b>	<b>27</b>	<u>Claimant Type</u>	<u>Claims Paid</u>	<u>Amount Paid</u>	<b>Payments in County</b>  <span>■ Resident</span>
		Resident of County	9	\$112,700.00	
		<b>Totals:</b>	<b>9</b>	<b>\$112,700.00</b>	
<b>Panola (Mississippi)</b>	<b>7</b>	<u>Claimant Type</u>	<u>Claims Paid</u>	<u>Amount Paid</u>	<b>Payments in County</b>  <span>■ Resident</span>
		Resident of County	2	\$14,700.00	
		<b>Totals:</b>	<b>2</b>	<b>\$14,700.00</b>	
<b>Pearl River (Mississippi)</b>	<b>1,337</b>	<u>Claimant Type</u>	<u>Claims Paid</u>	<u>Amount Paid</u>	<b>Payments in County</b>  <span>■ Resident</span> <span>■ Loss</span> <span>■ Both</span>
		Resident of County	174	\$1,900,500.00	
		Resident and Loss in County	20	\$577,500.00	
		Claim Loss in County	1	\$44,000.00	
		<b>Totals:</b>	<b>195</b>	<b>\$2,522,000.00</b>	



## GCCF Program Statistics - Overall Summary

(as of November 29, 2010, 5:05 PM ET)

<b>Perry (Mississippi)</b>	<b>65</b>	<u>Claimant Type</u>	<u>Claims Paid</u>	<u>Amount Paid</u>	<b>Payments in County</b>  <ul style="list-style-type: none"> <li>Resident</li> <li>Both</li> </ul>
		Resident of County	5	\$91,700.00	
		Resident and Loss in County	3	\$44,200.00	
		<b>Totals:</b>	<b>8</b>	<b>\$135,900.00</b>	
<b>Pike (Mississippi)</b>	<b>229</b>	<u>Claimant Type</u>	<u>Claims Paid</u>	<u>Amount Paid</u>	<b>Payments in County</b>  <ul style="list-style-type: none"> <li>Resident</li> <li>Loss</li> <li>Both</li> </ul>
		Resident of County	23	\$255,100.00	
		Resident and Loss in County	1	\$100,000.00	
		Claim Loss in County	1	\$12,000.00	
		<b>Totals:</b>	<b>25</b>	<b>\$367,100.00</b>	
<b>Rankin (Mississippi)</b>	<b>136</b>	<u>Claimant Type</u>	<u>Claims Paid</u>	<u>Amount Paid</u>	<b>Payments in County</b>  <ul style="list-style-type: none"> <li>Resident</li> <li>Loss</li> </ul>
		Resident of County	31	\$482,500.00	
		Claim Loss in County	1	\$2,000.00	
		<b>Totals:</b>	<b>32</b>	<b>\$484,500.00</b>	
<b>Scott (Mississippi)</b>	<b>30</b>	<u>Claimant Type</u>	<u>Claims Paid</u>	<u>Amount Paid</u>	<b>Payments in County</b>  <ul style="list-style-type: none"> <li>Resident</li> </ul>
		Resident of County	7	\$68,700.00	
		<b>Totals:</b>	<b>7</b>	<b>\$68,700.00</b>	
<b>Sharkey (Mississippi)</b>	<b>2</b>	<u>Claimant Type</u>	<u>Claims Paid</u>	<u>Amount Paid</u>	<b>Payments in County</b>  <ul style="list-style-type: none"> <li>Resident</li> </ul>
		Resident of County	1	\$4,800.00	
		<b>Totals:</b>	<b>1</b>	<b>\$4,800.00</b>	

## GCCCF Program Statistics - Overall Summary

(as of November 29, 2010, 5:05 PM ET)

<b>Simpson (Mississippi)</b>	<b>55</b>	<u>Claimant Type</u>	<u>Claims Paid</u>	<u>Amount Paid</u>	<b>Payments in County</b>  <ul style="list-style-type: none"> <li>Resident</li> <li>Both</li> </ul>
		Resident of County	4	\$42,700.00	
		Resident and Loss in County	1	\$30,800.00	
		<b>Totals:</b>	<b>5</b>	<b>\$73,500.00</b>	
<b>Smith (Mississippi)</b>	<b>58</b>	<u>Claimant Type</u>	<u>Claims Paid</u>	<u>Amount Paid</u>	<b>Payments in County</b>  <ul style="list-style-type: none"> <li>Resident</li> </ul>
		Resident of County	1	\$3,100.00	
		<b>Totals:</b>	<b>1</b>	<b>\$3,100.00</b>	
<b>Stone (Mississippi)</b>	<b>731</b>	<u>Claimant Type</u>	<u>Claims Paid</u>	<u>Amount Paid</u>	<b>Payments in County</b>  <ul style="list-style-type: none"> <li>Resident</li> <li>Loss</li> <li>Both</li> </ul>
		Resident of County	107	\$1,530,400.00	
		Resident and Loss in County	27	\$792,400.00	
		Claim Loss in County	7	\$90,800.00	
		<b>Totals:</b>	<b>141</b>	<b>\$2,413,600.00</b>	
<b>Sunflower (Mississippi)</b>	<b>16</b>	<u>Claimant Type</u>	<u>Claims Paid</u>	<u>Amount Paid</u>	<b>Payments in County</b>  <ul style="list-style-type: none"> <li>Resident</li> </ul>
		Resident of County	3	\$26,800.00	
		<b>Totals:</b>	<b>3</b>	<b>\$26,800.00</b>	
<b>Tishomingo (Mississippi)</b>	<b>2</b>	<u>Claimant Type</u>	<u>Claims Paid</u>	<u>Amount Paid</u>	<b>Payments in County</b>  <ul style="list-style-type: none"> <li>Resident</li> </ul>
		Resident of County	1	\$2,100.00	
		<b>Totals:</b>	<b>1</b>	<b>\$2,100.00</b>	

## GCCCF Program Statistics - Overall Summary

(as of November 29, 2010, 5:05 PM ET)

<b>Unknown (Mississippi)</b>	<b>148</b>	<u>Claimant Type</u>	<u>Claims Paid</u>	<u>Amount Paid</u>	Payments in County
		Resident of County	22	\$322,200.00	 <div> <span>Resident</span> </div>
		<b>Totals:</b>	<b>22</b>	<b>\$322,200.00</b>	
<b>Walthall (Mississippi)</b>	<b>90</b>	<u>Claimant Type</u>	<u>Claims Paid</u>	<u>Amount Paid</u>	Payments in County
		Resident of County	2	\$29,300.00	 <div> <span>Resident</span> </div>
		<b>Totals:</b>	<b>2</b>	<b>\$29,300.00</b>	
<b>Warren (Mississippi)</b>	<b>35</b>	<u>Claimant Type</u>	<u>Claims Paid</u>	<u>Amount Paid</u>	Payments in County
		Resident of County	6	\$45,900.00	 <div> <span>Resident</span> </div>
		<b>Totals:</b>	<b>6</b>	<b>\$45,900.00</b>	
<b>Washington (Mississippi)</b>	<b>25</b>	<u>Claimant Type</u>	<u>Claims Paid</u>	<u>Amount Paid</u>	Payments in County
		Resident of County	3	\$9,600.00	 <div> <span>Resident</span>  <span>Both</span> </div>
		Resident and Loss in County	1	\$2,200.00	
		<b>Totals:</b>	<b>4</b>	<b>\$11,800.00</b>	
<b>Wayne (Mississippi)</b>	<b>134</b>	<u>Claimant Type</u>	<u>Claims Paid</u>	<u>Amount Paid</u>	Payments in County
		Resident of County	5	\$112,200.00	 <div> <span>Resident</span>  <span>Loss</span>  <span>Both</span> </div>
		Resident and Loss in County	3	\$86,600.00	
		Claim Loss in County	1	\$5,900.00	
		<b>Totals:</b>	<b>9</b>	<b>\$204,700.00</b>	


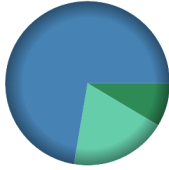



## GCCCF Program Statistics - Overall Summary

(as of November 29, 2010, 5:05 PM ET)

<b>Webster (Mississippi)</b>	<b>2</b>	<u>Claimant Type</u>	<u>Claims Paid</u>	<u>Amount Paid</u>	<b>Payments in County</b>  <div> <span style="color: green;">■</span> Resident         </div>
		Resident of County	1	\$3,000.00	
		<b>Totals:</b>	<b>1</b>	<b>\$3,000.00</b>	
<b>Wilkinson (Mississippi)</b>	<b>26</b>	<u>Claimant Type</u>	<u>Claims Paid</u>	<u>Amount Paid</u>	<b>Payments in County</b>  <div> <span style="color: green;">■</span> Resident         </div>
		Resident of County	2	\$10,800.00	
		<b>Totals:</b>	<b>2</b>	<b>\$10,800.00</b>	
<b>Winston (Mississippi)</b>	<b>33</b>	<u>Claimant Type</u>	<u>Claims Paid</u>	<u>Amount Paid</u>	<b>Payments in County</b>  <div> <span style="color: green;">■</span> Resident         </div>
		Resident of County	2	\$10,500.00	
		<b>Totals:</b>	<b>2</b>	<b>\$10,500.00</b>	
<b>Yazoo (Mississippi)</b>	<b>7</b>	<u>Claimant Type</u>	<u>Claims Paid</u>	<u>Amount Paid</u>	<b>Payments in County</b>  <div> <span style="color: green;">■</span> Resident  <span style="color: lightgreen;">■</span> Loss         </div>
		Resident of County	1	\$3,300.00	
		Claim Loss in County	1	\$74,400.00	
		<b>Totals:</b>	<b>2</b>	<b>\$77,700.00</b>	
<b>Anderson (Texas)</b>	<b>6</b>	<u>Claimant Type</u>	<u>Claims Paid</u>	<u>Amount Paid</u>	<b>Payments in County</b>  <div> <span style="color: green;">■</span> Resident         </div>
		Resident of County	1	\$3,300.00	
		<b>Totals:</b>	<b>1</b>	<b>\$3,300.00</b>	

## GCCCF Program Statistics - Overall Summary

(as of November 29, 2010, 5:05 PM ET)

<b>Angelina (Texas)</b>	<b>13</b>	<u>Claimant Type</u>	<u>Claims Paid</u>	<u>Amount Paid</u>	<b>Payments in County</b>  <ul style="list-style-type: none"> <li>Resident</li> </ul>
		Resident of County	1	\$6,500.00	
		<b>Totals:</b>	<b>1</b>	<b>\$6,500.00</b>	
<b>Aransas (Texas)</b>	<b>82</b>	<u>Claimant Type</u>	<u>Claims Paid</u>	<u>Amount Paid</u>	<b>Payments in County</b>  <ul style="list-style-type: none"> <li>Resident</li> <li>Loss</li> <li>Both</li> </ul>
		Resident of County	2	\$19,100.00	
		Resident and Loss in County	11	\$161,300.00	
		Claim Loss in County	5	\$42,600.00	
		<b>Totals:</b>	<b>18</b>	<b>\$223,000.00</b>	
<b>Austin (Texas)</b>	<b>3</b>	<u>Claimant Type</u>	<u>Claims Paid</u>	<u>Amount Paid</u>	<b>Payments in County</b>  <ul style="list-style-type: none"> <li>Loss</li> </ul>
		Claim Loss in County	1	\$7,400.00	
		<b>Totals:</b>	<b>1</b>	<b>\$7,400.00</b>	
<b>Bay (Texas)</b>	<b>1</b>	<u>Claimant Type</u>	<u>Claims Paid</u>	<u>Amount Paid</u>	<b>Payments in County</b>  <ul style="list-style-type: none"> <li>Loss</li> </ul>
		Claim Loss in County	1	\$30,100.00	
		<b>Totals:</b>	<b>1</b>	<b>\$30,100.00</b>	
<b>Bexar (Texas)</b>	<b>135</b>	<u>Claimant Type</u>	<u>Claims Paid</u>	<u>Amount Paid</u>	<b>Payments in County</b>  <ul style="list-style-type: none"> <li>Resident</li> <li>Both</li> </ul>
		Resident of County	17	\$224,400.00	
		Resident and Loss in County	2	\$182,000.00	
		<b>Totals:</b>	<b>19</b>	<b>\$406,400.00</b>	

## GCCCF Program Statistics - Overall Summary


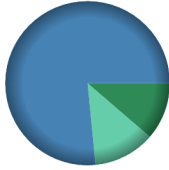



(as of November 29, 2010, 5:05 PM ET)

<b>Bowie (Texas)</b>	<b>6</b>	<u>Claimant Type</u>	<u>Claims Paid</u>	<u>Amount Paid</u>	<u>Payments in County</u>
		Resident of County	2	\$6,500.00	 <ul style="list-style-type: none"> <li>Resident</li> </ul>
		<b>Totals:</b>	<b>2</b>	<b>\$6,500.00</b>	
<b>Brazoria (Texas)</b>	<b>196</b>	<u>Claimant Type</u>	<u>Claims Paid</u>	<u>Amount Paid</u>	<u>Payments in County</u>
		Resident of County	12	\$300,700.00	 <ul style="list-style-type: none"> <li>Resident</li> <li>Loss</li> <li>Both</li> </ul>
		Resident and Loss in County	26	\$1,017,600.00	
		Claim Loss in County	29	\$477,000.00	
		<b>Totals:</b>	<b>67</b>	<b>\$1,795,300.00</b>	
<b>Brazos (Texas)</b>	<b>11</b>	<u>Claimant Type</u>	<u>Claims Paid</u>	<u>Amount Paid</u>	<u>Payments in County</u>
		Resident of County	1	\$18,000.00	 <ul style="list-style-type: none"> <li>Resident</li> </ul>
		<b>Totals:</b>	<b>1</b>	<b>\$18,000.00</b>	
<b>Brown (Texas)</b>	<b>1</b>	<u>Claimant Type</u>	<u>Claims Paid</u>	<u>Amount Paid</u>	<u>Payments in County</u>
		Resident of County	1	\$8,600.00	 <ul style="list-style-type: none"> <li>Resident</li> </ul>
		<b>Totals:</b>	<b>1</b>	<b>\$8,600.00</b>	
<b>Calhoun (Texas)</b>	<b>172</b>	<u>Claimant Type</u>	<u>Claims Paid</u>	<u>Amount Paid</u>	<u>Payments in County</u>
		Resident of County	11	\$566,600.00	 <ul style="list-style-type: none"> <li>Resident</li> <li>Loss</li> <li>Both</li> </ul>
		Resident and Loss in County	9	\$707,000.00	
		Claim Loss in County	25	\$416,500.00	
		<b>Totals:</b>	<b>45</b>	<b>\$1,690,100.00</b>	




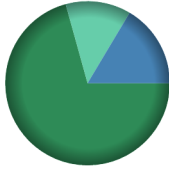



## GCCCF Program Statistics - Overall Summary

(as of November 29, 2010, 5:05 PM ET)

<b>Cameron (Texas)</b>	<b>506</b>	<u>Claimant Type</u>	<u>Claims Paid</u>	<u>Amount Paid</u>	<b>Payments in County</b>  <ul style="list-style-type: none"> <li>Resident</li> <li>Both</li> </ul>
		Resident of County	11	\$272,100.00	
		Resident and Loss in County	62	\$1,471,100.00	
		<b>Totals:</b>	<b>73</b>	<b>\$1,743,200.00</b>	
<b>Chambers (Texas)</b>	<b>58</b>	<u>Claimant Type</u>	<u>Claims Paid</u>	<u>Amount Paid</u>	<b>Payments in County</b>  <ul style="list-style-type: none"> <li>Resident</li> <li>Loss</li> <li>Both</li> </ul>
		Resident of County	5	\$114,600.00	
		Resident and Loss in County	19	\$773,700.00	
		Claim Loss in County	6	\$122,500.00	
		<b>Totals:</b>	<b>30</b>	<b>\$1,010,800.00</b>	
<b>Cherokee (Texas)</b>	<b>5</b>	<u>Claimant Type</u>	<u>Claims Paid</u>	<u>Amount Paid</u>	<b>Payments in County</b>  <ul style="list-style-type: none"> <li>Resident</li> </ul>
		Resident of County	1	\$1,700.00	
		<b>Totals:</b>	<b>1</b>	<b>\$1,700.00</b>	
<b>Collin (Texas)</b>	<b>106</b>	<u>Claimant Type</u>	<u>Claims Paid</u>	<u>Amount Paid</u>	<b>Payments in County</b>  <ul style="list-style-type: none"> <li>Resident</li> <li>Loss</li> </ul>
		Resident of County	39	\$495,900.00	
		Claim Loss in County	3	\$102,100.00	
		<b>Totals:</b>	<b>42</b>	<b>\$598,000.00</b>	
<b>Colorado (Texas)</b>	<b>5</b>	<u>Claimant Type</u>	<u>Claims Paid</u>	<u>Amount Paid</u>	<b>Payments in County</b>  <ul style="list-style-type: none"> <li>Resident</li> </ul>
		Resident of County	1	\$36,000.00	
		<b>Totals:</b>	<b>1</b>	<b>\$36,000.00</b>	



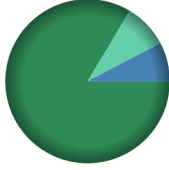
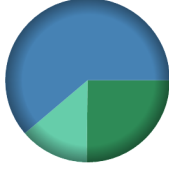
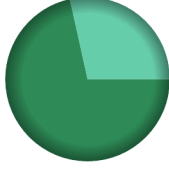
## GCCCF Program Statistics - Overall Summary

(as of November 29, 2010, 5:05 PM ET)

<b>Comal (Texas)</b>	<b>18</b>	<u>Claimant Type</u>	<u>Claims Paid</u>	<u>Amount Paid</u>	<b>Payments in County</b>  <ul style="list-style-type: none"> <li>Resident</li> </ul>
		Resident of County	8	\$181,600.00	
		<b>Totals:</b>	<b>8</b>	<b>\$181,600.00</b>	
<b>Dallas (Texas)</b>	<b>408</b>	<u>Claimant Type</u>	<u>Claims Paid</u>	<u>Amount Paid</u>	<b>Payments in County</b>  <ul style="list-style-type: none"> <li>Resident</li> <li>Loss</li> <li>Both</li> </ul>
		Resident of County	52	\$625,300.00	
		Resident and Loss in County	2	\$145,500.00	
		Claim Loss in County	8	\$113,500.00	
		<b>Totals:</b>	<b>62</b>	<b>\$884,300.00</b>	
<b>Denton (Texas)</b>	<b>59</b>	<u>Claimant Type</u>	<u>Claims Paid</u>	<u>Amount Paid</u>	<b>Payments in County</b>  <ul style="list-style-type: none"> <li>Resident</li> </ul>
		Resident of County	15	\$151,500.00	
		<b>Totals:</b>	<b>15</b>	<b>\$151,500.00</b>	
<b>Ector (Texas)</b>	<b>2</b>	<u>Claimant Type</u>	<u>Claims Paid</u>	<u>Amount Paid</u>	<b>Payments in County</b>  <ul style="list-style-type: none"> <li>Resident</li> </ul>
		Resident of County	1	\$1,500.00	
		<b>Totals:</b>	<b>1</b>	<b>\$1,500.00</b>	
<b>El Paso (Texas)</b>	<b>7</b>	<u>Claimant Type</u>	<u>Claims Paid</u>	<u>Amount Paid</u>	<b>Payments in County</b>  <ul style="list-style-type: none"> <li>Resident</li> </ul>
		Resident of County	1	\$3,700.00	
		<b>Totals:</b>	<b>1</b>	<b>\$3,700.00</b>	



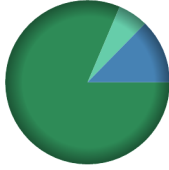
## GCCCF Program Statistics - Overall Summary

(as of November 29, 2010, 5:05 PM ET)

<b>Ellis (Texas)</b>	<b>11</b>	<u>Claimant Type</u>	<u>Claims Paid</u>	<u>Amount Paid</u>	<b>Payments in County</b>  <ul style="list-style-type: none"> <li>Resident</li> </ul>
		Resident of County	1	\$25,000.00	
		<b>Totals:</b>	<b>1</b>	<b>\$25,000.00</b>	
<b>Foard (Texas)</b>	<b>2</b>	<u>Claimant Type</u>	<u>Claims Paid</u>	<u>Amount Paid</u>	<b>Payments in County</b>  <ul style="list-style-type: none"> <li>Resident</li> </ul>
		Resident of County	1	\$13,000.00	
		<b>Totals:</b>	<b>1</b>	<b>\$13,000.00</b>	
<b>Fort Bend (Texas)</b>	<b>240</b>	<u>Claimant Type</u>	<u>Claims Paid</u>	<u>Amount Paid</u>	<b>Payments in County</b>  <ul style="list-style-type: none"> <li>Resident</li> <li>Loss</li> <li>Both</li> </ul>
		Resident of County	39	\$1,407,900.00	
		Resident and Loss in County	7	\$129,300.00	
		Claim Loss in County	6	\$147,300.00	
		<b>Totals:</b>	<b>52</b>	<b>\$1,684,500.00</b>	
<b>Galveston (Texas)</b>	<b>1,340</b>	<u>Claimant Type</u>	<u>Claims Paid</u>	<u>Amount Paid</u>	<b>Payments in County</b>  <ul style="list-style-type: none"> <li>Resident</li> <li>Loss</li> <li>Both</li> </ul>
		Resident of County	130	\$3,746,800.00	
		Resident and Loss in County	377	\$9,105,700.00	
		Claim Loss in County	119	\$2,028,200.00	
		<b>Totals:</b>	<b>626</b>	<b>\$14,880,700.00</b>	
<b>Grayson (Texas)</b>	<b>4</b>	<u>Claimant Type</u>	<u>Claims Paid</u>	<u>Amount Paid</u>	<b>Payments in County</b>  <ul style="list-style-type: none"> <li>Resident</li> <li>Loss</li> </ul>
		Resident of County	1	\$8,300.00	
		Claim Loss in County	1	\$3,300.00	
		<b>Totals:</b>	<b>2</b>	<b>\$11,600.00</b>	

## GCCCF Program Statistics - Overall Summary

(as of November 29, 2010, 5:05 PM ET)

<b>Gregg (Texas)</b>	<b>14</b>	<u>Claimant Type</u>	<u>Claims Paid</u>	<u>Amount Paid</u>	<b>Payments in County</b>  <span style="color: green;">■</span> Resident
		Resident of County	5	\$73,400.00	
		<b>Totals:</b>	<b>5</b>	<b>\$73,400.00</b>	
<b>Guadalupe (Texas)</b>	<b>3</b>	<u>Claimant Type</u>	<u>Claims Paid</u>	<u>Amount Paid</u>	<b>Payments in County</b>  <span style="color: green;">■</span> Resident
		Resident of County	2	\$42,600.00	
		<b>Totals:</b>	<b>2</b>	<b>\$42,600.00</b>	
<b>Hardin (Texas)</b>	<b>21</b>	<u>Claimant Type</u>	<u>Claims Paid</u>	<u>Amount Paid</u>	<b>Payments in County</b>  <span style="color: green;">■</span> Both
		Resident and Loss in County	1	\$10,000.00	
		<b>Totals:</b>	<b>1</b>	<b>\$10,000.00</b>	
<b>Harris (Texas)</b>	<b>3,093</b>	<u>Claimant Type</u>	<u>Claims Paid</u>	<u>Amount Paid</u>	<b>Payments in County</b>  <span style="color: green;">■</span> Resident <span style="color: lightgreen;">■</span> Loss <span style="color: blue;">■</span> Both
		Resident of County	394	\$27,314,300.00	
		Resident and Loss in County	150	\$4,256,000.00	
		Claim Loss in County	107	\$1,988,400.00	
		<b>Totals:</b>	<b>651</b>	<b>\$33,558,700.00</b>	
<b>Harrison (Texas)</b>	<b>2</b>	<u>Claimant Type</u>	<u>Claims Paid</u>	<u>Amount Paid</u>	<b>Payments in County</b>  <span style="color: green;">■</span> Resident
		Resident of County	1	\$10,400.00	
		<b>Totals:</b>	<b>1</b>	<b>\$10,400.00</b>	


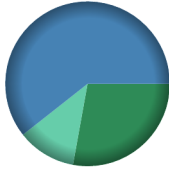

## GCCCF Program Statistics - Overall Summary

(as of November 29, 2010, 5:05 PM ET)

<b>Hays (Texas)</b>	<b>9</b>	<u>Claimant Type</u>	<u>Claims Paid</u>	<u>Amount Paid</u>	<b>Payments in County</b>  <span style="color: green;">■</span> Resident
		Resident of County	2	\$41,300.00	
		<b>Totals:</b>	<b>2</b>	<b>\$41,300.00</b>	
<b>Henderson (Texas)</b>	<b>5</b>	<u>Claimant Type</u>	<u>Claims Paid</u>	<u>Amount Paid</u>	<b>Payments in County</b>  <span style="color: green;">■</span> Resident
		Resident of County	1	\$7,000.00	
		<b>Totals:</b>	<b>1</b>	<b>\$7,000.00</b>	
<b>Hidalgo (Texas)</b>	<b>83</b>	<u>Claimant Type</u>	<u>Claims Paid</u>	<u>Amount Paid</u>	<b>Payments in County</b>  <span style="color: green;">■</span> Resident <span style="color: lightgreen;">■</span> Loss <span style="color: blue;">■</span> Both
		Resident of County	3	\$10,700.00	
		Resident and Loss in County	1	\$6,000.00	
		Claim Loss in County	1	\$10,300.00	
		<b>Totals:</b>	<b>5</b>	<b>\$27,000.00</b>	
<b>Hill (Texas)</b>	<b>3</b>	<u>Claimant Type</u>	<u>Claims Paid</u>	<u>Amount Paid</u>	<b>Payments in County</b>  <span style="color: green;">■</span> Resident
		Resident of County	1	\$21,600.00	
		<b>Totals:</b>	<b>1</b>	<b>\$21,600.00</b>	
<b>Hopkins (Texas)</b>	<b>3</b>	<u>Claimant Type</u>	<u>Claims Paid</u>	<u>Amount Paid</u>	<b>Payments in County</b>  <span style="color: green;">■</span> Resident
		Resident of County	1	\$9,700.00	
		<b>Totals:</b>	<b>1</b>	<b>\$9,700.00</b>	

## GCCCF Program Statistics - Overall Summary

(as of November 29, 2010, 5:05 PM ET)

<b>Jasper (Texas)</b>	<b>25</b>	<u>Claimant Type</u>	<u>Claims Paid</u>	<u>Amount Paid</u>	<b>Payments in County</b>  <ul style="list-style-type: none"> <li>Resident</li> </ul>
		Resident of County	5	\$190,700.00	
		<b>Totals:</b>	<b>5</b>	<b>\$190,700.00</b>	
<b>Jefferson (Texas)</b>	<b>1,427</b>	<u>Claimant Type</u>	<u>Claims Paid</u>	<u>Amount Paid</u>	<b>Payments in County</b>  <ul style="list-style-type: none"> <li>Resident</li> <li>Loss</li> <li>Both</li> </ul>
		Resident of County	118	\$3,092,200.00	
		Resident and Loss in County	295	\$6,731,600.00	
		Claim Loss in County	54	\$1,282,400.00	
		<b>Totals:</b>	<b>467</b>	<b>\$11,106,200.00</b>	
<b>Jim Hogg (Texas)</b>	<b>1</b>	<u>Claimant Type</u>	<u>Claims Paid</u>	<u>Amount Paid</u>	<b>Payments in County</b>  <ul style="list-style-type: none"> <li>Loss</li> </ul>
		Claim Loss in County	1	\$32,400.00	
		<b>Totals:</b>	<b>1</b>	<b>\$32,400.00</b>	
<b>Jim Wells (Texas)</b>	<b>1</b>	<u>Claimant Type</u>	<u>Claims Paid</u>	<u>Amount Paid</u>	<b>Payments in County</b>  <ul style="list-style-type: none"> <li>Both</li> </ul>
		Resident and Loss in County	1	\$79,900.00	
		<b>Totals:</b>	<b>1</b>	<b>\$79,900.00</b>	
<b>Johnson (Texas)</b>	<b>18</b>	<u>Claimant Type</u>	<u>Claims Paid</u>	<u>Amount Paid</u>	<b>Payments in County</b>  <ul style="list-style-type: none"> <li>Resident</li> </ul>
		Resident of County	4	\$131,000.00	
		<b>Totals:</b>	<b>4</b>	<b>\$131,000.00</b>	




## GCCCF Program Statistics - Overall Summary

(as of November 29, 2010, 5:05 PM ET)

Kaufman (Texas)	7	<u>Claimant Type</u>	<u>Claims Paid</u>	<u>Amount Paid</u>	Payments in County
		Resident of County	1	\$11,600.00	 <div> <span>Resident</span> </div>
		<b>Totals:</b>	<b>1</b>	<b>\$11,600.00</b>	
Kendall (Texas)	3	<u>Claimant Type</u>	<u>Claims Paid</u>	<u>Amount Paid</u>	Payments in County
		Resident of County	2	\$15,700.00	 <div> <span>Resident</span> </div>
		<b>Totals:</b>	<b>2</b>	<b>\$15,700.00</b>	
Kleberg (Texas)	2	<u>Claimant Type</u>	<u>Claims Paid</u>	<u>Amount Paid</u>	Payments in County
		Resident of County	1	\$32,400.00	 <div> <span>Resident</span> </div>
		<b>Totals:</b>	<b>1</b>	<b>\$32,400.00</b>	
Lamar (Texas)	2	<u>Claimant Type</u>	<u>Claims Paid</u>	<u>Amount Paid</u>	Payments in County
		Resident of County	1	\$3,200.00	 <div> <span>Resident</span> </div>
		<b>Totals:</b>	<b>1</b>	<b>\$3,200.00</b>	
Liberty (Texas)	19	<u>Claimant Type</u>	<u>Claims Paid</u>	<u>Amount Paid</u>	Payments in County
		Resident of County	2	\$31,400.00	 <div> <span>Resident</span>  <span>Both</span> </div>
		Resident and Loss in County	2	\$105,000.00	
		<b>Totals:</b>	<b>4</b>	<b>\$136,400.00</b>	

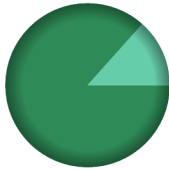

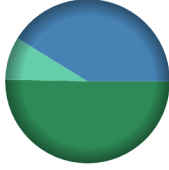
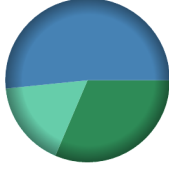

## GCCCF Program Statistics - Overall Summary

(as of November 29, 2010, 5:05 PM ET)

Llano (Texas)	9	<u>Claimant Type</u>	<u>Claims Paid</u>	<u>Amount Paid</u>	Payments in County
		Resident of County	1	\$34,200.00	 <div> <span>Resident</span> </div>
		<b>Totals:</b>	<b>1</b>	<b>\$34,200.00</b>	
Lubbock (Texas)	7	<u>Claimant Type</u>	<u>Claims Paid</u>	<u>Amount Paid</u>	Payments in County
		Resident of County	1	\$3,400.00	 <div> <span>Resident</span> </div>
		<b>Totals:</b>	<b>1</b>	<b>\$3,400.00</b>	
Matagorda (Texas)	289	<u>Claimant Type</u>	<u>Claims Paid</u>	<u>Amount Paid</u>	Payments in County
		Resident of County	17	\$860,100.00	 <div> <span>Resident</span>  <span>Loss</span>  <span>Both</span> </div>
		Resident and Loss in County	80	\$3,423,600.00	
		Claim Loss in County	12	\$820,100.00	
		<b>Totals:</b>	<b>109</b>	<b>\$5,103,800.00</b>	
McLennan (Texas)	16	<u>Claimant Type</u>	<u>Claims Paid</u>	<u>Amount Paid</u>	Payments in County
		Resident of County	10	\$196,100.00	 <div> <span>Resident</span> </div>
		<b>Totals:</b>	<b>10</b>	<b>\$196,100.00</b>	
Milam (Texas)	2	<u>Claimant Type</u>	<u>Claims Paid</u>	<u>Amount Paid</u>	Payments in County
		Resident of County	1	\$5,800.00	 <div> <span>Resident</span> </div>
		<b>Totals:</b>	<b>1</b>	<b>\$5,800.00</b>	






## GCCCF Program Statistics - Overall Summary

(as of November 29, 2010, 5:05 PM ET)

<b>Montgomery (Texas)</b>	<b>166</b>	<u>Claimant Type</u>	<u>Claims Paid</u>	<u>Amount Paid</u>	<b>Payments in County</b>  <ul style="list-style-type: none"> <li>Resident</li> <li>Both</li> </ul>
		Resident of County	24	\$457,100.00	
		Resident and Loss in County	2	\$70,700.00	
		<b>Totals:</b>	<b>26</b>	<b>\$527,800.00</b>	
<b>Nacogdoches (Texas)</b>	<b>20</b>	<u>Claimant Type</u>	<u>Claims Paid</u>	<u>Amount Paid</u>	<b>Payments in County</b>  <ul style="list-style-type: none"> <li>Resident</li> <li>Loss</li> </ul>
		Resident of County	3	\$89,000.00	
		Claim Loss in County	5	\$252,000.00	
		<b>Totals:</b>	<b>8</b>	<b>\$341,000.00</b>	
<b>Nueces (Texas)</b>	<b>98</b>	<u>Claimant Type</u>	<u>Claims Paid</u>	<u>Amount Paid</u>	<b>Payments in County</b>  <ul style="list-style-type: none"> <li>Resident</li> <li>Loss</li> <li>Both</li> </ul>
		Resident of County	5	\$90,200.00	
		Resident and Loss in County	3	\$73,900.00	
		Claim Loss in County	1	\$15,200.00	
		<b>Totals:</b>	<b>9</b>	<b>\$179,300.00</b>	
<b>Orange (Texas)</b>	<b>200</b>	<u>Claimant Type</u>	<u>Claims Paid</u>	<u>Amount Paid</u>	<b>Payments in County</b>  <ul style="list-style-type: none"> <li>Resident</li> <li>Loss</li> <li>Both</li> </ul>
		Resident of County	20	\$258,600.00	
		Resident and Loss in County	17	\$424,900.00	
		Claim Loss in County	6	\$139,800.00	
		<b>Totals:</b>	<b>43</b>	<b>\$823,300.00</b>	
<b>Parker (Texas)</b>	<b>4</b>	<u>Claimant Type</u>	<u>Claims Paid</u>	<u>Amount Paid</u>	<b>Payments in County</b>  <ul style="list-style-type: none"> <li>Resident</li> </ul>
		Resident of County	2	\$17,300.00	
		<b>Totals:</b>	<b>2</b>	<b>\$17,300.00</b>	

## GCCCF Program Statistics - Overall Summary

(as of November 29, 2010, 5:05 PM ET)

Polk (Texas)	7	<u>Claimant Type</u>	<u>Claims Paid</u>	<u>Amount Paid</u>	Payments in County
		Resident of County	2	\$81,700.00	 <div> <span>Resident</span> </div>
		<b>Totals:</b>	<b>2</b>	<b>\$81,700.00</b>	
Presidio (Texas)	2	<u>Claimant Type</u>	<u>Claims Paid</u>	<u>Amount Paid</u>	Payments in County
		Resident of County	2	\$3,900.00	 <div> <span>Resident</span> </div>
		<b>Totals:</b>	<b>2</b>	<b>\$3,900.00</b>	
Refugio (Texas)	3	<u>Claimant Type</u>	<u>Claims Paid</u>	<u>Amount Paid</u>	Payments in County
		Resident of County	1	\$26,900.00	 <div> <span>Resident</span> </div>
		<b>Totals:</b>	<b>1</b>	<b>\$26,900.00</b>	
Rockwall (Texas)	9	<u>Claimant Type</u>	<u>Claims Paid</u>	<u>Amount Paid</u>	Payments in County
		Resident of County	3	\$46,500.00	 <div> <span>Resident</span> </div>
		<b>Totals:</b>	<b>3</b>	<b>\$46,500.00</b>	
Sabine (Texas)	3	<u>Claimant Type</u>	<u>Claims Paid</u>	<u>Amount Paid</u>	Payments in County
		Resident of County	1	\$40,000.00	 <div> <span>Resident</span> </div>
		<b>Totals:</b>	<b>1</b>	<b>\$40,000.00</b>	

## GCCF Program Statistics - Overall Summary

(as of November 29, 2010, 5:05 PM ET)

<b>San Jacinto (Texas)</b>	<b>6</b>	<u>Claimant Type</u>	<u>Claims Paid</u>	<u>Amount Paid</u>	<b>Payments in County</b>  <ul style="list-style-type: none"> <li>Resident</li> <li>Loss</li> </ul>
		Resident of County	3	\$48,900.00	
		Claim Loss in County	1	\$30,000.00	
		<b>Totals:</b>	<b>4</b>	<b>\$78,900.00</b>	
<b>San Patricio (Texas)</b>	<b>77</b>	<u>Claimant Type</u>	<u>Claims Paid</u>	<u>Amount Paid</u>	<b>Payments in County</b>  <ul style="list-style-type: none"> <li>Resident</li> <li>Both</li> </ul>
		Resident of County	1	\$1,000.00	
		Resident and Loss in County	6	\$140,400.00	
		<b>Totals:</b>	<b>7</b>	<b>\$141,400.00</b>	
<b>Smith (Texas)</b>	<b>9</b>	<u>Claimant Type</u>	<u>Claims Paid</u>	<u>Amount Paid</u>	<b>Payments in County</b>  <ul style="list-style-type: none"> <li>Resident</li> </ul>
		Resident of County	1	\$35,200.00	
		<b>Totals:</b>	<b>1</b>	<b>\$35,200.00</b>	
<b>Tarrant (Texas)</b>	<b>257</b>	<u>Claimant Type</u>	<u>Claims Paid</u>	<u>Amount Paid</u>	<b>Payments in County</b>  <ul style="list-style-type: none"> <li>Resident</li> <li>Loss</li> <li>Both</li> </ul>
		Resident of County	58	\$999,600.00	
		Resident and Loss in County	4	\$351,100.00	
		Claim Loss in County	8	\$484,200.00	
		<b>Totals:</b>	<b>70</b>	<b>\$1,834,900.00</b>	
<b>Titus (Texas)</b>	<b>2</b>	<u>Claimant Type</u>	<u>Claims Paid</u>	<u>Amount Paid</u>	<b>Payments in County</b>  <ul style="list-style-type: none"> <li>Resident</li> </ul>
		Resident of County	1	\$1,000.00	
		<b>Totals:</b>	<b>1</b>	<b>\$1,000.00</b>	

## GCCCF Program Statistics - Overall Summary










(as of November 29, 2010, 5:05 PM ET)

Travis (Texas)	115	<u>Claimant Type</u>	<u>Claims Paid</u>	<u>Amount Paid</u>	Payments in County  Resident Both
		Resident of County	17	\$178,000.00	
		Resident and Loss in County	1	\$15,000.00	
		<b>Totals:</b>	<b>18</b>	<b>\$193,000.00</b>	
Tyler (Texas)	4	<u>Claimant Type</u>	<u>Claims Paid</u>	<u>Amount Paid</u>	Payments in County  Resident
		Resident of County	3	\$28,000.00	
		<b>Totals:</b>	<b>3</b>	<b>\$28,000.00</b>	
Unknown (Texas)	24	<u>Claimant Type</u>	<u>Claims Paid</u>	<u>Amount Paid</u>	Payments in County  Resident
		Resident of County	2	\$86,000.00	
		<b>Totals:</b>	<b>2</b>	<b>\$86,000.00</b>	
Vermilion (Texas)	2	<u>Claimant Type</u>	<u>Claims Paid</u>	<u>Amount Paid</u>	Payments in County  Loss
		Claim Loss in County	2	\$42,500.00	
		<b>Totals:</b>	<b>2</b>	<b>\$42,500.00</b>	
Victoria (Texas)	18	<u>Claimant Type</u>	<u>Claims Paid</u>	<u>Amount Paid</u>	Payments in County  Resident Loss
		Resident of County	3	\$44,700.00	
		Claim Loss in County	1	\$6,900.00	
		<b>Totals:</b>	<b>4</b>	<b>\$51,600.00</b>	



## GCCCF Program Statistics - Overall Summary

(as of November 29, 2010, 5:05 PM ET)

Waller (Texas)	5	<u>Claimant Type</u>	<u>Claims Paid</u>	<u>Amount Paid</u>	Payments in County
		Resident of County	1	\$24,500.00	 Resident
		Totals:	1	\$24,500.00	
Webb (Texas)	3	<u>Claimant Type</u>	<u>Claims Paid</u>	<u>Amount Paid</u>	Payments in County
		Resident of County	1	\$23,800.00	 Resident
		Totals:	1	\$23,800.00	
Wichita (Texas)	5	<u>Claimant Type</u>	<u>Claims Paid</u>	<u>Amount Paid</u>	Payments in County
		Resident of County	1	\$2,700.00	 Resident
		Totals:	1	\$2,700.00	
Williamson (Texas)	29	<u>Claimant Type</u>	<u>Claims Paid</u>	<u>Amount Paid</u>	Payments in County
		Resident of County	7	\$71,500.00	 Resident
		Totals:	7	\$71,500.00	
Wise (Texas)	1	<u>Claimant Type</u>	<u>Claims Paid</u>	<u>Amount Paid</u>	Payments in County
		Resident of County	1	\$7,600.00	 Resident
		Totals:	1	\$7,600.00	