

GCCF Program Statistics - Overall Summary

(as of November 27, 2010, 5:05 PM ET)

Claimant Status	No. of Claimants
TOTAL GCCF Claimants to Date <i>(Claimants may have one or more Claim Type)</i>	450,711
1. Claimants Paid and Approved for Payment	134,972
2. Claimants Requiring Additional Information or Documentation <i>(Claimants providing no documentation: 77,224)</i>	139,089
3. Claimants Referred to Government, Moratorium and Real Estate funds	19
4. Denied Claimants	79,868
5. Claimants Under Review (Emergency Advance Payment)	86,577
6. Claimants Under Review (for Final Claim only)	10,186

Claimants <i>(Claimants may have one or more Claim Type)</i>	No. of Claimants
1. Individual*	374,777
2. Business*	75,934
<i>*Individual v. Business classification is subject to change.</i>	
<i>Represented Claimants: 11,214</i>	
Total to Date	450,711

Claims by Emergency Payment Type	No. of Claims Paid or Approved for Payment	No. of Claims Paid	Amount Paid
1. Emergency Advance Payment (One Month)	11,638	11,596	\$ 104,229,675.88
2. Emergency Advance Payment (Six Months)	123,618	120,540	\$ 1,936,164,115.00
Sub-Total to Date	135,256	132,136	\$ 2,040,393,790.88

Separate Fund for Real Estate Brokers and Agents			\$ 41,500,000.00
Total to Date			\$ 2,081,893,790.88

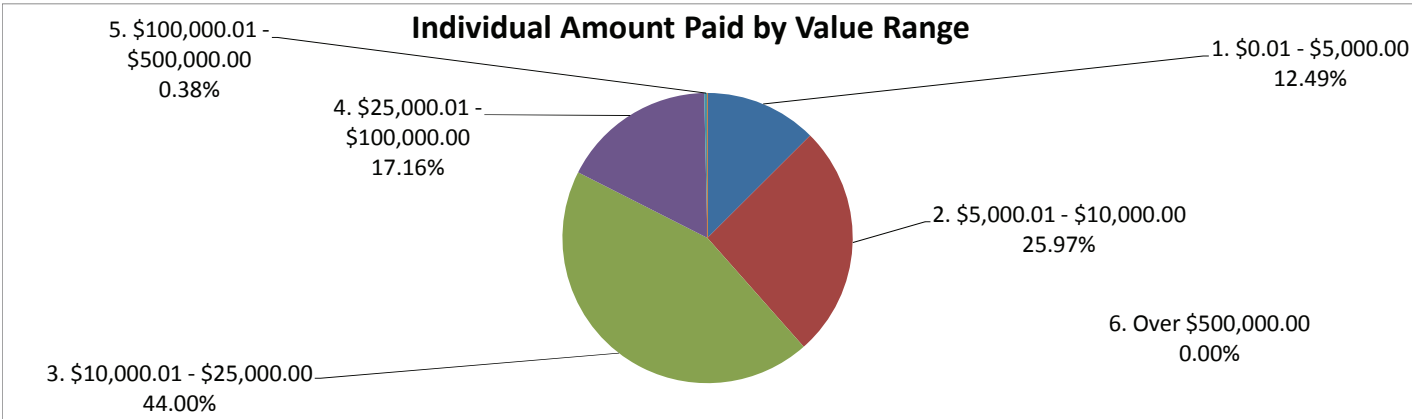
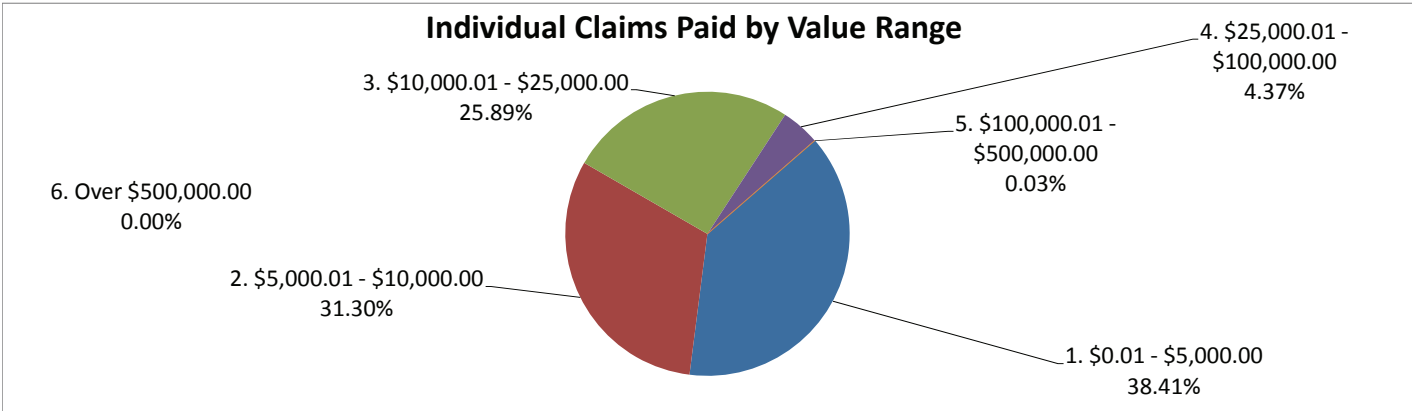
Claims by Category <i>(includes Individual and Business)</i>	No. of Claims Paid	Amount Paid
1. Removal and Clean Up Costs	0	\$ -
2. Real or Personal Property	96	\$ 755,463.38
3. Lost Earnings or Profits	132,017	\$ 2,039,610,991.00
4. Loss of Subsistence Use of Natural Resources	5	\$ 13,000.00
5. Physical Injury / Death	18	\$ 14,336.50
Total to Date	132,136	\$ 2,040,393,790.88

Claims by Type	No. of Claims Paid	No. of Claims Paid where Claimant Participated in BP Claims Process	No. of Claims Paid for new Claimants	Total Amount Paid
1. Individual	97,433	24,598	72,835	\$ 882,387,914.88
2. Business	34,703	23,061	11,642	\$ 1,158,005,876.00
Total to Date	132,136	47,659	84,477	\$ 2,040,393,790.88

GCCF Program Statistics - Overall Summary
(as of November 27, 2010, 5:05 PM ET)

Individual Claims by Amount
(Claimants may have more than one Claim Type)

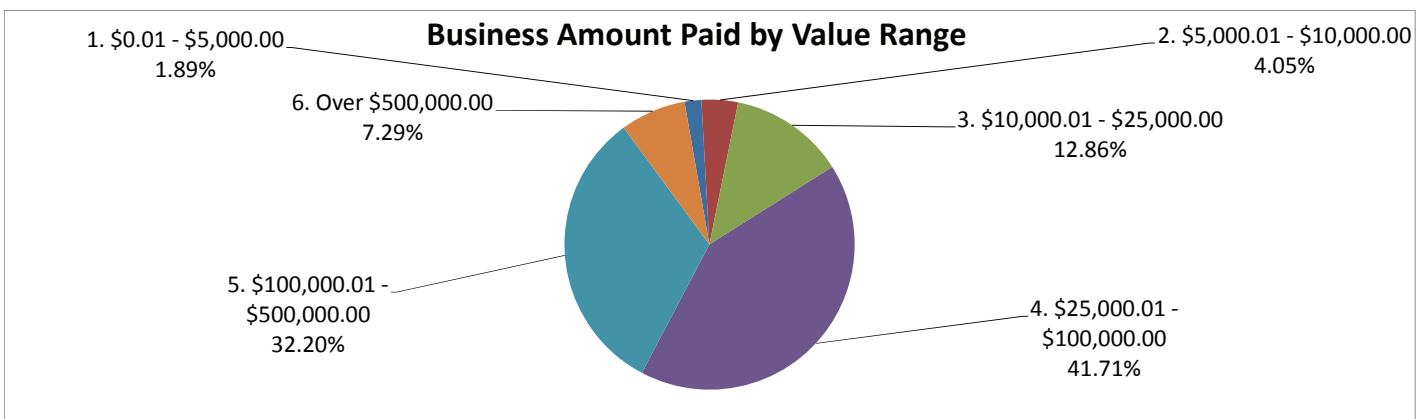
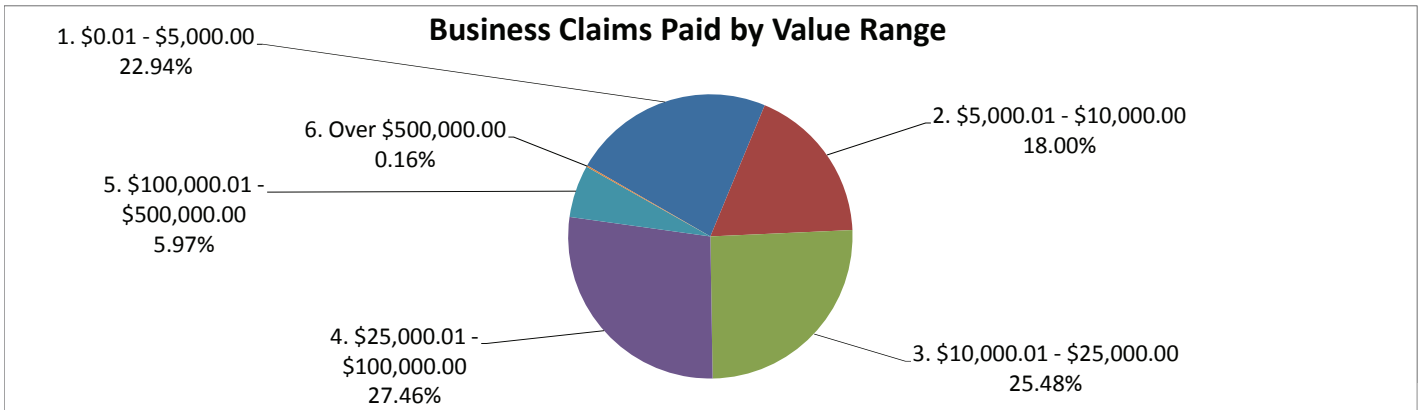
Claims by Amount	No. of Claims Paid	Amount Paid
1. \$0.01 - \$5,000.00	37,423	\$ 110,227,836.50
2. \$5,000.01 - \$10,000.00	30,498	\$ 229,135,800.00
3. \$10,000.01 - \$25,000.00	25,227	\$ 388,290,450.00
4. \$25,000.01 - \$100,000.00	4,259	\$ 151,404,728.38
5. \$100,000.01 - \$500,000.00	26	\$ 3,329,100.00
6. Over \$500,000.00	0	\$ -
Total to Date	97,433	\$ 882,387,914.88



GCCF Program Statistics - Overall Summary
(as of November 27, 2010, 5:05 PM ET)

Business Claims by Amount
(Claimants may have more than one Claim Type)

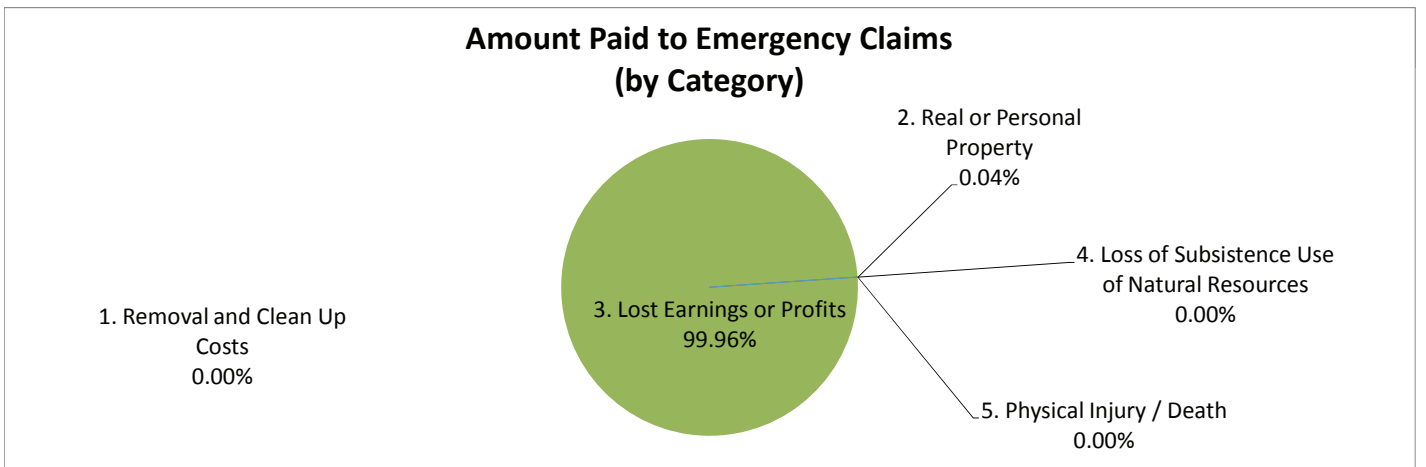
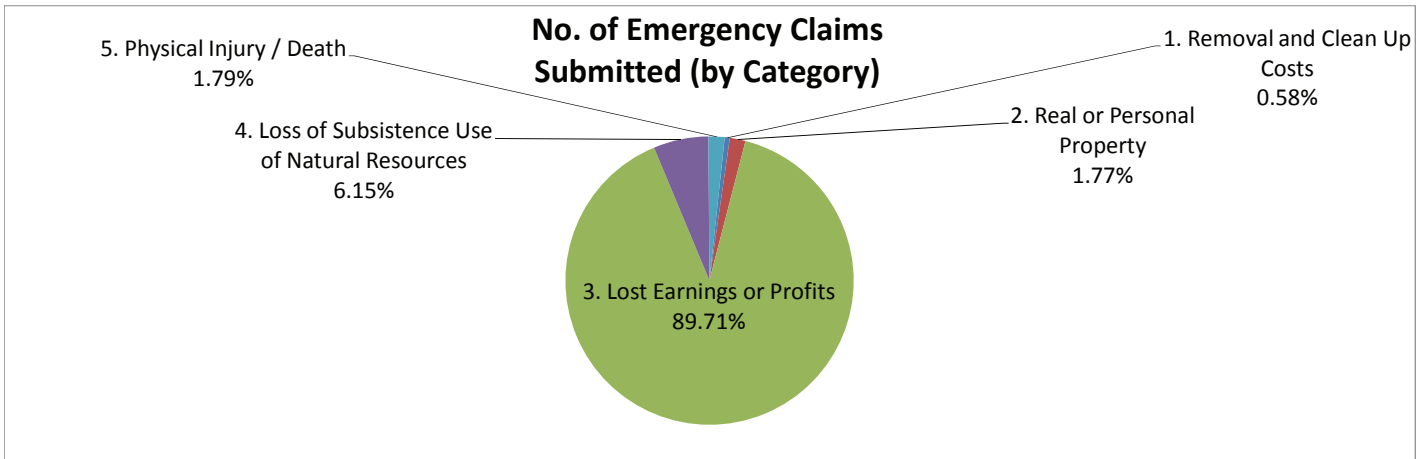
Claims by Amount	No. of Claims Paid	Amount Paid
1. \$0.01 - \$5,000.00	7,961	\$ 21,907,800.00
2. \$5,000.01 - \$10,000.00	6,246	\$ 46,923,800.00
3. \$10,000.01 - \$25,000.00	8,841	\$ 148,936,800.00
4. \$25,000.01 - \$100,000.00	9,529	\$ 483,025,000.00
5. \$100,000.01 - \$500,000.00	2,072	\$ 372,845,400.00
6. Over \$500,000.00	54	\$ 84,367,076.00
Total to Date	34,703	\$ 1,158,005,876.00



GCCF Program Statistics - Overall Summary
(as of November 27, 2010, 5:05 PM ET)

Emergency Advance Claim Counts by Category
(Claimants may have more than one Claim Type)

Claims for Emergency Advance Payment	Claims Submitted	No. of Claims Paid	Amount Paid
1. Removal and Clean Up Costs	2,813	0	\$ -
2. Real or Personal Property	8,534	96	\$ 755,463.38
3. Lost Earnings or Profits	433,211	132,017	\$ 2,039,610,991.00
4. Loss of Subsistence Use of Natural Resources	29,722	5	\$ 13,000.00
5. Physical Injury / Death	8,638	18	\$ 14,336.50
Total to Date	482,918	132,136	\$ 2,040,393,790.88



GCCF Program Statistics - Overall Summary

(as of November 27, 2010, 5:05 PM ET)

Final Payment Claim Counts by Category

(Claimants may have more than one Claim Type)

Claims Seeking Final Payment	Claims Submitted	No. of Claims Paid	Amount Paid
1. Removal and Clean Up Costs	527	0	\$ -
2. Real or Personal Property	2,038	0	\$ -
3. Lost Earnings or Profits	29,714	0	\$ -
4. Loss of Subsistence Use of Natural Resources	2,908	0	\$ -
5. Physical Injury / Death	726	0	\$ -
Total to Date	35,913	0	\$ -



Amount Paid to Final Claims (by Category)

No data to chart yet

GCCF Program Statistics - Overall Summary

(as of November 27, 2010, 5:05 PM ET)

Claims by Category and Amount

(Claimants may have more than one Claim Type)

Claims by Category and Amount	No. of Claims Paid	Amount Paid
1. Removal and Clean Up Costs		
a. \$0.01 - \$5,000.00	0	\$ -
b. \$5,000.01 - \$10,000.00	0	\$ -
c. \$10,000.01 - \$25,000.00	0	\$ -
d. \$25,000.01 - \$100,000.00	0	\$ -
e. \$100,000.01 - \$500,000.00	0	\$ -
f. Over \$500,000.00	0	\$ -
Sub-Total to Date	0	\$ -
2. Real or Personal Property		
a. \$0.01 - \$5,000.00	62	\$ 125,000.00
b. \$5,000.01 - \$10,000.00	18	\$ 125,700.00
c. \$10,000.01 - \$25,000.00	10	\$ 164,200.00
d. \$25,000.01 - \$100,000.00	5	\$ 164,463.38
e. \$100,000.01 - \$500,000.00	1	\$ 176,100.00
f. Over \$500,000.00	0	\$ -
Sub-Total to Date	96	\$ 755,463.38
3. Lost Earnings or Profits		
a. \$0.01 - \$5,000.00	45,299	\$ 131,983,300.00
b. \$5,000.01 - \$10,000.00	36,726	\$ 275,933,900.00
c. \$10,000.01 - \$25,000.00	34,058	\$ 537,063,050.00
d. \$25,000.01 - \$100,000.00	13,783	\$ 634,265,265.00
e. \$100,000.01 - \$500,000.00	2,097	\$ 375,998,400.00
f. Over \$500,000.00	54	\$ 84,367,076.00
Sub-Total to Date	132,017	\$ 2,039,610,991.00

GCCF Program Statistics - Overall Summary (as of November 27, 2010, 5:05 PM ET)

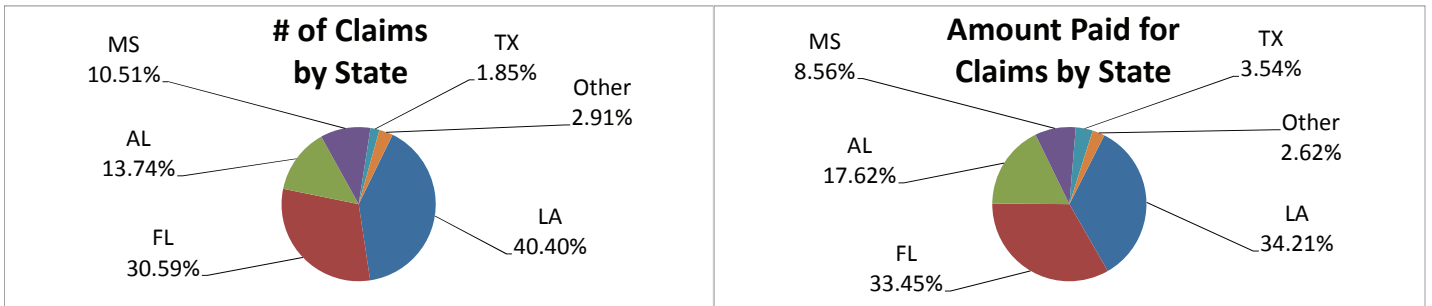
Claims by Category and Amount (Claimants may have more than one Claim Type)

Claims by Category and Amount	No. of Claims Paid	Amount Paid
4. Loss of Subsistence Use of Natural Resources		
a. \$0.01 - \$5,000.00	5	\$ 13,000.00
b. \$5,000.01 - \$10,000.00	0	\$ -
c. \$10,000.01 - \$25,000.00	0	\$ -
d. \$25,000.01 - \$100,000.00	0	\$ -
e. \$100,000.01 - \$500,000.00	0	\$ -
f. Over \$500,000.00	0	\$ -
Sub-Total to Date	5	\$ 13,000.00
5. Physical Injury / Death		
a. \$0.01 - \$5,000.00	18	\$ 14,336.50
b. \$5,000.01 - \$10,000.00	0	\$ -
c. \$10,000.01 - \$25,000.00	0	\$ -
d. \$25,000.01 - \$100,000.00	0	\$ -
e. \$100,000.01 - \$500,000.00	0	\$ -
f. Over \$500,000.00	0	\$ -
Sub-Total to Date	18	\$ 14,336.50
6. Other Claims		
a. \$0.01 - \$5,000.00	0	\$ -
b. \$5,000.01 - \$10,000.00	0	\$ -
c. \$10,000.01 - \$25,000.00	0	\$ -
d. \$25,000.01 - \$100,000.00	0	\$ -
e. \$100,000.01 - \$500,000.00	0	\$ -
f. Over \$500,000.00	0	\$ -
Sub-Total to Date	0	\$ -
Total to Date	132,136	\$ 2,040,393,790.88

GCCF Program Statistics - Overall Summary (as of November 27, 2010, 5:05 PM ET)

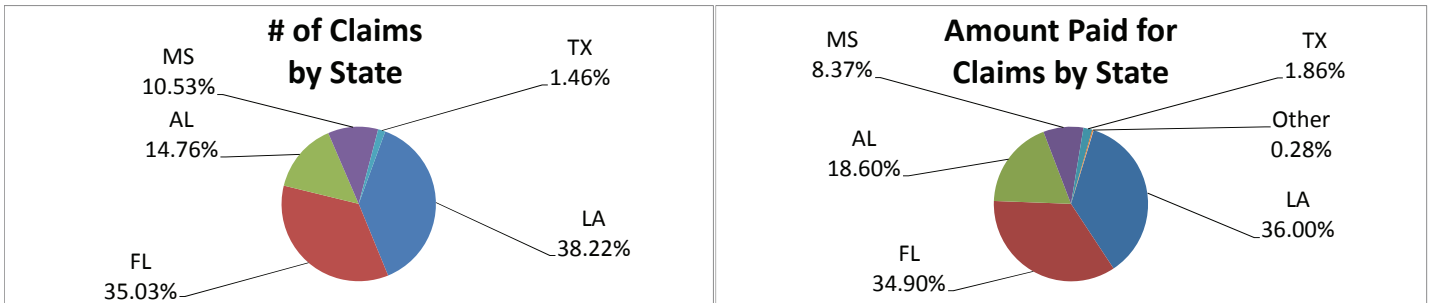
Claims by State of Residence (Claimants may have more than one Claim Type)

Claim State of Residence	Claims Submitted	No. of Claims Paid	Amount Paid
Louisiana	209,597	46,339	\$ 697,920,450.00
Florida	158,729	46,348	\$ 682,484,976.00
Alabama	71,266	20,651	\$ 359,443,528.38
Mississippi	54,555	11,796	\$ 174,732,836.50
Texas	9,601	2,162	\$ 72,292,800.00
Others	15,083	4,840	\$ 53,519,200.00
Total to Date	518,831	132,136	\$ 2,040,393,790.88



Claims by State of Loss (Claimants may have more than one Claim Type)

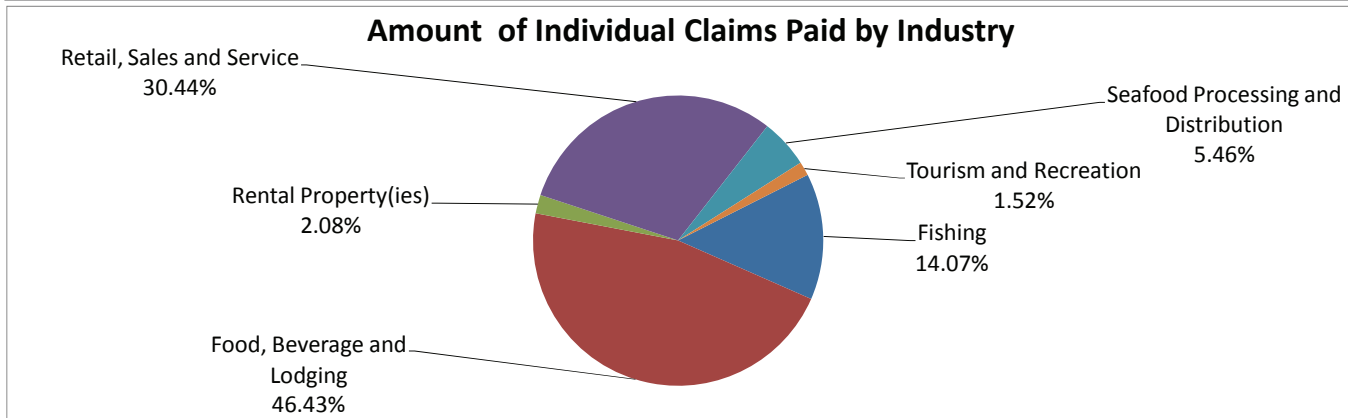
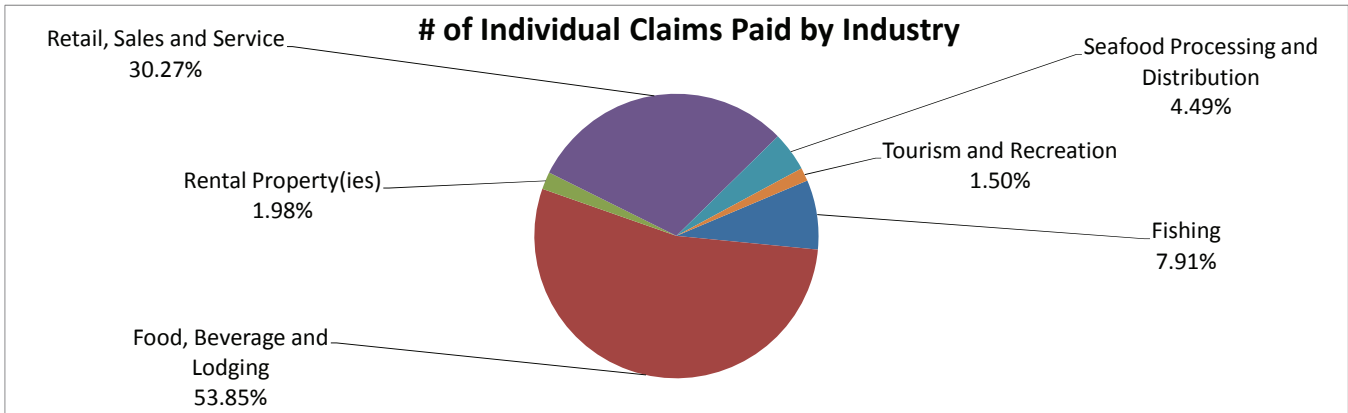
Claim State of Loss	Claims Submitted	No. of Claims Paid	Amount Paid
Louisiana	109,222	46,901	\$ 734,448,815.00
Florida	100,103	49,806	\$ 712,122,976.00
Alabama	42,168	22,287	\$ 379,502,500.00
Mississippi	30,092	11,367	\$ 170,682,500.00
Texas	4,183	1,480	\$ 37,946,000.00
Other State / Pending Location Verification		295	\$ 5,690,999.88
Total to Date		132,136	\$ 2,040,393,790.88



GCCF Program Statistics - Overall Summary
 (as of November 27, 2010, 5:05 PM ET)

Individual Lost Earnings or Profits Claims Paid by Industry
 (Claimants may have more than one Claim Type)

Claims by Amount	No. of Claims Paid	Amount Paid
Fishing	7,699	\$ 124,145,800.00
Food, Beverage and Lodging	52,424	\$ 409,561,300.00
Rental Property(ies)	1,932	\$ 18,363,800.00
Retail, Sales and Service	29,462	\$ 268,512,300.00
Seafood Processing and Distribution	4,369	\$ 48,121,815.00
Tourism and Recreation	1,460	\$ 13,379,000.00
Total to Date	97,346	\$ 882,084,015.00

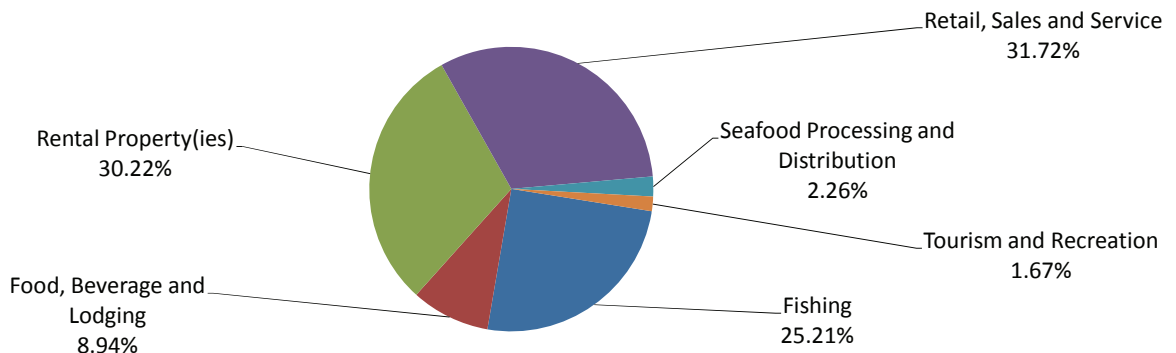


GCCF Program Statistics - Overall Summary
(as of November 27, 2010, 5:05 PM ET)

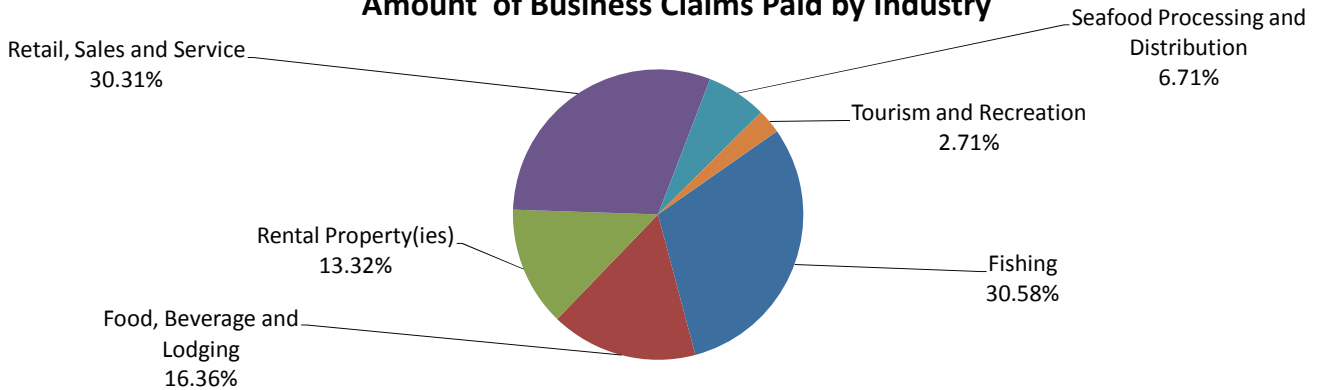
Business Lost Earnings or Profits Claims Paid by Industry
(Claimants may have more than one Claim Type)

Claims by Amount	No. of Claims Paid	Amount Paid
Fishing	8,740	\$ 354,022,900.00
Food, Beverage and Lodging	3,098	\$ 189,363,300.00
Rental Property(ies)	10,476	\$ 154,205,876.00
Retail, Sales and Service	10,996	\$ 350,795,300.00
Seafood Processing and Distribution	783	\$ 77,712,900.00
Tourism and Recreation	578	\$ 31,426,700.00
Total to Date	34,671	\$ 1,157,526,976.00

of Business Claims Paid by Industry


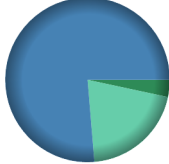
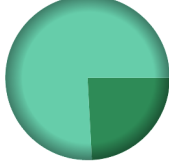




Amount of Business Claims Paid by Industry




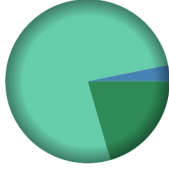



GCCF Program Statistics - Overall Summary

(as of November 27, 2010, 5:05 PM ET)



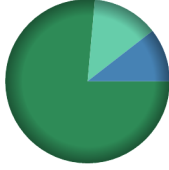


County Name	Residents				
Autauga (Alabama)	54	<u>Claimant Type</u>	<u>Claims Paid</u>	<u>Amount Paid</u>	Payments in County  ■ Resident ■ Both
		Resident of County	13	\$112,400.00	
		Resident and Loss in County	1	\$2,300.00	
		Totals:	14	\$114,700.00	
Baldwin (Alabama)	26,390	<u>Claimant Type</u>	<u>Claims Paid</u>	<u>Amount Paid</u>	Payments in County  ■ Resident ■ Loss ■ Both
		Resident of County	566	\$8,584,263.38	
		Resident and Loss in County	9,443	\$195,178,900.00	
		Claim Loss in County	4,373	\$51,966,700.00	
Totals:		14,382	\$255,729,863.38		
Barbour (Alabama)	21	<u>Claimant Type</u>	<u>Claims Paid</u>	<u>Amount Paid</u>	Payments in County  ■ Resident ■ Both
		Resident of County	3	\$29,100.00	
		Resident and Loss in County	2	\$91,300.00	
		Totals:	5	\$120,400.00	
Bibb (Alabama)	11	<u>Claimant Type</u>	<u>Claims Paid</u>	<u>Amount Paid</u>	Payments in County  ■ Resident
		Resident of County	6	\$26,700.00	
		Totals:	6	\$26,700.00	
Blount (Alabama)	11	<u>Claimant Type</u>	<u>Claims Paid</u>	<u>Amount Paid</u>	Payments in County  ■ Resident
		Resident of County	3	\$14,200.00	
		Totals:	3	\$14,200.00	

GCCF Program Statistics - Overall Summary

(as of November 27, 2010, 5:05 PM ET)



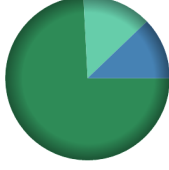
County (Alabama)	Total Claims	Claimant Type	Claims Paid	Amount Paid	Payments in County
Bullock (Alabama)	7	<u>Claimant Type</u>	<u>Claims Paid</u>	<u>Amount Paid</u>	Payments in County  <ul style="list-style-type: none"> Resident
		Resident of County	2	\$19,700.00	
		Totals:	2	\$19,700.00	
Butler (Alabama)	39	<u>Claimant Type</u>	<u>Claims Paid</u>	<u>Amount Paid</u>	Payments in County  <ul style="list-style-type: none"> Resident Loss Both
		Resident of County	4	\$34,800.00	
		Resident and Loss in County	1	\$5,400.00	
		Claim Loss in County	2	\$129,200.00	
Totals:	7	\$169,400.00			
Calhoun (Alabama)	106	<u>Claimant Type</u>	<u>Claims Paid</u>	<u>Amount Paid</u>	Payments in County  <ul style="list-style-type: none"> Resident
		Resident of County	23	\$230,700.00	
		Totals:	23	\$230,700.00	
Chambers (Alabama)	10	<u>Claimant Type</u>	<u>Claims Paid</u>	<u>Amount Paid</u>	Payments in County  <ul style="list-style-type: none"> Resident
		Resident of County	2	\$27,000.00	
		Totals:	2	\$27,000.00	
Cherokee (Alabama)	12	<u>Claimant Type</u>	<u>Claims Paid</u>	<u>Amount Paid</u>	Payments in County  <ul style="list-style-type: none"> Resident
		Resident of County	6	\$44,600.00	
		Totals:	6	\$44,600.00	

GCCF Program Statistics - Overall Summary (as of November 27, 2010, 5:05 PM ET)

County (Alabama)	Total Claims	Claimant Type	Claims Paid	Amount Paid	Payments in County
Chilton (Alabama)	23	<u>Claimant Type</u>	<u>Claims Paid</u>	<u>Amount Paid</u>	Payments in County  <ul style="list-style-type: none"> ■ Resident ■ Both
		Resident of County	4	\$38,300.00	
		Resident and Loss in County	2	\$79,900.00	
		Totals:	6	\$118,200.00	
Choctaw (Alabama)	37	<u>Claimant Type</u>	<u>Claims Paid</u>	<u>Amount Paid</u>	Payments in County  <ul style="list-style-type: none"> ■ Resident ■ Both
		Resident of County	2	\$11,000.00	
		Resident and Loss in County	1	\$68,400.00	
		Totals:	3	\$79,400.00	
Clarke (Alabama)	239	<u>Claimant Type</u>	<u>Claims Paid</u>	<u>Amount Paid</u>	Payments in County  <ul style="list-style-type: none"> ■ Resident ■ Loss ■ Both
		Resident of County	30	\$293,500.00	
		Resident and Loss in County	4	\$40,400.00	
		Claim Loss in County	4	\$50,100.00	
Totals:	38	\$384,000.00			
Clay (Alabama)	8	<u>Claimant Type</u>	<u>Claims Paid</u>	<u>Amount Paid</u>	Payments in County  <ul style="list-style-type: none"> ■ Resident
		Resident of County	4	\$55,200.00	
		Totals:	4	\$55,200.00	
Cleburne (Alabama)	5	<u>Claimant Type</u>	<u>Claims Paid</u>	<u>Amount Paid</u>	Payments in County  <ul style="list-style-type: none"> ■ Resident
		Resident of County	1	\$3,000.00	
		Totals:	1	\$3,000.00	

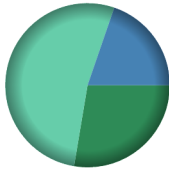

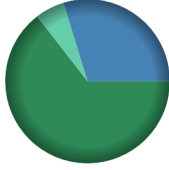


GCCF Program Statistics - Overall Summary

(as of November 27, 2010, 5:05 PM ET)

County (Alabama)	Total Claims	Claimant Type	Claims Paid	Amount Paid	Payments in County
Coffee (Alabama)	57	<u>Claimant Type</u>	<u>Claims Paid</u>	<u>Amount Paid</u>	Payments in County  <ul style="list-style-type: none"> Resident Both
		Resident of County	12	\$144,400.00	
		Resident and Loss in County	1	\$3,000.00	
		Totals:	13	\$147,400.00	
Colbert (Alabama)	44	<u>Claimant Type</u>	<u>Claims Paid</u>	<u>Amount Paid</u>	Payments in County  <ul style="list-style-type: none"> Resident
		Resident of County	25	\$248,100.00	
		Totals:	25	\$248,100.00	
		Conecuh (Alabama)	32	<u>Claimant Type</u>	
Resident of County	5			\$51,700.00	
Totals:	5			\$51,700.00	
Coosa (Alabama)	6			<u>Claimant Type</u>	<u>Claims Paid</u>
		Resident of County	4	\$42,700.00	
		Resident and Loss in County	1	\$150,000.00	
		Totals:	5	\$192,700.00	
Covington (Alabama)	131	<u>Claimant Type</u>	<u>Claims Paid</u>	<u>Amount Paid</u>	Payments in County  <ul style="list-style-type: none"> Resident Loss Both
		Resident of County	31	\$595,800.00	
		Resident and Loss in County	3	\$97,800.00	
		Claim Loss in County	2	\$109,500.00	
		Totals:	36	\$803,100.00	

GCCF Program Statistics - Overall Summary

(as of November 27, 2010, 5:05 PM ET)




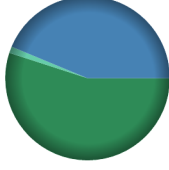
County (Alabama)	Total Claims	Claimant Type	Claims Paid	Amount Paid	Payments in County
Crenshaw	29	Resident of County	1	\$2,100.00	 <ul style="list-style-type: none"> ■ Resident ■ Loss ■ Both
		Resident and Loss in County	1	\$1,500.00	
		Claim Loss in County	1	\$4,000.00	
		Totals:	3	\$7,600.00	
Cullman	61	Resident of County	37	\$354,400.00	 <ul style="list-style-type: none"> ■ Resident
		Totals:	37	\$354,400.00	
Dale	52	Resident of County	10	\$81,600.00	 <ul style="list-style-type: none"> ■ Resident ■ Loss ■ Both
		Resident and Loss in County	1	\$37,600.00	
		Claim Loss in County	1	\$7,300.00	
		Totals:	12	\$126,500.00	
Dallas	60	Resident of County	10	\$108,600.00	 <ul style="list-style-type: none"> ■ Resident ■ Both
		Resident and Loss in County	1	\$15,000.00	
		Totals:	11	\$123,600.00	
DeKalb	23	Resident of County	14	\$144,100.00	 <ul style="list-style-type: none"> ■ Resident ■ Loss
		Claim Loss in County	1	\$10,800.00	
		Totals:	15	\$154,900.00	

GCCF Program Statistics - Overall Summary

(as of November 27, 2010, 5:05 PM ET)

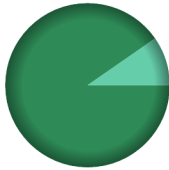




County (Alabama)	Total Claims	Claimant Type	Claims Paid	Amount Paid	Payments in County
Elmore (Alabama)	69	<u>Claimant Type</u>	<u>Claims Paid</u>	<u>Amount Paid</u>	Payments in County
		Resident of County	22	\$235,300.00	
		Resident and Loss in County	1	\$19,200.00	
		Totals:	23	\$254,500.00	
Escambia (Alabama)	379	<u>Claimant Type</u>	<u>Claims Paid</u>	<u>Amount Paid</u>	Payments in County
		Resident of County	57	\$752,600.00	
		Resident and Loss in County	14	\$138,200.00	
		Claim Loss in County	9	\$150,500.00	
Totals:	80	\$1,041,300.00			
Etowah (Alabama)	80	<u>Claimant Type</u>	<u>Claims Paid</u>	<u>Amount Paid</u>	Payments in County
		Resident of County	33	\$486,200.00	
		Totals:	33	\$486,200.00	
Fayette (Alabama)	16	<u>Claimant Type</u>	<u>Claims Paid</u>	<u>Amount Paid</u>	Payments in County
		Resident of County	12	\$76,100.00	
		Totals:	12	\$76,100.00	
Franklin (Alabama)	11	<u>Claimant Type</u>	<u>Claims Paid</u>	<u>Amount Paid</u>	Payments in County
		Resident of County	7	\$65,900.00	
		Totals:	7	\$65,900.00	

GCCF Program Statistics - Overall Summary (as of November 27, 2010, 5:05 PM ET)





County (Alabama)	Total	Claimant Type	Claims Paid	Amount Paid	Payments in County
Geneva (Alabama)	80	<u>Claimant Type</u>	<u>Claims Paid</u>	<u>Amount Paid</u>	Payments in County  <ul style="list-style-type: none"> Resident
		Resident of County	18	\$157,200.00	
		Totals:	18	\$157,200.00	
Greene (Alabama)	6	<u>Claimant Type</u>	<u>Claims Paid</u>	<u>Amount Paid</u>	Payments in County  <ul style="list-style-type: none"> Resident
		Resident of County	5	\$30,900.00	
		Totals:	5	\$30,900.00	
Hale (Alabama)	17	<u>Claimant Type</u>	<u>Claims Paid</u>	<u>Amount Paid</u>	Payments in County  <ul style="list-style-type: none"> Resident Both
		Resident of County	8	\$147,900.00	
		Resident and Loss in County	1	\$100,000.00	
Totals:	9	\$247,900.00			
Henry (Alabama)	18	<u>Claimant Type</u>	<u>Claims Paid</u>	<u>Amount Paid</u>	Payments in County  <ul style="list-style-type: none"> Resident
		Resident of County	3	\$15,600.00	
		Totals:	3	\$15,600.00	
Houston (Alabama)	208	<u>Claimant Type</u>	<u>Claims Paid</u>	<u>Amount Paid</u>	Payments in County  <ul style="list-style-type: none"> Resident Loss Both
		Resident of County	37	\$259,100.00	
		Resident and Loss in County	3	\$205,900.00	
		Claim Loss in County	1	\$6,000.00	
Totals:	41	\$471,000.00			

GCCF Program Statistics - Overall Summary


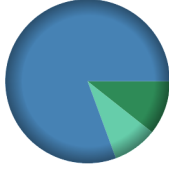

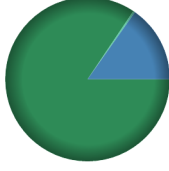
(as of November 27, 2010, 5:05 PM ET)

County (Alabama)	Total Claims	Claimant Type	Claims Paid	Amount Paid	Payments in County
Jackson	22	<u>Claimant Type</u>	<u>Claims Paid</u>	<u>Amount Paid</u>	 <ul style="list-style-type: none"> ■ Resident ■ Loss
		Resident of County	11	\$135,400.00	
		Claim Loss in County	1	\$14,500.00	
		Totals:	12	\$149,900.00	
Jefferson	818	<u>Claimant Type</u>	<u>Claims Paid</u>	<u>Amount Paid</u>	 <ul style="list-style-type: none"> ■ Resident ■ Loss ■ Both
		Resident of County	353	\$4,056,000.00	
		Resident and Loss in County	7	\$110,000.00	
		Claim Loss in County	4	\$59,700.00	
Totals:	364	\$4,225,700.00			
Lamar	1	<u>Claimant Type</u>	<u>Claims Paid</u>	<u>Amount Paid</u>	 <ul style="list-style-type: none"> ■ Resident
		Resident of County	1	\$1,000.00	
Totals:	1	\$1,000.00			
Lauderdale	50	<u>Claimant Type</u>	<u>Claims Paid</u>	<u>Amount Paid</u>	 <ul style="list-style-type: none"> ■ Resident
		Resident of County	21	\$193,100.00	
Totals:	21	\$193,100.00			
Lawrence	7	<u>Claimant Type</u>	<u>Claims Paid</u>	<u>Amount Paid</u>	 <ul style="list-style-type: none"> ■ Resident ■ Loss
		Resident of County	2	\$21,200.00	
		Claim Loss in County	1	\$1,400.00	
Totals:	3	\$22,600.00			

GCCF Program Statistics - Overall Summary (as of November 27, 2010, 5:05 PM ET)

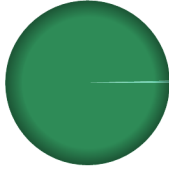



County (Alabama)	Total Claims	Claimant Type	Claims Paid	Amount Paid	Payments in County
Lee (Alabama)	126				 <ul style="list-style-type: none"> Resident
		Resident of County	44	\$402,200.00	
		Totals:	44	\$402,200.00	
Limestone (Alabama)	48				 <ul style="list-style-type: none"> Resident
		Resident of County	30	\$439,200.00	
		Totals:	30	\$439,200.00	
Macon (Alabama)	7				 <ul style="list-style-type: none"> Resident
		Resident of County	2	\$7,500.00	
		Totals:	2	\$7,500.00	
Madison (Alabama)	319				 <ul style="list-style-type: none"> Resident Loss Both
		Resident of County	149	\$1,704,500.00	
		Resident and Loss in County	6	\$60,300.00	
		Claim Loss in County	2	\$6,100.00	
		Totals:	157	\$1,770,900.00	
Marengo (Alabama)	31				 <ul style="list-style-type: none"> Resident
		Resident of County	12	\$87,200.00	
		Totals:	12	\$87,200.00	

GCCF Program Statistics - Overall Summary (as of November 27, 2010, 5:05 PM ET)

County (Alabama)	Total Claims	Claimant Type	Claims Paid	Amount Paid	Payments in County
Marion (Alabama)	8	<u>Claimant Type</u>	<u>Claims Paid</u>	<u>Amount Paid</u>	Payments in County  <ul style="list-style-type: none"> Resident
		Resident of County	1	\$1,200.00	
		Totals:	1	\$1,200.00	
		Marshall (Alabama)	60	<u>Claimant Type</u>	
Resident of County	30			\$393,900.00	
Resident and Loss in County	1			\$37,200.00	
Totals:	31			\$431,100.00	
Mobile (Alabama)	36,392	<u>Claimant Type</u>	<u>Claims Paid</u>	<u>Amount Paid</u>	Payments in County  <ul style="list-style-type: none"> Resident Loss Both
		Resident of County	1,172	\$15,444,165.00	
		Resident and Loss in County	7,603	\$116,771,900.00	
		Claim Loss in County	740	\$12,670,200.00	
Totals:	9,515	\$144,886,265.00			
Monroe (Alabama)	129	<u>Claimant Type</u>	<u>Claims Paid</u>	<u>Amount Paid</u>	Payments in County  <ul style="list-style-type: none"> Resident Both
		Resident of County	39	\$625,000.00	
		Resident and Loss in County	11	\$145,400.00	
		Totals:	50	\$770,400.00	
Montgomery (Alabama)	344	<u>Claimant Type</u>	<u>Claims Paid</u>	<u>Amount Paid</u>	Payments in County  <ul style="list-style-type: none"> Resident Loss Both
		Resident of County	109	\$1,984,500.00	
		Resident and Loss in County	9	\$358,100.00	
		Claim Loss in County	2	\$8,600.00	
Totals:	120	\$2,351,200.00			





GCCF Program Statistics - Overall Summary

(as of November 27, 2010, 5:05 PM ET)

Morgan (Alabama)	96	<u>Claimant Type</u>	<u>Claims Paid</u>	<u>Amount Paid</u>	Payments in County  Resident Both
		Resident of County	54	\$578,300.00	
		Resident and Loss in County	1	\$2,400.00	
		Totals:	55	\$580,700.00	
Perry (Alabama)	4	<u>Claimant Type</u>	<u>Claims Paid</u>	<u>Amount Paid</u>	Payments in County  Loss
		Claim Loss in County	1	\$35,000.00	
		Totals:	1	\$35,000.00	
Pickens (Alabama)	12	<u>Claimant Type</u>	<u>Claims Paid</u>	<u>Amount Paid</u>	Payments in County  Resident
		Resident of County	4	\$58,700.00	
		Totals:	4	\$58,700.00	
Pike (Alabama)	45	<u>Claimant Type</u>	<u>Claims Paid</u>	<u>Amount Paid</u>	Payments in County  Resident
		Resident of County	8	\$53,000.00	
		Totals:	8	\$53,000.00	
Randolph (Alabama)	7	<u>Claimant Type</u>	<u>Claims Paid</u>	<u>Amount Paid</u>	Payments in County  Resident
		Resident of County	4	\$50,300.00	
		Totals:	4	\$50,300.00	


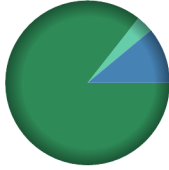

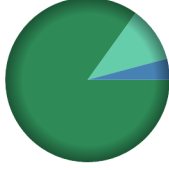
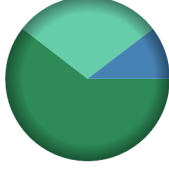
GCCF Program Statistics - Overall Summary

(as of November 27, 2010, 5:05 PM ET)

County (Alabama)	Total Claims	Claimant Type	Claims Paid	Amount Paid	Payments in County
Russell (Alabama)	28	<u>Claimant Type</u>	<u>Claims Paid</u>	<u>Amount Paid</u>	Payments in County  Resident
		Resident of County	5	\$43,600.00	
		Totals:	5	\$43,600.00	
		Shelby (Alabama)	299	<u>Claimant Type</u>	
Resident of County	147			\$1,614,800.00	
Resident and Loss in County	2			\$23,500.00	
Claim Loss in County	1			\$28,800.00	
Totals:	150	\$1,667,100.00			
St. Clair (Alabama)	47	<u>Claimant Type</u>	<u>Claims Paid</u>	<u>Amount Paid</u>	Payments in County  Resident Both
		Resident of County	25	\$337,400.00	
		Resident and Loss in County	1	\$32,700.00	
		Totals:	26	\$370,100.00	
Sumter (Alabama)	11	<u>Claimant Type</u>	<u>Claims Paid</u>	<u>Amount Paid</u>	Payments in County  Resident
		Resident of County	1	\$46,200.00	
		Totals:	1	\$46,200.00	
Talladega (Alabama)	65	<u>Claimant Type</u>	<u>Claims Paid</u>	<u>Amount Paid</u>	Payments in County  Resident
		Resident of County	25	\$152,000.00	
		Totals:	25	\$152,000.00	

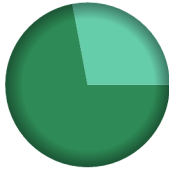

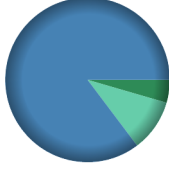
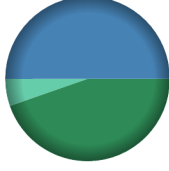
GCCF Program Statistics - Overall Summary

(as of November 27, 2010, 5:05 PM ET)

County (Alabama)	Total Claims	Claimant Type	Claims Paid	Amount Paid	Payments in County
Tallapoosa (Alabama)	34	<u>Claimant Type</u>	<u>Claims Paid</u>	<u>Amount Paid</u>	Payments in County  <ul style="list-style-type: none"> Resident
		Resident of County	10	\$68,900.00	
		Totals:	10	\$68,900.00	
Tuscaloosa (Alabama)	288	<u>Claimant Type</u>	<u>Claims Paid</u>	<u>Amount Paid</u>	Payments in County  <ul style="list-style-type: none"> Resident Loss Both
		Resident of County	138	\$1,248,000.00	
		Resident and Loss in County	4	\$160,600.00	
		Claim Loss in County	2	\$49,000.00	
		Totals:	144	\$1,457,600.00	
Unknown (Alabama)	138	<u>Claimant Type</u>	<u>Claims Paid</u>	<u>Amount Paid</u>	Payments in County  <ul style="list-style-type: none"> Resident
		Resident of County	46	\$1,300,200.00	
		Totals:	46	\$1,300,200.00	
Walker (Alabama)	40	<u>Claimant Type</u>	<u>Claims Paid</u>	<u>Amount Paid</u>	Payments in County  <ul style="list-style-type: none"> Resident Loss Both
		Resident of County	18	\$217,700.00	
		Resident and Loss in County	1	\$10,600.00	
		Claim Loss in County	2	\$28,000.00	
		Totals:	21	\$256,300.00	
Washington (Alabama)	284	<u>Claimant Type</u>	<u>Claims Paid</u>	<u>Amount Paid</u>	Payments in County  <ul style="list-style-type: none"> Resident Loss Both
		Resident of County	21	\$233,300.00	
		Resident and Loss in County	2	\$40,000.00	
		Claim Loss in County	5	\$112,600.00	
		Totals:	28	\$385,900.00	

GCCF Program Statistics - Overall Summary

(as of November 27, 2010, 5:05 PM ET)

County	Total Claims	Claimant Type	Claims Paid	Amount Paid	Payments in County
Wilcox (Alabama)	74	<u>Claimant Type</u>	<u>Claims Paid</u>	<u>Amount Paid</u>	Payments in County  <ul style="list-style-type: none"> ■ Resident ■ Both
		Resident of County	11	\$172,600.00	
		Resident and Loss in County	3	\$67,000.00	
		Totals:	14	\$239,600.00	
Winston (Alabama)	15	<u>Claimant Type</u>	<u>Claims Paid</u>	<u>Amount Paid</u>	Payments in County  <ul style="list-style-type: none"> ■ Resident
		Resident of County	6	\$193,200.00	
		Totals:	6	\$193,200.00	
		Aachua (Florida)	116	<u>Claimant Type</u>	
Resident of County	23			\$173,500.00	
Resident and Loss in County	5			\$145,600.00	
Claim Loss in County	1			\$12,000.00	
Totals:	29	\$331,100.00			
Bay (Florida)	34,733	<u>Claimant Type</u>	<u>Claims Paid</u>	<u>Amount Paid</u>	Payments in County  <ul style="list-style-type: none"> ■ Resident ■ Loss ■ Both
		Resident of County	653	\$7,771,100.00	
		Resident and Loss in County	11,163	\$147,637,576.00	
		Claim Loss in County	1,822	\$17,690,300.00	
Totals:	13,638	\$173,098,976.00			
Brevard (Florida)	196	<u>Claimant Type</u>	<u>Claims Paid</u>	<u>Amount Paid</u>	Payments in County  <ul style="list-style-type: none"> ■ Resident ■ Loss ■ Both
		Resident of County	13	\$254,100.00	
		Resident and Loss in County	8	\$284,600.00	
		Claim Loss in County	2	\$30,300.00	
Totals:	23	\$569,000.00			

GCCF Program Statistics - Overall Summary

(as of November 27, 2010, 5:05 PM ET)

County (Florida)	Total Claims	Claimant Type	Claims Paid	Amount Paid	Payments in County
Broward (Florida)	1,179	<u>Claimant Type</u>	<u>Claims Paid</u>	<u>Amount Paid</u>	<p>Payments in County</p> <ul style="list-style-type: none"> Resident Loss Both
		Resident of County	30	\$991,500.00	
		Resident and Loss in County	9	\$1,522,300.00	
		Claim Loss in County	13	\$298,900.00	
		Totals:	52	\$2,812,700.00	
Calhoun (Florida)	197	<u>Claimant Type</u>	<u>Claims Paid</u>	<u>Amount Paid</u>	<p>Payments in County</p> <ul style="list-style-type: none"> Resident Loss Both
		Resident of County	27	\$294,500.00	
		Resident and Loss in County	1	\$6,000.00	
		Claim Loss in County	1	\$4,200.00	
		Totals:	29	\$304,700.00	
Charlotte (Florida)	318	<u>Claimant Type</u>	<u>Claims Paid</u>	<u>Amount Paid</u>	<p>Payments in County</p> <ul style="list-style-type: none"> Resident Loss Both
		Resident of County	10	\$122,200.00	
		Resident and Loss in County	36	\$1,207,000.00	
		Claim Loss in County	11	\$96,600.00	
		Totals:	57	\$1,425,800.00	
Citrus (Florida)	269	<u>Claimant Type</u>	<u>Claims Paid</u>	<u>Amount Paid</u>	<p>Payments in County</p> <ul style="list-style-type: none"> Resident Loss Both
		Resident of County	25	\$449,900.00	
		Resident and Loss in County	91	\$1,656,500.00	
		Claim Loss in County	8	\$167,100.00	
		Totals:	124	\$2,273,500.00	
Clay (Florida)	71	<u>Claimant Type</u>	<u>Claims Paid</u>	<u>Amount Paid</u>	<p>Payments in County</p> <ul style="list-style-type: none"> Resident Loss Both
		Resident of County	5	\$28,500.00	
		Resident and Loss in County	1	\$125,000.00	
		Claim Loss in County	1	\$18,700.00	
		Totals:	7	\$172,200.00	

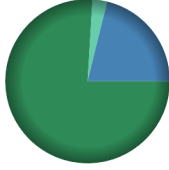

GCCF Program Statistics - Overall Summary

(as of November 27, 2010, 5:05 PM ET)

County (Florida)	Total Claims	Claimant Type	Claims Paid	Amount Paid	Payments in County
Collier (Florida)	12,806	<u>Claimant Type</u>	<u>Claims Paid</u>	<u>Amount Paid</u>	<p>Payments in County</p> <ul style="list-style-type: none"> Resident Loss Both
		Resident of County	78	\$768,600.00	
		Resident and Loss in County	1,387	\$13,883,500.00	
		Claim Loss in County	69	\$574,800.00	
Totals:		1,534	\$15,226,900.00		
Columbia (Florida)	27	<u>Claimant Type</u>	<u>Claims Paid</u>	<u>Amount Paid</u>	<p>Payments in County</p> <ul style="list-style-type: none"> Resident Both
		Resident of County	5	\$98,800.00	
		Resident and Loss in County	1	\$40,000.00	
		Totals:		6	
Dixie (Florida)	36	<u>Claimant Type</u>	<u>Claims Paid</u>	<u>Amount Paid</u>	<p>Payments in County</p> <ul style="list-style-type: none"> Resident Loss Both
		Resident of County	1	\$3,000.00	
		Resident and Loss in County	12	\$353,400.00	
		Claim Loss in County	4	\$89,700.00	
Totals:		17	\$446,100.00		
Duval (Florida)	484	<u>Claimant Type</u>	<u>Claims Paid</u>	<u>Amount Paid</u>	<p>Payments in County</p> <ul style="list-style-type: none"> Resident Loss Both
		Resident of County	45	\$756,100.00	
		Resident and Loss in County	17	\$1,249,700.00	
		Claim Loss in County	8	\$169,300.00	
Totals:		70	\$2,175,100.00		
Escambia (Florida)	21,983	<u>Claimant Type</u>	<u>Claims Paid</u>	<u>Amount Paid</u>	<p>Payments in County</p> <ul style="list-style-type: none"> Resident Loss Both
		Resident of County	1,790	\$19,263,500.00	
		Resident and Loss in County	5,608	\$75,605,000.00	
		Claim Loss in County	1,266	\$16,023,800.00	
Totals:		8,664	\$110,892,300.00		

GCCF Program Statistics - Overall Summary

(as of November 27, 2010, 5:05 PM ET)

County (Florida)	Total Claims	Claimant Type	Claims Paid	Amount Paid	Payments in County
Flagler (Florida)	34	<u>Claimant Type</u>	<u>Claims Paid</u>	<u>Amount Paid</u>	Payments in County  <ul style="list-style-type: none"> Resident
		Resident of County	2	\$65,400.00	
		Totals:	2	\$65,400.00	
		Franklin (Florida)	2,398	<u>Claimant Type</u>	
Resident of County	45			\$581,500.00	
Resident and Loss in County	1,239			\$15,335,800.00	
Claim Loss in County	146			\$1,984,700.00	
Totals:	1,430	\$17,902,000.00			
Gadsden (Florida)	116	<u>Claimant Type</u>	<u>Claims Paid</u>	<u>Amount Paid</u>	Payments in County  <ul style="list-style-type: none"> Resident Loss Both
		Resident of County	9	\$158,700.00	
		Resident and Loss in County	2	\$44,200.00	
		Claim Loss in County	1	\$6,000.00	
Totals:	12	\$208,900.00			
Glades (Florida)	2	<u>Claimant Type</u>	<u>Claims Paid</u>	<u>Amount Paid</u>	Payments in County  <ul style="list-style-type: none"> Resident
		Resident of County	1	\$8,400.00	
		Totals:	1	\$8,400.00	
Gulf (Florida)	2,015	<u>Claimant Type</u>	<u>Claims Paid</u>	<u>Amount Paid</u>	Payments in County  <ul style="list-style-type: none"> Resident Loss Both
		Resident of County	130	\$1,351,900.00	
		Resident and Loss in County	472	\$9,468,600.00	
		Claim Loss in County	137	\$1,580,400.00	
Totals:	739	\$12,400,900.00			

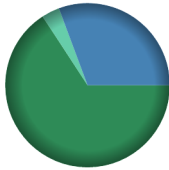

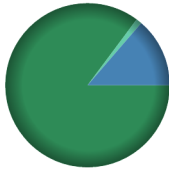
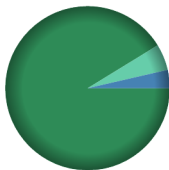

GCCF Program Statistics - Overall Summary

(as of November 27, 2010, 5:05 PM ET)


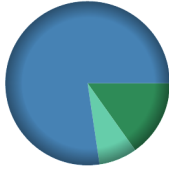
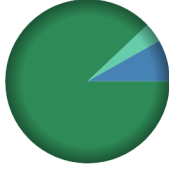
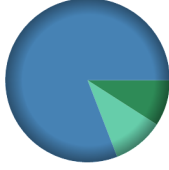

County (Florida)	Total Claims	Claimant Type	Claims Paid	Amount Paid	Payments in County
Hardee (Florida)	6	<u>Claimant Type</u>	<u>Claims Paid</u>	<u>Amount Paid</u>	Payments in County  <ul style="list-style-type: none"> Resident
		Resident of County	1	\$15,000.00	
		Totals:	1	\$15,000.00	
Hendry (Florida)	106	<u>Claimant Type</u>	<u>Claims Paid</u>	<u>Amount Paid</u>	Payments in County  <ul style="list-style-type: none"> Resident
		Resident of County	1	\$24,000.00	
		Totals:	1	\$24,000.00	
Hernando (Florida)	195	<u>Claimant Type</u>	<u>Claims Paid</u>	<u>Amount Paid</u>	Payments in County  <ul style="list-style-type: none"> Resident Loss Both
		Resident of County	22	\$367,600.00	
		Resident and Loss in County	48	\$1,156,100.00	
		Claim Loss in County	19	\$491,000.00	
		Totals:	89	\$2,014,700.00	
Highlands (Florida)	81	<u>Claimant Type</u>	<u>Claims Paid</u>	<u>Amount Paid</u>	Payments in County  <ul style="list-style-type: none"> Loss
		Claim Loss in County	1	\$12,600.00	
		Totals:	1	\$12,600.00	
Hillsborough (Florida)	2,572	<u>Claimant Type</u>	<u>Claims Paid</u>	<u>Amount Paid</u>	Payments in County  <ul style="list-style-type: none"> Resident Loss Both
		Resident of County	87	\$1,156,500.00	
		Resident and Loss in County	159	\$2,867,500.00	
		Claim Loss in County	57	\$741,700.00	
		Totals:	303	\$4,765,700.00	

GCCF Program Statistics - Overall Summary

(as of November 27, 2010, 5:05 PM ET)

County (Florida)	Total Claims	Claimant Type	Claims Paid	Amount Paid	Payments in County
Holmes (Florida)	610	<u>Claimant Type</u>	<u>Claims Paid</u>	<u>Amount Paid</u>	 <ul style="list-style-type: none"> ■ Resident ■ Loss ■ Both
		Resident of County	133	\$1,069,900.00	
		Resident and Loss in County	33	\$498,600.00	
		Claim Loss in County	13	\$57,300.00	
Totals:			179	\$1,625,800.00	
Indian River (Florida)	88	<u>Claimant Type</u>	<u>Claims Paid</u>	<u>Amount Paid</u>	 <ul style="list-style-type: none"> ■ Loss ■ Both
		Resident and Loss in County	3	\$157,000.00	
		Claim Loss in County	1	\$65,000.00	
		Totals:			
Jackson (Florida)	490	<u>Claimant Type</u>	<u>Claims Paid</u>	<u>Amount Paid</u>	 <ul style="list-style-type: none"> ■ Resident ■ Loss ■ Both
		Resident of County	45	\$597,400.00	
		Resident and Loss in County	3	\$96,000.00	
		Claim Loss in County	1	\$7,900.00	
Totals:			49	\$701,300.00	
Jefferson (Florida)	16	<u>Claimant Type</u>	<u>Claims Paid</u>	<u>Amount Paid</u>	 <ul style="list-style-type: none"> ■ Resident ■ Loss ■ Both
		Resident of County	4	\$106,200.00	
		Resident and Loss in County	3	\$4,200.00	
		Claim Loss in County	1	\$6,000.00	
Totals:			8	\$116,400.00	
Lafayette (Florida)	6	<u>Claimant Type</u>	<u>Claims Paid</u>	<u>Amount Paid</u>	 <ul style="list-style-type: none"> ■ Both
		Resident and Loss in County	1	\$226,700.00	
		Totals:			

GCCF Program Statistics - Overall Summary (as of November 27, 2010, 5:05 PM ET)

Lake (Florida)	88	<u>Claimant Type</u>	<u>Claims Paid</u>	<u>Amount Paid</u>	Payments in County
		Resident of County	10	\$85,100.00	 <ul style="list-style-type: none"> ■ Resident ■ Both
		Resident and Loss in County	5	\$137,900.00	
		Totals:	15	\$223,000.00	
Lee (Florida)	5,281	<u>Claimant Type</u>	<u>Claims Paid</u>	<u>Amount Paid</u>	Payments in County
		Resident of County	82	\$1,032,600.00	 <ul style="list-style-type: none"> ■ Resident ■ Loss ■ Both
		Resident and Loss in County	360	\$5,265,900.00	
		Claim Loss in County	67	\$510,500.00	
		Totals:	509	\$6,809,000.00	
Leon (Florida)	744	<u>Claimant Type</u>	<u>Claims Paid</u>	<u>Amount Paid</u>	Payments in County
		Resident of County	122	\$2,003,000.00	 <ul style="list-style-type: none"> ■ Resident ■ Loss ■ Both
		Resident and Loss in County	6	\$186,600.00	
		Claim Loss in County	6	\$87,800.00	
		Totals:	134	\$2,277,400.00	
Levy (Florida)	226	<u>Claimant Type</u>	<u>Claims Paid</u>	<u>Amount Paid</u>	Payments in County
		Resident of County	10	\$229,300.00	 <ul style="list-style-type: none"> ■ Resident ■ Loss ■ Both
		Resident and Loss in County	84	\$2,041,000.00	
		Claim Loss in County	10	\$253,800.00	
		Totals:	104	\$2,524,100.00	
Liberty (Florida)	69	<u>Claimant Type</u>	<u>Claims Paid</u>	<u>Amount Paid</u>	Payments in County
		Resident of County	19	\$181,500.00	 <ul style="list-style-type: none"> ■ Resident ■ Loss ■ Both
		Resident and Loss in County	3	\$36,200.00	
		Claim Loss in County	3	\$59,200.00	
		Totals:	25	\$276,900.00	

GCCF Program Statistics - Overall Summary

(as of November 27, 2010, 5:05 PM ET)


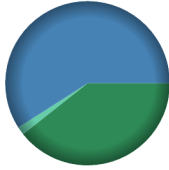
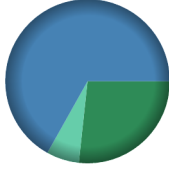
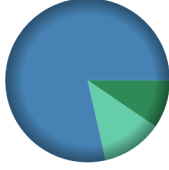

County (Florida)	Total Claims	Claimant Type	Claims Paid	Amount Paid	Payments in County
Madison (Florida)	13	<u>Claimant Type</u>	<u>Claims Paid</u>	<u>Amount Paid</u>	<ul style="list-style-type: none"> Resident Loss
		Resident of County	1	\$2,100.00	
		Claim Loss in County	2	\$21,200.00	
		Totals:	3	\$23,300.00	
Manatee (Florida)	693	<u>Claimant Type</u>	<u>Claims Paid</u>	<u>Amount Paid</u>	<ul style="list-style-type: none"> Resident Loss Both
		Resident of County	26	\$533,900.00	
		Resident and Loss in County	67	\$2,369,300.00	
		Claim Loss in County	33	\$810,100.00	
Totals:	126	\$3,713,300.00			
Marion (Florida)	118	<u>Claimant Type</u>	<u>Claims Paid</u>	<u>Amount Paid</u>	<ul style="list-style-type: none"> Resident Loss Both
		Resident of County	12	\$141,100.00	
		Resident and Loss in County	2	\$29,100.00	
		Claim Loss in County	2	\$59,800.00	
Totals:	16	\$230,000.00			
Martin (Florida)	52	<u>Claimant Type</u>	<u>Claims Paid</u>	<u>Amount Paid</u>	<ul style="list-style-type: none"> Resident Loss Both
		Resident of County	4	\$31,700.00	
		Resident and Loss in County	5	\$109,500.00	
		Claim Loss in County	1	\$33,000.00	
Totals:	10	\$174,200.00			
Miami-dade (Florida)	2,502	<u>Claimant Type</u>	<u>Claims Paid</u>	<u>Amount Paid</u>	<ul style="list-style-type: none"> Resident Loss Both
		Resident of County	114	\$1,166,800.00	
		Resident and Loss in County	58	\$1,016,200.00	
		Claim Loss in County	17	\$357,400.00	
Totals:	189	\$2,540,400.00			

GCCF Program Statistics - Overall Summary (as of November 27, 2010, 5:05 PM ET)

County (Florida)	Total Claims	Claimant Type	Claims Paid	Amount Paid	Payments in County
Monroe (Florida)	6,346	<u>Claimant Type</u>	<u>Claims Paid</u>	<u>Amount Paid</u>	<p>Payments in County</p> <ul style="list-style-type: none"> Resident Loss Both
		Resident of County	46	\$939,100.00	
		Resident and Loss in County	1,261	\$27,469,700.00	
		Claim Loss in County	122	\$1,177,000.00	
		Totals:	1,429	\$29,585,800.00	
Nassau (Florida)	26	<u>Claimant Type</u>	<u>Claims Paid</u>	<u>Amount Paid</u>	<p>Payments in County</p> <ul style="list-style-type: none"> Resident Loss Both
		Resident of County	3	\$65,200.00	
		Resident and Loss in County	2	\$31,100.00	
		Claim Loss in County	2	\$33,300.00	
		Totals:	7	\$129,600.00	
Okaloosa (Florida)	28,132	<u>Claimant Type</u>	<u>Claims Paid</u>	<u>Amount Paid</u>	<p>Payments in County</p> <ul style="list-style-type: none"> Resident Loss Both
		Resident of County	1,608	\$18,691,800.00	
		Resident and Loss in County	8,908	\$141,882,000.00	
		Claim Loss in County	3,637	\$42,953,200.00	
		Totals:	14,153	\$203,527,000.00	
Okeechobee (Florida)	15	<u>Claimant Type</u>	<u>Claims Paid</u>	<u>Amount Paid</u>	<p>Payments in County</p> <ul style="list-style-type: none"> Loss
		Claim Loss in County	1	\$5,000.00	
		Totals:	1	\$5,000.00	
Orange (Florida)	1,987	<u>Claimant Type</u>	<u>Claims Paid</u>	<u>Amount Paid</u>	<p>Payments in County</p> <ul style="list-style-type: none"> Resident Both
		Resident of County	74	\$889,300.00	
		Resident and Loss in County	8	\$228,600.00	
		Totals:	82	\$1,117,900.00	


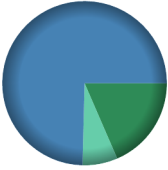


GCCF Program Statistics - Overall Summary

(as of November 27, 2010, 5:05 PM ET)




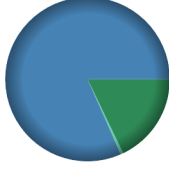

County (Florida)	Total	Claimant Type	Claims Paid	Amount Paid	Payments in County
Osceola (Florida)	126				 <ul style="list-style-type: none"> Resident
		Resident of County	5	\$41,100.00	
		Totals:	5	\$41,100.00	
Palm Beach (Florida)	920				 <ul style="list-style-type: none"> Resident Loss Both
		Resident of County	22	\$303,400.00	
		Resident and Loss in County	9	\$455,500.00	
		Claim Loss in County	2	\$12,200.00	
Totals:	33	\$771,100.00			
Pasco (Florida)	681				 <ul style="list-style-type: none"> Resident Loss Both
		Resident of County	83	\$1,257,400.00	
		Resident and Loss in County	112	\$3,150,100.00	
		Claim Loss in County	19	\$302,600.00	
Totals:	214	\$4,710,100.00			
Pinellas (Florida)	5,163				 <ul style="list-style-type: none"> Resident Loss Both
		Resident of County	69	\$1,556,200.00	
		Resident and Loss in County	879	\$12,797,400.00	
		Claim Loss in County	140	\$1,943,000.00	
Totals:	1,088	\$16,296,600.00			
Polk (Florida)	479				 <ul style="list-style-type: none"> Resident Loss Both
		Resident of County	14	\$191,700.00	
		Resident and Loss in County	7	\$161,700.00	
		Claim Loss in County	1	\$9,200.00	
Totals:	22	\$362,600.00			

GCCF Program Statistics - Overall Summary

(as of November 27, 2010, 5:05 PM ET)

County (Florida)	Total Claims	Claimant Type	Claims Paid	Amount Paid	Payments in County
Putnam (Florida)	18		<u>Claims Paid</u>	<u>Amount Paid</u>	 <p>Payments in County</p> <ul style="list-style-type: none"> Resident and Loss in County Both
		Resident and Loss in County	2	\$51,500.00	
		Totals:	2	\$51,500.00	
		Santa Rosa (Florida)	10,107		
Resident of County	1,155			\$12,328,100.00	
Resident and Loss in County	2,126			\$41,098,100.00	
Claim Loss in County	1,426			\$15,591,000.00	
Totals:	4,707			\$69,017,200.00	
Sarasota (Florida)	577		<u>Claims Paid</u>	<u>Amount Paid</u>	 <p>Payments in County</p> <ul style="list-style-type: none"> Resident Loss Both
		Resident of County	20	\$401,200.00	
		Resident and Loss in County	61	\$1,617,500.00	
		Claim Loss in County	13	\$149,500.00	
		Totals:	94	\$2,168,200.00	
Seminole (Florida)	138		<u>Claims Paid</u>	<u>Amount Paid</u>	 <p>Payments in County</p> <ul style="list-style-type: none"> Resident
		Resident of County	18	\$266,300.00	
		Totals:	18	\$266,300.00	
St. Johns (Florida)	78		<u>Claims Paid</u>	<u>Amount Paid</u>	 <p>Payments in County</p> <ul style="list-style-type: none"> Resident Both
		Resident of County	9	\$171,200.00	
		Resident and Loss in County	4	\$76,500.00	
		Totals:	13	\$247,700.00	

GCCF Program Statistics - Overall Summary (as of November 27, 2010, 5:05 PM ET)

County (Florida)	Total Claims	Claimant Type	Claims Paid	Amount Paid	Payments in County
St. Lucie (Florida)	179	<u>Claimant Type</u>	<u>Claims Paid</u>	<u>Amount Paid</u>	 <ul style="list-style-type: none"> Resident Both
		Resident of County	3	\$73,400.00	
		Resident and Loss in County	3	\$65,000.00	
		Totals:	6	\$138,400.00	
Sumter (Florida)	18	<u>Claimant Type</u>	<u>Claims Paid</u>	<u>Amount Paid</u>	 <ul style="list-style-type: none"> Resident
		Resident of County	8	\$179,700.00	
		Totals:	8	\$179,700.00	
Suwannee (Florida)	15	<u>Claimant Type</u>	<u>Claims Paid</u>	<u>Amount Paid</u>	 <ul style="list-style-type: none"> Resident Both
		Resident of County	1	\$17,900.00	
		Resident and Loss in County	1	\$4,300.00	
		Totals:	2	\$22,200.00	
Taylor (Florida)	91	<u>Claimant Type</u>	<u>Claims Paid</u>	<u>Amount Paid</u>	 <ul style="list-style-type: none"> Resident Loss Both
		Resident of County	8	\$298,200.00	
		Resident and Loss in County	37	\$1,359,800.00	
		Claim Loss in County	2	\$8,400.00	
		Totals:	47	\$1,666,400.00	
Unknown (Florida)	205	<u>Claimant Type</u>	<u>Claims Paid</u>	<u>Amount Paid</u>	 <ul style="list-style-type: none"> Resident
		Resident of County	44	\$826,300.00	
		Totals:	44	\$826,300.00	



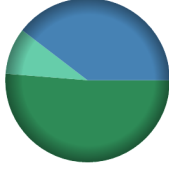

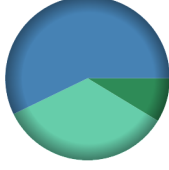
GCCF Program Statistics - Overall Summary (as of November 27, 2010, 5:05 PM ET)

County (State)	Total Claims	Claimant Type	Claims Paid	Amount Paid	Payments in County
Volusia (Florida)	134	<u>Claimant Type</u>	<u>Claims Paid</u>	<u>Amount Paid</u>	
		Resident of County	7	\$190,500.00	
		Resident and Loss in County	4	\$482,000.00	
		Claim Loss in County	3	\$33,800.00	
		Totals:	14	\$706,300.00	
Wakulla (Florida)	692	<u>Claimant Type</u>	<u>Claims Paid</u>	<u>Amount Paid</u>	
		Resident of County	40	\$947,500.00	
		Resident and Loss in County	314	\$6,877,200.00	
		Claim Loss in County	29	\$704,300.00	
		Totals:	383	\$8,529,000.00	
Walton (Florida)	13,235	<u>Claimant Type</u>	<u>Claims Paid</u>	<u>Amount Paid</u>	
		Resident of County	1,134	\$18,577,900.00	
		Resident and Loss in County	3,438	\$57,009,500.00	
		Claim Loss in County	2,558	\$26,723,000.00	
		Totals:	7,130	\$102,310,400.00	
Washington (Florida)	1,234	<u>Claimant Type</u>	<u>Claims Paid</u>	<u>Amount Paid</u>	
		Resident of County	275	\$2,308,400.00	
		Resident and Loss in County	49	\$498,200.00	
		Claim Loss in County	10	\$78,100.00	
		Totals:	334	\$2,884,700.00	
Acadia (Louisiana)	170	<u>Claimant Type</u>	<u>Claims Paid</u>	<u>Amount Paid</u>	
		Resident of County	14	\$344,600.00	
		Resident and Loss in County	11	\$470,700.00	
		Claim Loss in County	6	\$142,800.00	
		Totals:	31	\$958,100.00	

GCCF Program Statistics - Overall Summary (as of November 27, 2010, 5:05 PM ET)



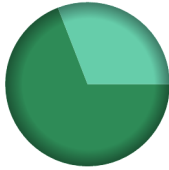

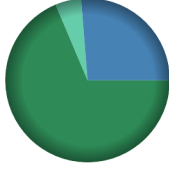
Parish (Louisiana)	Total Claims	Claimant Type	Claims Paid	Amount Paid	Payments in County
Allen (Louisiana)	54	<u>Claimant Type</u>	<u>Claims Paid</u>	<u>Amount Paid</u>	<ul style="list-style-type: none"> Resident Loss
		Resident of County	1	\$30,000.00	
		Claim Loss in County	2	\$38,600.00	
		Totals:	3	\$68,600.00	
Ascension (Louisiana)	1,633	<u>Claimant Type</u>	<u>Claims Paid</u>	<u>Amount Paid</u>	<ul style="list-style-type: none"> Resident Loss Both
		Resident of County	61	\$770,800.00	
		Resident and Loss in County	13	\$321,000.00	
		Claim Loss in County	2	\$20,900.00	
Totals:	76	\$1,112,700.00			
Assumption (Louisiana)	1,008	<u>Claimant Type</u>	<u>Claims Paid</u>	<u>Amount Paid</u>	<ul style="list-style-type: none"> Resident Loss Both
		Resident of County	44	\$721,900.00	
		Resident and Loss in County	122	\$1,441,300.00	
		Claim Loss in County	10	\$146,800.00	
Totals:	176	\$2,310,000.00			
Avoyelles (Louisiana)	129	<u>Claimant Type</u>	<u>Claims Paid</u>	<u>Amount Paid</u>	<ul style="list-style-type: none"> Resident Loss Both
		Resident of County	13	\$140,400.00	
		Resident and Loss in County	14	\$690,600.00	
		Claim Loss in County	3	\$46,700.00	
Totals:	30	\$877,700.00			
Beauregard (Louisiana)	31	<u>Claimant Type</u>	<u>Claims Paid</u>	<u>Amount Paid</u>	<ul style="list-style-type: none"> Resident Both
		Resident of County	3	\$135,200.00	
		Resident and Loss in County	4	\$76,000.00	
		Totals:	7	\$211,200.00	

GCCF Program Statistics - Overall Summary (as of November 27, 2010, 5:05 PM ET)

Parish (Louisiana)	Total Claims	Claimant Type	Claims Paid	Amount Paid	Payments in County
Bossier (Louisiana)	69	<u>Claimant Type</u>	<u>Claims Paid</u>	<u>Amount Paid</u>	Payments in County  <ul style="list-style-type: none"> Resident
		Resident of County	6	\$70,500.00	
		Totals:	6	\$70,500.00	
Caddo (Louisiana)	181	<u>Claimant Type</u>	<u>Claims Paid</u>	<u>Amount Paid</u>	Payments in County  <ul style="list-style-type: none"> Resident
		Resident of County	20	\$155,700.00	
		Totals:	20	\$155,700.00	
Calcasieu (Louisiana)	953	<u>Claimant Type</u>	<u>Claims Paid</u>	<u>Amount Paid</u>	Payments in County  <ul style="list-style-type: none"> Resident Loss Both
		Resident of County	122	\$3,068,600.00	
		Resident and Loss in County	97	\$2,368,100.00	
		Claim Loss in County	26	\$547,500.00	
		Totals:	245	\$5,984,200.00	
Caldwell (Louisiana)	7	<u>Claimant Type</u>	<u>Claims Paid</u>	<u>Amount Paid</u>	Payments in County  <ul style="list-style-type: none"> Resident
		Resident of County	2	\$7,300.00	
		Totals:	2	\$7,300.00	
Cameron (Louisiana)	372	<u>Claimant Type</u>	<u>Claims Paid</u>	<u>Amount Paid</u>	Payments in County  <ul style="list-style-type: none"> Resident Loss Both
		Resident of County	23	\$565,600.00	
		Resident and Loss in County	142	\$3,723,700.00	
		Claim Loss in County	89	\$2,221,800.00	
		Totals:	254	\$6,511,100.00	

GCCF Program Statistics - Overall Summary

(as of November 27, 2010, 5:05 PM ET)

County (Louisiana)	Total Claims	Claimant Type	Claims Paid	Amount Paid	Payments in County
Catahoula	12	<u>Claimant Type</u>	<u>Claims Paid</u>	<u>Amount Paid</u>	Payments in County  Resident
		Resident of County	1	\$8,500.00	
		Totals:	1	\$8,500.00	
Claiborne	6	<u>Claimant Type</u>	<u>Claims Paid</u>	<u>Amount Paid</u>	Payments in County  Loss
		Claim Loss in County	1	\$80,400.00	
		Totals:	1	\$80,400.00	
Concordia	50	<u>Claimant Type</u>	<u>Claims Paid</u>	<u>Amount Paid</u>	Payments in County  Resident Both
		Resident of County	4	\$156,700.00	
		Resident and Loss in County	2	\$70,000.00	
Totals:	6	\$226,700.00			
De Soto	10	<u>Claimant Type</u>	<u>Claims Paid</u>	<u>Amount Paid</u>	Payments in County  Resident
		Resident of County	1	\$3,200.00	
		Totals:	1	\$3,200.00	
E. Baton Rouge	4,248	<u>Claimant Type</u>	<u>Claims Paid</u>	<u>Amount Paid</u>	Payments in County  Resident Loss Both
		Resident of County	221	\$3,555,300.00	
		Resident and Loss in County	48	\$1,359,500.00	
Claim Loss in County	17	\$263,600.00			
Totals:	286	\$5,178,400.00			

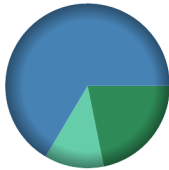
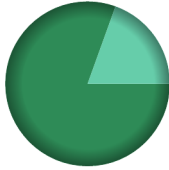
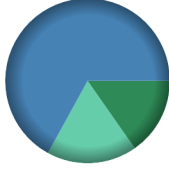
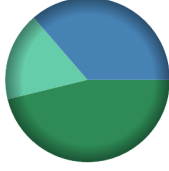
GCCF Program Statistics - Overall Summary

(as of November 27, 2010, 5:05 PM ET)

Parish (Louisiana)	Total Claims	Claimant Type	Claims Paid	Amount Paid	Payments in County
E. Feliciana (Louisiana)	64	<u>Claimant Type</u>	<u>Claims Paid</u>	<u>Amount Paid</u>	
		Resident of County	1	\$14,000.00	
		Resident and Loss in County	3	\$115,000.00	
		Claim Loss in County	2	\$21,000.00	
Totals:	6	\$150,000.00			
Evangeline (Louisiana)	84	<u>Claimant Type</u>	<u>Claims Paid</u>	<u>Amount Paid</u>	
		Resident of County	6	\$122,900.00	
		Resident and Loss in County	4	\$70,300.00	
		Totals:	10	\$193,200.00	
Franklin (Louisiana)	15	<u>Claimant Type</u>	<u>Claims Paid</u>	<u>Amount Paid</u>	
		Resident of County	3	\$35,200.00	
		Claim Loss in County	1	\$1,000.00	
		Totals:	4	\$36,200.00	
Grant (Louisiana)	17	<u>Claimant Type</u>	<u>Claims Paid</u>	<u>Amount Paid</u>	
		Resident of County	1	\$15,500.00	
		Claim Loss in County	1	\$10,000.00	
		Totals:	2	\$25,500.00	
Iberia (Louisiana)	1,576	<u>Claimant Type</u>	<u>Claims Paid</u>	<u>Amount Paid</u>	
		Resident of County	132	\$3,640,000.00	
		Resident and Loss in County	299	\$6,876,300.00	
		Claim Loss in County	141	\$3,013,500.00	
Totals:	572	\$13,529,800.00			

GCCF Program Statistics - Overall Summary

(as of November 27, 2010, 5:05 PM ET)

County (Louisiana)	Total Claims	Claimant Type	Claims Paid	Amount Paid	Payments in County
Iberville (Louisiana)	377	<u>Claimant Type</u>	<u>Claims Paid</u>	<u>Amount Paid</u>	 <ul style="list-style-type: none"> ■ Resident ■ Loss ■ Both
		Resident of County	15	\$286,300.00	
		Resident and Loss in County	59	\$871,500.00	
		Claim Loss in County	7	\$153,400.00	
		Totals:	81	\$1,311,200.00	
Jackson (Louisiana)	6	<u>Claimant Type</u>	<u>Claims Paid</u>	<u>Amount Paid</u>	 <ul style="list-style-type: none"> ■ Resident ■ Both
		Resident of County	1	\$18,600.00	
		Resident and Loss in County	1	\$4,500.00	
		Totals:	2	\$23,100.00	
		Jefferson (Louisiana)	68,132	<u>Claimant Type</u>	
Resident of County	4,734			\$51,318,400.00	
Resident and Loss in County	9,491			\$120,886,700.00	
Claim Loss in County	3,596			\$36,981,700.00	
Totals:	17,821			\$209,186,800.00	
Jefferson Davis (Louisiana)	74	<u>Claimant Type</u>	<u>Claims Paid</u>	<u>Amount Paid</u>	 <ul style="list-style-type: none"> ■ Resident ■ Loss ■ Both
		Resident of County	6	\$56,100.00	
		Resident and Loss in County	10	\$245,900.00	
		Claim Loss in County	2	\$65,000.00	
		Totals:	18	\$367,000.00	
Lafayette (Louisiana)	2,034	<u>Claimant Type</u>	<u>Claims Paid</u>	<u>Amount Paid</u>	 <ul style="list-style-type: none"> ■ Resident ■ Loss ■ Both
		Resident of County	249	\$6,249,600.00	
		Resident and Loss in County	147	\$4,917,600.00	
		Claim Loss in County	106	\$2,358,600.00	
		Totals:	502	\$13,525,800.00	

GCCF Program Statistics - Overall Summary (as of November 27, 2010, 5:05 PM ET)



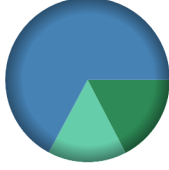
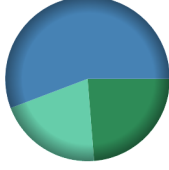
County (Louisiana)	Total Claims	Claimant Type	Claims Paid	Amount Paid	Payments in County
Lafourche (Louisiana)	4,800	<u>Claimant Type</u>	<u>Claims Paid</u>	<u>Amount Paid</u>	<p>Payments in County</p> <ul style="list-style-type: none"> Resident Loss Both
		Resident of County	251	\$4,243,100.00	
		Resident and Loss in County	1,160	\$36,885,100.00	
		Claim Loss in County	410	\$6,330,800.00	
Totals:	1,821	\$47,459,000.00			
Lincoln (Louisiana)	36	<u>Claimant Type</u>	<u>Claims Paid</u>	<u>Amount Paid</u>	<p>Payments in County</p> <ul style="list-style-type: none"> Resident
		Resident of County	4	\$133,100.00	
		Totals:	4	\$133,100.00	
Livingston (Louisiana)	566	<u>Claimant Type</u>	<u>Claims Paid</u>	<u>Amount Paid</u>	<p>Payments in County</p> <ul style="list-style-type: none"> Resident Loss Both
		Resident of County	52	\$1,089,100.00	
		Resident and Loss in County	26	\$877,200.00	
		Claim Loss in County	6	\$96,700.00	
Totals:	84	\$2,063,000.00			
Madison (Louisiana)	8	<u>Claimant Type</u>	<u>Claims Paid</u>	<u>Amount Paid</u>	<p>Payments in County</p> <ul style="list-style-type: none"> Resident
		Resident of County	1	\$16,200.00	
		Totals:	1	\$16,200.00	
Morehouse (Louisiana)	24	<u>Claimant Type</u>	<u>Claims Paid</u>	<u>Amount Paid</u>	<p>Payments in County</p> <ul style="list-style-type: none"> Resident
		Resident of County	3	\$10,300.00	
		Totals:	3	\$10,300.00	

GCCF Program Statistics - Overall Summary

(as of November 27, 2010, 5:05 PM ET)

County (Louisiana)	Total Claims	Claimant Type	Claims Paid	Amount Paid	Payments in County
Natchitoches (Louisiana)	31	<u>Claimant Type</u>	<u>Claims Paid</u>	<u>Amount Paid</u>	<ul style="list-style-type: none"> Resident Both
		Resident of County	3	\$69,400.00	
		Resident and Loss in County	3	\$55,400.00	
		Totals:	6	\$124,800.00	
Orleans (Louisiana)	72,385	<u>Claimant Type</u>	<u>Claims Paid</u>	<u>Amount Paid</u>	<ul style="list-style-type: none"> Resident Loss Both
		Resident of County	2,981	\$26,776,900.00	
		Resident and Loss in County	13,880	\$141,540,600.00	
		Claim Loss in County	5,459	\$59,020,500.00	
Totals:	22,320	\$227,338,000.00			
Ouachita (Louisiana)	150	<u>Claimant Type</u>	<u>Claims Paid</u>	<u>Amount Paid</u>	<ul style="list-style-type: none"> Resident Both
		Resident of County	28	\$398,000.00	
		Resident and Loss in County	4	\$104,600.00	
		Totals:	32	\$502,600.00	
Plaquemines (Louisiana)	5,711	<u>Claimant Type</u>	<u>Claims Paid</u>	<u>Amount Paid</u>	<ul style="list-style-type: none"> Resident Loss Both
		Resident of County	192	\$4,841,100.00	
		Resident and Loss in County	1,185	\$62,252,800.00	
		Claim Loss in County	753	\$19,551,900.00	
Totals:	2,130	\$86,645,800.00			
Pointe Coupee (Louisiana)	58	<u>Claimant Type</u>	<u>Claims Paid</u>	<u>Amount Paid</u>	<ul style="list-style-type: none"> Resident Both
		Resident of County	4	\$120,800.00	
		Resident and Loss in County	2	\$30,000.00	
		Totals:	6	\$150,800.00	

GCCF Program Statistics - Overall Summary (as of November 27, 2010, 5:05 PM ET)

County (Louisiana)	Total Claims	Claimant Type	Claims Paid	Amount Paid	Payments in County
Rapides (Louisiana)	233	<u>Claimant Type</u>	<u>Claims Paid</u>	<u>Amount Paid</u>	 <ul style="list-style-type: none"> Resident Both
		Resident of County	24	\$365,900.00	
		Resident and Loss in County	6	\$313,200.00	
		Totals:	30	\$679,100.00	
Richland (Louisiana)	10	<u>Claimant Type</u>	<u>Claims Paid</u>	<u>Amount Paid</u>	 <ul style="list-style-type: none"> Resident
		Resident of County	3	\$114,400.00	
		Totals:	3	\$114,400.00	
		Sabine (Louisiana)	14	<u>Claimant Type</u>	
Resident of County	1			\$16,800.00	
Resident and Loss in County	1			\$40,000.00	
Totals:	2			\$56,800.00	
St. Bernard (Louisiana)	6,452	<u>Claimant Type</u>	<u>Claims Paid</u>	<u>Amount Paid</u>	 <ul style="list-style-type: none"> Resident Loss Both
		Resident of County	603	\$6,619,100.00	
		Resident and Loss in County	999	\$25,617,700.00	
		Claim Loss in County	340	\$5,898,300.00	
		Totals:	1,942	\$38,135,100.00	
St. Charles (Louisiana)	5,013	<u>Claimant Type</u>	<u>Claims Paid</u>	<u>Amount Paid</u>	 <ul style="list-style-type: none"> Resident Loss Both
		Resident of County	389	\$3,644,100.00	
		Resident and Loss in County	464	\$8,559,400.00	
		Claim Loss in County	284	\$3,144,700.00	
		Totals:	1,137	\$15,348,200.00	

GCCF Program Statistics - Overall Summary (as of November 27, 2010, 5:05 PM ET)

Parish (Louisiana)	Total Claims	Claimant Type	Claims Paid	Amount Paid	Payments in County
St. Helena (Louisiana)	128	<u>Claimant Type</u>	<u>Claims Paid</u>	<u>Amount Paid</u>	<ul style="list-style-type: none"> Resident Loss
		Resident of County	3	\$50,500.00	
		Claim Loss in County	1	\$25,000.00	
		Totals:	4	\$75,500.00	
St. James (Louisiana)	1,466	<u>Claimant Type</u>	<u>Claims Paid</u>	<u>Amount Paid</u>	<ul style="list-style-type: none"> Resident Loss Both
		Resident of County	48	\$500,000.00	
		Resident and Loss in County	10	\$227,400.00	
		Claim Loss in County	2	\$53,800.00	
Totals:	60	\$781,200.00			
St. John The Baptist (Louisiana)	6,318	<u>Claimant Type</u>	<u>Claims Paid</u>	<u>Amount Paid</u>	<ul style="list-style-type: none"> Resident Loss Both
		Resident of County	385	\$3,011,100.00	
		Resident and Loss in County	329	\$3,881,400.00	
		Claim Loss in County	115	\$1,082,200.00	
Totals:	829	\$7,974,700.00			
St. Landry (Louisiana)	305	<u>Claimant Type</u>	<u>Claims Paid</u>	<u>Amount Paid</u>	<ul style="list-style-type: none"> Resident Loss Both
		Resident of County	28	\$655,000.00	
		Resident and Loss in County	19	\$535,100.00	
		Claim Loss in County	4	\$104,300.00	
Totals:	51	\$1,294,400.00			
St. Martin (Louisiana)	834	<u>Claimant Type</u>	<u>Claims Paid</u>	<u>Amount Paid</u>	<ul style="list-style-type: none"> Resident Loss Both
		Resident of County	61	\$1,131,200.00	
		Resident and Loss in County	238	\$4,799,450.00	
		Claim Loss in County	30	\$495,100.00	
Totals:	329	\$6,425,750.00			


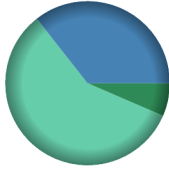
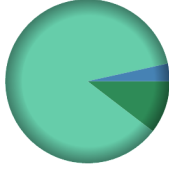
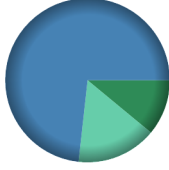

GCCF Program Statistics - Overall Summary

(as of November 27, 2010, 5:05 PM ET)

County (Louisiana)	Total Claims	Claimant Type	Claims Paid	Amount Paid	Payments in County
St. Mary	2,219	Resident of County	126	\$2,526,500.00	
		Resident and Loss in County	419	\$10,017,700.00	
		Claim Loss in County	234	\$6,305,300.00	
		Totals:	779	\$18,849,500.00	
St. Tammany	10,405	Resident of County	836	\$12,189,400.00	
		Resident and Loss in County	1,664	\$28,893,300.00	
		Claim Loss in County	536	\$6,404,165.00	
		Totals:	3,036	\$47,486,865.00	
Tangipahoa	2,525	Resident of County	164	\$2,820,700.00	
		Resident and Loss in County	110	\$2,218,000.00	
		Claim Loss in County	24	\$747,400.00	
		Totals:	298	\$5,786,100.00	
Terrebonne	7,904	Resident of County	223	\$4,093,600.00	
		Resident and Loss in County	2,407	\$60,600,300.00	
		Claim Loss in County	486	\$10,074,000.00	
		Totals:	3,116	\$74,767,900.00	
Union	10	Resident of County	2	\$95,500.00	
		Resident and Loss in County	1	\$40,800.00	
		Totals:	3	\$136,300.00	

GCCF Program Statistics - Overall Summary

(as of November 27, 2010, 5:05 PM ET)

Unknown (Louisiana)	324	<u>Claimant Type</u>	<u>Claims Paid</u>	<u>Amount Paid</u>	Payments in County
		Resident of County	62	\$1,058,300.00	 <ul style="list-style-type: none"> Resident
		Totals:	62	\$1,058,300.00	
Vermilion (Louisiana)	1,433	<u>Claimant Type</u>	<u>Claims Paid</u>	<u>Amount Paid</u>	Payments in County
		Resident of County	123	\$2,516,000.00	 <ul style="list-style-type: none"> Resident Loss Both
		Resident and Loss in County	598	\$13,762,900.00	
		Claim Loss in County	184	\$22,397,900.00	
		Totals:	905	\$38,676,800.00	
Vernon (Louisiana)	24	<u>Claimant Type</u>	<u>Claims Paid</u>	<u>Amount Paid</u>	Payments in County
		Resident of County	2	\$15,000.00	 <ul style="list-style-type: none"> Resident Loss Both
		Resident and Loss in County	1	\$5,000.00	
		Claim Loss in County	3	\$124,000.00	
		Totals:	6	\$144,000.00	
W. Baton Rouge (Louisiana)	193	<u>Claimant Type</u>	<u>Claims Paid</u>	<u>Amount Paid</u>	Payments in County
		Resident of County	1	\$6,300.00	 <ul style="list-style-type: none"> Resident Loss Both
		Resident and Loss in County	2	\$41,900.00	
		Claim Loss in County	2	\$9,000.00	
		Totals:	5	\$57,200.00	
W. Feliciana (Louisiana)	33	<u>Claimant Type</u>	<u>Claims Paid</u>	<u>Amount Paid</u>	Payments in County
		Resident of County	1	\$8,000.00	 <ul style="list-style-type: none"> Resident
		Totals:	1	\$8,000.00	

GCCF Program Statistics - Overall Summary (as of November 27, 2010, 5:05 PM ET)

County	Total Claims	Claimant Type	Claims Paid	Amount Paid	Payments in County
Washington (Louisiana)	466	<u>Claimant Type</u>	<u>Claims Paid</u>	<u>Amount Paid</u>	Payments in County
		Resident of County	37	\$770,200.00	
		Resident and Loss in County	18	\$625,000.00	
		Claim Loss in County	3	\$37,500.00	
Totals:	58	\$1,432,700.00			
Webster (Louisiana)	14	<u>Claimant Type</u>	<u>Claims Paid</u>	<u>Amount Paid</u>	Payments in County
		Resident of County	1	\$91,000.00	
		Totals:	1	\$91,000.00	
Alcorn (Mississippi)	6	<u>Claimant Type</u>	<u>Claims Paid</u>	<u>Amount Paid</u>	Payments in County
		Resident of County	2	\$6,800.00	
		Totals:	2	\$6,800.00	
Amite (Mississippi)	31	<u>Claimant Type</u>	<u>Claims Paid</u>	<u>Amount Paid</u>	Payments in County
		Resident of County	1	\$22,100.00	
		Totals:	1	\$22,100.00	
Bolivar (Mississippi)	9	<u>Claimant Type</u>	<u>Claims Paid</u>	<u>Amount Paid</u>	Payments in County
		Resident of County	2	\$8,600.00	
		Totals:	2	\$8,600.00	




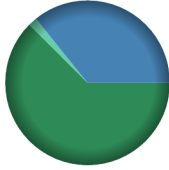

GCCF Program Statistics - Overall Summary

(as of November 27, 2010, 5:05 PM ET)

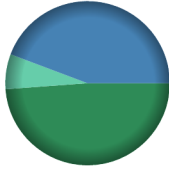


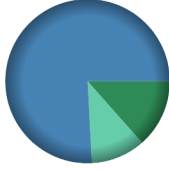
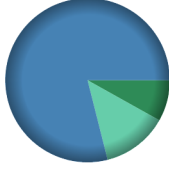
County (Mississippi)	Total Claims	Claimant Type	Claims Paid	Amount Paid	Payments in County
Calhoun (Mississippi)	4	<u>Claimant Type</u>	<u>Claims Paid</u>	<u>Amount Paid</u>	Payments in County  Resident
		Resident of County	1	\$55,000.00	
		Totals:	1	\$55,000.00	
Chickasaw (Mississippi)	1	<u>Claimant Type</u>	<u>Claims Paid</u>	<u>Amount Paid</u>	Payments in County  Resident
		Resident of County	1	\$6,000.00	
		Totals:	1	\$6,000.00	
Claiborne (Mississippi)	11	<u>Claimant Type</u>	<u>Claims Paid</u>	<u>Amount Paid</u>	Payments in County  Resident
		Resident of County	1	\$17,600.00	
		Totals:	1	\$17,600.00	
Clarke (Mississippi)	78	<u>Claimant Type</u>	<u>Claims Paid</u>	<u>Amount Paid</u>	Payments in County  Resident Both
		Resident of County	4	\$112,900.00	
		Resident and Loss in County	1	\$9,000.00	
		Totals:	5	\$121,900.00	
Coahoma (Mississippi)	8	<u>Claimant Type</u>	<u>Claims Paid</u>	<u>Amount Paid</u>	Payments in County  Resident
		Resident of County	1	\$35,000.00	
		Totals:	1	\$35,000.00	

GCCF Program Statistics - Overall Summary

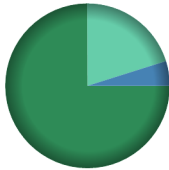



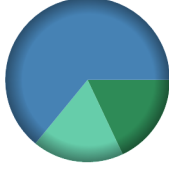
(as of November 27, 2010, 5:05 PM ET)

County (Mississippi)	Total Claims	Claimant Type	Claims Paid	Amount Paid	Payments in County
Covich	29	<u>Claimant Type</u>	<u>Claims Paid</u>	<u>Amount Paid</u>	Payments in County  <ul style="list-style-type: none"> Resident
		Resident of County	1	\$20,000.00	
		Totals:	1	\$20,000.00	
Covington	115	<u>Claimant Type</u>	<u>Claims Paid</u>	<u>Amount Paid</u>	Payments in County  <ul style="list-style-type: none"> Resident Both
		Resident of County	3	\$44,400.00	
		Resident and Loss in County	1	\$1,000.00	
Totals:	4	\$45,400.00			
Desoto	56	<u>Claimant Type</u>	<u>Claims Paid</u>	<u>Amount Paid</u>	Payments in County  <ul style="list-style-type: none"> Resident
		Resident of County	18	\$206,600.00	
		Totals:	18	\$206,600.00	
Forrest	992	<u>Claimant Type</u>	<u>Claims Paid</u>	<u>Amount Paid</u>	Payments in County  <ul style="list-style-type: none"> Resident Loss Both
		Resident of County	59	\$767,100.00	
		Resident and Loss in County	15	\$439,500.00	
		Claim Loss in County	4	\$21,200.00	
Totals:	78	\$1,227,800.00			
Franklin	14	<u>Claimant Type</u>	<u>Claims Paid</u>	<u>Amount Paid</u>	Payments in County  <ul style="list-style-type: none"> Resident Loss
		Resident of County	1	\$7,500.00	
		Claim Loss in County	1	\$14,600.00	
Totals:	2	\$22,100.00			

GCCF Program Statistics - Overall Summary (as of November 27, 2010, 5:05 PM ET)




County (Mississippi)	Total Claims	Claimant Type	Claims Paid	Amount Paid	Payments in County
George	558	<u>Claimant Type</u>	<u>Claims Paid</u>	<u>Amount Paid</u>	 <ul style="list-style-type: none"> ■ Resident ■ Loss ■ Both
		Resident of County	67	\$957,000.00	
		Resident and Loss in County	28	\$867,100.00	
		Claim Loss in County	7	\$135,200.00	
Totals:	102	\$1,959,300.00			
Greene	133	<u>Claimant Type</u>	<u>Claims Paid</u>	<u>Amount Paid</u>	 <ul style="list-style-type: none"> ■ Resident ■ Both
		Resident of County	6	\$60,800.00	
		Resident and Loss in County	5	\$31,900.00	
		Totals:	11	\$92,700.00	
Grenada	2	<u>Claimant Type</u>	<u>Claims Paid</u>	<u>Amount Paid</u>	 <ul style="list-style-type: none"> ■ Resident
		Resident of County	1	\$5,000.00	
		Totals:	1	\$5,000.00	
Hancock	3,986	<u>Claimant Type</u>	<u>Claims Paid</u>	<u>Amount Paid</u>	 <ul style="list-style-type: none"> ■ Resident ■ Loss ■ Both
		Resident of County	240	\$3,115,600.00	
		Resident and Loss in County	851	\$17,524,200.00	
		Claim Loss in County	162	\$2,469,400.00	
		Totals:	1,253	\$23,109,200.00	
Harrison	28,088	<u>Claimant Type</u>	<u>Claims Paid</u>	<u>Amount Paid</u>	 <ul style="list-style-type: none"> ■ Resident ■ Loss ■ Both
		Resident of County	696	\$9,069,136.50	
		Resident and Loss in County	6,378	\$88,160,400.00	
		Claim Loss in County	1,178	\$14,469,500.00	
		Totals:	8,252	\$111,699,036.50	

GCCF Program Statistics - Overall Summary (as of November 27, 2010, 5:05 PM ET)


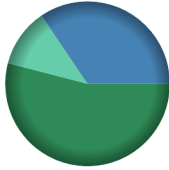

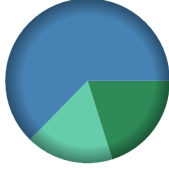

County	Total Claims	Claimant Type	Claims Paid	Amount Paid	Payments in County
Hinds (Mississippi)	279	<u>Claimant Type</u>	<u>Claims Paid</u>	<u>Amount Paid</u>	 <ul style="list-style-type: none"> ■ Resident ■ Loss ■ Both
		Resident of County	22	\$274,500.00	
		Resident and Loss in County	2	\$17,800.00	
		Claim Loss in County	4	\$74,000.00	
Totals:	28	\$366,300.00			
Humphreys (Mississippi)	7	<u>Claimant Type</u>	<u>Claims Paid</u>	<u>Amount Paid</u>	 <ul style="list-style-type: none"> ■ Resident ■ Loss
		Resident of County	2	\$18,900.00	
		Claim Loss in County	1	\$28,000.00	
Totals:	3	\$46,900.00			
Issaquena (Mississippi)	3	<u>Claimant Type</u>	<u>Claims Paid</u>	<u>Amount Paid</u>	 <ul style="list-style-type: none"> ■ Resident
		Resident of County	1	\$10,000.00	
Totals:	1	\$10,000.00			
Itawamba (Mississippi)	3	<u>Claimant Type</u>	<u>Claims Paid</u>	<u>Amount Paid</u>	 <ul style="list-style-type: none"> ■ Resident
		Resident of County	1	\$6,000.00	
Totals:	1	\$6,000.00			
Jackson (Mississippi)	13,881	<u>Claimant Type</u>	<u>Claims Paid</u>	<u>Amount Paid</u>	 <ul style="list-style-type: none"> ■ Resident ■ Loss ■ Both
		Resident of County	834	\$9,578,700.00	
		Resident and Loss in County	1,908	\$34,134,000.00	
		Claim Loss in County	723	\$9,562,700.00	
Totals:	3,465	\$53,275,400.00			

GCCF Program Statistics - Overall Summary




(as of November 27, 2010, 5:05 PM ET)

County (Mississippi)	Total Claims	Claimant Type	Claims Paid	Amount Paid	Payments in County
Jasper (Mississippi)	105	<u>Claimant Type</u>	<u>Claims Paid</u>	<u>Amount Paid</u>	Payments in County  <ul style="list-style-type: none"> Resident Both
		Resident of County	2	\$22,200.00	
		Resident and Loss in County	1	\$25,500.00	
		Totals:	3	\$47,700.00	
Jefferson (Mississippi)	37	<u>Claimant Type</u>	<u>Claims Paid</u>	<u>Amount Paid</u>	Payments in County  <ul style="list-style-type: none"> Resident
		Resident of County	1	\$12,500.00	
		Totals:	1	\$12,500.00	
		Jefferson Davis (Mississippi)	151	<u>Claimant Type</u>	
Resident of County	2			\$27,200.00	
Totals:	2			\$27,200.00	
Jones (Mississippi)	188			<u>Claimant Type</u>	<u>Claims Paid</u>
		Resident of County	14	\$226,300.00	
		Resident and Loss in County	1	\$50,000.00	
		Totals:	15	\$276,300.00	
Kemper (Mississippi)	6	<u>Claimant Type</u>	<u>Claims Paid</u>	<u>Amount Paid</u>	Payments in County  <ul style="list-style-type: none"> Loss
		Claim Loss in County	2	\$108,800.00	
		Totals:	2	\$108,800.00	

GCCF Program Statistics - Overall Summary (as of November 27, 2010, 5:05 PM ET)

County (Mississippi)	Total Claims	Claimant Type	Claims Paid	Amount Paid	Payments in County
Lafayette	26	<u>Claimant Type</u>	<u>Claims Paid</u>	<u>Amount Paid</u>	Payments in County  <ul style="list-style-type: none"> Resident
		Resident of County	9	\$89,700.00	
		Totals:	9	\$89,700.00	
Lamar	190	<u>Claimant Type</u>	<u>Claims Paid</u>	<u>Amount Paid</u>	Payments in County  <ul style="list-style-type: none"> Resident Loss Both
		Resident of County	12	\$159,900.00	
		Resident and Loss in County	3	\$102,000.00	
		Claim Loss in County	2	\$34,000.00	
Totals:	17	\$295,900.00			
Lauderdale	108	<u>Claimant Type</u>	<u>Claims Paid</u>	<u>Amount Paid</u>	Payments in County  <ul style="list-style-type: none"> Resident
		Resident of County	17	\$170,400.00	
		Totals:	17	\$170,400.00	
Lawrence	112	<u>Claimant Type</u>	<u>Claims Paid</u>	<u>Amount Paid</u>	Payments in County  <ul style="list-style-type: none"> Resident Loss Both
		Resident of County	2	\$21,700.00	
		Resident and Loss in County	5	\$67,500.00	
		Claim Loss in County	2	\$18,500.00	
Totals:	9	\$107,700.00			
Leake	16	<u>Claimant Type</u>	<u>Claims Paid</u>	<u>Amount Paid</u>	Payments in County  <ul style="list-style-type: none"> Resident
		Resident of County	3	\$68,000.00	
		Totals:	3	\$68,000.00	

GCCF Program Statistics - Overall Summary (as of November 27, 2010, 5:05 PM ET)




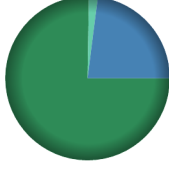
County (Mississippi)	Total Claims	Claimant Type	Claims Paid	Amount Paid	Payments in County
Lee	26	<u>Claimant Type</u>	<u>Claims Paid</u>	<u>Amount Paid</u>	 <ul style="list-style-type: none"> Resident
		Resident of County	10	\$97,600.00	
		Totals:	10	\$97,600.00	
		Leflore	10	<u>Claimant Type</u>	
Resident of County	1			\$7,800.00	
Totals:	1			\$7,800.00	
Lincoln	46			<u>Claimant Type</u>	<u>Claims Paid</u>
		Resident of County	5	\$114,200.00	
		Resident and Loss in County	1	\$22,200.00	
		Claim Loss in County	1	\$100,000.00	
		Totals:	7	\$236,400.00	
Lowndes	37	<u>Claimant Type</u>	<u>Claims Paid</u>	<u>Amount Paid</u>	 <ul style="list-style-type: none"> Resident Both
		Resident of County	13	\$115,100.00	
		Resident and Loss in County	1	\$2,400.00	
		Totals:	14	\$117,500.00	
Madison	171	<u>Claimant Type</u>	<u>Claims Paid</u>	<u>Amount Paid</u>	 <ul style="list-style-type: none"> Resident Both
		Resident of County	40	\$389,400.00	
		Resident and Loss in County	3	\$52,400.00	
		Totals:	43	\$441,800.00	

GCCF Program Statistics - Overall Summary

(as of November 27, 2010, 5:05 PM ET)




County (Mississippi)	Total Claims	Claimant Type	Claims Paid	Amount Paid	Payments in County
Marion	263	<u>Claimant Type</u>	<u>Claims Paid</u>	<u>Amount Paid</u>	
		Resident of County	7	\$140,600.00	
		Resident and Loss in County	6	\$123,400.00	
		Claim Loss in County	1	\$18,000.00	
Totals:	14	\$282,000.00			
Marshall	4	<u>Claimant Type</u>	<u>Claims Paid</u>	<u>Amount Paid</u>	
		Resident of County	1	\$10,400.00	
		Totals:	1	\$10,400.00	
Monroe	16	<u>Claimant Type</u>	<u>Claims Paid</u>	<u>Amount Paid</u>	
		Resident of County	11	\$100,800.00	
		Totals:	11	\$100,800.00	
Montgomery	2	<u>Claimant Type</u>	<u>Claims Paid</u>	<u>Amount Paid</u>	
		Resident of County	1	\$20,000.00	
		Totals:	1	\$20,000.00	
Neshoba	47	<u>Claimant Type</u>	<u>Claims Paid</u>	<u>Amount Paid</u>	
		Resident of County	4	\$169,100.00	
		Claim Loss in County	2	\$137,300.00	
		Totals:	6	\$306,400.00	

GCCF Program Statistics - Overall Summary (as of November 27, 2010, 5:05 PM ET)



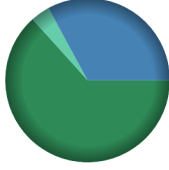


County (Mississippi)	Total Claims	Claimant Type	Claims Paid	Amount Paid	Payments in County
Newton	12	<u>Claimant Type</u>	<u>Claims Paid</u>	<u>Amount Paid</u>	Payments in County  Resident
		Resident of County	3	\$82,600.00	
		Totals:	3	\$82,600.00	
Noxubee	13	<u>Claimant Type</u>	<u>Claims Paid</u>	<u>Amount Paid</u>	Payments in County  Resident
		Resident of County	1	\$8,800.00	
		Totals:	1	\$8,800.00	
Oktibbeha	25	<u>Claimant Type</u>	<u>Claims Paid</u>	<u>Amount Paid</u>	Payments in County  Resident
		Resident of County	8	\$101,700.00	
		Totals:	8	\$101,700.00	
Panola	7	<u>Claimant Type</u>	<u>Claims Paid</u>	<u>Amount Paid</u>	Payments in County  Resident
		Resident of County	2	\$14,700.00	
		Totals:	2	\$14,700.00	
Pearl River	1,328	<u>Claimant Type</u>	<u>Claims Paid</u>	<u>Amount Paid</u>	Payments in County  Resident Loss Both
		Resident of County	173	\$1,890,500.00	
		Resident and Loss in County	20	\$577,500.00	
		Claim Loss in County	1	\$44,000.00	
		Totals:	194	\$2,512,000.00	

GCCF Program Statistics - Overall Summary

(as of November 27, 2010, 5:05 PM ET)





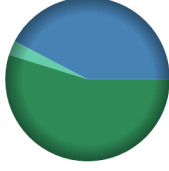
County (Mississippi)	Total Claims	Claimant Type	Claims Paid	Amount Paid	Payments in County
Perry (Mississippi)	65	<u>Claimant Type</u>	<u>Claims Paid</u>	<u>Amount Paid</u>	Payments in County  <ul style="list-style-type: none"> ■ Resident ■ Both
		Resident of County	5	\$91,700.00	
		Resident and Loss in County	3	\$44,200.00	
		Totals:	8	\$135,900.00	
Pike (Mississippi)	228	<u>Claimant Type</u>	<u>Claims Paid</u>	<u>Amount Paid</u>	Payments in County  <ul style="list-style-type: none"> ■ Resident ■ Loss ■ Both
		Resident of County	22	\$227,100.00	
		Resident and Loss in County	1	\$100,000.00	
		Claim Loss in County	1	\$12,000.00	
Totals:	24	\$339,100.00			
Rankin (Mississippi)	134	<u>Claimant Type</u>	<u>Claims Paid</u>	<u>Amount Paid</u>	Payments in County  <ul style="list-style-type: none"> ■ Resident ■ Loss
		Resident of County	30	\$467,500.00	
		Claim Loss in County	1	\$2,000.00	
		Totals:	31	\$469,500.00	
Scott (Mississippi)	30	<u>Claimant Type</u>	<u>Claims Paid</u>	<u>Amount Paid</u>	Payments in County  <ul style="list-style-type: none"> ■ Resident
		Resident of County	7	\$68,700.00	
		Totals:	7	\$68,700.00	
Sharkey (Mississippi)	1	<u>Claimant Type</u>	<u>Claims Paid</u>	<u>Amount Paid</u>	Payments in County  <ul style="list-style-type: none"> ■ Resident
		Resident of County	1	\$4,800.00	
		Totals:	1	\$4,800.00	

GCCF Program Statistics - Overall Summary (as of November 27, 2010, 5:05 PM ET)

Claimant	Count	Claimant Type	Claims Paid	Amount Paid	Payments in County
Simpson (Mississippi)	54	<u>Claimant Type</u>	<u>Claims Paid</u>	<u>Amount Paid</u>	Payments in County 
		Resident of County	4	\$42,700.00	
		Resident and Loss in County	1	\$30,800.00	
		Totals:	5	\$73,500.00	
Smith (Mississippi)	58	<u>Claimant Type</u>	<u>Claims Paid</u>	<u>Amount Paid</u>	Payments in County 
		Resident of County	1	\$3,100.00	
		Totals:	1	\$3,100.00	
Stone (Mississippi)	726	<u>Claimant Type</u>	<u>Claims Paid</u>	<u>Amount Paid</u>	Payments in County 
		Resident of County	106	\$1,522,900.00	
		Resident and Loss in County	26	\$790,600.00	
		Claim Loss in County	7	\$90,800.00	
		Totals:	139	\$2,404,300.00	
Sunflower (Mississippi)	16	<u>Claimant Type</u>	<u>Claims Paid</u>	<u>Amount Paid</u>	Payments in County 
		Resident of County	3	\$26,800.00	
		Totals:	3	\$26,800.00	
Tishomingo (Mississippi)	2	<u>Claimant Type</u>	<u>Claims Paid</u>	<u>Amount Paid</u>	Payments in County 
		Resident of County	1	\$2,100.00	
		Totals:	1	\$2,100.00	






GCCF Program Statistics - Overall Summary

(as of November 27, 2010, 5:05 PM ET)

County	Total	Claimant Type	Claims Paid	Amount Paid	Payments in County
Unknown (Mississippi)	146				 <ul style="list-style-type: none"> Resident
		Resident of County	22	\$322,200.00	
		Totals:	22	\$322,200.00	
Walthall (Mississippi)	89				 <ul style="list-style-type: none"> Resident
		Resident of County	2	\$29,300.00	
		Totals:	2	\$29,300.00	
Warren (Mississippi)	34				 <ul style="list-style-type: none"> Resident
		Resident of County	6	\$45,900.00	
		Totals:	6	\$45,900.00	
Washington (Mississippi)	23				 <ul style="list-style-type: none"> Resident Both
		Resident of County	3	\$9,600.00	
		Resident and Loss in County	1	\$2,200.00	
		Totals:	4	\$11,800.00	
Wayne (Mississippi)	133				 <ul style="list-style-type: none"> Resident Loss Both
		Resident of County	5	\$112,200.00	
		Resident and Loss in County	3	\$86,600.00	
		Claim Loss in County	1	\$5,900.00	
		Totals:	9	\$204,700.00	


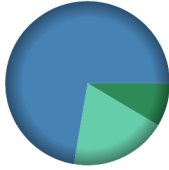



GCCF Program Statistics - Overall Summary

(as of November 27, 2010, 5:05 PM ET)


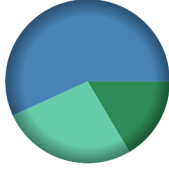


County	Count	Claimant Type	Claims Paid	Amount Paid	Payments in County
Webster (Mississippi)	2	<u>Claimant Type</u>	<u>Claims Paid</u>	<u>Amount Paid</u>	Payments in County  Resident
		Resident of County	1	\$3,000.00	
		Totals:	1	\$3,000.00	
Wilkinson (Mississippi)	26	<u>Claimant Type</u>	<u>Claims Paid</u>	<u>Amount Paid</u>	Payments in County  Resident
		Resident of County	2	\$10,800.00	
		Totals:	2	\$10,800.00	
Winston (Mississippi)	33	<u>Claimant Type</u>	<u>Claims Paid</u>	<u>Amount Paid</u>	Payments in County  Resident
		Resident of County	2	\$10,500.00	
		Totals:	2	\$10,500.00	
Yazoo (Mississippi)	7	<u>Claimant Type</u>	<u>Claims Paid</u>	<u>Amount Paid</u>	Payments in County  Resident Loss
		Resident of County	1	\$3,300.00	
		Claim Loss in County	1	\$74,400.00	
		Totals:	2	\$77,700.00	
Anderson (Texas)	6	<u>Claimant Type</u>	<u>Claims Paid</u>	<u>Amount Paid</u>	Payments in County  Resident
		Resident of County	1	\$3,300.00	
		Totals:	1	\$3,300.00	

GCCF Program Statistics - Overall Summary

(as of November 27, 2010, 5:05 PM ET)


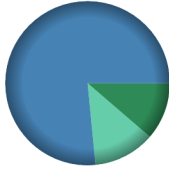



County (Texas)	Total Claims	Claimant Type	Claims Paid	Amount Paid	Payments in County
Angelina (Texas)	13	<u>Claimant Type</u>	<u>Claims Paid</u>	<u>Amount Paid</u>	Payments in County  <ul style="list-style-type: none"> Resident
		Resident of County	1	\$6,500.00	
		Totals:	1	\$6,500.00	
Aransas (Texas)	82	<u>Claimant Type</u>	<u>Claims Paid</u>	<u>Amount Paid</u>	Payments in County  <ul style="list-style-type: none"> Resident Loss Both
		Resident of County	2	\$19,100.00	
		Resident and Loss in County	11	\$161,300.00	
		Claim Loss in County	5	\$42,600.00	
Totals:	18	\$223,000.00			
Austin (Texas)	3	<u>Claimant Type</u>	<u>Claims Paid</u>	<u>Amount Paid</u>	Payments in County  <ul style="list-style-type: none"> Loss
		Claim Loss in County	1	\$7,400.00	
		Totals:	1	\$7,400.00	
Bay (Texas)	1	<u>Claimant Type</u>	<u>Claims Paid</u>	<u>Amount Paid</u>	Payments in County  <ul style="list-style-type: none"> Loss
		Claim Loss in County	1	\$30,100.00	
		Totals:	1	\$30,100.00	
Bexar (Texas)	134	<u>Claimant Type</u>	<u>Claims Paid</u>	<u>Amount Paid</u>	Payments in County  <ul style="list-style-type: none"> Resident Both
		Resident of County	17	\$224,400.00	
		Resident and Loss in County	2	\$182,000.00	
		Totals:	19	\$406,400.00	

GCCF Program Statistics - Overall Summary (as of November 27, 2010, 5:05 PM ET)

County (Texas)	Total Claims	Claimant Type	Claims Paid	Amount Paid	Payments in County
Bowie (Texas)	6	<u>Claimant Type</u>	<u>Claims Paid</u>	<u>Amount Paid</u>	Payments in County  <ul style="list-style-type: none"> Resident
		Resident of County	2	\$6,500.00	
		Totals:	2	\$6,500.00	
Brazoria (Texas)	195	<u>Claimant Type</u>	<u>Claims Paid</u>	<u>Amount Paid</u>	Payments in County  <ul style="list-style-type: none"> Resident Loss Both
		Resident of County	12	\$295,300.00	
		Resident and Loss in County	26	\$1,017,600.00	
		Claim Loss in County	29	\$477,000.00	
Totals:	67	\$1,789,900.00			
Brazos (Texas)	10	<u>Claimant Type</u>	<u>Claims Paid</u>	<u>Amount Paid</u>	Payments in County  <ul style="list-style-type: none"> Resident
		Resident of County	1	\$18,000.00	
		Totals:	1	\$18,000.00	
Brown (Texas)	1	<u>Claimant Type</u>	<u>Claims Paid</u>	<u>Amount Paid</u>	Payments in County  <ul style="list-style-type: none"> Resident
		Resident of County	1	\$8,600.00	
		Totals:	1	\$8,600.00	
Calhoun (Texas)	172	<u>Claimant Type</u>	<u>Claims Paid</u>	<u>Amount Paid</u>	Payments in County  <ul style="list-style-type: none"> Resident Loss Both
		Resident of County	11	\$566,600.00	
		Resident and Loss in County	9	\$707,000.00	
		Claim Loss in County	25	\$416,500.00	
Totals:	45	\$1,690,100.00			


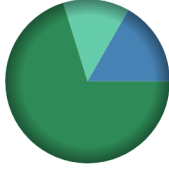



GCCF Program Statistics - Overall Summary

(as of November 27, 2010, 5:05 PM ET)

County (Texas)	Total Claims	Claimant Type	Claims Paid	Amount Paid	Payments in County
Cameron	506	<u>Claimant Type</u>	<u>Claims Paid</u>	<u>Amount Paid</u>	Payments in County  <ul style="list-style-type: none"> ■ Resident ■ Both
		Resident of County	11	\$272,100.00	
		Resident and Loss in County	62	\$1,471,100.00	
		Totals:	73	\$1,743,200.00	
Chambers	57	<u>Claimant Type</u>	<u>Claims Paid</u>	<u>Amount Paid</u>	Payments in County  <ul style="list-style-type: none"> ■ Resident ■ Loss ■ Both
		Resident of County	5	\$114,600.00	
		Resident and Loss in County	19	\$773,700.00	
		Claim Loss in County	6	\$122,500.00	
Totals:	30	\$1,010,800.00			
Cherokee	5	<u>Claimant Type</u>	<u>Claims Paid</u>	<u>Amount Paid</u>	Payments in County  <ul style="list-style-type: none"> ■ Resident
		Resident of County	1	\$1,700.00	
		Totals:	1	\$1,700.00	
Collin	106	<u>Claimant Type</u>	<u>Claims Paid</u>	<u>Amount Paid</u>	Payments in County  <ul style="list-style-type: none"> ■ Resident ■ Loss
		Resident of County	38	\$480,600.00	
		Claim Loss in County	3	\$102,100.00	
		Totals:	41	\$582,700.00	
Colorado	5	<u>Claimant Type</u>	<u>Claims Paid</u>	<u>Amount Paid</u>	Payments in County  <ul style="list-style-type: none"> ■ Resident
		Resident of County	1	\$36,000.00	
		Totals:	1	\$36,000.00	



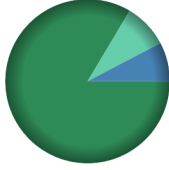
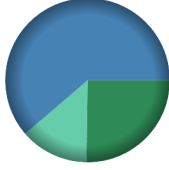
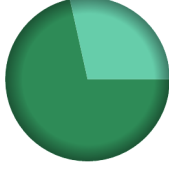
GCCF Program Statistics - Overall Summary

(as of November 27, 2010, 5:05 PM ET)

County (Texas)	Total Claims	Claimant Type	Claims Paid	Amount Paid	Payments in County
Comal (Texas)	18				 <ul style="list-style-type: none"> Resident
		Resident of County	8	\$181,600.00	
		Totals:	8	\$181,600.00	
Dallas (Texas)	402				 <ul style="list-style-type: none"> Resident Loss Both
		Resident of County	51	\$610,900.00	
		Resident and Loss in County	2	\$145,500.00	
		Claim Loss in County	8	\$113,500.00	
Totals:	61	\$869,900.00			
Denton (Texas)	58				 <ul style="list-style-type: none"> Resident
		Resident of County	15	\$151,500.00	
		Totals:	15	\$151,500.00	
Ector (Texas)	2				 <ul style="list-style-type: none"> Resident
		Resident of County	1	\$1,500.00	
		Totals:	1	\$1,500.00	
El Paso (Texas)	7				 <ul style="list-style-type: none"> Resident
		Resident of County	1	\$3,700.00	
		Totals:	1	\$3,700.00	




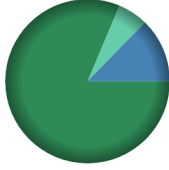

GCCF Program Statistics - Overall Summary

(as of November 27, 2010, 5:05 PM ET)

County (Texas)	Total Claims	Claimant Type	Claims Paid	Amount Paid	Payments in County
Ellis (Texas)	12	<u>Claimant Type</u>	<u>Claims Paid</u>	<u>Amount Paid</u>	Payments in County  <ul style="list-style-type: none"> Resident
		Resident of County	1	\$25,000.00	
		Totals:	1	\$25,000.00	
Foard (Texas)	2	<u>Claimant Type</u>	<u>Claims Paid</u>	<u>Amount Paid</u>	Payments in County  <ul style="list-style-type: none"> Resident
		Resident of County	1	\$13,000.00	
		Totals:	1	\$13,000.00	
Fort Bend (Texas)	236	<u>Claimant Type</u>	<u>Claims Paid</u>	<u>Amount Paid</u>	Payments in County  <ul style="list-style-type: none"> Resident Loss Both
		Resident of County	38	\$1,405,500.00	
		Resident and Loss in County	7	\$129,300.00	
		Claim Loss in County	6	\$147,300.00	
Totals:	51	\$1,682,100.00			
Galveston (Texas)	1,337	<u>Claimant Type</u>	<u>Claims Paid</u>	<u>Amount Paid</u>	Payments in County  <ul style="list-style-type: none"> Resident Loss Both
		Resident of County	130	\$3,746,800.00	
		Resident and Loss in County	377	\$9,105,700.00	
		Claim Loss in County	118	\$1,998,200.00	
Totals:	625	\$14,850,700.00			
Grayson (Texas)	4	<u>Claimant Type</u>	<u>Claims Paid</u>	<u>Amount Paid</u>	Payments in County  <ul style="list-style-type: none"> Resident Loss
		Resident of County	1	\$8,300.00	
		Claim Loss in County	1	\$3,300.00	
Totals:	2	\$11,600.00			

GCCF Program Statistics - Overall Summary

(as of November 27, 2010, 5:05 PM ET)


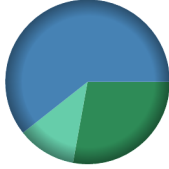



County (Texas)	Total Claims	Claimant Type	Claims Paid	Amount Paid	Payments in County
Gregg (Texas)	12	<u>Claimant Type</u>	<u>Claims Paid</u>	<u>Amount Paid</u>	Payments in County  <ul style="list-style-type: none"> Resident
		Resident of County	5	\$73,400.00	
		Totals:	5	\$73,400.00	
Guadalupe (Texas)	3	<u>Claimant Type</u>	<u>Claims Paid</u>	<u>Amount Paid</u>	Payments in County  <ul style="list-style-type: none"> Resident
		Resident of County	2	\$42,600.00	
		Totals:	2	\$42,600.00	
Hardin (Texas)	21	<u>Claimant Type</u>	<u>Claims Paid</u>	<u>Amount Paid</u>	Payments in County  <ul style="list-style-type: none"> Both
		Resident and Loss in County	1	\$10,000.00	
		Totals:	1	\$10,000.00	
Harris (Texas)	3,055	<u>Claimant Type</u>	<u>Claims Paid</u>	<u>Amount Paid</u>	Payments in County  <ul style="list-style-type: none"> Resident Loss Both
		Resident of County	391	\$27,225,200.00	
		Resident and Loss in County	150	\$4,256,000.00	
		Claim Loss in County	107	\$1,988,400.00	
		Totals:	648	\$33,469,600.00	
Harrison (Texas)	2	<u>Claimant Type</u>	<u>Claims Paid</u>	<u>Amount Paid</u>	Payments in County  <ul style="list-style-type: none"> Resident
		Resident of County	1	\$10,400.00	
		Totals:	1	\$10,400.00	

GCCF Program Statistics - Overall Summary






(as of November 27, 2010, 5:05 PM ET)

County (Texas)	Total Claims	Claimant Type	Claims Paid	Amount Paid	Payments in County
Hays (Texas)	9	<u>Claimant Type</u>	<u>Claims Paid</u>	<u>Amount Paid</u>	Payments in County  Resident
		Resident of County	2	\$41,300.00	
		Totals:	2	\$41,300.00	
Henderson (Texas)	5	<u>Claimant Type</u>	<u>Claims Paid</u>	<u>Amount Paid</u>	Payments in County  Resident
		Resident of County	1	\$7,000.00	
		Totals:	1	\$7,000.00	
Hidalgo (Texas)	82	<u>Claimant Type</u>	<u>Claims Paid</u>	<u>Amount Paid</u>	Payments in County  Resident Loss Both
		Resident of County	3	\$10,700.00	
		Resident and Loss in County	1	\$6,000.00	
		Claim Loss in County	1	\$10,300.00	
		Totals:	5	\$27,000.00	
Hill (Texas)	3	<u>Claimant Type</u>	<u>Claims Paid</u>	<u>Amount Paid</u>	Payments in County  Resident
		Resident of County	1	\$21,600.00	
		Totals:	1	\$21,600.00	
Hopkins (Texas)	3	<u>Claimant Type</u>	<u>Claims Paid</u>	<u>Amount Paid</u>	Payments in County  Resident
		Resident of County	1	\$9,700.00	
		Totals:	1	\$9,700.00	

GCCF Program Statistics - Overall Summary (as of November 27, 2010, 5:05 PM ET)

County (Texas)	Total Claims	Claimant Type	Claims Paid	Amount Paid	Payments in County
Jasper (Texas)	23	<u>Claimant Type</u>	<u>Claims Paid</u>	<u>Amount Paid</u>	Payments in County  <ul style="list-style-type: none"> Resident
		Resident of County	5	\$190,700.00	
		Totals:	5	\$190,700.00	
Jefferson (Texas)	1,424	<u>Claimant Type</u>	<u>Claims Paid</u>	<u>Amount Paid</u>	Payments in County  <ul style="list-style-type: none"> Resident Loss Both
		Resident of County	118	\$3,092,200.00	
		Resident and Loss in County	295	\$6,731,600.00	
		Claim Loss in County	54	\$1,282,400.00	
Totals:	467	\$11,106,200.00			
Jim Hogg (Texas)	1	<u>Claimant Type</u>	<u>Claims Paid</u>	<u>Amount Paid</u>	Payments in County  <ul style="list-style-type: none"> Loss
		Claim Loss in County	1	\$32,400.00	
		Totals:	1	\$32,400.00	
Jim Wells (Texas)	1	<u>Claimant Type</u>	<u>Claims Paid</u>	<u>Amount Paid</u>	Payments in County  <ul style="list-style-type: none"> Both
		Resident and Loss in County	1	\$79,900.00	
		Totals:	1	\$79,900.00	
Johnson (Texas)	17	<u>Claimant Type</u>	<u>Claims Paid</u>	<u>Amount Paid</u>	Payments in County  <ul style="list-style-type: none"> Resident
		Resident of County	4	\$131,000.00	
		Totals:	4	\$131,000.00	

GCCF Program Statistics - Overall Summary (as of November 27, 2010, 5:05 PM ET)

County (Texas)	Total Claims	Claimant Type	Claims Paid	Amount Paid	Payments in County
Kaufman (Texas)	7	<u>Claimant Type</u>	<u>Claims Paid</u>	<u>Amount Paid</u>	Payments in County  Resident
		Resident of County	1	\$11,600.00	
		Totals:	1	\$11,600.00	
Kendall (Texas)	3	<u>Claimant Type</u>	<u>Claims Paid</u>	<u>Amount Paid</u>	Payments in County  Resident
		Resident of County	2	\$15,700.00	
		Totals:	2	\$15,700.00	
Kleberg (Texas)	2	<u>Claimant Type</u>	<u>Claims Paid</u>	<u>Amount Paid</u>	Payments in County  Resident
		Resident of County	1	\$32,400.00	
		Totals:	1	\$32,400.00	
Lamar (Texas)	1	<u>Claimant Type</u>	<u>Claims Paid</u>	<u>Amount Paid</u>	Payments in County  Resident
		Resident of County	1	\$3,200.00	
		Totals:	1	\$3,200.00	
Liberty (Texas)	19	<u>Claimant Type</u>	<u>Claims Paid</u>	<u>Amount Paid</u>	Payments in County  Resident Both
		Resident of County	2	\$31,400.00	
		Resident and Loss in County	2	\$105,000.00	
		Totals:	4	\$136,400.00	

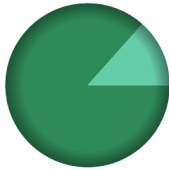

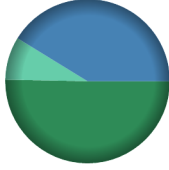
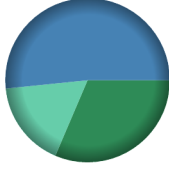

GCCF Program Statistics - Overall Summary

(as of November 27, 2010, 5:05 PM ET)



County (Texas)	Total Claims	Claimant Type	Claims Paid	Amount Paid	Payments in County
Llano (Texas)	9				 <ul style="list-style-type: none"> Resident
		Resident of County	1	\$34,200.00	
		Totals:	1	\$34,200.00	
Lubbock (Texas)	7				 <ul style="list-style-type: none"> Resident
		Resident of County	1	\$3,400.00	
		Totals:	1	\$3,400.00	
Matagorda (Texas)	288				 <ul style="list-style-type: none"> Resident Loss Both
		Resident of County	17	\$860,100.00	
		Resident and Loss in County	80	\$3,423,600.00	
		Claim Loss in County	12	\$820,100.00	
Totals:	109	\$5,103,800.00			
McLennan (Texas)	16				 <ul style="list-style-type: none"> Resident
		Resident of County	10	\$196,100.00	
		Totals:	10	\$196,100.00	
Milam (Texas)	2				 <ul style="list-style-type: none"> Resident
		Resident of County	1	\$5,800.00	
		Totals:	1	\$5,800.00	

GCCF Program Statistics - Overall Summary

(as of November 27, 2010, 5:05 PM ET)

County (Texas)	Total Claims	Claimant Type	Claims Paid	Amount Paid	Payments in County
Montgomery	164	Resident of County	24	\$457,100.00	 <ul style="list-style-type: none"> Resident Both
		Resident and Loss in County	2	\$70,700.00	
		Totals:	26	\$527,800.00	
Nacogdoches	20	Resident of County	3	\$89,000.00	 <ul style="list-style-type: none"> Resident Loss
		Claim Loss in County	5	\$252,000.00	
		Totals:	8	\$341,000.00	
Nueces	98	Resident of County	5	\$90,200.00	 <ul style="list-style-type: none"> Resident Loss Both
		Resident and Loss in County	3	\$73,900.00	
		Claim Loss in County	1	\$15,200.00	
		Totals:	9	\$179,300.00	
Orange	200	Resident of County	20	\$258,600.00	 <ul style="list-style-type: none"> Resident Loss Both
		Resident and Loss in County	17	\$424,900.00	
		Claim Loss in County	6	\$139,800.00	
		Totals:	43	\$823,300.00	
Parker	4	Resident of County	2	\$17,300.00	 <ul style="list-style-type: none"> Resident
		Totals:	2	\$17,300.00	

GCCF Program Statistics - Overall Summary (as of November 27, 2010, 5:05 PM ET)

County (Texas)	Total Claims	Claimant Type	Claims Paid	Amount Paid	Payments in County
Polk (Texas)	7	<u>Claimant Type</u>	<u>Claims Paid</u>	<u>Amount Paid</u>	Payments in County  Resident
		Resident of County	2	\$81,700.00	
		Totals:	2	\$81,700.00	
Presidio (Texas)	2	<u>Claimant Type</u>	<u>Claims Paid</u>	<u>Amount Paid</u>	Payments in County  Resident
		Resident of County	2	\$3,900.00	
		Totals:	2	\$3,900.00	
Refugio (Texas)	3	<u>Claimant Type</u>	<u>Claims Paid</u>	<u>Amount Paid</u>	Payments in County  Resident
		Resident of County	1	\$26,900.00	
		Totals:	1	\$26,900.00	
Rockwall (Texas)	9	<u>Claimant Type</u>	<u>Claims Paid</u>	<u>Amount Paid</u>	Payments in County  Resident
		Resident of County	3	\$46,500.00	
		Totals:	3	\$46,500.00	
Sabine (Texas)	3	<u>Claimant Type</u>	<u>Claims Paid</u>	<u>Amount Paid</u>	Payments in County  Resident
		Resident of County	1	\$40,000.00	
		Totals:	1	\$40,000.00	






GCCF Program Statistics - Overall Summary

(as of November 27, 2010, 5:05 PM ET)

County (Texas)	Total Claims	Claimant Type	Claims Paid	Amount Paid	Payments in County
San Jacinto (Texas)	6	<u>Claimant Type</u>	<u>Claims Paid</u>	<u>Amount Paid</u>	Payments in County 
		Resident of County	3	\$48,900.00	
		Claim Loss in County	1	\$30,000.00	
		Totals:	4	\$78,900.00	
San Patricio (Texas)	76	<u>Claimant Type</u>	<u>Claims Paid</u>	<u>Amount Paid</u>	Payments in County 
		Resident of County	1	\$1,000.00	
		Resident and Loss in County	6	\$140,400.00	
		Totals:	7	\$141,400.00	
Smith (Texas)	9	<u>Claimant Type</u>	<u>Claims Paid</u>	<u>Amount Paid</u>	Payments in County 
		Resident of County	1	\$35,200.00	
		Totals:	1	\$35,200.00	
Tarrant (Texas)	256	<u>Claimant Type</u>	<u>Claims Paid</u>	<u>Amount Paid</u>	Payments in County 
		Resident of County	57	\$996,600.00	
		Resident and Loss in County	4	\$351,100.00	
		Claim Loss in County	8	\$484,200.00	
		Totals:	69	\$1,831,900.00	
Titus (Texas)	2	<u>Claimant Type</u>	<u>Claims Paid</u>	<u>Amount Paid</u>	Payments in County 
		Resident of County	1	\$1,000.00	
		Totals:	1	\$1,000.00	


GCCCF Program Statistics - Overall Summary

(as of November 27, 2010, 5:05 PM ET)

County (Texas)	Total Claims	Claimant Type	Claims Paid	Amount Paid	Payments in County
Travis (Texas)	114	<u>Claimant Type</u>	<u>Claims Paid</u>	<u>Amount Paid</u>	Payments in County  <ul style="list-style-type: none"> ■ Resident ■ Both
		Resident of County	17	\$178,000.00	
		Resident and Loss in County	1	\$15,000.00	
		Totals:	18	\$193,000.00	
Tyler (Texas)	4	<u>Claimant Type</u>	<u>Claims Paid</u>	<u>Amount Paid</u>	Payments in County  <ul style="list-style-type: none"> ■ Resident
		Resident of County	3	\$28,000.00	
		Totals:	3	\$28,000.00	
Unknown (Texas)	24	<u>Claimant Type</u>	<u>Claims Paid</u>	<u>Amount Paid</u>	Payments in County  <ul style="list-style-type: none"> ■ Resident
		Resident of County	2	\$86,000.00	
		Totals:	2	\$86,000.00	
Vermilion (Texas)	2	<u>Claimant Type</u>	<u>Claims Paid</u>	<u>Amount Paid</u>	Payments in County  <ul style="list-style-type: none"> ■ Loss
		Claim Loss in County	2	\$42,500.00	
		Totals:	2	\$42,500.00	
Victoria (Texas)	18	<u>Claimant Type</u>	<u>Claims Paid</u>	<u>Amount Paid</u>	Payments in County  <ul style="list-style-type: none"> ■ Resident ■ Loss
		Resident of County	3	\$44,700.00	
		Claim Loss in County	1	\$6,900.00	
		Totals:	4	\$51,600.00	

GCCF Program Statistics - Overall Summary

(as of November 27, 2010, 5:05 PM ET)

County	Total Claims	Claimant Type	Claims Paid	Amount Paid	Payments in County
Waller (Texas)	5				 ■ Resident
		Resident of County	1	\$24,500.00	
		Totals:	1	\$24,500.00	
Webb (Texas)	3				 ■ Resident
		Resident of County	1	\$23,800.00	
		Totals:	1	\$23,800.00	
Wichita (Texas)	5				 ■ Resident
		Resident of County	1	\$2,700.00	
		Totals:	1	\$2,700.00	
Williamson (Texas)	28				 ■ Resident
		Resident of County	7	\$71,500.00	
		Totals:	7	\$71,500.00	
Wise (Texas)	1				 ■ Resident
		Resident of County	1	\$7,600.00	
		Totals:	1	\$7,600.00	