

## GCCF Program Statistics - Overall Summary (as of November 26, 2010, 5:05 PM ET)

Claimant Status	No. of Claimants
<b>TOTAL GCCF Claimants to Date</b> <i>(Claimants may have one or more Claim Type)</i>	<b>450,176</b>
1. Claimants Paid and Approved for Payment	132,450
2. Claimants Requiring Additional Information or Documentation <i>(Claimants providing no documentation: 81,276)</i>	142,150
3. Claimants Referred to Government, Moratorium and Real Estate funds	19
4. Denied Claimants	79,854
5. Claimants Under Review (Emergency Advance Payment)	85,798
6. Claimants Under Review (for Final Claim only)	9,905

Claimants <i>(Claimants may have one or more Claim Type)</i>	No. of Claimants
1. Individual*	374,499
2. Business*	75,677
<i>*Individual v. Business classification is subject to change.</i>	
<i>Represented Claimants: 11,203</i>	
<b>Total to Date</b>	<b>450,176</b>

Claims by Emergency Or Final Payment	No. of Claims Paid or Approved for Payment	No. of Claims Paid	Amount Paid
1. Emergency Advance Payment (One Month)	11,523	11,486	\$ 103,288,675.88
2. Emergency Advance Payment (Six Months)	121,211	118,787	\$ 1,913,652,115.00
<b>Sub-Total to Date</b>	<b>132,734</b>	<b>130,273</b>	<b>\$ 2,016,940,790.88</b>

Separate Fund for Real Estate Brokers and Agents			\$ 41,500,000.00
<b>Total to Date</b>			<b>\$ 2,058,440,790.88</b>

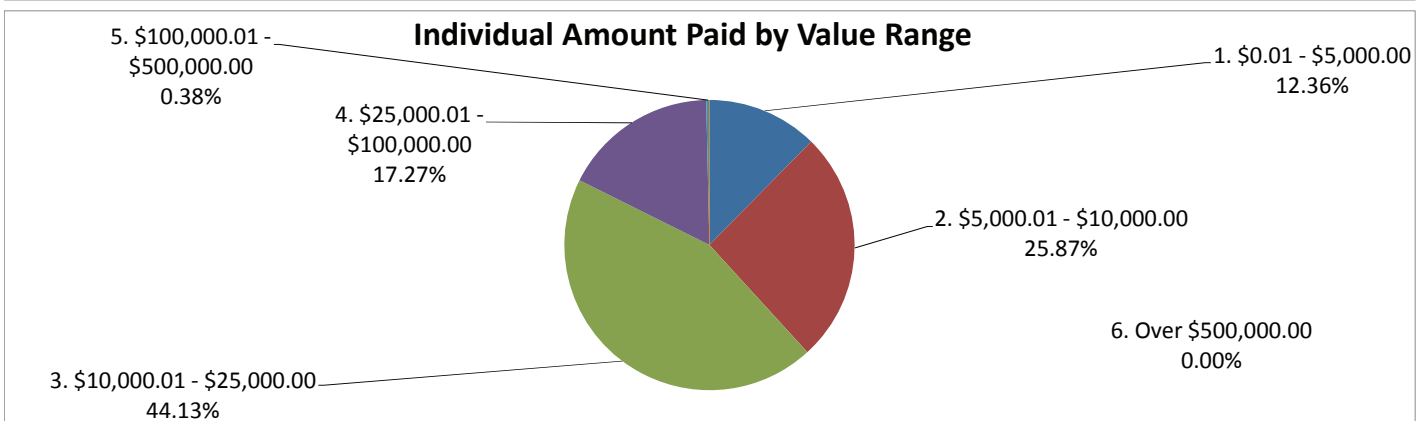
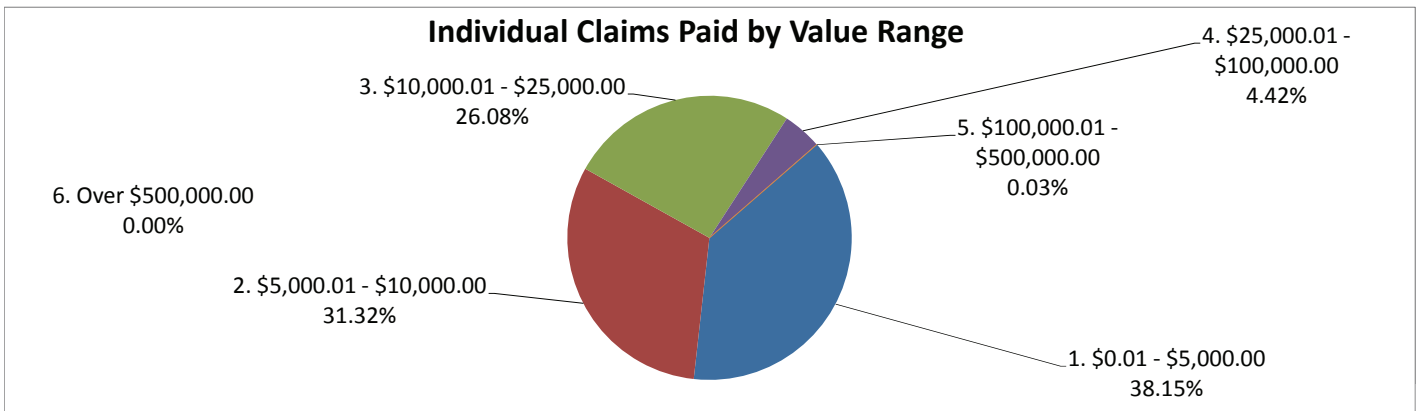
Claims by Category <i>(includes Individual and Business)</i>	No. of Claims Paid	Amount Paid
1. Removal and Clean Up Costs	0	\$ -
2. Real or Personal Property	96	\$ 755,463.38
3. Lost Earnings or Profits	130,154	\$ 2,016,157,991.00
4. Loss of Subsistence Use of Natural Resources	5	\$ 13,000.00
5. Physical Injury / Death	18	\$ 14,336.50
<b>Total to Date</b>	<b>130,273</b>	<b>\$ 2,016,940,790.88</b>

Claims by Type	No. of Claims Paid	No. of Claims Paid where Claimant Participated in BP Claims Process	No. of Claims Paid for new Claimants	Total Amount Paid
1. Individual	95,933	24,556	71,377	\$ 873,049,714.88
2. Business	34,340	22,946	11,394	\$ 1,143,891,076.00
<b>Total to Date</b>	<b>130,273</b>	<b>47,502</b>	<b>82,771</b>	<b>\$ 2,016,940,790.88</b>

**GCCF Program Statistics - Overall Summary**  
(as of November 26, 2010, 5:05 PM ET)

**Individual Claims by Amount**  
(Claimants may have more than one Claim Type)

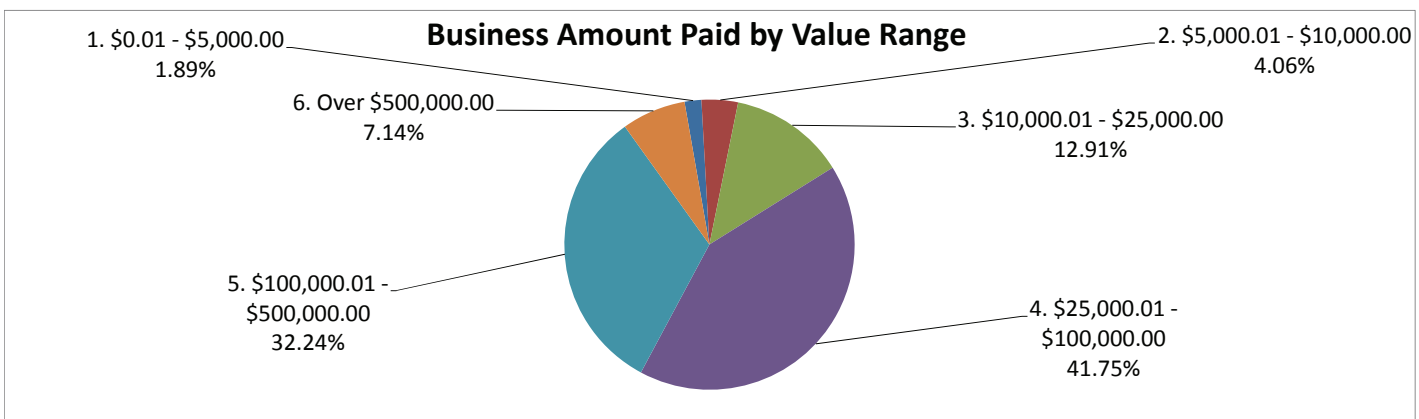
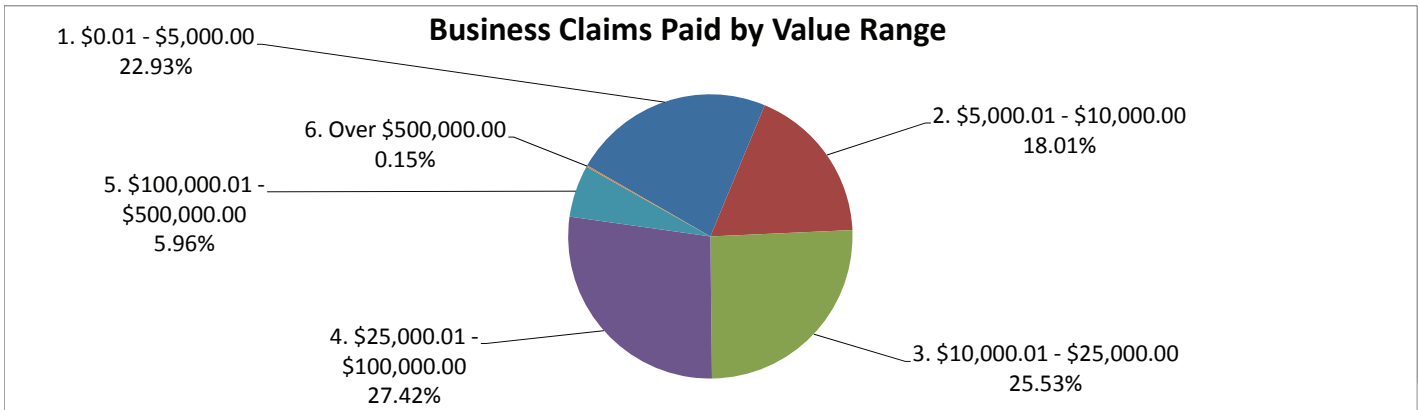
Claims by Amount	No. of Claims Paid	Amount Paid
1. \$0.01 - \$5,000.00	36,597	\$ 107,889,636.50
2. \$5,000.01 - \$10,000.00	30,047	\$ 225,832,500.00
3. \$10,000.01 - \$25,000.00	25,023	\$ 385,246,150.00
4. \$25,000.01 - \$100,000.00	4,240	\$ 150,752,328.38
5. \$100,000.01 - \$500,000.00	26	\$ 3,329,100.00
6. Over \$500,000.00	0	\$ -
<b>Total to Date</b>	<b>95,933</b>	<b>\$ 873,049,714.88</b>



**GCCF Program Statistics - Overall Summary**  
(as of November 26, 2010, 5:05 PM ET)

**Business Claims by Amount**  
(Claimants may have more than one Claim Type)

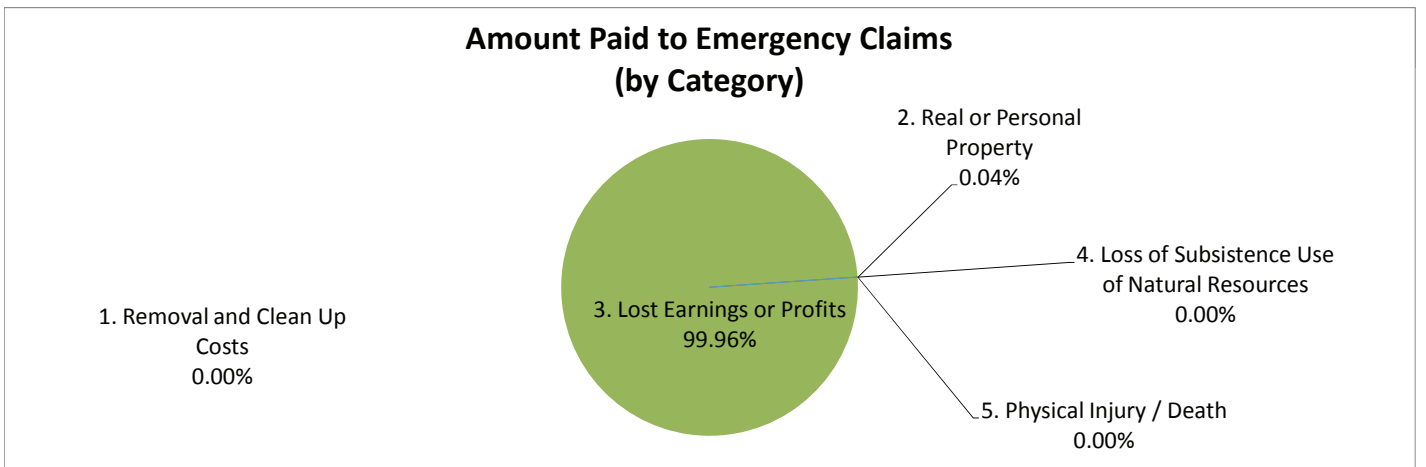
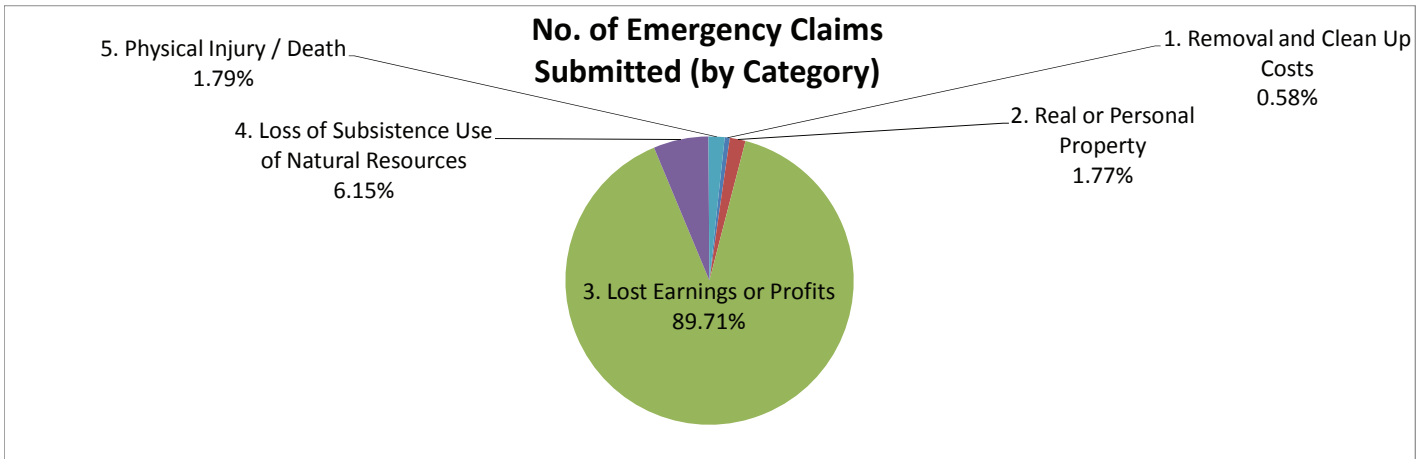
Claims by Amount	No. of Claims Paid	Amount Paid
1. \$0.01 - \$5,000.00	7,874	\$ 21,667,100.00
2. \$5,000.01 - \$10,000.00	6,184	\$ 46,454,000.00
3. \$10,000.01 - \$25,000.00	8,768	\$ 147,698,000.00
4. \$25,000.01 - \$100,000.00	9,416	\$ 477,603,400.00
5. \$100,000.01 - \$500,000.00	2,047	\$ 368,829,000.00
6. Over \$500,000.00	51	\$ 81,639,576.00
<b>Total to Date</b>	<b>34,340</b>	<b>\$ 1,143,891,076.00</b>



**GCCF Program Statistics - Overall Summary**  
(as of November 26, 2010, 5:05 PM ET)

**Emergency Advance Claim Counts by Category**  
(Claimants may have more than one Claim Type)

Claims for Emergency Advance Payment	Claims Submitted	No. of Claims Paid	Amount Paid
1. Removal and Clean Up Costs	2,822	0	\$ -
2. Real or Personal Property	8,541	96	\$ 755,463.38
3. Lost Earnings or Profits	432,990	130,154	\$ 2,016,157,991.00
4. Loss of Subsistence Use of Natural Resources	29,691	5	\$ 13,000.00
5. Physical Injury / Death	8,637	18	\$ 14,336.50
<b>Total to Date</b>	<b>482,681</b>	<b>130,273</b>	<b>\$ 2,016,940,790.88</b>




## GCCF Program Statistics - Overall Summary

(as of November 26, 2010, 5:05 PM ET)

### Final Payment Claim Counts by Category

*(Claimants may have more than one Claim Type)*

Claims Seeking Final Payment	Claims Submitted	No. of Claims Paid	Amount Paid
1. Removal and Clean Up Costs	521	0	\$ -
2. Real or Personal Property	2,029	0	\$ -
3. Lost Earnings or Profits	28,740	0	\$ -
4. Loss of Subsistence Use of Natural Resources	2,839	0	\$ -
5. Physical Injury / Death	705	0	\$ -
<b>Total to Date</b>	<b>34,834</b>	<b>0</b>	<b>\$ -</b>



### Amount Paid to Final Claims (by Category)

*No data to chart yet*

## GCCF Program Statistics - Overall Summary

(as of November 26, 2010, 5:05 PM ET)

### Claims by Category and Amount

*(Claimants may have more than one Claim Type)*

Claims by Category and Amount	No. of Claims Paid	Amount Paid
<b>1. Removal and Clean Up Costs</b>		
a. \$0.01 - \$5,000.00	0	\$ -
b. \$5,000.01 - \$10,000.00	0	\$ -
c. \$10,000.01 - \$25,000.00	0	\$ -
d. \$25,000.01 - \$100,000.00	0	\$ -
e. \$100,000.01 - \$500,000.00	0	\$ -
f. Over \$500,000.00	0	\$ -
<b>Sub-Total to Date</b>	<b>0</b>	<b>\$ -</b>
<b>2. Real or Personal Property</b>		
a. \$0.01 - \$5,000.00	62	\$ 125,000.00
b. \$5,000.01 - \$10,000.00	18	\$ 125,700.00
c. \$10,000.01 - \$25,000.00	10	\$ 164,200.00
d. \$25,000.01 - \$100,000.00	5	\$ 164,463.38
e. \$100,000.01 - \$500,000.00	1	\$ 176,100.00
f. Over \$500,000.00	0	\$ -
<b>Sub-Total to Date</b>	<b>96</b>	<b>\$ 755,463.38</b>
<b>3. Lost Earnings or Profits</b>		
a. \$0.01 - \$5,000.00	44,386	\$ 129,404,400.00
b. \$5,000.01 - \$10,000.00	36,213	\$ 272,160,800.00
c. \$10,000.01 - \$25,000.00	33,781	\$ 532,779,950.00
d. \$25,000.01 - \$100,000.00	13,651	\$ 628,191,265.00
e. \$100,000.01 - \$500,000.00	2,072	\$ 371,982,000.00
f. Over \$500,000.00	51	\$ 81,639,576.00
<b>Sub-Total to Date</b>	<b>130,154</b>	<b>\$ 2,016,157,991.00</b>

## GCCF Program Statistics - Overall Summary (as of November 26, 2010, 5:05 PM ET)

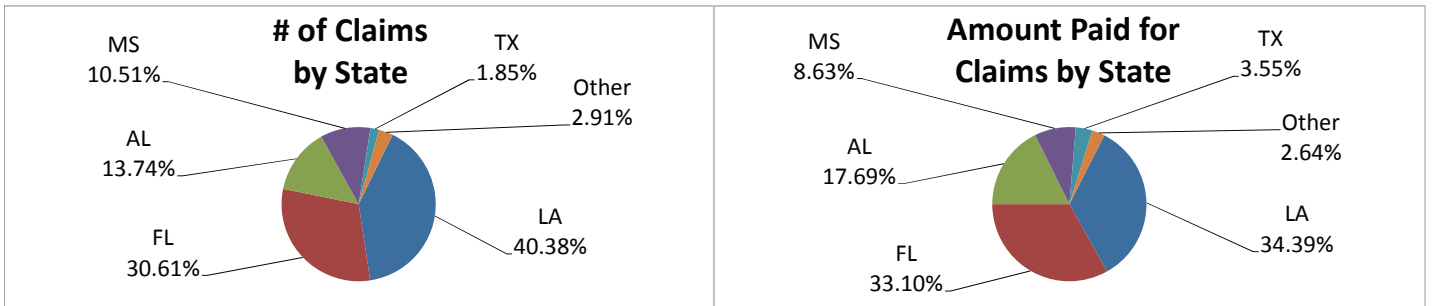
### Claims by Category and Amount (Claimants may have more than one Claim Type)

Claims by Category and Amount	No. of Claims Paid	Amount Paid
<b>4. Loss of Subsistence Use of Natural Resources</b>		
a. \$0.01 - \$5,000.00	5	\$ 13,000.00
b. \$5,000.01 - \$10,000.00	0	\$ -
c. \$10,000.01 - \$25,000.00	0	\$ -
d. \$25,000.01 - \$100,000.00	0	\$ -
e. \$100,000.01 - \$500,000.00	0	\$ -
f. Over \$500,000.00	0	\$ -
<b>Sub-Total to Date</b>	<b>5</b>	<b>\$ 13,000.00</b>
<b>5. Physical Injury / Death</b>		
a. \$0.01 - \$5,000.00	18	\$ 14,336.50
b. \$5,000.01 - \$10,000.00	0	\$ -
c. \$10,000.01 - \$25,000.00	0	\$ -
d. \$25,000.01 - \$100,000.00	0	\$ -
e. \$100,000.01 - \$500,000.00	0	\$ -
f. Over \$500,000.00	0	\$ -
<b>Sub-Total to Date</b>	<b>18</b>	<b>\$ 14,336.50</b>
<b>6. Other Claims</b>		
a. \$0.01 - \$5,000.00	0	\$ -
b. \$5,000.01 - \$10,000.00	0	\$ -
c. \$10,000.01 - \$25,000.00	0	\$ -
d. \$25,000.01 - \$100,000.00	0	\$ -
e. \$100,000.01 - \$500,000.00	0	\$ -
f. Over \$500,000.00	0	\$ -
<b>Sub-Total to Date</b>	<b>0</b>	<b>\$ -</b>
<b>Total to Date</b>	<b>130,273</b>	<b>\$ 2,016,940,790.88</b>

## GCCF Program Statistics - Overall Summary (as of November 26, 2010, 5:05 PM ET)

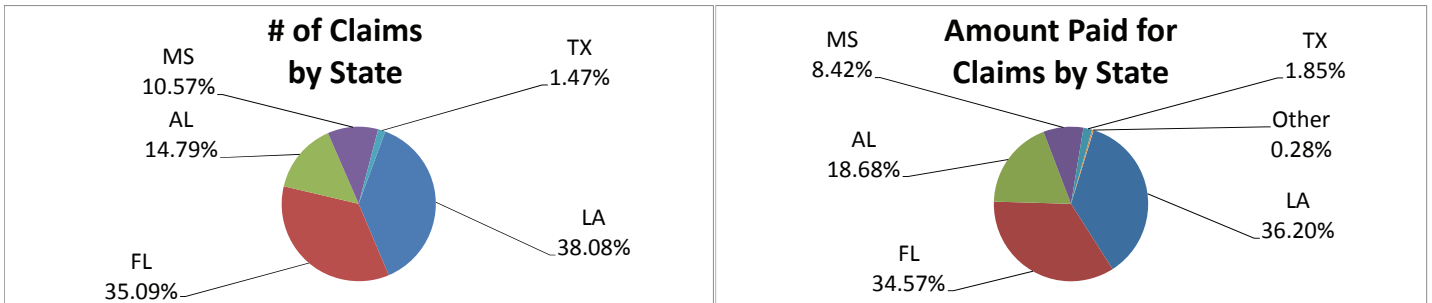
### Claims by State of Residence (Claimants may have more than one Claim Type)

Claim State of Residence	Claims Submitted	No. of Claims Paid	Amount Paid
Louisiana	208,976	45,909	\$ 693,660,850.00
Florida	158,434	45,166	\$ 667,707,876.00
Alabama	71,082	20,516	\$ 356,735,428.38
Mississippi	54,388	11,724	\$ 173,987,736.50
Texas	9,584	2,154	\$ 71,646,900.00
Others	15,051	4,804	\$ 53,202,000.00
<b>Total to Date</b>	<b>517,515</b>	<b>130,273</b>	<b>\$ 2,016,940,790.88</b>



### Claims by State of Loss (Claimants may have more than one Claim Type)

Claim State of Loss	Claims Submitted	No. of Claims Paid	Amount Paid
Louisiana	107,272	46,475	\$ 730,217,215.00
Florida	98,835	48,590	\$ 697,196,376.00
Alabama	41,667	22,142	\$ 376,710,200.00
Mississippi	29,765	11,298	\$ 169,823,600.00
Texas	4,133	1,473	\$ 37,302,400.00
Other State / Pending Location Verification		295	\$ 5,690,999.88
<b>Total to Date</b>		<b>130,273</b>	<b>\$ 2,016,940,790.88</b>

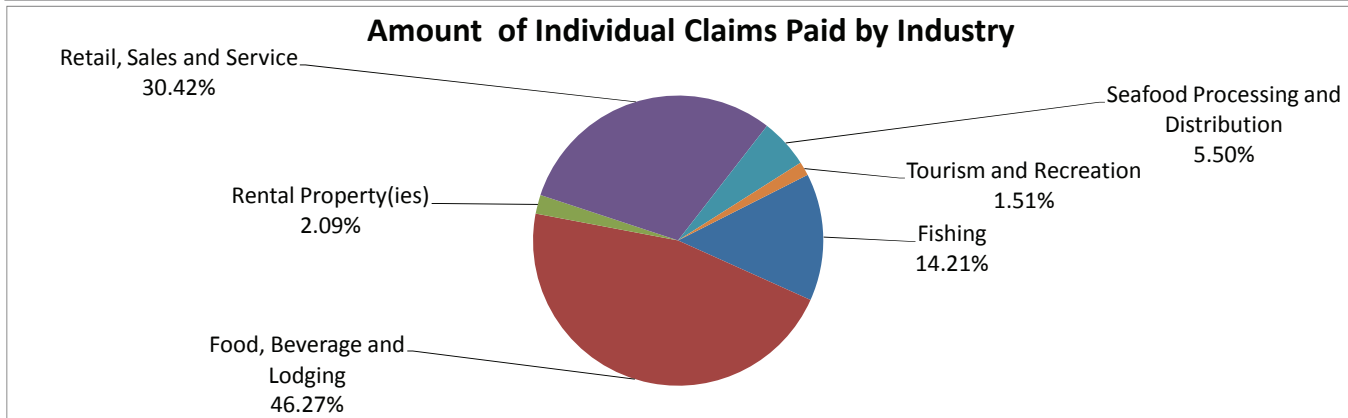
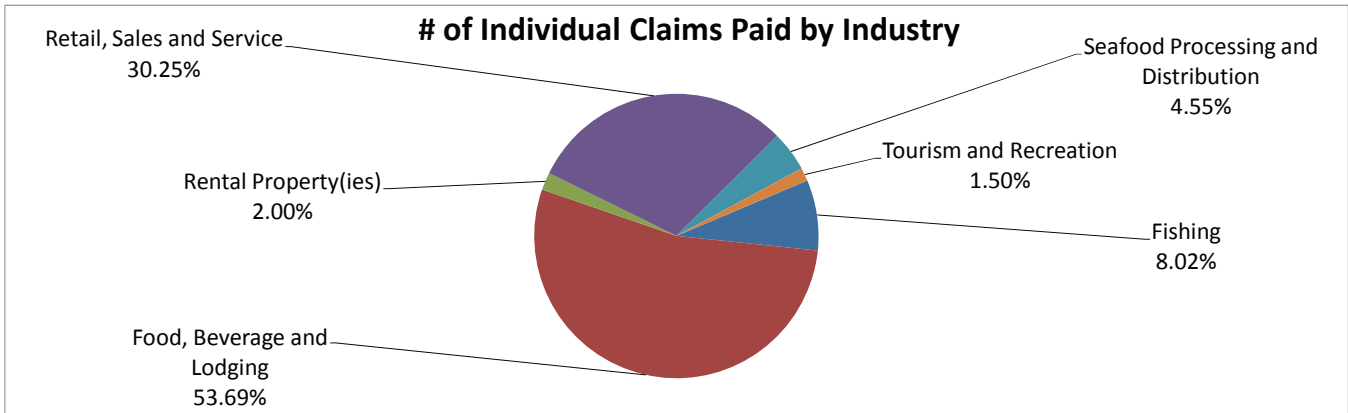




**GCCF Program Statistics - Overall Summary**  
 (as of November 26, 2010, 5:05 PM ET)

**Individual Lost Earnings or Profits Claims Paid by Industry**  
 (Claimants may have more than one Claim Type)

Claims by Amount	No. of Claims Paid	Amount Paid
Fishing	7,684	\$ 124,032,900.00
Food, Beverage and Lodging	51,456	\$ 403,778,800.00
Rental Property(ies)	1,914	\$ 18,259,300.00
Retail, Sales and Service	28,998	\$ 265,450,800.00
Seafood Processing and Distribution	4,360	\$ 48,004,815.00
Tourism and Recreation	1,434	\$ 13,219,200.00
<b>Total to Date</b>	<b>95,846</b>	<b>\$ 872,745,815.00</b>

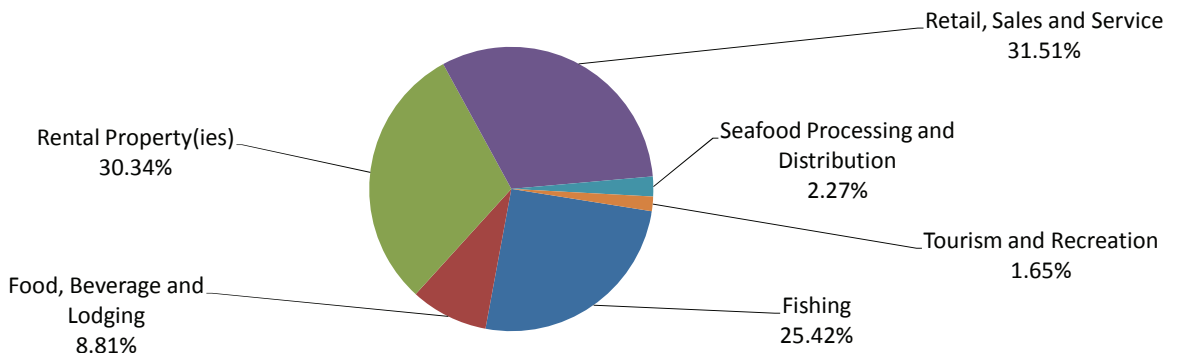


**GCCF Program Statistics - Overall Summary**  
 (as of November 26, 2010, 5:05 PM ET)

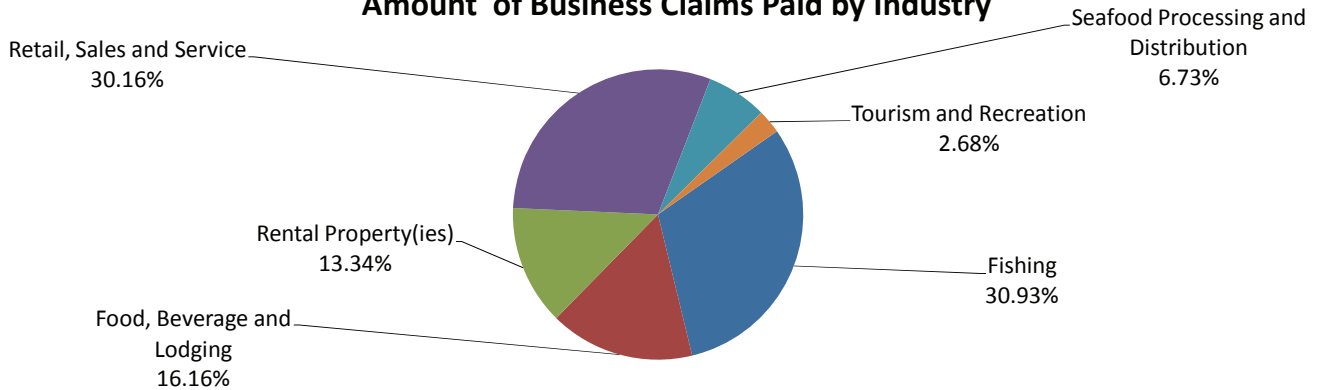
**Business Lost Earnings or Profits Claims Paid by Industry**  
 (Claimants may have more than one Claim Type)

Claims by Amount	No. of Claims Paid	Amount Paid
Fishing	8,721	\$ 353,700,000.00
Food, Beverage and Lodging	3,022	\$ 184,789,200.00
Rental Property(ies)	10,408	\$ 152,553,476.00
Retail, Sales and Service	10,810	\$ 344,810,300.00
Seafood Processing and Distribution	780	\$ 76,931,900.00
Tourism and Recreation	567	\$ 30,627,300.00
<b>Total to Date</b>	<b>34,308</b>	<b>\$ 1,143,412,176.00</b>


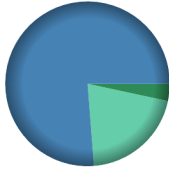
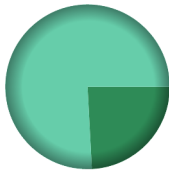


**# of Business Claims Paid by Industry**



**Amount of Business Claims Paid by Industry**


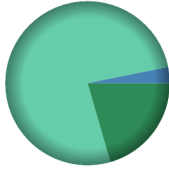





## GCCF Program Statistics - Overall Summary (as of November 26, 2010, 5:05 PM ET)



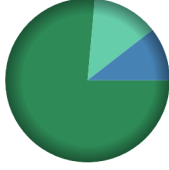


County Name	Residents	Claimant Type	Claims Paid	Amount Paid	Payments in County
<b>Autauga (Alabama)</b>	<b>54</b>	<u>Claimant Type</u>	<u>Claims Paid</u>	<u>Amount Paid</u>	<b>Payments in County</b>  <ul style="list-style-type: none"> <li>Resident</li> <li>Both</li> </ul>
		Resident of County	13	\$112,400.00	
		Resident and Loss in County	1	\$2,300.00	
		<b>Totals:</b>	<b>14</b>	<b>\$114,700.00</b>	
<b>Baldwin (Alabama)</b>	<b>26,344</b>	<u>Claimant Type</u>	<u>Claims Paid</u>	<u>Amount Paid</u>	<b>Payments in County</b>  <ul style="list-style-type: none"> <li>Resident</li> <li>Loss</li> <li>Both</li> </ul>
		Resident of County	561	\$8,564,963.38	
		Resident and Loss in County	9,412	\$193,540,900.00	
		Claim Loss in County	4,353	\$51,766,600.00	
<b>Totals:</b>	<b>14,326</b>	<b>\$253,872,463.38</b>			
<b>Barbour (Alabama)</b>	<b>21</b>	<u>Claimant Type</u>	<u>Claims Paid</u>	<u>Amount Paid</u>	<b>Payments in County</b>  <ul style="list-style-type: none"> <li>Resident</li> <li>Both</li> </ul>
		Resident of County	3	\$29,100.00	
		Resident and Loss in County	2	\$91,300.00	
		<b>Totals:</b>	<b>5</b>	<b>\$120,400.00</b>	
<b>Bibb (Alabama)</b>	<b>11</b>	<u>Claimant Type</u>	<u>Claims Paid</u>	<u>Amount Paid</u>	<b>Payments in County</b>  <ul style="list-style-type: none"> <li>Resident</li> </ul>
		Resident of County	6	\$26,700.00	
		<b>Totals:</b>	<b>6</b>	<b>\$26,700.00</b>	
<b>Blount (Alabama)</b>	<b>11</b>	<u>Claimant Type</u>	<u>Claims Paid</u>	<u>Amount Paid</u>	<b>Payments in County</b>  <ul style="list-style-type: none"> <li>Resident</li> </ul>
		Resident of County	3	\$14,200.00	
		<b>Totals:</b>	<b>3</b>	<b>\$14,200.00</b>	

## GCCF Program Statistics - Overall Summary

(as of November 26, 2010, 5:05 PM ET)

County (Alabama)	Total Claims	Claimant Type	Claims Paid	Amount Paid	Payments in County
<b>Bullock (Alabama)</b>	<b>7</b>	<u>Claimant Type</u>	<u>Claims Paid</u>	<u>Amount Paid</u>	<b>Payments in County</b>  <ul style="list-style-type: none"> <li>Resident</li> </ul>
		Resident of County	2	\$19,700.00	
		<b>Totals:</b>	<b>2</b>	<b>\$19,700.00</b>	
<b>Butler (Alabama)</b>	<b>39</b>	<u>Claimant Type</u>	<u>Claims Paid</u>	<u>Amount Paid</u>	<b>Payments in County</b>  <ul style="list-style-type: none"> <li>Resident</li> <li>Loss</li> <li>Both</li> </ul>
		Resident of County	4	\$34,800.00	
		Resident and Loss in County	1	\$5,400.00	
		Claim Loss in County	2	\$129,200.00	
<b>Totals:</b>	<b>7</b>	<b>\$169,400.00</b>			
<b>Calhoun (Alabama)</b>	<b>104</b>	<u>Claimant Type</u>	<u>Claims Paid</u>	<u>Amount Paid</u>	<b>Payments in County</b>  <ul style="list-style-type: none"> <li>Resident</li> </ul>
		Resident of County	23	\$230,700.00	
		<b>Totals:</b>	<b>23</b>	<b>\$230,700.00</b>	
<b>Chambers (Alabama)</b>	<b>10</b>	<u>Claimant Type</u>	<u>Claims Paid</u>	<u>Amount Paid</u>	<b>Payments in County</b>  <ul style="list-style-type: none"> <li>Resident</li> </ul>
		Resident of County	2	\$27,000.00	
		<b>Totals:</b>	<b>2</b>	<b>\$27,000.00</b>	
<b>Cherokee (Alabama)</b>	<b>12</b>	<u>Claimant Type</u>	<u>Claims Paid</u>	<u>Amount Paid</u>	<b>Payments in County</b>  <ul style="list-style-type: none"> <li>Resident</li> </ul>
		Resident of County	5	\$43,100.00	
		<b>Totals:</b>	<b>5</b>	<b>\$43,100.00</b>	

## GCCF Program Statistics - Overall Summary (as of November 26, 2010, 5:05 PM ET)

County (Alabama)	Total Claims	Claimant Type	Claims Paid	Amount Paid	Payments in County
<b>Chilton (Alabama)</b>	<b>23</b>	<u>Claimant Type</u>	<u>Claims Paid</u>	<u>Amount Paid</u>	<b>Payments in County</b>  <ul style="list-style-type: none"> <li><span style="color: green;">■</span> Resident</li> <li><span style="color: lightgreen;">■</span> Both</li> </ul>
		Resident of County	4	\$38,300.00	
		Resident and Loss in County	2	\$79,900.00	
		<b>Totals:</b>	<b>6</b>	<b>\$118,200.00</b>	
<b>Choctaw (Alabama)</b>	<b>37</b>	<u>Claimant Type</u>	<u>Claims Paid</u>	<u>Amount Paid</u>	<b>Payments in County</b>  <ul style="list-style-type: none"> <li><span style="color: green;">■</span> Resident</li> <li><span style="color: lightgreen;">■</span> Both</li> </ul>
		Resident of County	2	\$11,000.00	
		Resident and Loss in County	1	\$68,400.00	
		<b>Totals:</b>	<b>3</b>	<b>\$79,400.00</b>	
<b>Clarke (Alabama)</b>	<b>239</b>	<u>Claimant Type</u>	<u>Claims Paid</u>	<u>Amount Paid</u>	<b>Payments in County</b>  <ul style="list-style-type: none"> <li><span style="color: green;">■</span> Resident</li> <li><span style="color: lightgreen;">■</span> Loss</li> <li><span style="color: blue;">■</span> Both</li> </ul>
		Resident of County	30	\$293,500.00	
		Resident and Loss in County	4	\$40,400.00	
		Claim Loss in County	4	\$50,100.00	
<b>Totals:</b>	<b>38</b>	<b>\$384,000.00</b>			
<b>Clay (Alabama)</b>	<b>8</b>	<u>Claimant Type</u>	<u>Claims Paid</u>	<u>Amount Paid</u>	<b>Payments in County</b>  <ul style="list-style-type: none"> <li><span style="color: green;">■</span> Resident</li> </ul>
		Resident of County	4	\$55,200.00	
		<b>Totals:</b>	<b>4</b>	<b>\$55,200.00</b>	
<b>Cleburne (Alabama)</b>	<b>5</b>	<u>Claimant Type</u>	<u>Claims Paid</u>	<u>Amount Paid</u>	<b>Payments in County</b>  <ul style="list-style-type: none"> <li><span style="color: green;">■</span> Resident</li> </ul>
		Resident of County	1	\$3,000.00	
		<b>Totals:</b>	<b>1</b>	<b>\$3,000.00</b>	


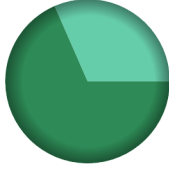


## GCCF Program Statistics - Overall Summary

(as of November 26, 2010, 5:05 PM ET)


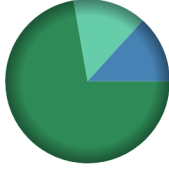



County (Alabama)	Total Claims	Claimant Type	Claims Paid	Amount Paid	Payments in County
Coffee	57				 <ul style="list-style-type: none"> <li>Resident</li> <li>Both</li> </ul>
		Resident of County	12	\$144,400.00	
		Resident and Loss in County	1	\$3,000.00	
		<b>Totals:</b>	<b>13</b>	<b>\$147,400.00</b>	
Colbert	43				 <ul style="list-style-type: none"> <li>Resident</li> </ul>
		Resident of County	25	\$248,100.00	
		<b>Totals:</b>	<b>25</b>	<b>\$248,100.00</b>	
Conecuh	32				 <ul style="list-style-type: none"> <li>Resident</li> </ul>
		Resident of County	5	\$51,700.00	
		<b>Totals:</b>	<b>5</b>	<b>\$51,700.00</b>	
Coosa	6				 <ul style="list-style-type: none"> <li>Resident</li> <li>Both</li> </ul>
		Resident of County	4	\$42,700.00	
		Resident and Loss in County	1	\$150,000.00	
		<b>Totals:</b>	<b>5</b>	<b>\$192,700.00</b>	
Covington	129				 <ul style="list-style-type: none"> <li>Resident</li> <li>Loss</li> <li>Both</li> </ul>
		Resident of County	31	\$595,800.00	
		Resident and Loss in County	3	\$97,800.00	
		Claim Loss in County	2	\$109,500.00	
		<b>Totals:</b>	<b>36</b>	<b>\$803,100.00</b>	

## GCCF Program Statistics - Overall Summary

(as of November 26, 2010, 5:05 PM ET)

County (Alabama)	Total Claims	Claimant Type	Claims Paid	Amount Paid	Payments in County
<b>Crenshaw (Alabama)</b>	<b>29</b>	<u>Claimant Type</u>	<u>Claims Paid</u>	<u>Amount Paid</u>	<b>Payments in County</b>  <ul style="list-style-type: none"> <li><span style="color: green;">■</span> Resident</li> <li><span style="color: lightgreen;">■</span> Loss</li> <li><span style="color: blue;">■</span> Both</li> </ul>
		Resident of County	1	\$2,100.00	
		Resident and Loss in County	1	\$1,500.00	
		Claim Loss in County	1	\$4,000.00	
<b>Totals:</b>	<b>3</b>	<b>\$7,600.00</b>			
<b>Cullman (Alabama)</b>	<b>61</b>	<u>Claimant Type</u>	<u>Claims Paid</u>	<u>Amount Paid</u>	<b>Payments in County</b>  <ul style="list-style-type: none"> <li><span style="color: green;">■</span> Resident</li> </ul>
		Resident of County	37	\$354,400.00	
		<b>Totals:</b>	<b>37</b>	<b>\$354,400.00</b>	
<b>Dale (Alabama)</b>	<b>52</b>	<u>Claimant Type</u>	<u>Claims Paid</u>	<u>Amount Paid</u>	<b>Payments in County</b>  <ul style="list-style-type: none"> <li><span style="color: green;">■</span> Resident</li> <li><span style="color: lightgreen;">■</span> Both</li> </ul>
		Resident of County	10	\$81,600.00	
		Resident and Loss in County	1	\$37,600.00	
		<b>Totals:</b>	<b>11</b>	<b>\$119,200.00</b>	
<b>Dallas (Alabama)</b>	<b>59</b>	<u>Claimant Type</u>	<u>Claims Paid</u>	<u>Amount Paid</u>	<b>Payments in County</b>  <ul style="list-style-type: none"> <li><span style="color: green;">■</span> Resident</li> <li><span style="color: lightgreen;">■</span> Both</li> </ul>
		Resident of County	10	\$108,600.00	
		Resident and Loss in County	1	\$15,000.00	
		<b>Totals:</b>	<b>11</b>	<b>\$123,600.00</b>	
<b>Dekalb (Alabama)</b>	<b>23</b>	<u>Claimant Type</u>	<u>Claims Paid</u>	<u>Amount Paid</u>	<b>Payments in County</b>  <ul style="list-style-type: none"> <li><span style="color: green;">■</span> Resident</li> <li><span style="color: lightgreen;">■</span> Loss</li> </ul>
		Resident of County	14	\$144,100.00	
		Claim Loss in County	1	\$10,800.00	
		<b>Totals:</b>	<b>15</b>	<b>\$154,900.00</b>	

## GCCF Program Statistics - Overall Summary (as of November 26, 2010, 5:05 PM ET)

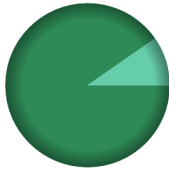




County (Alabama)	Total Claims	Claimant Type	Claims Paid	Amount Paid	Payments in County
<b>Elmore (Alabama)</b>	<b>68</b>	<u>Claimant Type</u>	<u>Claims Paid</u>	<u>Amount Paid</u>	<b>Payments in County</b>  <ul style="list-style-type: none"> <li>Resident</li> <li>Both</li> </ul>
		Resident of County	22	\$235,300.00	
		Resident and Loss in County	1	\$19,200.00	
		<b>Totals:</b>	<b>23</b>	<b>\$254,500.00</b>	
<b>Escambia (Alabama)</b>	<b>379</b>	<u>Claimant Type</u>	<u>Claims Paid</u>	<u>Amount Paid</u>	<b>Payments in County</b>  <ul style="list-style-type: none"> <li>Resident</li> <li>Loss</li> <li>Both</li> </ul>
		Resident of County	57	\$752,600.00	
		Resident and Loss in County	14	\$138,200.00	
		Claim Loss in County	9	\$150,500.00	
<b>Totals:</b>	<b>80</b>	<b>\$1,041,300.00</b>			
<b>Etowah (Alabama)</b>	<b>79</b>	<u>Claimant Type</u>	<u>Claims Paid</u>	<u>Amount Paid</u>	<b>Payments in County</b>  <ul style="list-style-type: none"> <li>Resident</li> </ul>
		Resident of County	33	\$486,200.00	
		<b>Totals:</b>	<b>33</b>	<b>\$486,200.00</b>	
<b>Fayette (Alabama)</b>	<b>16</b>	<u>Claimant Type</u>	<u>Claims Paid</u>	<u>Amount Paid</u>	<b>Payments in County</b>  <ul style="list-style-type: none"> <li>Resident</li> </ul>
		Resident of County	12	\$76,100.00	
		<b>Totals:</b>	<b>12</b>	<b>\$76,100.00</b>	
<b>Franklin (Alabama)</b>	<b>11</b>	<u>Claimant Type</u>	<u>Claims Paid</u>	<u>Amount Paid</u>	<b>Payments in County</b>  <ul style="list-style-type: none"> <li>Resident</li> </ul>
		Resident of County	7	\$65,900.00	
		<b>Totals:</b>	<b>7</b>	<b>\$65,900.00</b>	



## GCCF Program Statistics - Overall Summary (as of November 26, 2010, 5:05 PM ET)

County (Alabama)	Total	Claimant Type	Claims Paid	Amount Paid	Payments in County
Geneva (Alabama)	80	<u>Claimant Type</u>	<u>Claims Paid</u>	<u>Amount Paid</u>	Payments in County  <ul style="list-style-type: none"> <li>Resident</li> </ul>
		Resident of County	17	\$150,800.00	
		<b>Totals:</b>	<b>17</b>	<b>\$150,800.00</b>	
Greene (Alabama)	6	<u>Claimant Type</u>	<u>Claims Paid</u>	<u>Amount Paid</u>	Payments in County  <ul style="list-style-type: none"> <li>Resident</li> </ul>
		Resident of County	5	\$30,900.00	
		<b>Totals:</b>	<b>5</b>	<b>\$30,900.00</b>	
Hale (Alabama)	17	<u>Claimant Type</u>	<u>Claims Paid</u>	<u>Amount Paid</u>	Payments in County  <ul style="list-style-type: none"> <li>Resident</li> <li>Both</li> </ul>
		Resident of County	8	\$147,900.00	
		Resident and Loss in County	1	\$100,000.00	
<b>Totals:</b>	<b>9</b>	<b>\$247,900.00</b>			
Henry (Alabama)	18	<u>Claimant Type</u>	<u>Claims Paid</u>	<u>Amount Paid</u>	Payments in County  <ul style="list-style-type: none"> <li>Resident</li> </ul>
		Resident of County	3	\$15,600.00	
		<b>Totals:</b>	<b>3</b>	<b>\$15,600.00</b>	
Houston (Alabama)	207	<u>Claimant Type</u>	<u>Claims Paid</u>	<u>Amount Paid</u>	Payments in County  <ul style="list-style-type: none"> <li>Resident</li> <li>Loss</li> <li>Both</li> </ul>
		Resident of County	37	\$259,100.00	
		Resident and Loss in County	3	\$205,900.00	
		Claim Loss in County	1	\$6,000.00	
<b>Totals:</b>	<b>41</b>	<b>\$471,000.00</b>			

## GCCF Program Statistics - Overall Summary (as of November 26, 2010, 5:05 PM ET)


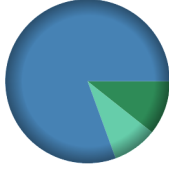

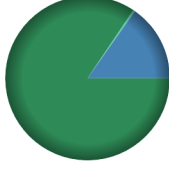
County (Alabama)	Total Claims	Claimant Type	Claims Paid	Amount Paid	Payments in County
<b>Jackson (Alabama)</b>	<b>22</b>	<u>Claimant Type</u>	<u>Claims Paid</u>	<u>Amount Paid</u>	<b>Payments in County</b>  <ul style="list-style-type: none"> <li><span style="color: green;">■</span> Resident</li> <li><span style="color: lightgreen;">■</span> Loss</li> </ul>
		Resident of County	11	\$135,400.00	
		Claim Loss in County	1	\$14,500.00	
		<b>Totals:</b>	<b>12</b>	<b>\$149,900.00</b>	
<b>Jefferson (Alabama)</b>	<b>815</b>	<u>Claimant Type</u>	<u>Claims Paid</u>	<u>Amount Paid</u>	<b>Payments in County</b>  <ul style="list-style-type: none"> <li><span style="color: green;">■</span> Resident</li> <li><span style="color: lightgreen;">■</span> Loss</li> <li><span style="color: blue;">■</span> Both</li> </ul>
		Resident of County	353	\$4,056,000.00	
		Resident and Loss in County	7	\$110,000.00	
		Claim Loss in County	4	\$59,700.00	
<b>Totals:</b>	<b>364</b>	<b>\$4,225,700.00</b>			
<b>Lamar (Alabama)</b>	<b>1</b>	<u>Claimant Type</u>	<u>Claims Paid</u>	<u>Amount Paid</u>	<b>Payments in County</b>  <ul style="list-style-type: none"> <li><span style="color: green;">■</span> Resident</li> </ul>
		Resident of County	1	\$1,000.00	
<b>Totals:</b>	<b>1</b>	<b>\$1,000.00</b>			
<b>Lauderdale (Alabama)</b>	<b>50</b>	<u>Claimant Type</u>	<u>Claims Paid</u>	<u>Amount Paid</u>	<b>Payments in County</b>  <ul style="list-style-type: none"> <li><span style="color: green;">■</span> Resident</li> </ul>
		Resident of County	21	\$193,100.00	
<b>Totals:</b>	<b>21</b>	<b>\$193,100.00</b>			
<b>Lawrence (Alabama)</b>	<b>7</b>	<u>Claimant Type</u>	<u>Claims Paid</u>	<u>Amount Paid</u>	<b>Payments in County</b>  <ul style="list-style-type: none"> <li><span style="color: green;">■</span> Resident</li> <li><span style="color: lightgreen;">■</span> Loss</li> </ul>
		Resident of County	2	\$21,200.00	
		Claim Loss in County	1	\$1,400.00	
		<b>Totals:</b>	<b>3</b>	<b>\$22,600.00</b>	

## GCCF Program Statistics - Overall Summary

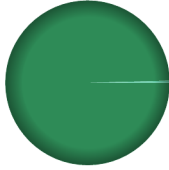




(as of November 26, 2010, 5:05 PM ET)

County (Alabama)	Total Claims	Claimant Type	Claims Paid	Amount Paid	Payments in County
Lee (Alabama)	126	<u>Claimant Type</u>	<u>Claims Paid</u>	<u>Amount Paid</u>	Payments in County  <ul style="list-style-type: none"> <li>Resident</li> </ul>
		Resident of County	43	\$398,800.00	
		<b>Totals:</b>	<b>43</b>	<b>\$398,800.00</b>	
Limestone (Alabama)	48	<u>Claimant Type</u>	<u>Claims Paid</u>	<u>Amount Paid</u>	Payments in County  <ul style="list-style-type: none"> <li>Resident</li> </ul>
		Resident of County	30	\$439,200.00	
		<b>Totals:</b>	<b>30</b>	<b>\$439,200.00</b>	
Macon (Alabama)	7	<u>Claimant Type</u>	<u>Claims Paid</u>	<u>Amount Paid</u>	Payments in County  <ul style="list-style-type: none"> <li>Resident</li> </ul>
		Resident of County	2	\$7,500.00	
		<b>Totals:</b>	<b>2</b>	<b>\$7,500.00</b>	
Madison (Alabama)	316	<u>Claimant Type</u>	<u>Claims Paid</u>	<u>Amount Paid</u>	Payments in County  <ul style="list-style-type: none"> <li>Resident</li> <li>Loss</li> <li>Both</li> </ul>
		Resident of County	148	\$1,692,500.00	
		Resident and Loss in County	6	\$60,300.00	
		Claim Loss in County	2	\$6,100.00	
		<b>Totals:</b>	<b>156</b>	<b>\$1,758,900.00</b>	
Marengo (Alabama)	31	<u>Claimant Type</u>	<u>Claims Paid</u>	<u>Amount Paid</u>	Payments in County  <ul style="list-style-type: none"> <li>Resident</li> </ul>
		Resident of County	12	\$87,200.00	
		<b>Totals:</b>	<b>12</b>	<b>\$87,200.00</b>	






## GCCF Program Statistics - Overall Summary (as of November 26, 2010, 5:05 PM ET)

County (Alabama)	Total Claims	Claimant Type	Claims Paid	Amount Paid	Payments in County
<b>Marion (Alabama)</b>	<b>8</b>	<u>Claimant Type</u>	<u>Claims Paid</u>	<u>Amount Paid</u>	<b>Payments in County</b>  <ul style="list-style-type: none"> <li>Resident</li> </ul>
		Resident of County	1	\$1,200.00	
		<b>Totals:</b>	<b>1</b>	<b>\$1,200.00</b>	
		<b>Marshall (Alabama)</b>	<b>60</b>	<u>Claimant Type</u>	
Resident of County	30			\$393,900.00	
Resident and Loss in County	1			\$37,200.00	
<b>Totals:</b>	<b>31</b>			<b>\$431,100.00</b>	
<b>Mobile (Alabama)</b>	<b>36,316</b>	<u>Claimant Type</u>	<u>Claims Paid</u>	<u>Amount Paid</u>	<b>Payments in County</b>  <ul style="list-style-type: none"> <li>Resident</li> <li>Loss</li> <li>Both</li> </ul>
		Resident of County	1,164	\$15,367,465.00	
		Resident and Loss in County	7,520	\$115,879,700.00	
		Claim Loss in County	730	\$12,615,500.00	
<b>Totals:</b>	<b>9,414</b>	<b>\$143,862,665.00</b>			
<b>Monroe (Alabama)</b>	<b>127</b>	<u>Claimant Type</u>	<u>Claims Paid</u>	<u>Amount Paid</u>	<b>Payments in County</b>  <ul style="list-style-type: none"> <li>Resident</li> <li>Both</li> </ul>
		Resident of County	39	\$625,000.00	
		Resident and Loss in County	11	\$145,400.00	
		<b>Totals:</b>	<b>50</b>	<b>\$770,400.00</b>	
<b>Montgomery (Alabama)</b>	<b>342</b>	<u>Claimant Type</u>	<u>Claims Paid</u>	<u>Amount Paid</u>	<b>Payments in County</b>  <ul style="list-style-type: none"> <li>Resident</li> <li>Loss</li> <li>Both</li> </ul>
		Resident of County	109	\$1,984,500.00	
		Resident and Loss in County	9	\$358,100.00	
		Claim Loss in County	2	\$8,600.00	
<b>Totals:</b>	<b>120</b>	<b>\$2,351,200.00</b>			

## GCCF Program Statistics - Overall Summary (as of November 26, 2010, 5:05 PM ET)


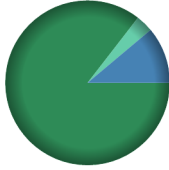

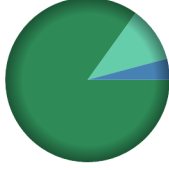
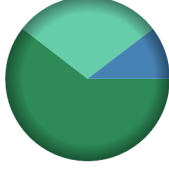
<b>Morgan (Alabama)</b>	<b>96</b>	<u>Claimant Type</u>	<u>Claims Paid</u>	<u>Amount Paid</u>	<b>Payments in County</b>  Resident Both
		Resident of County	54	\$578,300.00	
		Resident and Loss in County	1	\$2,400.00	
		<b>Totals:</b>	<b>55</b>	<b>\$580,700.00</b>	
<b>Perry (Alabama)</b>	<b>4</b>	<u>Claimant Type</u>	<u>Claims Paid</u>	<u>Amount Paid</u>	<b>Payments in County</b>  Loss
		Claim Loss in County	1	\$35,000.00	
		<b>Totals:</b>	<b>1</b>	<b>\$35,000.00</b>	
<b>Pickens (Alabama)</b>	<b>12</b>	<u>Claimant Type</u>	<u>Claims Paid</u>	<u>Amount Paid</u>	<b>Payments in County</b>  Resident
		Resident of County	4	\$58,700.00	
		<b>Totals:</b>	<b>4</b>	<b>\$58,700.00</b>	
<b>Pike (Alabama)</b>	<b>45</b>	<u>Claimant Type</u>	<u>Claims Paid</u>	<u>Amount Paid</u>	<b>Payments in County</b>  Resident
		Resident of County	8	\$53,000.00	
		<b>Totals:</b>	<b>8</b>	<b>\$53,000.00</b>	
<b>Randolph (Alabama)</b>	<b>7</b>	<u>Claimant Type</u>	<u>Claims Paid</u>	<u>Amount Paid</u>	<b>Payments in County</b>  Resident
		Resident of County	4	\$50,300.00	
		<b>Totals:</b>	<b>4</b>	<b>\$50,300.00</b>	

## GCCF Program Statistics - Overall Summary (as of November 26, 2010, 5:05 PM ET)

County (Alabama)	Total Claims	Claimant Type	Claims Paid	Amount Paid	Payments in County
<b>Russell (Alabama)</b>	<b>28</b>	<u>Claimant Type</u>	<u>Claims Paid</u>	<u>Amount Paid</u>	<b>Payments in County</b>  Resident
		Resident of County	5	\$43,600.00	
		<b>Totals:</b>	<b>5</b>	<b>\$43,600.00</b>	
<b>Shelby (Alabama)</b>	<b>297</b>	<u>Claimant Type</u>	<u>Claims Paid</u>	<u>Amount Paid</u>	<b>Payments in County</b>  Resident Loss Both
		Resident of County	146	\$1,604,100.00	
		Resident and Loss in County	2	\$23,500.00	
		Claim Loss in County	1	\$28,800.00	
		<b>Totals:</b>	<b>149</b>	<b>\$1,656,400.00</b>	
<b>St. Clair (Alabama)</b>	<b>47</b>	<u>Claimant Type</u>	<u>Claims Paid</u>	<u>Amount Paid</u>	<b>Payments in County</b>  Resident Both
		Resident of County	25	\$337,400.00	
		Resident and Loss in County	1	\$32,700.00	
		<b>Totals:</b>	<b>26</b>	<b>\$370,100.00</b>	
<b>Sumter (Alabama)</b>	<b>10</b>	<u>Claimant Type</u>	<u>Claims Paid</u>	<u>Amount Paid</u>	<b>Payments in County</b>  Resident
		Resident of County	1	\$46,200.00	
		<b>Totals:</b>	<b>1</b>	<b>\$46,200.00</b>	
<b>Talladega (Alabama)</b>	<b>65</b>	<u>Claimant Type</u>	<u>Claims Paid</u>	<u>Amount Paid</u>	<b>Payments in County</b>  Resident
		Resident of County	25	\$152,000.00	
		<b>Totals:</b>	<b>25</b>	<b>\$152,000.00</b>	

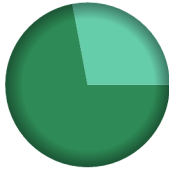

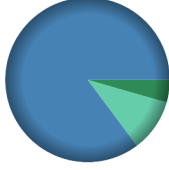
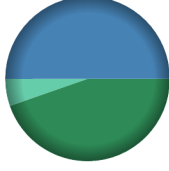
## GCCF Program Statistics - Overall Summary

(as of November 26, 2010, 5:05 PM ET)

County (Alabama)	Total Claims	Claimant Type	Claims Paid	Amount Paid	Payments in County
Tallapoosa (Alabama)	34	<u>Claimant Type</u>	<u>Claims Paid</u>	<u>Amount Paid</u>	Payments in County  <ul style="list-style-type: none"> <li>Resident</li> </ul>
		Resident of County	10	\$68,900.00	
		<b>Totals:</b>	<b>10</b>	<b>\$68,900.00</b>	
Tuscaloosa (Alabama)	288	<u>Claimant Type</u>	<u>Claims Paid</u>	<u>Amount Paid</u>	Payments in County  <ul style="list-style-type: none"> <li>Resident</li> <li>Loss</li> <li>Both</li> </ul>
		Resident of County	136	\$1,235,500.00	
		Resident and Loss in County	4	\$160,600.00	
		Claim Loss in County	2	\$49,000.00	
<b>Totals:</b>	<b>142</b>	<b>\$1,445,100.00</b>			
Unknown (Alabama)	138	<u>Claimant Type</u>	<u>Claims Paid</u>	<u>Amount Paid</u>	Payments in County  <ul style="list-style-type: none"> <li>Resident</li> </ul>
		Resident of County	45	\$1,264,800.00	
		<b>Totals:</b>	<b>45</b>	<b>\$1,264,800.00</b>	
Walker (Alabama)	40	<u>Claimant Type</u>	<u>Claims Paid</u>	<u>Amount Paid</u>	Payments in County  <ul style="list-style-type: none"> <li>Resident</li> <li>Loss</li> <li>Both</li> </ul>
		Resident of County	18	\$217,700.00	
		Resident and Loss in County	1	\$10,600.00	
		Claim Loss in County	2	\$28,000.00	
<b>Totals:</b>	<b>21</b>	<b>\$256,300.00</b>			
Washington (Alabama)	282	<u>Claimant Type</u>	<u>Claims Paid</u>	<u>Amount Paid</u>	Payments in County  <ul style="list-style-type: none"> <li>Resident</li> <li>Loss</li> <li>Both</li> </ul>
		Resident of County	21	\$233,300.00	
		Resident and Loss in County	2	\$40,000.00	
		Claim Loss in County	5	\$112,600.00	
<b>Totals:</b>	<b>28</b>	<b>\$385,900.00</b>			

## GCCF Program Statistics - Overall Summary

(as of November 26, 2010, 5:05 PM ET)

County	Total Claims	Claimant Type	Claims Paid	Amount Paid	Payments in County
<b>Wilcox (Alabama)</b>	<b>74</b>	<u>Claimant Type</u>	<u>Claims Paid</u>	<u>Amount Paid</u>	<b>Payments in County</b>  <ul style="list-style-type: none"> <li><span style="color: green;">■</span> Resident</li> <li><span style="color: lightgreen;">■</span> Both</li> </ul>
		Resident of County	11	\$172,600.00	
		Resident and Loss in County	3	\$67,000.00	
		<b>Totals:</b>	<b>14</b>	<b>\$239,600.00</b>	
<b>Winston (Alabama)</b>	<b>15</b>	<u>Claimant Type</u>	<u>Claims Paid</u>	<u>Amount Paid</u>	<b>Payments in County</b>  <ul style="list-style-type: none"> <li><span style="color: green;">■</span> Resident</li> </ul>
		Resident of County	6	\$193,200.00	
		<b>Totals:</b>	<b>6</b>	<b>\$193,200.00</b>	
		<b>Aachua (Florida)</b>	<b>116</b>	<u>Claimant Type</u>	
Resident of County	23			\$173,500.00	
Resident and Loss in County	5			\$145,600.00	
Claim Loss in County	1			\$12,000.00	
<b>Totals:</b>	<b>29</b>	<b>\$331,100.00</b>			
<b>Bay (Florida)</b>	<b>34,681</b>	<u>Claimant Type</u>	<u>Claims Paid</u>	<u>Amount Paid</u>	<b>Payments in County</b>  <ul style="list-style-type: none"> <li><span style="color: green;">■</span> Resident</li> <li><span style="color: lightgreen;">■</span> Loss</li> <li><span style="color: blue;">■</span> Both</li> </ul>
		Resident of County	649	\$7,585,000.00	
		Resident and Loss in County	11,069	\$145,338,776.00	
		Claim Loss in County	1,808	\$17,606,300.00	
<b>Totals:</b>	<b>13,526</b>	<b>\$170,530,076.00</b>			
<b>Brevard (Florida)</b>	<b>196</b>	<u>Claimant Type</u>	<u>Claims Paid</u>	<u>Amount Paid</u>	<b>Payments in County</b>  <ul style="list-style-type: none"> <li><span style="color: green;">■</span> Resident</li> <li><span style="color: lightgreen;">■</span> Loss</li> <li><span style="color: blue;">■</span> Both</li> </ul>
		Resident of County	13	\$254,100.00	
		Resident and Loss in County	8	\$284,600.00	
		Claim Loss in County	2	\$30,300.00	
<b>Totals:</b>	<b>23</b>	<b>\$569,000.00</b>			



## GCCF Program Statistics - Overall Summary (as of November 26, 2010, 5:05 PM ET)

County (Florida)	Total Claims	Claimant Type	Claims Paid	Amount Paid	Payments in County
<b>Broward (Florida)</b>	<b>1,174</b>	<u>Claimant Type</u>	<u>Claims Paid</u>	<u>Amount Paid</u>	<ul style="list-style-type: none"> <li><span style="color: green;">■</span> Resident</li> <li><span style="color: lightgreen;">■</span> Loss</li> <li><span style="color: blue;">■</span> Both</li> </ul>
		Resident of County	28	\$970,200.00	
		Resident and Loss in County	9	\$1,522,300.00	
		Claim Loss in County	13	\$298,900.00	
		<b>Totals:</b>	<b>50</b>	<b>\$2,791,400.00</b>	
<b>Calhoun (Florida)</b>	<b>196</b>	<u>Claimant Type</u>	<u>Claims Paid</u>	<u>Amount Paid</u>	<ul style="list-style-type: none"> <li><span style="color: green;">■</span> Resident</li> <li><span style="color: lightgreen;">■</span> Loss</li> <li><span style="color: blue;">■</span> Both</li> </ul>
		Resident of County	27	\$294,500.00	
		Resident and Loss in County	1	\$6,000.00	
		Claim Loss in County	1	\$4,200.00	
		<b>Totals:</b>	<b>29</b>	<b>\$304,700.00</b>	
<b>Charlotte (Florida)</b>	<b>319</b>	<u>Claimant Type</u>	<u>Claims Paid</u>	<u>Amount Paid</u>	<ul style="list-style-type: none"> <li><span style="color: green;">■</span> Resident</li> <li><span style="color: lightgreen;">■</span> Loss</li> <li><span style="color: blue;">■</span> Both</li> </ul>
		Resident of County	8	\$114,400.00	
		Resident and Loss in County	36	\$1,207,000.00	
		Claim Loss in County	11	\$96,600.00	
		<b>Totals:</b>	<b>55</b>	<b>\$1,418,000.00</b>	
<b>Citrus (Florida)</b>	<b>269</b>	<u>Claimant Type</u>	<u>Claims Paid</u>	<u>Amount Paid</u>	<ul style="list-style-type: none"> <li><span style="color: green;">■</span> Resident</li> <li><span style="color: lightgreen;">■</span> Loss</li> <li><span style="color: blue;">■</span> Both</li> </ul>
		Resident of County	25	\$449,900.00	
		Resident and Loss in County	89	\$1,456,900.00	
		Claim Loss in County	8	\$167,100.00	
		<b>Totals:</b>	<b>122</b>	<b>\$2,073,900.00</b>	
<b>Clay (Florida)</b>	<b>72</b>	<u>Claimant Type</u>	<u>Claims Paid</u>	<u>Amount Paid</u>	<ul style="list-style-type: none"> <li><span style="color: green;">■</span> Resident</li> <li><span style="color: lightgreen;">■</span> Loss</li> <li><span style="color: blue;">■</span> Both</li> </ul>
		Resident of County	5	\$28,500.00	
		Resident and Loss in County	1	\$125,000.00	
		Claim Loss in County	1	\$18,700.00	
		<b>Totals:</b>	<b>7</b>	<b>\$172,200.00</b>	


## GCCF Program Statistics - Overall Summary

(as of November 26, 2010, 5:05 PM ET)

County (Florida)	Total Claims	Claimant Type	Claims Paid	Amount Paid	Payments in County
<b>Collier (Florida)</b>	<b>12,786</b>	<u>Claimant Type</u>	<u>Claims Paid</u>	<u>Amount Paid</u>	<p>Payments in County</p> <ul style="list-style-type: none"> <li>Resident</li> <li>Loss</li> <li>Both</li> </ul>
		Resident of County	66	\$641,900.00	
		Resident and Loss in County	1,123	\$11,958,400.00	
		Claim Loss in County	41	\$298,600.00	
<b>Totals:</b>		<b>1,230</b>	<b>\$12,898,900.00</b>		
<b>Columbia (Florida)</b>	<b>27</b>	<u>Claimant Type</u>	<u>Claims Paid</u>	<u>Amount Paid</u>	<p>Payments in County</p> <ul style="list-style-type: none"> <li>Resident</li> <li>Both</li> </ul>
		Resident of County	5	\$98,800.00	
		Resident and Loss in County	1	\$40,000.00	
		<b>Totals:</b>		<b>6</b>	
<b>Dixie (Florida)</b>	<b>36</b>	<u>Claimant Type</u>	<u>Claims Paid</u>	<u>Amount Paid</u>	<p>Payments in County</p> <ul style="list-style-type: none"> <li>Resident</li> <li>Loss</li> <li>Both</li> </ul>
		Resident of County	1	\$3,000.00	
		Resident and Loss in County	12	\$353,400.00	
		Claim Loss in County	4	\$89,700.00	
<b>Totals:</b>		<b>17</b>	<b>\$446,100.00</b>		
<b>Duval (Florida)</b>	<b>478</b>	<u>Claimant Type</u>	<u>Claims Paid</u>	<u>Amount Paid</u>	<p>Payments in County</p> <ul style="list-style-type: none"> <li>Resident</li> <li>Loss</li> <li>Both</li> </ul>
		Resident of County	44	\$752,500.00	
		Resident and Loss in County	17	\$1,249,700.00	
		Claim Loss in County	8	\$169,300.00	
<b>Totals:</b>		<b>69</b>	<b>\$2,171,500.00</b>		
<b>Escambia (Florida)</b>	<b>21,934</b>	<u>Claimant Type</u>	<u>Claims Paid</u>	<u>Amount Paid</u>	<p>Payments in County</p> <ul style="list-style-type: none"> <li>Resident</li> <li>Loss</li> <li>Both</li> </ul>
		Resident of County	1,780	\$19,209,400.00	
		Resident and Loss in County	5,561	\$74,936,200.00	
		Claim Loss in County	1,257	\$15,968,300.00	
<b>Totals:</b>		<b>8,598</b>	<b>\$110,113,900.00</b>		


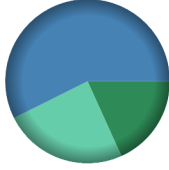

## GCCF Program Statistics - Overall Summary

(as of November 26, 2010, 5:05 PM ET)

County (Florida)	Total Claims	Claimant Type	Claims Paid	Amount Paid	Payments in County
Flagler (Florida)	34	<u>Claimant Type</u>	<u>Claims Paid</u>	<u>Amount Paid</u>	Payments in County  <ul style="list-style-type: none"> <li>Resident</li> </ul>
		Resident of County	2	\$65,400.00	
		<b>Totals:</b>	<b>2</b>	<b>\$65,400.00</b>	
		Franklin (Florida)	2,394	<u>Claimant Type</u>	
Resident of County	45			\$581,500.00	
Resident and Loss in County	1,234			\$15,272,500.00	
Claim Loss in County	145			\$1,980,400.00	
<b>Totals:</b>	<b>1,424</b>	<b>\$17,834,400.00</b>			
Gadsden (Florida)	115	<u>Claimant Type</u>	<u>Claims Paid</u>	<u>Amount Paid</u>	Payments in County  <ul style="list-style-type: none"> <li>Resident</li> <li>Loss</li> <li>Both</li> </ul>
		Resident of County	9	\$158,700.00	
		Resident and Loss in County	2	\$44,200.00	
		Claim Loss in County	1	\$6,000.00	
<b>Totals:</b>	<b>12</b>	<b>\$208,900.00</b>			
Glades (Florida)	2	<u>Claimant Type</u>	<u>Claims Paid</u>	<u>Amount Paid</u>	Payments in County  <ul style="list-style-type: none"> <li>Resident</li> </ul>
		Resident of County	1	\$8,400.00	
		<b>Totals:</b>	<b>1</b>	<b>\$8,400.00</b>	
Gulf (Florida)	2,012	<u>Claimant Type</u>	<u>Claims Paid</u>	<u>Amount Paid</u>	Payments in County  <ul style="list-style-type: none"> <li>Resident</li> <li>Loss</li> <li>Both</li> </ul>
		Resident of County	128	\$1,344,700.00	
		Resident and Loss in County	467	\$9,368,400.00	
		Claim Loss in County	135	\$1,555,700.00	
<b>Totals:</b>	<b>730</b>	<b>\$12,268,800.00</b>			

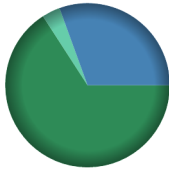

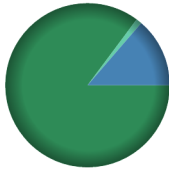
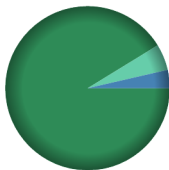

## GCCF Program Statistics - Overall Summary

(as of November 26, 2010, 5:05 PM ET)

County (Florida)	Total Claims	Claimant Type	Claims Paid	Amount Paid	Payments in County
Hardee (Florida)	6	<u>Claimant Type</u>	<u>Claims Paid</u>	<u>Amount Paid</u>	Payments in County  Resident
		Resident of County	1	\$15,000.00	
		<b>Totals:</b>	<b>1</b>	<b>\$15,000.00</b>	
Hendry (Florida)	106	<u>Claimant Type</u>	<u>Claims Paid</u>	<u>Amount Paid</u>	Payments in County  Resident
		Resident of County	1	\$24,000.00	
		<b>Totals:</b>	<b>1</b>	<b>\$24,000.00</b>	
Hernando (Florida)	194	<u>Claimant Type</u>	<u>Claims Paid</u>	<u>Amount Paid</u>	Payments in County  Resident Loss Both
		Resident of County	22	\$367,600.00	
		Resident and Loss in County	48	\$1,156,100.00	
		Claim Loss in County	19	\$491,000.00	
		<b>Totals:</b>	<b>89</b>	<b>\$2,014,700.00</b>	
Highlands (Florida)	81	<u>Claimant Type</u>	<u>Claims Paid</u>	<u>Amount Paid</u>	Payments in County  Loss
		Claim Loss in County	1	\$12,600.00	
		<b>Totals:</b>	<b>1</b>	<b>\$12,600.00</b>	
Hillsborough (Florida)	2,562	<u>Claimant Type</u>	<u>Claims Paid</u>	<u>Amount Paid</u>	Payments in County  Resident Loss Both
		Resident of County	83	\$1,116,200.00	
		Resident and Loss in County	121	\$2,541,700.00	
		Claim Loss in County	48	\$684,600.00	
		<b>Totals:</b>	<b>252</b>	<b>\$4,342,500.00</b>	


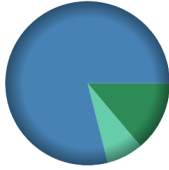
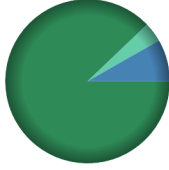
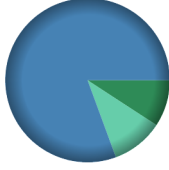

## GCCF Program Statistics - Overall Summary

(as of November 26, 2010, 5:05 PM ET)

County (Florida)	Total Claims	Claimant Type	Claims Paid	Amount Paid	Payments in County
<b>Holmes (Florida)</b>	<b>609</b>	<u>Claimant Type</u>	<u>Claims Paid</u>	<u>Amount Paid</u>	 <ul style="list-style-type: none"> <li><span style="color: green;">■</span> Resident</li> <li><span style="color: lightgreen;">■</span> Loss</li> <li><span style="color: blue;">■</span> Both</li> </ul>
		Resident of County	131	\$1,056,200.00	
		Resident and Loss in County	32	\$489,600.00	
		Claim Loss in County	13	\$57,300.00	
<b>Totals:</b>	<b>176</b>	<b>\$1,603,100.00</b>			
<b>Indian River (Florida)</b>	<b>88</b>	<u>Claimant Type</u>	<u>Claims Paid</u>	<u>Amount Paid</u>	 <ul style="list-style-type: none"> <li><span style="color: green;">■</span> Loss</li> <li><span style="color: lightgreen;">■</span> Both</li> </ul>
		Resident and Loss in County	3	\$157,000.00	
		Claim Loss in County	1	\$65,000.00	
		<b>Totals:</b>	<b>4</b>	<b>\$222,000.00</b>	
<b>Jackson (Florida)</b>	<b>490</b>	<u>Claimant Type</u>	<u>Claims Paid</u>	<u>Amount Paid</u>	 <ul style="list-style-type: none"> <li><span style="color: green;">■</span> Resident</li> <li><span style="color: lightgreen;">■</span> Loss</li> <li><span style="color: blue;">■</span> Both</li> </ul>
		Resident of County	45	\$597,400.00	
		Resident and Loss in County	3	\$96,000.00	
		Claim Loss in County	1	\$7,900.00	
<b>Totals:</b>	<b>49</b>	<b>\$701,300.00</b>			
<b>Jefferson (Florida)</b>	<b>16</b>	<u>Claimant Type</u>	<u>Claims Paid</u>	<u>Amount Paid</u>	 <ul style="list-style-type: none"> <li><span style="color: green;">■</span> Resident</li> <li><span style="color: lightgreen;">■</span> Loss</li> <li><span style="color: blue;">■</span> Both</li> </ul>
		Resident of County	4	\$106,200.00	
		Resident and Loss in County	3	\$4,200.00	
		Claim Loss in County	1	\$6,000.00	
<b>Totals:</b>	<b>8</b>	<b>\$116,400.00</b>			
<b>Lafayette (Florida)</b>	<b>6</b>	<u>Claimant Type</u>	<u>Claims Paid</u>	<u>Amount Paid</u>	 <ul style="list-style-type: none"> <li><span style="color: green;">■</span> Both</li> </ul>
		Resident and Loss in County	1	\$226,700.00	
		<b>Totals:</b>	<b>1</b>	<b>\$226,700.00</b>	

## GCCF Program Statistics - Overall Summary

(as of November 26, 2010, 5:05 PM ET)

Lake (Florida)	88	<u>Claimant Type</u>	<u>Claims Paid</u>	<u>Amount Paid</u>	Payments in County
		Resident of County	10	\$85,100.00	 <ul style="list-style-type: none"> <li><span style="color: green;">■</span> Resident</li> <li><span style="color: lightgreen;">■</span> Both</li> </ul>
		Resident and Loss in County	5	\$137,900.00	
		<b>Totals:</b>	<b>15</b>	<b>\$223,000.00</b>	
Lee (Florida)	5,266	<u>Claimant Type</u>	<u>Claims Paid</u>	<u>Amount Paid</u>	Payments in County
		Resident of County	58	\$824,100.00	 <ul style="list-style-type: none"> <li><span style="color: green;">■</span> Resident</li> <li><span style="color: lightgreen;">■</span> Loss</li> <li><span style="color: blue;">■</span> Both</li> </ul>
		Resident and Loss in County	287	\$4,689,900.00	
		Claim Loss in County	55	\$425,500.00	
		<b>Totals:</b>	<b>400</b>	<b>\$5,939,500.00</b>	
Leon (Florida)	741	<u>Claimant Type</u>	<u>Claims Paid</u>	<u>Amount Paid</u>	Payments in County
		Resident of County	118	\$1,984,900.00	 <ul style="list-style-type: none"> <li><span style="color: green;">■</span> Resident</li> <li><span style="color: lightgreen;">■</span> Loss</li> <li><span style="color: blue;">■</span> Both</li> </ul>
		Resident and Loss in County	6	\$186,600.00	
		Claim Loss in County	6	\$87,800.00	
		<b>Totals:</b>	<b>130</b>	<b>\$2,259,300.00</b>	
Levy (Florida)	227	<u>Claimant Type</u>	<u>Claims Paid</u>	<u>Amount Paid</u>	Payments in County
		Resident of County	10	\$229,300.00	 <ul style="list-style-type: none"> <li><span style="color: green;">■</span> Resident</li> <li><span style="color: lightgreen;">■</span> Loss</li> <li><span style="color: blue;">■</span> Both</li> </ul>
		Resident and Loss in County	82	\$2,006,700.00	
		Claim Loss in County	10	\$253,800.00	
		<b>Totals:</b>	<b>102</b>	<b>\$2,489,800.00</b>	
Liberty (Florida)	69	<u>Claimant Type</u>	<u>Claims Paid</u>	<u>Amount Paid</u>	Payments in County
		Resident of County	19	\$181,500.00	 <ul style="list-style-type: none"> <li><span style="color: green;">■</span> Resident</li> <li><span style="color: lightgreen;">■</span> Loss</li> <li><span style="color: blue;">■</span> Both</li> </ul>
		Resident and Loss in County	3	\$36,200.00	
		Claim Loss in County	3	\$59,200.00	
		<b>Totals:</b>	<b>25</b>	<b>\$276,900.00</b>	

## GCCF Program Statistics - Overall Summary (as of November 26, 2010, 5:05 PM ET)

County (Florida)	Total Claims	Claimant Type	Claims Paid	Amount Paid	Payments in County
<b>Madison (Florida)</b>	<b>13</b>	<u>Claimant Type</u>	<u>Claims Paid</u>	<u>Amount Paid</u>	<ul style="list-style-type: none"> <li>Resident</li> <li>Loss</li> </ul>
		Resident of County	1	\$2,100.00	
		Claim Loss in County	2	\$21,200.00	
		<b>Totals:</b>	<b>3</b>	<b>\$23,300.00</b>	
<b>Manatee (Florida)</b>	<b>692</b>	<u>Claimant Type</u>	<u>Claims Paid</u>	<u>Amount Paid</u>	<ul style="list-style-type: none"> <li>Resident</li> <li>Loss</li> <li>Both</li> </ul>
		Resident of County	24	\$523,500.00	
		Resident and Loss in County	60	\$2,204,700.00	
		Claim Loss in County	28	\$707,100.00	
<b>Totals:</b>	<b>112</b>	<b>\$3,435,300.00</b>			
<b>Marion (Florida)</b>	<b>118</b>	<u>Claimant Type</u>	<u>Claims Paid</u>	<u>Amount Paid</u>	<ul style="list-style-type: none"> <li>Resident</li> <li>Loss</li> <li>Both</li> </ul>
		Resident of County	12	\$141,100.00	
		Resident and Loss in County	2	\$29,100.00	
		Claim Loss in County	2	\$59,800.00	
<b>Totals:</b>	<b>16</b>	<b>\$230,000.00</b>			
<b>Martin (Florida)</b>	<b>52</b>	<u>Claimant Type</u>	<u>Claims Paid</u>	<u>Amount Paid</u>	<ul style="list-style-type: none"> <li>Resident</li> <li>Loss</li> <li>Both</li> </ul>
		Resident of County	4	\$31,700.00	
		Resident and Loss in County	5	\$109,500.00	
		Claim Loss in County	1	\$33,000.00	
<b>Totals:</b>	<b>10</b>	<b>\$174,200.00</b>			
<b>Miami-dade (Florida)</b>	<b>2,493</b>	<u>Claimant Type</u>	<u>Claims Paid</u>	<u>Amount Paid</u>	<ul style="list-style-type: none"> <li>Resident</li> <li>Loss</li> <li>Both</li> </ul>
		Resident of County	74	\$992,200.00	
		Resident and Loss in County	54	\$1,002,500.00	
		Claim Loss in County	17	\$357,400.00	
<b>Totals:</b>	<b>145</b>	<b>\$2,352,100.00</b>			




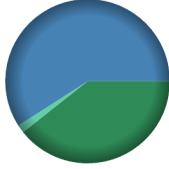
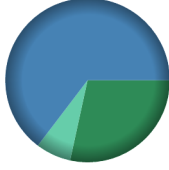
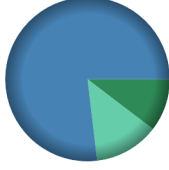

## GCCF Program Statistics - Overall Summary

(as of November 26, 2010, 5:05 PM ET)

County (Florida)	Total Claims	Claimant Type	Claims Paid	Amount Paid	Payments in County
<b>Monroe (Florida)</b>	<b>6,338</b>	<u>Claimant Type</u>	<u>Claims Paid</u>	<u>Amount Paid</u>	<p>Payments in County</p> <ul style="list-style-type: none"> <li>Resident</li> <li>Loss</li> <li>Both</li> </ul>
		Resident of County	44	\$934,900.00	
		Resident and Loss in County	1,064	\$24,806,100.00	
		Claim Loss in County	82	\$1,004,200.00	
		<b>Totals:</b>	<b>1,190</b>	<b>\$26,745,200.00</b>	
<b>Nassau (Florida)</b>	<b>26</b>	<u>Claimant Type</u>	<u>Claims Paid</u>	<u>Amount Paid</u>	<p>Payments in County</p> <ul style="list-style-type: none"> <li>Resident</li> <li>Loss</li> <li>Both</li> </ul>
		Resident of County	3	\$65,200.00	
		Resident and Loss in County	2	\$31,100.00	
		Claim Loss in County	2	\$33,300.00	
		<b>Totals:</b>	<b>7</b>	<b>\$129,600.00</b>	
<b>Okaloosa (Florida)</b>	<b>28,066</b>	<u>Claimant Type</u>	<u>Claims Paid</u>	<u>Amount Paid</u>	<p>Payments in County</p> <ul style="list-style-type: none"> <li>Resident</li> <li>Loss</li> <li>Both</li> </ul>
		Resident of County	1,599	\$18,574,700.00	
		Resident and Loss in County	8,857	\$140,718,200.00	
		Claim Loss in County	3,611	\$42,650,600.00	
		<b>Totals:</b>	<b>14,067</b>	<b>\$201,943,500.00</b>	
<b>Okeechobee (Florida)</b>	<b>15</b>	<u>Claimant Type</u>	<u>Claims Paid</u>	<u>Amount Paid</u>	<p>Payments in County</p> <ul style="list-style-type: none"> <li>Loss</li> </ul>
		Claim Loss in County	1	\$5,000.00	
		<b>Totals:</b>	<b>1</b>	<b>\$5,000.00</b>	
<b>Orange (Florida)</b>	<b>1,984</b>	<u>Claimant Type</u>	<u>Claims Paid</u>	<u>Amount Paid</u>	<p>Payments in County</p> <ul style="list-style-type: none"> <li>Resident</li> <li>Both</li> </ul>
		Resident of County	73	\$875,800.00	
		Resident and Loss in County	8	\$228,600.00	
		<b>Totals:</b>	<b>81</b>	<b>\$1,104,400.00</b>	


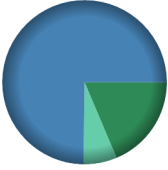




## GCCF Program Statistics - Overall Summary (as of November 26, 2010, 5:05 PM ET)

County (Florida)	Total Claims	Claimant Type	Claims Paid	Amount Paid	Payments in County
Osceola (Florida)	124	<u>Claimant Type</u>	<u>Claims Paid</u>	<u>Amount Paid</u>	 <ul style="list-style-type: none"> <li>Resident</li> </ul>
		Resident of County	5	\$41,100.00	
		<b>Totals:</b>	<b>5</b>	<b>\$41,100.00</b>	
Palm Beach (Florida)	908	<u>Claimant Type</u>	<u>Claims Paid</u>	<u>Amount Paid</u>	 <ul style="list-style-type: none"> <li>Resident</li> <li>Loss</li> <li>Both</li> </ul>
		Resident of County	22	\$303,400.00	
		Resident and Loss in County	9	\$455,500.00	
		Claim Loss in County	2	\$12,200.00	
<b>Totals:</b>	<b>33</b>	<b>\$771,100.00</b>			
Pasco (Florida)	681	<u>Claimant Type</u>	<u>Claims Paid</u>	<u>Amount Paid</u>	 <ul style="list-style-type: none"> <li>Resident</li> <li>Loss</li> <li>Both</li> </ul>
		Resident of County	80	\$1,240,300.00	
		Resident and Loss in County	107	\$2,823,500.00	
		Claim Loss in County	19	\$302,600.00	
<b>Totals:</b>	<b>206</b>	<b>\$4,366,400.00</b>			
Pinellas (Florida)	5,159	<u>Claimant Type</u>	<u>Claims Paid</u>	<u>Amount Paid</u>	 <ul style="list-style-type: none"> <li>Resident</li> <li>Loss</li> <li>Both</li> </ul>
		Resident of County	64	\$1,521,000.00	
		Resident and Loss in County	686	\$11,250,300.00	
		Claim Loss in County	130	\$1,866,500.00	
<b>Totals:</b>	<b>880</b>	<b>\$14,637,800.00</b>			
Polk (Florida)	471	<u>Claimant Type</u>	<u>Claims Paid</u>	<u>Amount Paid</u>	 <ul style="list-style-type: none"> <li>Resident</li> <li>Loss</li> <li>Both</li> </ul>
		Resident of County	14	\$191,700.00	
		Resident and Loss in County	7	\$161,700.00	
		Claim Loss in County	1	\$9,200.00	
<b>Totals:</b>	<b>22</b>	<b>\$362,600.00</b>			

## GCCF Program Statistics - Overall Summary

(as of November 26, 2010, 5:05 PM ET)

County (Florida)	Total Claims	Claimant Type	Claims Paid	Amount Paid	Payments in County
Putnam (Florida)	18		<u>Claims Paid</u>	<u>Amount Paid</u>	 <p>Payments in County</p> <ul style="list-style-type: none"> <li>Resident and Loss in County</li> <li>Both</li> </ul>
		Resident and Loss in County	2	\$51,500.00	
		<b>Totals:</b>	<b>2</b>	<b>\$51,500.00</b>	
		Santa Rosa (Florida)	10,086		
Resident of County	1,146			\$12,264,800.00	
Resident and Loss in County	2,108			\$40,273,500.00	
Claim Loss in County	1,419			\$15,554,100.00	
<b>Totals:</b>	<b>4,673</b>			<b>\$68,092,400.00</b>	
Sarasota (Florida)	574		<u>Claims Paid</u>	<u>Amount Paid</u>	 <p>Payments in County</p> <ul style="list-style-type: none"> <li>Resident</li> <li>Loss</li> <li>Both</li> </ul>
		Resident of County	19	\$395,400.00	
		Resident and Loss in County	56	\$1,586,000.00	
		Claim Loss in County	11	\$139,100.00	
		<b>Totals:</b>	<b>86</b>	<b>\$2,120,500.00</b>	
Seminole (Florida)	137		<u>Claims Paid</u>	<u>Amount Paid</u>	 <p>Payments in County</p> <ul style="list-style-type: none"> <li>Resident</li> </ul>
		Resident of County	18	\$266,300.00	
		<b>Totals:</b>	<b>18</b>	<b>\$266,300.00</b>	
St. Johns (Florida)	77		<u>Claims Paid</u>	<u>Amount Paid</u>	 <p>Payments in County</p> <ul style="list-style-type: none"> <li>Resident</li> <li>Both</li> </ul>
		Resident of County	9	\$171,200.00	
		Resident and Loss in County	4	\$76,500.00	
		<b>Totals:</b>	<b>13</b>	<b>\$247,700.00</b>	

## GCCF Program Statistics - Overall Summary (as of November 26, 2010, 5:05 PM ET)

County (Florida)	Total Claims	Claimant Type	Claims Paid	Amount Paid	Payments in County
St. Lucie (Florida)	178	<u>Claimant Type</u>	<u>Claims Paid</u>	<u>Amount Paid</u>	<ul style="list-style-type: none"> <li>Resident</li> <li>Both</li> </ul>
		Resident of County	3	\$73,400.00	
		Resident and Loss in County	3	\$65,000.00	
		<b>Totals:</b>	<b>6</b>	<b>\$138,400.00</b>	
Sumter (Florida)	17	<u>Claimant Type</u>	<u>Claims Paid</u>	<u>Amount Paid</u>	<ul style="list-style-type: none"> <li>Resident</li> </ul>
		Resident of County	8	\$179,700.00	
		<b>Totals:</b>	<b>8</b>	<b>\$179,700.00</b>	
		Suwannee (Florida)	15	<u>Claimant Type</u>	
Resident of County	1			\$17,900.00	
Resident and Loss in County	1			\$4,300.00	
<b>Totals:</b>	<b>2</b>			<b>\$22,200.00</b>	
Taylor (Florida)	90	<u>Claimant Type</u>	<u>Claims Paid</u>	<u>Amount Paid</u>	<ul style="list-style-type: none"> <li>Resident</li> <li>Loss</li> <li>Both</li> </ul>
		Resident of County	8	\$298,200.00	
		Resident and Loss in County	37	\$1,359,800.00	
		Claim Loss in County	1	\$4,800.00	
		<b>Totals:</b>	<b>46</b>	<b>\$1,662,800.00</b>	
Unknown (Florida)	205	<u>Claimant Type</u>	<u>Claims Paid</u>	<u>Amount Paid</u>	<ul style="list-style-type: none"> <li>Resident</li> </ul>
		Resident of County	41	\$768,800.00	
		<b>Totals:</b>	<b>41</b>	<b>\$768,800.00</b>	

## GCCF Program Statistics - Overall Summary

(as of November 26, 2010, 5:05 PM ET)

County (State)	Total Claims	Claimant Type	Claims Paid	Amount Paid	Payments in County
Volusia (Florida)	134	Resident of County	7	\$190,500.00	
		Resident and Loss in County	4	\$482,000.00	
		Claim Loss in County	3	\$33,800.00	
		<b>Totals:</b>	<b>14</b>	<b>\$706,300.00</b>	
Wakulla (Florida)	690	Resident of County	40	\$947,500.00	
		Resident and Loss in County	312	\$6,816,800.00	
		Claim Loss in County	29	\$704,300.00	
		<b>Totals:</b>	<b>381</b>	<b>\$8,468,600.00</b>	
Walton (Florida)	13,187	Resident of County	1,125	\$18,509,800.00	
		Resident and Loss in County	3,423	\$56,519,000.00	
		Claim Loss in County	2,536	\$26,576,300.00	
		<b>Totals:</b>	<b>7,084</b>	<b>\$101,605,100.00</b>	
Washington (Florida)	1,232	Resident of County	272	\$2,272,800.00	
		Resident and Loss in County	49	\$498,200.00	
		Claim Loss in County	10	\$78,100.00	
		<b>Totals:</b>	<b>331</b>	<b>\$2,849,100.00</b>	
Acadia (Louisiana)	169	Resident of County	14	\$344,600.00	
		Resident and Loss in County	11	\$470,700.00	
		Claim Loss in County	6	\$142,800.00	
		<b>Totals:</b>	<b>31</b>	<b>\$958,100.00</b>	

## GCCF Program Statistics - Overall Summary

(as of November 26, 2010, 5:05 PM ET)

Parish (Louisiana)	Total Claims	Claimant Type	Claims Paid	Amount Paid	Payments in County
<b>Allen (Louisiana)</b>	<b>54</b>	<u>Claimant Type</u>	<u>Claims Paid</u>	<u>Amount Paid</u>	<ul style="list-style-type: none"> <li>Resident</li> <li>Loss</li> </ul>
		Resident of County	1	\$30,000.00	
		Claim Loss in County	2	\$38,600.00	
		<b>Totals:</b>	<b>3</b>	<b>\$68,600.00</b>	
<b>Ascension (Louisiana)</b>	<b>1,627</b>	<u>Claimant Type</u>	<u>Claims Paid</u>	<u>Amount Paid</u>	<ul style="list-style-type: none"> <li>Resident</li> <li>Loss</li> <li>Both</li> </ul>
		Resident of County	61	\$770,800.00	
		Resident and Loss in County	13	\$321,000.00	
		Claim Loss in County	2	\$20,900.00	
<b>Totals:</b>	<b>76</b>	<b>\$1,112,700.00</b>			
<b>Assumption (Louisiana)</b>	<b>1,007</b>	<u>Claimant Type</u>	<u>Claims Paid</u>	<u>Amount Paid</u>	<ul style="list-style-type: none"> <li>Resident</li> <li>Loss</li> <li>Both</li> </ul>
		Resident of County	44	\$721,900.00	
		Resident and Loss in County	121	\$1,434,400.00	
		Claim Loss in County	9	\$126,800.00	
<b>Totals:</b>	<b>174</b>	<b>\$2,283,100.00</b>			
<b>Avoyelles (Louisiana)</b>	<b>129</b>	<u>Claimant Type</u>	<u>Claims Paid</u>	<u>Amount Paid</u>	<ul style="list-style-type: none"> <li>Resident</li> <li>Loss</li> <li>Both</li> </ul>
		Resident of County	13	\$140,400.00	
		Resident and Loss in County	14	\$690,600.00	
		Claim Loss in County	3	\$46,700.00	
<b>Totals:</b>	<b>30</b>	<b>\$877,700.00</b>			
<b>Beauregard (Louisiana)</b>	<b>30</b>	<u>Claimant Type</u>	<u>Claims Paid</u>	<u>Amount Paid</u>	<ul style="list-style-type: none"> <li>Resident</li> <li>Both</li> </ul>
		Resident of County	3	\$135,200.00	
		Resident and Loss in County	4	\$76,000.00	
		<b>Totals:</b>	<b>7</b>	<b>\$211,200.00</b>	

## GCCF Program Statistics - Overall Summary

(as of November 26, 2010, 5:05 PM ET)

Parish (Louisiana)	Total Claims	Claimant Type	Claims Paid	Amount Paid	Payments in County
<b>Bossier (Louisiana)</b>	<b>69</b>	<u>Claimant Type</u>	<u>Claims Paid</u>	<u>Amount Paid</u>	<b>Payments in County</b>  <ul style="list-style-type: none"> <li><span style="color: green;">■</span> Resident</li> </ul>
		Resident of County	6	\$70,500.00	
		<b>Totals:</b>	<b>6</b>	<b>\$70,500.00</b>	
<b>Caddo (Louisiana)</b>	<b>181</b>	<u>Claimant Type</u>	<u>Claims Paid</u>	<u>Amount Paid</u>	<b>Payments in County</b>  <ul style="list-style-type: none"> <li><span style="color: green;">■</span> Resident</li> </ul>
		Resident of County	20	\$155,700.00	
		<b>Totals:</b>	<b>20</b>	<b>\$155,700.00</b>	
<b>Calcasieu (Louisiana)</b>	<b>952</b>	<u>Claimant Type</u>	<u>Claims Paid</u>	<u>Amount Paid</u>	<b>Payments in County</b>  <ul style="list-style-type: none"> <li><span style="color: green;">■</span> Resident</li> <li><span style="color: lightgreen;">■</span> Loss</li> <li><span style="color: blue;">■</span> Both</li> </ul>
		Resident of County	122	\$3,068,600.00	
		Resident and Loss in County	97	\$2,368,100.00	
		Claim Loss in County	26	\$547,500.00	
<b>Totals:</b>	<b>245</b>	<b>\$5,984,200.00</b>			
<b>Caldwell (Louisiana)</b>	<b>7</b>	<u>Claimant Type</u>	<u>Claims Paid</u>	<u>Amount Paid</u>	<b>Payments in County</b>  <ul style="list-style-type: none"> <li><span style="color: green;">■</span> Resident</li> </ul>
		Resident of County	2	\$7,300.00	
		<b>Totals:</b>	<b>2</b>	<b>\$7,300.00</b>	
<b>Cameron (Louisiana)</b>	<b>372</b>	<u>Claimant Type</u>	<u>Claims Paid</u>	<u>Amount Paid</u>	<b>Payments in County</b>  <ul style="list-style-type: none"> <li><span style="color: green;">■</span> Resident</li> <li><span style="color: lightgreen;">■</span> Loss</li> <li><span style="color: blue;">■</span> Both</li> </ul>
		Resident of County	23	\$565,600.00	
		Resident and Loss in County	142	\$3,723,700.00	
		Claim Loss in County	89	\$2,221,800.00	
<b>Totals:</b>	<b>254</b>	<b>\$6,511,100.00</b>			

## GCCF Program Statistics - Overall Summary

(as of November 26, 2010, 5:05 PM ET)

County (Louisiana)	Total Claims	Claimant Type	Claims Paid	Amount Paid	Payments in County
Catahoula	12	<u>Claimant Type</u>	<u>Claims Paid</u>	<u>Amount Paid</u>	Payments in County  Resident
		Resident of County	1	\$8,500.00	
		<b>Totals:</b>	<b>1</b>	<b>\$8,500.00</b>	
Claiborne	6	<u>Claimant Type</u>	<u>Claims Paid</u>	<u>Amount Paid</u>	Payments in County  Loss
		Claim Loss in County	1	\$80,400.00	
		<b>Totals:</b>	<b>1</b>	<b>\$80,400.00</b>	
Concordia	50	<u>Claimant Type</u>	<u>Claims Paid</u>	<u>Amount Paid</u>	Payments in County  Resident Both
		Resident of County	4	\$156,700.00	
		Resident and Loss in County	2	\$70,000.00	
<b>Totals:</b>	<b>6</b>	<b>\$226,700.00</b>			
De Soto	10	<u>Claimant Type</u>	<u>Claims Paid</u>	<u>Amount Paid</u>	Payments in County  Resident
		Resident of County	1	\$3,200.00	
		<b>Totals:</b>	<b>1</b>	<b>\$3,200.00</b>	
E. Baton Rouge	4,202	<u>Claimant Type</u>	<u>Claims Paid</u>	<u>Amount Paid</u>	Payments in County  Resident Loss Both
		Resident of County	220	\$3,549,300.00	
		Resident and Loss in County	48	\$1,359,500.00	
Claim Loss in County	17	\$263,600.00			
<b>Totals:</b>	<b>285</b>	<b>\$5,172,400.00</b>			



## GCCF Program Statistics - Overall Summary

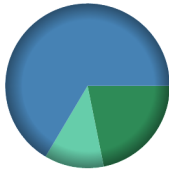
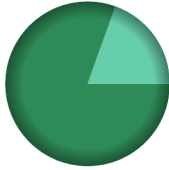
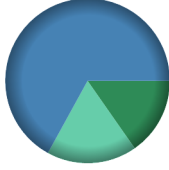
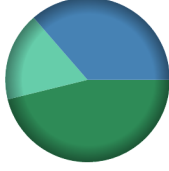
(as of November 26, 2010, 5:05 PM ET)

Parish (Louisiana)	Total Claims	Claimant Type	Claims Paid	Amount Paid	Payments in County
<b>E. Feliciana (Louisiana)</b>	<b>64</b>	<u>Claimant Type</u>	<u>Claims Paid</u>	<u>Amount Paid</u>	
		Resident of County	1	\$14,000.00	
		Resident and Loss in County	3	\$115,000.00	
		Claim Loss in County	2	\$21,000.00	
<b>Totals:</b>	<b>6</b>	<b>\$150,000.00</b>			
<b>Evangeline (Louisiana)</b>	<b>84</b>	<u>Claimant Type</u>	<u>Claims Paid</u>	<u>Amount Paid</u>	
		Resident of County	6	\$122,900.00	
		Resident and Loss in County	4	\$70,300.00	
		<b>Totals:</b>	<b>10</b>	<b>\$193,200.00</b>	
<b>Franklin (Louisiana)</b>	<b>15</b>	<u>Claimant Type</u>	<u>Claims Paid</u>	<u>Amount Paid</u>	
		Resident of County	3	\$35,200.00	
		Claim Loss in County	1	\$1,000.00	
		<b>Totals:</b>	<b>4</b>	<b>\$36,200.00</b>	
<b>Grant (Louisiana)</b>	<b>17</b>	<u>Claimant Type</u>	<u>Claims Paid</u>	<u>Amount Paid</u>	
		Resident of County	1	\$15,500.00	
		Claim Loss in County	1	\$10,000.00	
		<b>Totals:</b>	<b>2</b>	<b>\$25,500.00</b>	
<b>Iberia (Louisiana)</b>	<b>1,571</b>	<u>Claimant Type</u>	<u>Claims Paid</u>	<u>Amount Paid</u>	
		Resident of County	132	\$3,640,000.00	
		Resident and Loss in County	299	\$6,876,300.00	
		Claim Loss in County	141	\$3,013,500.00	
<b>Totals:</b>	<b>572</b>	<b>\$13,529,800.00</b>			



## GCCF Program Statistics - Overall Summary

(as of November 26, 2010, 5:05 PM ET)

County (Louisiana)	Total Claims	Claimant Type	Claims Paid	Amount Paid	Payments in County
<b>Iberville (Louisiana)</b>	<b>377</b>	<u>Claimant Type</u>	<u>Claims Paid</u>	<u>Amount Paid</u>	 <ul style="list-style-type: none"> <li><span style="color: green;">■</span> Resident</li> <li><span style="color: lightgreen;">■</span> Loss</li> <li><span style="color: blue;">■</span> Both</li> </ul>
		Resident of County	15	\$286,300.00	
		Resident and Loss in County	59	\$871,500.00	
		Claim Loss in County	7	\$153,400.00	
		<b>Totals:</b>	<b>81</b>	<b>\$1,311,200.00</b>	
<b>Jackson (Louisiana)</b>	<b>6</b>	<u>Claimant Type</u>	<u>Claims Paid</u>	<u>Amount Paid</u>	 <ul style="list-style-type: none"> <li><span style="color: green;">■</span> Resident</li> <li><span style="color: lightgreen;">■</span> Both</li> </ul>
		Resident of County	1	\$18,600.00	
		Resident and Loss in County	1	\$4,500.00	
		<b>Totals:</b>	<b>2</b>	<b>\$23,100.00</b>	
		<b>Jefferson (Louisiana)</b>	<b>67,894</b>	<u>Claimant Type</u>	
Resident of County	4,696			\$51,063,100.00	
Resident and Loss in County	9,354			\$119,925,600.00	
Claim Loss in County	3,565			\$36,812,300.00	
<b>Totals:</b>	<b>17,615</b>			<b>\$207,801,000.00</b>	
<b>Jefferson Davis (Louisiana)</b>	<b>74</b>	<u>Claimant Type</u>	<u>Claims Paid</u>	<u>Amount Paid</u>	 <ul style="list-style-type: none"> <li><span style="color: green;">■</span> Resident</li> <li><span style="color: lightgreen;">■</span> Loss</li> <li><span style="color: blue;">■</span> Both</li> </ul>
		Resident of County	6	\$56,100.00	
		Resident and Loss in County	10	\$245,900.00	
		Claim Loss in County	2	\$65,000.00	
		<b>Totals:</b>	<b>18</b>	<b>\$367,000.00</b>	
<b>Lafayette (Louisiana)</b>	<b>2,023</b>	<u>Claimant Type</u>	<u>Claims Paid</u>	<u>Amount Paid</u>	 <ul style="list-style-type: none"> <li><span style="color: green;">■</span> Resident</li> <li><span style="color: lightgreen;">■</span> Loss</li> <li><span style="color: blue;">■</span> Both</li> </ul>
		Resident of County	248	\$6,242,300.00	
		Resident and Loss in County	147	\$4,917,600.00	
		Claim Loss in County	106	\$2,358,600.00	
		<b>Totals:</b>	<b>501</b>	<b>\$13,518,500.00</b>	

## GCCF Program Statistics - Overall Summary (as of November 26, 2010, 5:05 PM ET)

County (Louisiana)	Total Claims	Claimant Type	Claims Paid	Amount Paid	Payments in County
<b>Lafourche (Louisiana)</b>	<b>4,789</b>	<u>Claimant Type</u>	<u>Claims Paid</u>	<u>Amount Paid</u>	<p>Payments in County</p> <ul style="list-style-type: none"> <li>Resident</li> <li>Loss</li> <li>Both</li> </ul>
		Resident of County	250	\$4,223,100.00	
		Resident and Loss in County	1,155	\$36,704,300.00	
		Claim Loss in County	410	\$6,330,800.00	
<b>Totals:</b>	<b>1,815</b>	<b>\$47,258,200.00</b>			
<b>Lincoln (Louisiana)</b>	<b>34</b>	<u>Claimant Type</u>	<u>Claims Paid</u>	<u>Amount Paid</u>	<p>Payments in County</p> <ul style="list-style-type: none"> <li>Resident</li> </ul>
		Resident of County	4	\$133,100.00	
		<b>Totals:</b>	<b>4</b>	<b>\$133,100.00</b>	
<b>Livingston (Louisiana)</b>	<b>563</b>	<u>Claimant Type</u>	<u>Claims Paid</u>	<u>Amount Paid</u>	<p>Payments in County</p> <ul style="list-style-type: none"> <li>Resident</li> <li>Loss</li> <li>Both</li> </ul>
		Resident of County	52	\$1,089,100.00	
		Resident and Loss in County	26	\$877,200.00	
		Claim Loss in County	6	\$96,700.00	
<b>Totals:</b>	<b>84</b>	<b>\$2,063,000.00</b>			
<b>Madison (Louisiana)</b>	<b>8</b>	<u>Claimant Type</u>	<u>Claims Paid</u>	<u>Amount Paid</u>	<p>Payments in County</p> <ul style="list-style-type: none"> <li>Resident</li> </ul>
		Resident of County	1	\$16,200.00	
		<b>Totals:</b>	<b>1</b>	<b>\$16,200.00</b>	
<b>Morehouse (Louisiana)</b>	<b>24</b>	<u>Claimant Type</u>	<u>Claims Paid</u>	<u>Amount Paid</u>	<p>Payments in County</p> <ul style="list-style-type: none"> <li>Resident</li> </ul>
		Resident of County	2	\$7,500.00	
		<b>Totals:</b>	<b>2</b>	<b>\$7,500.00</b>	

## GCCF Program Statistics - Overall Summary (as of November 26, 2010, 5:05 PM ET)

Parish (Louisiana)	Total Claims	Claimant Type	Claims Paid	Amount Paid	Payments in County
<b>Natchitoches (Louisiana)</b>	<b>31</b>	<u>Claimant Type</u>	<u>Claims Paid</u>	<u>Amount Paid</u>	
		Resident of County	3	\$69,400.00	
		Resident and Loss in County	3	\$55,400.00	
		<b>Totals:</b>	<b>6</b>	<b>\$124,800.00</b>	
<b>Orleans (Louisiana)</b>	<b>72,127</b>	<u>Claimant Type</u>	<u>Claims Paid</u>	<u>Amount Paid</u>	
		Resident of County	2,957	\$26,609,500.00	
		Resident and Loss in County	13,746	\$140,560,400.00	
		Claim Loss in County	5,423	\$58,781,300.00	
<b>Totals:</b>	<b>22,126</b>	<b>\$225,951,200.00</b>			
<b>Ouachita (Louisiana)</b>	<b>150</b>	<u>Claimant Type</u>	<u>Claims Paid</u>	<u>Amount Paid</u>	
		Resident of County	28	\$398,000.00	
		Resident and Loss in County	4	\$104,600.00	
		<b>Totals:</b>	<b>32</b>	<b>\$502,600.00</b>	
<b>Plaquemines (Louisiana)</b>	<b>5,695</b>	<u>Claimant Type</u>	<u>Claims Paid</u>	<u>Amount Paid</u>	
		Resident of County	192	\$4,841,100.00	
		Resident and Loss in County	1,182	\$62,185,600.00	
		Claim Loss in County	749	\$19,504,500.00	
<b>Totals:</b>	<b>2,123</b>	<b>\$86,531,200.00</b>			
<b>Pointe Coupee (Louisiana)</b>	<b>58</b>	<u>Claimant Type</u>	<u>Claims Paid</u>	<u>Amount Paid</u>	
		Resident of County	4	\$120,800.00	
		Resident and Loss in County	2	\$30,000.00	
		<b>Totals:</b>	<b>6</b>	<b>\$150,800.00</b>	

## GCCF Program Statistics - Overall Summary (as of November 26, 2010, 5:05 PM ET)

Parish (Louisiana)	Total Claims	Claimant Type	Claims Paid	Amount Paid	Payments in County
<b>Rapides (Louisiana)</b>	<b>233</b>	<u>Claimant Type</u>	<u>Claims Paid</u>	<u>Amount Paid</u>	
		Resident of County	24	\$365,900.00	
		Resident and Loss in County	6	\$313,200.00	
		<b>Totals:</b>	<b>30</b>	<b>\$679,100.00</b>	
<b>Richland (Louisiana)</b>	<b>10</b>	<u>Claimant Type</u>	<u>Claims Paid</u>	<u>Amount Paid</u>	
		Resident of County	3	\$114,400.00	
		<b>Totals:</b>	<b>3</b>	<b>\$114,400.00</b>	
		<b>Sabine (Louisiana)</b>	<b>14</b>	<u>Claimant Type</u>	
Resident of County	1			\$16,800.00	
Resident and Loss in County	1			\$40,000.00	
<b>Totals:</b>	<b>2</b>			<b>\$56,800.00</b>	
<b>St. Bernard (Louisiana)</b>	<b>6,434</b>	<u>Claimant Type</u>	<u>Claims Paid</u>	<u>Amount Paid</u>	
		Resident of County	601	\$6,609,400.00	
		Resident and Loss in County	988	\$25,377,800.00	
		Claim Loss in County	339	\$5,893,900.00	
		<b>Totals:</b>	<b>1,928</b>	<b>\$37,881,100.00</b>	
<b>St. Charles (Louisiana)</b>	<b>4,986</b>	<u>Claimant Type</u>	<u>Claims Paid</u>	<u>Amount Paid</u>	
		Resident of County	386	\$3,621,900.00	
		Resident and Loss in County	457	\$8,426,500.00	
		Claim Loss in County	283	\$3,141,700.00	
		<b>Totals:</b>	<b>1,126</b>	<b>\$15,190,100.00</b>	

## GCCF Program Statistics - Overall Summary (as of November 26, 2010, 5:05 PM ET)

Parish (Louisiana)	Total Claims	Claimant Type	Claims Paid	Amount Paid	Payments in County
<b>St. Helena (Louisiana)</b>	<b>127</b>	<u>Claimant Type</u>	<u>Claims Paid</u>	<u>Amount Paid</u>	<ul style="list-style-type: none"> <li>Resident</li> <li>Loss</li> </ul>
		Resident of County	3	\$50,500.00	
		Claim Loss in County	1	\$25,000.00	
		<b>Totals:</b>	<b>4</b>	<b>\$75,500.00</b>	
<b>St. James (Louisiana)</b>	<b>1,463</b>	<u>Claimant Type</u>	<u>Claims Paid</u>	<u>Amount Paid</u>	<ul style="list-style-type: none"> <li>Resident</li> <li>Loss</li> <li>Both</li> </ul>
		Resident of County	48	\$500,000.00	
		Resident and Loss in County	10	\$227,400.00	
		Claim Loss in County	2	\$53,800.00	
<b>Totals:</b>	<b>60</b>	<b>\$781,200.00</b>			
<b>St. John The Baptist (Louisiana)</b>	<b>6,299</b>	<u>Claimant Type</u>	<u>Claims Paid</u>	<u>Amount Paid</u>	<ul style="list-style-type: none"> <li>Resident</li> <li>Loss</li> <li>Both</li> </ul>
		Resident of County	380	\$3,001,000.00	
		Resident and Loss in County	321	\$3,668,700.00	
		Claim Loss in County	115	\$1,082,200.00	
<b>Totals:</b>	<b>816</b>	<b>\$7,751,900.00</b>			
<b>St. Landry (Louisiana)</b>	<b>304</b>	<u>Claimant Type</u>	<u>Claims Paid</u>	<u>Amount Paid</u>	<ul style="list-style-type: none"> <li>Resident</li> <li>Loss</li> <li>Both</li> </ul>
		Resident of County	28	\$655,000.00	
		Resident and Loss in County	19	\$535,100.00	
		Claim Loss in County	4	\$104,300.00	
<b>Totals:</b>	<b>51</b>	<b>\$1,294,400.00</b>			
<b>St. Martin (Louisiana)</b>	<b>832</b>	<u>Claimant Type</u>	<u>Claims Paid</u>	<u>Amount Paid</u>	<ul style="list-style-type: none"> <li>Resident</li> <li>Loss</li> <li>Both</li> </ul>
		Resident of County	61	\$1,131,200.00	
		Resident and Loss in County	238	\$4,799,450.00	
		Claim Loss in County	30	\$495,100.00	
<b>Totals:</b>	<b>329</b>	<b>\$6,425,750.00</b>			

## GCCF Program Statistics - Overall Summary

(as of November 26, 2010, 5:05 PM ET)

County (Louisiana)	Total Claims	Claimant Type	Claims Paid	Amount Paid	Payments in County
<b>St. Mary</b>	<b>2,215</b>	<u>Claimant Type</u>	<u>Claims Paid</u>	<u>Amount Paid</u>	
		Resident of County	126	\$2,526,500.00	
		Resident and Loss in County	415	\$9,945,900.00	
		Claim Loss in County	233	\$6,294,000.00	
<b>Totals:</b>	<b>774</b>	<b>\$18,766,400.00</b>			
<b>St. Tammany</b>	<b>10,360</b>	<u>Claimant Type</u>	<u>Claims Paid</u>	<u>Amount Paid</u>	
		Resident of County	828	\$12,127,800.00	
		Resident and Loss in County	1,641	\$28,150,400.00	
		Claim Loss in County	528	\$6,354,065.00	
<b>Totals:</b>	<b>2,997</b>	<b>\$46,632,265.00</b>			
<b>Tangipahoa</b>	<b>2,516</b>	<u>Claimant Type</u>	<u>Claims Paid</u>	<u>Amount Paid</u>	
		Resident of County	162	\$2,815,800.00	
		Resident and Loss in County	109	\$2,214,400.00	
		Claim Loss in County	24	\$747,400.00	
<b>Totals:</b>	<b>295</b>	<b>\$5,777,600.00</b>			
<b>Terrebonne</b>	<b>7,890</b>	<u>Claimant Type</u>	<u>Claims Paid</u>	<u>Amount Paid</u>	
		Resident of County	222	\$4,092,100.00	
		Resident and Loss in County	2,399	\$60,514,500.00	
		Claim Loss in County	486	\$10,074,000.00	
<b>Totals:</b>	<b>3,107</b>	<b>\$74,680,600.00</b>			
<b>Union</b>	<b>10</b>	<u>Claimant Type</u>	<u>Claims Paid</u>	<u>Amount Paid</u>	
		Resident of County	2	\$95,500.00	
		Resident and Loss in County	1	\$40,800.00	
		<b>Totals:</b>	<b>3</b>	<b>\$136,300.00</b>	

## GCCF Program Statistics - Overall Summary

(as of November 26, 2010, 5:05 PM ET)

Unknown (Louisiana)	324	<u>Claimant Type</u>	<u>Claims Paid</u>	<u>Amount Paid</u>	Payments in County
		Resident of County	62	\$1,058,300.00	<p>Resident</p>
		<b>Totals:</b>	<b>62</b>	<b>\$1,058,300.00</b>	
Vermilion (Louisiana)	1,433	<u>Claimant Type</u>	<u>Claims Paid</u>	<u>Amount Paid</u>	Payments in County
		Resident of County	123	\$2,516,000.00	<p>Resident Loss Both</p>
		Resident and Loss in County	598	\$13,762,900.00	
		Claim Loss in County	183	\$22,396,900.00	
		<b>Totals:</b>	<b>904</b>	<b>\$38,675,800.00</b>	
Vernon (Louisiana)	24	<u>Claimant Type</u>	<u>Claims Paid</u>	<u>Amount Paid</u>	Payments in County
		Resident of County	1	\$10,000.00	<p>Resident Loss Both</p>
		Resident and Loss in County	1	\$5,000.00	
		Claim Loss in County	3	\$124,000.00	
		<b>Totals:</b>	<b>5</b>	<b>\$139,000.00</b>	
W. Baton Rouge (Louisiana)	191	<u>Claimant Type</u>	<u>Claims Paid</u>	<u>Amount Paid</u>	Payments in County
		Resident of County	1	\$6,300.00	<p>Resident Loss Both</p>
		Resident and Loss in County	2	\$41,900.00	
		Claim Loss in County	2	\$9,000.00	
		<b>Totals:</b>	<b>5</b>	<b>\$57,200.00</b>	
W. Feliciana (Louisiana)	33	<u>Claimant Type</u>	<u>Claims Paid</u>	<u>Amount Paid</u>	Payments in County
		Resident of County	1	\$8,000.00	<p>Resident</p>
		<b>Totals:</b>	<b>1</b>	<b>\$8,000.00</b>	








## GCCF Program Statistics - Overall Summary

(as of November 26, 2010, 5:05 PM ET)




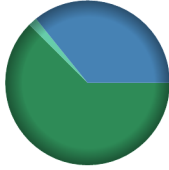

County	Total Claims	Claimant Type	Claims Paid	Amount Paid	Payments in County
<b>Washington (Louisiana)</b>	<b>464</b>	<u>Claimant Type</u>	<u>Claims Paid</u>	<u>Amount Paid</u>	<b>Payments in County</b> <ul style="list-style-type: none"> <li><span style="color: green;">■</span> Resident</li> <li><span style="color: lightgreen;">■</span> Loss</li> <li><span style="color: blue;">■</span> Both</li> </ul>
		Resident of County	37	\$770,200.00	
		Resident and Loss in County	18	\$625,000.00	
		Claim Loss in County	3	\$37,500.00	
<b>Totals:</b>	<b>58</b>	<b>\$1,432,700.00</b>			
<b>Webster (Louisiana)</b>	<b>14</b>	<u>Claimant Type</u>	<u>Claims Paid</u>	<u>Amount Paid</u>	<b>Payments in County</b> <ul style="list-style-type: none"> <li><span style="color: green;">■</span> Resident</li> </ul>
		Resident of County	1	\$91,000.00	
		<b>Totals:</b>	<b>1</b>	<b>\$91,000.00</b>	
<b>Alcorn (Mississippi)</b>	<b>6</b>	<u>Claimant Type</u>	<u>Claims Paid</u>	<u>Amount Paid</u>	<b>Payments in County</b> <ul style="list-style-type: none"> <li><span style="color: green;">■</span> Resident</li> </ul>
		Resident of County	2	\$6,800.00	
		<b>Totals:</b>	<b>2</b>	<b>\$6,800.00</b>	
<b>Amite (Mississippi)</b>	<b>31</b>	<u>Claimant Type</u>	<u>Claims Paid</u>	<u>Amount Paid</u>	<b>Payments in County</b> <ul style="list-style-type: none"> <li><span style="color: green;">■</span> Resident</li> </ul>
		Resident of County	1	\$22,100.00	
		<b>Totals:</b>	<b>1</b>	<b>\$22,100.00</b>	
<b>Bolivar (Mississippi)</b>	<b>9</b>	<u>Claimant Type</u>	<u>Claims Paid</u>	<u>Amount Paid</u>	<b>Payments in County</b> <ul style="list-style-type: none"> <li><span style="color: green;">■</span> Resident</li> </ul>
		Resident of County	2	\$8,600.00	
		<b>Totals:</b>	<b>2</b>	<b>\$8,600.00</b>	



## GCCF Program Statistics - Overall Summary (as of November 26, 2010, 5:05 PM ET)

County (Mississippi)	Total Claims	Claimant Type	Claims Paid	Amount Paid	Payments in County
Calhoun (Mississippi)	4	<u>Claimant Type</u>	<u>Claims Paid</u>	<u>Amount Paid</u>	Payments in County  Resident
		Resident of County	1	\$55,000.00	
		<b>Totals:</b>	<b>1</b>	<b>\$55,000.00</b>	
Chickasaw (Mississippi)	1	<u>Claimant Type</u>	<u>Claims Paid</u>	<u>Amount Paid</u>	Payments in County  Resident
		Resident of County	1	\$6,000.00	
		<b>Totals:</b>	<b>1</b>	<b>\$6,000.00</b>	
Claiborne (Mississippi)	11	<u>Claimant Type</u>	<u>Claims Paid</u>	<u>Amount Paid</u>	Payments in County  Resident
		Resident of County	1	\$17,600.00	
		<b>Totals:</b>	<b>1</b>	<b>\$17,600.00</b>	
Clarke (Mississippi)	78	<u>Claimant Type</u>	<u>Claims Paid</u>	<u>Amount Paid</u>	Payments in County  Resident Both
		Resident of County	4	\$112,900.00	
		Resident and Loss in County	1	\$9,000.00	
		<b>Totals:</b>	<b>5</b>	<b>\$121,900.00</b>	
Coahoma (Mississippi)	8	<u>Claimant Type</u>	<u>Claims Paid</u>	<u>Amount Paid</u>	Payments in County  Resident
		Resident of County	1	\$35,000.00	
		<b>Totals:</b>	<b>1</b>	<b>\$35,000.00</b>	

## GCCF Program Statistics - Overall Summary (as of November 26, 2010, 5:05 PM ET)




County (Mississippi)	Total Claims	Claimant Type	Claims Paid	Amount Paid	Payments in County
<b>Copiah (Mississippi)</b>	<b>29</b>	<u>Claimant Type</u>	<u>Claims Paid</u>	<u>Amount Paid</u>	<b>Payments in County</b>  <ul style="list-style-type: none"> <li>Resident</li> </ul>
		Resident of County	1	\$20,000.00	
		<b>Totals:</b>	<b>1</b>	<b>\$20,000.00</b>	
<b>Covington (Mississippi)</b>	<b>115</b>	<u>Claimant Type</u>	<u>Claims Paid</u>	<u>Amount Paid</u>	<b>Payments in County</b>  <ul style="list-style-type: none"> <li>Resident</li> <li>Both</li> </ul>
		Resident of County	3	\$44,400.00	
		Resident and Loss in County	1	\$1,000.00	
<b>Totals:</b>	<b>4</b>	<b>\$45,400.00</b>			
<b>Desoto (Mississippi)</b>	<b>56</b>	<u>Claimant Type</u>	<u>Claims Paid</u>	<u>Amount Paid</u>	<b>Payments in County</b>  <ul style="list-style-type: none"> <li>Resident</li> </ul>
		Resident of County	18	\$206,600.00	
		<b>Totals:</b>	<b>18</b>	<b>\$206,600.00</b>	
<b>Forrest (Mississippi)</b>	<b>991</b>	<u>Claimant Type</u>	<u>Claims Paid</u>	<u>Amount Paid</u>	<b>Payments in County</b>  <ul style="list-style-type: none"> <li>Resident</li> <li>Loss</li> <li>Both</li> </ul>
		Resident of County	59	\$767,100.00	
		Resident and Loss in County	15	\$439,500.00	
		Claim Loss in County	4	\$21,200.00	
<b>Totals:</b>	<b>78</b>	<b>\$1,227,800.00</b>			
<b>Franklin (Mississippi)</b>	<b>14</b>	<u>Claimant Type</u>	<u>Claims Paid</u>	<u>Amount Paid</u>	<b>Payments in County</b>  <ul style="list-style-type: none"> <li>Resident</li> <li>Loss</li> </ul>
		Resident of County	1	\$7,500.00	
		Claim Loss in County	1	\$14,600.00	
<b>Totals:</b>	<b>2</b>	<b>\$22,100.00</b>			

## GCCF Program Statistics - Overall Summary






(as of November 26, 2010, 5:05 PM ET)

County (Mississippi)	Total Claims	Claimant Type	Claims Paid	Amount Paid	Payments in County
<b>George</b>	<b>557</b>	<u>Claimant Type</u>	<u>Claims Paid</u>	<u>Amount Paid</u>	
		Resident of County	66	\$951,000.00	
		Resident and Loss in County	28	\$867,100.00	
		Claim Loss in County	7	\$135,200.00	
<b>Totals:</b>	<b>101</b>	<b>\$1,953,300.00</b>			
<b>Greene</b>	<b>133</b>	<u>Claimant Type</u>	<u>Claims Paid</u>	<u>Amount Paid</u>	
		Resident of County	6	\$60,800.00	
		Resident and Loss in County	5	\$31,900.00	
		<b>Totals:</b>	<b>11</b>	<b>\$92,700.00</b>	
<b>Hancock</b>	<b>3,982</b>	<u>Claimant Type</u>	<u>Claims Paid</u>	<u>Amount Paid</u>	
		Resident of County	238	\$3,098,000.00	
		Resident and Loss in County	845	\$17,376,400.00	
		Claim Loss in County	162	\$2,469,400.00	
<b>Totals:</b>	<b>1,245</b>	<b>\$22,943,800.00</b>			
<b>Harrison</b>	<b>28,021</b>	<u>Claimant Type</u>	<u>Claims Paid</u>	<u>Amount Paid</u>	
		Resident of County	692	\$9,023,036.50	
		Resident and Loss in County	6,337	\$87,822,800.00	
		Claim Loss in County	1,171	\$14,276,700.00	
<b>Totals:</b>	<b>8,200</b>	<b>\$111,122,536.50</b>			
<b>Hinds</b>	<b>274</b>	<u>Claimant Type</u>	<u>Claims Paid</u>	<u>Amount Paid</u>	
		Resident of County	22	\$274,500.00	
		Resident and Loss in County	2	\$17,800.00	
		Claim Loss in County	4	\$74,000.00	
<b>Totals:</b>	<b>28</b>	<b>\$366,300.00</b>			

## GCCF Program Statistics - Overall Summary (as of November 26, 2010, 5:05 PM ET)

County (Mississippi)	Total Claims	Claimant Type	Claims Paid	Amount Paid	Payments in County
<b>Humphreys</b>	<b>6</b>	<u>Claimant Type</u>	<u>Claims Paid</u>	<u>Amount Paid</u>	<b>Payments in County</b>  <ul style="list-style-type: none"> <li><span style="color: green;">■</span> Resident</li> <li><span style="color: lightgreen;">■</span> Loss</li> </ul>
		Resident of County	2	\$18,900.00	
		Claim Loss in County	1	\$28,000.00	
		<b>Totals:</b>	<b>3</b>	<b>\$46,900.00</b>	
<b>Issaquena</b>	<b>3</b>	<u>Claimant Type</u>	<u>Claims Paid</u>	<u>Amount Paid</u>	<b>Payments in County</b>  <ul style="list-style-type: none"> <li><span style="color: green;">■</span> Resident</li> </ul>
		Resident of County	1	\$10,000.00	
		<b>Totals:</b>	<b>1</b>	<b>\$10,000.00</b>	
		<b>Itawamba</b>	<b>3</b>	<u>Claimant Type</u>	
Resident of County	1			\$6,000.00	
<b>Totals:</b>	<b>1</b>			<b>\$6,000.00</b>	
<b>Jackson</b>	<b>13,843</b>			<u>Claimant Type</u>	<u>Claims Paid</u>
		Resident of County	830	\$9,550,500.00	
		Resident and Loss in County	1,897	\$34,006,200.00	
		Claim Loss in County	719	\$9,509,800.00	
		<b>Totals:</b>	<b>3,446</b>	<b>\$53,066,500.00</b>	
<b>Jasper</b>	<b>96</b>	<u>Claimant Type</u>	<u>Claims Paid</u>	<u>Amount Paid</u>	<b>Payments in County</b>  <ul style="list-style-type: none"> <li><span style="color: green;">■</span> Resident</li> <li><span style="color: lightgreen;">■</span> Both</li> </ul>
		Resident of County	2	\$22,200.00	
		Resident and Loss in County	1	\$25,500.00	
		<b>Totals:</b>	<b>3</b>	<b>\$47,700.00</b>	




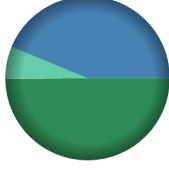
## GCCF Program Statistics - Overall Summary (as of November 26, 2010, 5:05 PM ET)

County (Mississippi)	Total Claims	Claimant Type	Claims Paid	Amount Paid	Payments in County
Jefferson	37	<u>Claimant Type</u>	<u>Claims Paid</u>	<u>Amount Paid</u>	Payments in County  Resident
		Resident of County	1	\$12,500.00	
		<b>Totals:</b>	<b>1</b>	<b>\$12,500.00</b>	
Jefferson Davis	150	<u>Claimant Type</u>	<u>Claims Paid</u>	<u>Amount Paid</u>	Payments in County  Resident
		Resident of County	2	\$27,200.00	
		<b>Totals:</b>	<b>2</b>	<b>\$27,200.00</b>	
Jones	187	<u>Claimant Type</u>	<u>Claims Paid</u>	<u>Amount Paid</u>	Payments in County  Resident Both
		Resident of County	14	\$226,300.00	
		Resident and Loss in County	1	\$50,000.00	
<b>Totals:</b>	<b>15</b>	<b>\$276,300.00</b>			
Kemper	6	<u>Claimant Type</u>	<u>Claims Paid</u>	<u>Amount Paid</u>	Payments in County  Loss
		Claim Loss in County	2	\$108,800.00	
		<b>Totals:</b>	<b>2</b>	<b>\$108,800.00</b>	
Lafayette	26	<u>Claimant Type</u>	<u>Claims Paid</u>	<u>Amount Paid</u>	Payments in County  Resident
		Resident of County	9	\$89,700.00	
		<b>Totals:</b>	<b>9</b>	<b>\$89,700.00</b>	

## GCCF Program Statistics - Overall Summary (as of November 26, 2010, 5:05 PM ET)






County (Mississippi)	Total Claims	Claimant Type	Claims Paid	Amount Paid	Payments in County
<b>Lamar</b>	<b>190</b>	<u>Claimant Type</u>	<u>Claims Paid</u>	<u>Amount Paid</u>	
		Resident of County	12	\$159,900.00	
		Resident and Loss in County	3	\$102,000.00	
		Claim Loss in County	2	\$34,000.00	
<b>Totals:</b>	<b>17</b>	<b>\$295,900.00</b>			
<b>Lauderdale</b>	<b>107</b>	<u>Claimant Type</u>	<u>Claims Paid</u>	<u>Amount Paid</u>	
		Resident of County	17	\$170,400.00	
		<b>Totals:</b>	<b>17</b>	<b>\$170,400.00</b>	
<b>Lawrence</b>	<b>112</b>	<u>Claimant Type</u>	<u>Claims Paid</u>	<u>Amount Paid</u>	
		Resident of County	2	\$21,700.00	
		Resident and Loss in County	5	\$67,500.00	
		Claim Loss in County	2	\$18,500.00	
<b>Totals:</b>	<b>9</b>	<b>\$107,700.00</b>			
<b>Leake</b>	<b>16</b>	<u>Claimant Type</u>	<u>Claims Paid</u>	<u>Amount Paid</u>	
		Resident of County	3	\$68,000.00	
		<b>Totals:</b>	<b>3</b>	<b>\$68,000.00</b>	
<b>Lee</b>	<b>26</b>	<u>Claimant Type</u>	<u>Claims Paid</u>	<u>Amount Paid</u>	
		Resident of County	10	\$97,600.00	
		<b>Totals:</b>	<b>10</b>	<b>\$97,600.00</b>	

## GCCF Program Statistics - Overall Summary (as of November 26, 2010, 5:05 PM ET)

County (Mississippi)	Total Claims	Claimant Type	Claims Paid	Amount Paid	Payments in County
<b>Leflore (Mississippi)</b>	<b>10</b>	<u>Claimant Type</u>	<u>Claims Paid</u>	<u>Amount Paid</u>	 <ul style="list-style-type: none"> <li>Resident</li> </ul>
		Resident of County	1	\$7,800.00	
		<b>Totals:</b>	<b>1</b>	<b>\$7,800.00</b>	
		<b>Lincoln (Mississippi)</b>	<b>46</b>	<u>Claimant Type</u>	
Resident of County	5			\$114,200.00	
Resident and Loss in County	1			\$22,200.00	
Claim Loss in County	1			\$100,000.00	
<b>Totals:</b>	<b>7</b>	<b>\$236,400.00</b>			
<b>Lowndes (Mississippi)</b>	<b>37</b>	<u>Claimant Type</u>	<u>Claims Paid</u>	<u>Amount Paid</u>	 <ul style="list-style-type: none"> <li>Resident</li> <li>Both</li> </ul>
		Resident of County	13	\$115,100.00	
		Resident and Loss in County	1	\$2,400.00	
		<b>Totals:</b>	<b>14</b>	<b>\$117,500.00</b>	
<b>Madison (Mississippi)</b>	<b>169</b>	<u>Claimant Type</u>	<u>Claims Paid</u>	<u>Amount Paid</u>	 <ul style="list-style-type: none"> <li>Resident</li> <li>Both</li> </ul>
		Resident of County	40	\$389,400.00	
		Resident and Loss in County	3	\$52,400.00	
		<b>Totals:</b>	<b>43</b>	<b>\$441,800.00</b>	
<b>Marion (Mississippi)</b>	<b>263</b>	<u>Claimant Type</u>	<u>Claims Paid</u>	<u>Amount Paid</u>	 <ul style="list-style-type: none"> <li>Resident</li> <li>Loss</li> <li>Both</li> </ul>
		Resident of County	7	\$140,600.00	
		Resident and Loss in County	6	\$123,400.00	
		Claim Loss in County	1	\$18,000.00	
<b>Totals:</b>	<b>14</b>	<b>\$282,000.00</b>			

## GCCF Program Statistics - Overall Summary



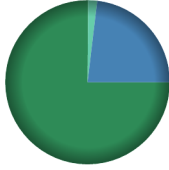

(as of November 26, 2010, 5:05 PM ET)

County (Mississippi)	Total Claims	Claimant Type	Claims Paid	Amount Paid	Payments in County
<b>Marshall (Mississippi)</b>	<b>4</b>	<u>Claimant Type</u>	<u>Claims Paid</u>	<u>Amount Paid</u>	<b>Payments in County</b>  <ul style="list-style-type: none"> <li>Resident</li> </ul>
		Resident of County	1	\$10,400.00	
		<b>Totals:</b>	<b>1</b>	<b>\$10,400.00</b>	
<b>Monroe (Mississippi)</b>	<b>15</b>	<u>Claimant Type</u>	<u>Claims Paid</u>	<u>Amount Paid</u>	<b>Payments in County</b>  <ul style="list-style-type: none"> <li>Resident</li> </ul>
		Resident of County	11	\$100,800.00	
		<b>Totals:</b>	<b>11</b>	<b>\$100,800.00</b>	
<b>Montgomery (Mississippi)</b>	<b>2</b>	<u>Claimant Type</u>	<u>Claims Paid</u>	<u>Amount Paid</u>	<b>Payments in County</b>  <ul style="list-style-type: none"> <li>Resident</li> </ul>
		Resident of County	1	\$20,000.00	
		<b>Totals:</b>	<b>1</b>	<b>\$20,000.00</b>	
<b>Neshoba (Mississippi)</b>	<b>47</b>	<u>Claimant Type</u>	<u>Claims Paid</u>	<u>Amount Paid</u>	<b>Payments in County</b>  <ul style="list-style-type: none"> <li>Resident</li> <li>Loss</li> </ul>
		Resident of County	4	\$169,100.00	
		Claim Loss in County	2	\$137,300.00	
		<b>Totals:</b>	<b>6</b>	<b>\$306,400.00</b>	
<b>Newton (Mississippi)</b>	<b>12</b>	<u>Claimant Type</u>	<u>Claims Paid</u>	<u>Amount Paid</u>	<b>Payments in County</b>  <ul style="list-style-type: none"> <li>Resident</li> </ul>
		Resident of County	3	\$82,600.00	
		<b>Totals:</b>	<b>3</b>	<b>\$82,600.00</b>	

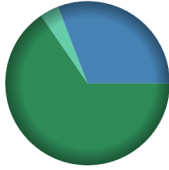






## GCCF Program Statistics - Overall Summary

(as of November 26, 2010, 5:05 PM ET)


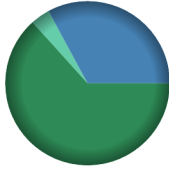

County (Mississippi)	Total Claims	Claimant Type	Claims Paid	Amount Paid	Payments in County
Noxubee (Mississippi)	13	<u>Claimant Type</u>	<u>Claims Paid</u>	<u>Amount Paid</u>	Payments in County  <ul style="list-style-type: none"> <li>Resident</li> </ul>
		Resident of County	1	\$8,800.00	
		<b>Totals:</b>	<b>1</b>	<b>\$8,800.00</b>	
Oktibbeha (Mississippi)	25	<u>Claimant Type</u>	<u>Claims Paid</u>	<u>Amount Paid</u>	Payments in County  <ul style="list-style-type: none"> <li>Resident</li> </ul>
		Resident of County	8	\$101,700.00	
		<b>Totals:</b>	<b>8</b>	<b>\$101,700.00</b>	
Panola (Mississippi)	7	<u>Claimant Type</u>	<u>Claims Paid</u>	<u>Amount Paid</u>	Payments in County  <ul style="list-style-type: none"> <li>Resident</li> </ul>
		Resident of County	2	\$14,700.00	
		<b>Totals:</b>	<b>2</b>	<b>\$14,700.00</b>	
Pearl River (Mississippi)	1,325	<u>Claimant Type</u>	<u>Claims Paid</u>	<u>Amount Paid</u>	Payments in County  <ul style="list-style-type: none"> <li>Resident</li> <li>Loss</li> <li>Both</li> </ul>
		Resident of County	172	\$1,876,500.00	
		Resident and Loss in County	20	\$577,500.00	
		Claim Loss in County	1	\$44,000.00	
		<b>Totals:</b>	<b>193</b>	<b>\$2,498,000.00</b>	
Perry (Mississippi)	65	<u>Claimant Type</u>	<u>Claims Paid</u>	<u>Amount Paid</u>	Payments in County  <ul style="list-style-type: none"> <li>Resident</li> <li>Both</li> </ul>
		Resident of County	5	\$91,700.00	
		Resident and Loss in County	3	\$44,200.00	
		<b>Totals:</b>	<b>8</b>	<b>\$135,900.00</b>	

## GCCF Program Statistics - Overall Summary (as of November 26, 2010, 5:05 PM ET)

Pike (Mississippi)	228	Claimant Type	Claims Paid	Amount Paid	Payments in County
		Resident of County	21	\$212,100.00	 <ul style="list-style-type: none"> <li><span style="color: green;">■</span> Resident</li> <li><span style="color: lightgreen;">■</span> Loss</li> <li><span style="color: blue;">■</span> Both</li> </ul>
		Resident and Loss in County	1	\$100,000.00	
		Claim Loss in County	1	\$12,000.00	
		<b>Totals:</b>	<b>23</b>	<b>\$324,100.00</b>	
Rankin (Mississippi)	134	Claimant Type	Claims Paid	Amount Paid	Payments in County
		Resident of County	30	\$467,500.00	 <ul style="list-style-type: none"> <li><span style="color: green;">■</span> Resident</li> <li><span style="color: lightgreen;">■</span> Loss</li> </ul>
		Claim Loss in County	1	\$2,000.00	
		<b>Totals:</b>	<b>31</b>	<b>\$469,500.00</b>	
Scott (Mississippi)	30	Claimant Type	Claims Paid	Amount Paid	Payments in County
		Resident of County	7	\$68,700.00	 <ul style="list-style-type: none"> <li><span style="color: green;">■</span> Resident</li> </ul>
		<b>Totals:</b>	<b>7</b>	<b>\$68,700.00</b>	
Sharkey (Mississippi)	1	Claimant Type	Claims Paid	Amount Paid	Payments in County
		Resident of County	1	\$4,800.00	 <ul style="list-style-type: none"> <li><span style="color: green;">■</span> Resident</li> </ul>
		<b>Totals:</b>	<b>1</b>	<b>\$4,800.00</b>	
Simpson (Mississippi)	54	Claimant Type	Claims Paid	Amount Paid	Payments in County
		Resident of County	4	\$42,700.00	 <ul style="list-style-type: none"> <li><span style="color: green;">■</span> Resident</li> <li><span style="color: lightgreen;">■</span> Both</li> </ul>
		Resident and Loss in County	1	\$30,800.00	
		<b>Totals:</b>	<b>5</b>	<b>\$73,500.00</b>	

## GCCF Program Statistics - Overall Summary

(as of November 26, 2010, 5:05 PM ET)

County	Total	Claimant Type	Claims Paid	Amount Paid	Payments in County
Smith (Mississippi)	58				 <ul style="list-style-type: none"> <li>Resident</li> </ul>
		Resident of County	1	\$3,100.00	
		<b>Totals:</b>	<b>1</b>	<b>\$3,100.00</b>	
Stone (Mississippi)	727				 <ul style="list-style-type: none"> <li>Resident</li> <li>Loss</li> <li>Both</li> </ul>
		Resident of County	106	\$1,522,900.00	
		Resident and Loss in County	26	\$790,600.00	
		Claim Loss in County	7	\$90,800.00	
		<b>Totals:</b>	<b>139</b>	<b>\$2,404,300.00</b>	
Sunflower (Mississippi)	16				 <ul style="list-style-type: none"> <li>Resident</li> </ul>
		Resident of County	3	\$26,800.00	
		<b>Totals:</b>	<b>3</b>	<b>\$26,800.00</b>	
Tishomingo (Mississippi)	2				 <ul style="list-style-type: none"> <li>Resident</li> </ul>
		Resident of County	1	\$2,100.00	
		<b>Totals:</b>	<b>1</b>	<b>\$2,100.00</b>	
Unknown (Mississippi)	146				 <ul style="list-style-type: none"> <li>Resident</li> </ul>
		Resident of County	22	\$322,200.00	
		<b>Totals:</b>	<b>22</b>	<b>\$322,200.00</b>	

## GCCF Program Statistics - Overall Summary

(as of November 26, 2010, 5:05 PM ET)

County (Mississippi)	Total Claims	Claimant Type	Claims Paid	Amount Paid	Payments in County
Walthall	89	<u>Claimant Type</u>	<u>Claims Paid</u>	<u>Amount Paid</u>	Payments in County  Resident
		Resident of County	2	\$29,300.00	
		<b>Totals:</b>	<b>2</b>	<b>\$29,300.00</b>	
Warren	34	<u>Claimant Type</u>	<u>Claims Paid</u>	<u>Amount Paid</u>	Payments in County  Resident
		Resident of County	6	\$45,900.00	
		<b>Totals:</b>	<b>6</b>	<b>\$45,900.00</b>	
Washington	23	<u>Claimant Type</u>	<u>Claims Paid</u>	<u>Amount Paid</u>	Payments in County  Resident Both
		Resident of County	3	\$9,600.00	
		Resident and Loss in County	1	\$2,200.00	
<b>Totals:</b>	<b>4</b>	<b>\$11,800.00</b>			
Wayne	134	<u>Claimant Type</u>	<u>Claims Paid</u>	<u>Amount Paid</u>	Payments in County  Resident Loss Both
		Resident of County	5	\$112,200.00	
		Resident and Loss in County	3	\$86,600.00	
Claim Loss in County	1	\$5,900.00			
<b>Totals:</b>	<b>9</b>	<b>\$204,700.00</b>			
Webster	2	<u>Claimant Type</u>	<u>Claims Paid</u>	<u>Amount Paid</u>	Payments in County  Resident
		Resident of County	1	\$3,000.00	
		<b>Totals:</b>	<b>1</b>	<b>\$3,000.00</b>	

## GCCF Program Statistics - Overall Summary

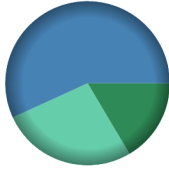


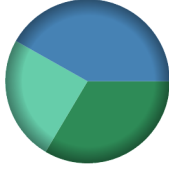

(as of November 26, 2010, 5:05 PM ET)

County	Total Claims	Claimant Type	Claims Paid	Amount Paid	Payments in County
<b>Wilkinson (Mississippi)</b>	<b>26</b>	<u>Claimant Type</u>	<u>Claims Paid</u>	<u>Amount Paid</u>	<b>Payments in County</b>  <ul style="list-style-type: none"> <li>Resident</li> </ul>
		Resident of County	2	\$10,800.00	
		<b>Totals:</b>	<b>2</b>	<b>\$10,800.00</b>	
<b>Winston (Mississippi)</b>	<b>33</b>	<u>Claimant Type</u>	<u>Claims Paid</u>	<u>Amount Paid</u>	<b>Payments in County</b>  <ul style="list-style-type: none"> <li>Resident</li> </ul>
		Resident of County	2	\$10,500.00	
		<b>Totals:</b>	<b>2</b>	<b>\$10,500.00</b>	
<b>Yazoo (Mississippi)</b>	<b>7</b>	<u>Claimant Type</u>	<u>Claims Paid</u>	<u>Amount Paid</u>	<b>Payments in County</b>  <ul style="list-style-type: none"> <li>Resident</li> <li>Loss</li> </ul>
		Resident of County	1	\$3,300.00	
		Claim Loss in County	1	\$74,400.00	
		<b>Totals:</b>	<b>2</b>	<b>\$77,700.00</b>	
<b>Anderson (Texas)</b>	<b>6</b>	<u>Claimant Type</u>	<u>Claims Paid</u>	<u>Amount Paid</u>	<b>Payments in County</b>  <ul style="list-style-type: none"> <li>Resident</li> </ul>
		Resident of County	1	\$3,300.00	
		<b>Totals:</b>	<b>1</b>	<b>\$3,300.00</b>	
<b>Angelina (Texas)</b>	<b>13</b>	<u>Claimant Type</u>	<u>Claims Paid</u>	<u>Amount Paid</u>	<b>Payments in County</b>  <ul style="list-style-type: none"> <li>Resident</li> </ul>
		Resident of County	1	\$6,500.00	
		<b>Totals:</b>	<b>1</b>	<b>\$6,500.00</b>	

## GCCF Program Statistics - Overall Summary (as of November 26, 2010, 5:05 PM ET)

County (Texas)	Total Claims	Claimant Type	Claims Paid	Amount Paid	Payments in County
<b>Aransas (Texas)</b>	<b>82</b>	<u>Claimant Type</u>	<u>Claims Paid</u>	<u>Amount Paid</u>	
		Resident of County	2	\$19,100.00	
		Resident and Loss in County	11	\$161,300.00	
		Claim Loss in County	5	\$42,600.00	
<b>Totals:</b>	<b>18</b>	<b>\$223,000.00</b>			
<b>Austin (Texas)</b>	<b>3</b>	<u>Claimant Type</u>	<u>Claims Paid</u>	<u>Amount Paid</u>	
		Claim Loss in County	1	\$7,400.00	
		<b>Totals:</b>	<b>1</b>	<b>\$7,400.00</b>	
<b>Bay (Texas)</b>	<b>1</b>	<u>Claimant Type</u>	<u>Claims Paid</u>	<u>Amount Paid</u>	
		Claim Loss in County	1	\$30,100.00	
		<b>Totals:</b>	<b>1</b>	<b>\$30,100.00</b>	
<b>Bexar (Texas)</b>	<b>134</b>	<u>Claimant Type</u>	<u>Claims Paid</u>	<u>Amount Paid</u>	
		Resident of County	17	\$224,400.00	
		Resident and Loss in County	2	\$182,000.00	
		<b>Totals:</b>	<b>19</b>	<b>\$406,400.00</b>	
<b>Bowie (Texas)</b>	<b>6</b>	<u>Claimant Type</u>	<u>Claims Paid</u>	<u>Amount Paid</u>	
		Resident of County	2	\$6,500.00	
		<b>Totals:</b>	<b>2</b>	<b>\$6,500.00</b>	

## GCCF Program Statistics - Overall Summary (as of November 26, 2010, 5:05 PM ET)

County (Texas)	Total Claims	Claimant Type	Claims Paid	Amount Paid	Payments in County
<b>Brazoria (Texas)</b>	<b>194</b>	<u>Claimant Type</u>	<u>Claims Paid</u>	<u>Amount Paid</u>	 <ul style="list-style-type: none"> <li><span style="color: green;">■</span> Resident</li> <li><span style="color: lightgreen;">■</span> Loss</li> <li><span style="color: blue;">■</span> Both</li> </ul>
		Resident of County	12	\$295,300.00	
		Resident and Loss in County	26	\$1,017,600.00	
		Claim Loss in County	29	\$477,000.00	
<b>Totals:</b>	<b>67</b>	<b>\$1,789,900.00</b>			
<b>Brazos (Texas)</b>	<b>10</b>	<u>Claimant Type</u>	<u>Claims Paid</u>	<u>Amount Paid</u>	 <ul style="list-style-type: none"> <li><span style="color: green;">■</span> Resident</li> </ul>
		Resident of County	1	\$18,000.00	
		<b>Totals:</b>	<b>1</b>	<b>\$18,000.00</b>	
<b>Brown (Texas)</b>	<b>1</b>	<u>Claimant Type</u>	<u>Claims Paid</u>	<u>Amount Paid</u>	 <ul style="list-style-type: none"> <li><span style="color: green;">■</span> Resident</li> </ul>
		Resident of County	1	\$8,600.00	
		<b>Totals:</b>	<b>1</b>	<b>\$8,600.00</b>	
<b>Calhoun (Texas)</b>	<b>172</b>	<u>Claimant Type</u>	<u>Claims Paid</u>	<u>Amount Paid</u>	 <ul style="list-style-type: none"> <li><span style="color: green;">■</span> Resident</li> <li><span style="color: lightgreen;">■</span> Loss</li> <li><span style="color: blue;">■</span> Both</li> </ul>
		Resident of County	11	\$566,600.00	
		Resident and Loss in County	9	\$707,000.00	
		Claim Loss in County	25	\$416,500.00	
<b>Totals:</b>	<b>45</b>	<b>\$1,690,100.00</b>			
<b>Cameron (Texas)</b>	<b>505</b>	<u>Claimant Type</u>	<u>Claims Paid</u>	<u>Amount Paid</u>	 <ul style="list-style-type: none"> <li><span style="color: green;">■</span> Resident</li> <li><span style="color: lightgreen;">■</span> Both</li> </ul>
		Resident of County	11	\$272,100.00	
		Resident and Loss in County	60	\$1,443,500.00	
		<b>Totals:</b>	<b>71</b>	<b>\$1,715,600.00</b>	

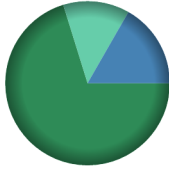




## GCCF Program Statistics - Overall Summary (as of November 26, 2010, 5:05 PM ET)

County (Texas)	Total Claims	Claimant Type	Claims Paid	Amount Paid	Payments in County
Chambers (Texas)	57	<u>Claimant Type</u>	<u>Claims Paid</u>	<u>Amount Paid</u>	
		Resident of County	5	\$114,600.00	
		Resident and Loss in County	19	\$773,700.00	
		Claim Loss in County	6	\$122,500.00	
<b>Totals:</b>	<b>30</b>	<b>\$1,010,800.00</b>			
Cherokee (Texas)	5	<u>Claimant Type</u>	<u>Claims Paid</u>	<u>Amount Paid</u>	
		Resident of County	1	\$1,700.00	
		<b>Totals:</b>	<b>1</b>	<b>\$1,700.00</b>	
Collin (Texas)	106	<u>Claimant Type</u>	<u>Claims Paid</u>	<u>Amount Paid</u>	
		Resident of County	38	\$480,600.00	
		Claim Loss in County	3	\$102,100.00	
		<b>Totals:</b>	<b>41</b>	<b>\$582,700.00</b>	
Colorado (Texas)	5	<u>Claimant Type</u>	<u>Claims Paid</u>	<u>Amount Paid</u>	
		Resident of County	1	\$36,000.00	
		<b>Totals:</b>	<b>1</b>	<b>\$36,000.00</b>	
Comal (Texas)	17	<u>Claimant Type</u>	<u>Claims Paid</u>	<u>Amount Paid</u>	
		Resident of County	8	\$181,600.00	
		<b>Totals:</b>	<b>8</b>	<b>\$181,600.00</b>	




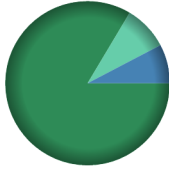
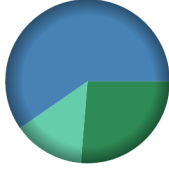
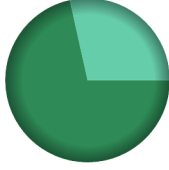

## GCCF Program Statistics - Overall Summary

(as of November 26, 2010, 5:05 PM ET)



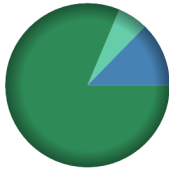


County (Texas)	Total Claims	Claimant Type	Claims Paid	Amount Paid	Payments in County
Dallas (Texas)	403	<u>Claimant Type</u>	<u>Claims Paid</u>	<u>Amount Paid</u>	 <ul style="list-style-type: none"> <li><span style="color: green;">■</span> Resident</li> <li><span style="color: lightgreen;">■</span> Loss</li> <li><span style="color: blue;">■</span> Both</li> </ul>
		Resident of County	51	\$610,900.00	
		Resident and Loss in County	2	\$145,500.00	
		Claim Loss in County	8	\$113,500.00	
<b>Totals:</b>	<b>61</b>	<b>\$869,900.00</b>			
Denton (Texas)	58	<u>Claimant Type</u>	<u>Claims Paid</u>	<u>Amount Paid</u>	 <ul style="list-style-type: none"> <li><span style="color: green;">■</span> Resident</li> </ul>
		Resident of County	15	\$151,500.00	
		<b>Totals:</b>	<b>15</b>	<b>\$151,500.00</b>	
Ector (Texas)	2	<u>Claimant Type</u>	<u>Claims Paid</u>	<u>Amount Paid</u>	 <ul style="list-style-type: none"> <li><span style="color: green;">■</span> Resident</li> </ul>
		Resident of County	1	\$1,500.00	
		<b>Totals:</b>	<b>1</b>	<b>\$1,500.00</b>	
El Paso (Texas)	7	<u>Claimant Type</u>	<u>Claims Paid</u>	<u>Amount Paid</u>	 <ul style="list-style-type: none"> <li><span style="color: green;">■</span> Resident</li> </ul>
		Resident of County	1	\$3,700.00	
		<b>Totals:</b>	<b>1</b>	<b>\$3,700.00</b>	
Ellis (Texas)	12	<u>Claimant Type</u>	<u>Claims Paid</u>	<u>Amount Paid</u>	 <ul style="list-style-type: none"> <li><span style="color: green;">■</span> Resident</li> </ul>
		Resident of County	1	\$25,000.00	
		<b>Totals:</b>	<b>1</b>	<b>\$25,000.00</b>	

## GCCF Program Statistics - Overall Summary

(as of November 26, 2010, 5:05 PM ET)

County (Texas)	Total Claims	Claimant Type	Claims Paid	Amount Paid	Payments in County
Foard (Texas)	2	<u>Claimant Type</u>	<u>Claims Paid</u>	<u>Amount Paid</u>	 <ul style="list-style-type: none"> <li>Resident</li> </ul>
		Resident of County	1	\$13,000.00	
		<b>Totals:</b>	<b>1</b>	<b>\$13,000.00</b>	
Fort Bend (Texas)	234	<u>Claimant Type</u>	<u>Claims Paid</u>	<u>Amount Paid</u>	 <ul style="list-style-type: none"> <li>Resident</li> <li>Loss</li> <li>Both</li> </ul>
		Resident of County	38	\$1,405,500.00	
		Resident and Loss in County	7	\$129,300.00	
		Claim Loss in County	6	\$147,300.00	
<b>Totals:</b>	<b>51</b>	<b>\$1,682,100.00</b>			
Galveston (Texas)	1,336	<u>Claimant Type</u>	<u>Claims Paid</u>	<u>Amount Paid</u>	 <ul style="list-style-type: none"> <li>Resident</li> <li>Loss</li> <li>Both</li> </ul>
		Resident of County	130	\$3,746,800.00	
		Resident and Loss in County	375	\$8,500,900.00	
		Claim Loss in County	118	\$1,998,200.00	
<b>Totals:</b>	<b>623</b>	<b>\$14,245,900.00</b>			
Grayson (Texas)	4	<u>Claimant Type</u>	<u>Claims Paid</u>	<u>Amount Paid</u>	 <ul style="list-style-type: none"> <li>Resident</li> <li>Loss</li> </ul>
		Resident of County	1	\$8,300.00	
		Claim Loss in County	1	\$3,300.00	
<b>Totals:</b>	<b>2</b>	<b>\$11,600.00</b>			
Gregg (Texas)	12	<u>Claimant Type</u>	<u>Claims Paid</u>	<u>Amount Paid</u>	 <ul style="list-style-type: none"> <li>Resident</li> </ul>
		Resident of County	5	\$73,400.00	
		<b>Totals:</b>	<b>5</b>	<b>\$73,400.00</b>	

## GCCF Program Statistics - Overall Summary (as of November 26, 2010, 5:05 PM ET)

County (Texas)	Total Claims	Claimant Type	Claims Paid	Amount Paid	Payments in County
Guadalupe (Texas)	3	<u>Claimant Type</u>	<u>Claims Paid</u>	<u>Amount Paid</u>	Payments in County  <ul style="list-style-type: none"> <li>Resident</li> </ul>
		Resident of County	2	\$42,600.00	
		<b>Totals:</b>	<b>2</b>	<b>\$42,600.00</b>	
Hardin (Texas)	21	<u>Claimant Type</u>	<u>Claims Paid</u>	<u>Amount Paid</u>	Payments in County  <ul style="list-style-type: none"> <li>Both</li> </ul>
		Resident and Loss in County	1	\$10,000.00	
		<b>Totals:</b>	<b>1</b>	<b>\$10,000.00</b>	
Harris (Texas)	3,049	<u>Claimant Type</u>	<u>Claims Paid</u>	<u>Amount Paid</u>	Payments in County  <ul style="list-style-type: none"> <li>Resident</li> <li>Loss</li> <li>Both</li> </ul>
		Resident of County	390	\$27,223,600.00	
		Resident and Loss in County	150	\$4,256,000.00	
		Claim Loss in County	107	\$1,988,400.00	
		<b>Totals:</b>	<b>647</b>	<b>\$33,468,000.00</b>	
Harrison (Texas)	2	<u>Claimant Type</u>	<u>Claims Paid</u>	<u>Amount Paid</u>	Payments in County  <ul style="list-style-type: none"> <li>Resident</li> </ul>
		Resident of County	1	\$10,400.00	
		<b>Totals:</b>	<b>1</b>	<b>\$10,400.00</b>	
Hays (Texas)	9	<u>Claimant Type</u>	<u>Claims Paid</u>	<u>Amount Paid</u>	Payments in County  <ul style="list-style-type: none"> <li>Resident</li> </ul>
		Resident of County	2	\$41,300.00	
		<b>Totals:</b>	<b>2</b>	<b>\$41,300.00</b>	

## GCCF Program Statistics - Overall Summary

(as of November 26, 2010, 5:05 PM ET)

County	Total Claims	Claimant Type	Claims Paid	Amount Paid	Payments in County
Henderson (Texas)	5	<u>Claimant Type</u>	<u>Claims Paid</u>	<u>Amount Paid</u>	Payments in County  <ul style="list-style-type: none"> <li>Resident</li> </ul>
		Resident of County	1	\$7,000.00	
		<b>Totals:</b>	<b>1</b>	<b>\$7,000.00</b>	
Hidalgo (Texas)	82	<u>Claimant Type</u>	<u>Claims Paid</u>	<u>Amount Paid</u>	Payments in County  <ul style="list-style-type: none"> <li>Resident</li> <li>Loss</li> <li>Both</li> </ul>
		Resident of County	3	\$10,700.00	
		Resident and Loss in County	1	\$6,000.00	
		Claim Loss in County	1	\$10,300.00	
<b>Totals:</b>	<b>5</b>	<b>\$27,000.00</b>			
Hill (Texas)	3	<u>Claimant Type</u>	<u>Claims Paid</u>	<u>Amount Paid</u>	Payments in County  <ul style="list-style-type: none"> <li>Resident</li> </ul>
		Resident of County	1	\$21,600.00	
		<b>Totals:</b>	<b>1</b>	<b>\$21,600.00</b>	
Hopkins (Texas)	3	<u>Claimant Type</u>	<u>Claims Paid</u>	<u>Amount Paid</u>	Payments in County  <ul style="list-style-type: none"> <li>Resident</li> </ul>
		Resident of County	1	\$9,700.00	
		<b>Totals:</b>	<b>1</b>	<b>\$9,700.00</b>	
Jasper (Texas)	23	<u>Claimant Type</u>	<u>Claims Paid</u>	<u>Amount Paid</u>	Payments in County  <ul style="list-style-type: none"> <li>Resident</li> </ul>
		Resident of County	5	\$190,700.00	
		<b>Totals:</b>	<b>5</b>	<b>\$190,700.00</b>	

## GCCF Program Statistics - Overall Summary

(as of November 26, 2010, 5:05 PM ET)


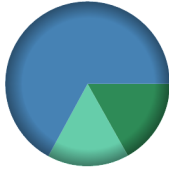



County (Texas)	Total Claims	Claimant Type	Claims Paid	Amount Paid	Payments in County
Jefferson	1,422	Resident of County	118	\$3,092,200.00	 <ul style="list-style-type: none"> <li><span style="color: green;">■</span> Resident</li> <li><span style="color: lightgreen;">■</span> Loss</li> <li><span style="color: blue;">■</span> Both</li> </ul>
		Resident and Loss in County	293	\$6,722,000.00	
		Claim Loss in County	54	\$1,282,400.00	
		<b>Totals:</b>	<b>465</b>	<b>\$11,096,600.00</b>	
Jim Hogg	1	Claim Loss in County	1	\$32,400.00	 <ul style="list-style-type: none"> <li><span style="color: green;">■</span> Loss</li> </ul>
		<b>Totals:</b>	<b>1</b>	<b>\$32,400.00</b>	
Jim Wells	1	Resident and Loss in County	1	\$79,900.00	 <ul style="list-style-type: none"> <li><span style="color: green;">■</span> Both</li> </ul>
		<b>Totals:</b>	<b>1</b>	<b>\$79,900.00</b>	
Johnson	17	Resident of County	4	\$131,000.00	 <ul style="list-style-type: none"> <li><span style="color: green;">■</span> Resident</li> </ul>
		<b>Totals:</b>	<b>4</b>	<b>\$131,000.00</b>	
Kaufman	7	Resident of County	1	\$11,600.00	 <ul style="list-style-type: none"> <li><span style="color: green;">■</span> Resident</li> </ul>
		<b>Totals:</b>	<b>1</b>	<b>\$11,600.00</b>	

## GCCF Program Statistics - Overall Summary

(as of November 26, 2010, 5:05 PM ET)


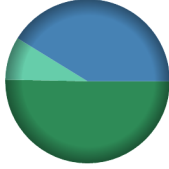
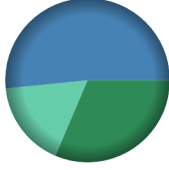


County (Texas)	Total Claims	Claimant Type	Claims Paid	Amount Paid	Payments in County
Kendall (Texas)	3	<u>Claimant Type</u>	<u>Claims Paid</u>	<u>Amount Paid</u>	Payments in County  <ul style="list-style-type: none"> <li>Resident</li> </ul>
		Resident of County	2	\$15,700.00	
		<b>Totals:</b>	<b>2</b>	<b>\$15,700.00</b>	
Kleberg (Texas)	2	<u>Claimant Type</u>	<u>Claims Paid</u>	<u>Amount Paid</u>	Payments in County  <ul style="list-style-type: none"> <li>Resident</li> </ul>
		Resident of County	1	\$32,400.00	
		<b>Totals:</b>	<b>1</b>	<b>\$32,400.00</b>	
Lamar (Texas)	1	<u>Claimant Type</u>	<u>Claims Paid</u>	<u>Amount Paid</u>	Payments in County  <ul style="list-style-type: none"> <li>Resident</li> </ul>
		Resident of County	1	\$3,200.00	
		<b>Totals:</b>	<b>1</b>	<b>\$3,200.00</b>	
Liberty (Texas)	19	<u>Claimant Type</u>	<u>Claims Paid</u>	<u>Amount Paid</u>	Payments in County  <ul style="list-style-type: none"> <li>Resident</li> <li>Both</li> </ul>
		Resident of County	2	\$31,400.00	
		Resident and Loss in County	2	\$105,000.00	
		<b>Totals:</b>	<b>4</b>	<b>\$136,400.00</b>	
Llano (Texas)	9	<u>Claimant Type</u>	<u>Claims Paid</u>	<u>Amount Paid</u>	Payments in County  <ul style="list-style-type: none"> <li>Resident</li> </ul>
		Resident of County	1	\$34,200.00	
		<b>Totals:</b>	<b>1</b>	<b>\$34,200.00</b>	

## GCCF Program Statistics - Overall Summary (as of November 26, 2010, 5:05 PM ET)

County (Texas)	Total Claims	Claimant Type	Claims Paid	Amount Paid	Payments in County
Lubbock (Texas)	7	<u>Claimant Type</u>	<u>Claims Paid</u>	<u>Amount Paid</u>	Payments in County  <ul style="list-style-type: none"> <li>Resident</li> </ul>
		Resident of County	1	\$3,400.00	
		<b>Totals:</b>	<b>1</b>	<b>\$3,400.00</b>	
Matagorda (Texas)	288	<u>Claimant Type</u>	<u>Claims Paid</u>	<u>Amount Paid</u>	Payments in County  <ul style="list-style-type: none"> <li>Resident</li> <li>Loss</li> <li>Both</li> </ul>
		Resident of County	17	\$860,100.00	
		Resident and Loss in County	80	\$3,423,600.00	
		Claim Loss in County	12	\$820,100.00	
<b>Totals:</b>	<b>109</b>	<b>\$5,103,800.00</b>			
McLennan (Texas)	16	<u>Claimant Type</u>	<u>Claims Paid</u>	<u>Amount Paid</u>	Payments in County  <ul style="list-style-type: none"> <li>Resident</li> </ul>
		Resident of County	10	\$196,100.00	
		<b>Totals:</b>	<b>10</b>	<b>\$196,100.00</b>	
Milam (Texas)	2	<u>Claimant Type</u>	<u>Claims Paid</u>	<u>Amount Paid</u>	Payments in County  <ul style="list-style-type: none"> <li>Resident</li> </ul>
		Resident of County	1	\$5,800.00	
		<b>Totals:</b>	<b>1</b>	<b>\$5,800.00</b>	
Montgomery (Texas)	164	<u>Claimant Type</u>	<u>Claims Paid</u>	<u>Amount Paid</u>	Payments in County  <ul style="list-style-type: none"> <li>Resident</li> <li>Both</li> </ul>
		Resident of County	24	\$457,100.00	
		Resident and Loss in County	2	\$70,700.00	
		<b>Totals:</b>	<b>26</b>	<b>\$527,800.00</b>	

## GCCF Program Statistics - Overall Summary






(as of November 26, 2010, 5:05 PM ET)

County (Texas)	Total Claims	Claimant Type	Claims Paid	Amount Paid	Payments in County
<b>Nacogdoches (Texas)</b>	<b>20</b>	<u>Claimant Type</u>	<u>Claims Paid</u>	<u>Amount Paid</u>	<b>Payments in County</b>  <ul style="list-style-type: none"> <li><span style="color: green;">■</span> Resident</li> <li><span style="color: lightgreen;">■</span> Loss</li> </ul>
		Resident of County	3	\$89,000.00	
		Claim Loss in County	4	\$250,400.00	
		<b>Totals:</b>	<b>7</b>	<b>\$339,400.00</b>	
<b>Nueces (Texas)</b>	<b>98</b>	<u>Claimant Type</u>	<u>Claims Paid</u>	<u>Amount Paid</u>	<b>Payments in County</b>  <ul style="list-style-type: none"> <li><span style="color: green;">■</span> Resident</li> <li><span style="color: lightgreen;">■</span> Loss</li> <li><span style="color: blue;">■</span> Both</li> </ul>
		Resident of County	5	\$90,200.00	
		Resident and Loss in County	3	\$73,900.00	
		Claim Loss in County	1	\$15,200.00	
<b>Totals:</b>	<b>9</b>	<b>\$179,300.00</b>			
<b>Orange (Texas)</b>	<b>197</b>	<u>Claimant Type</u>	<u>Claims Paid</u>	<u>Amount Paid</u>	<b>Payments in County</b>  <ul style="list-style-type: none"> <li><span style="color: green;">■</span> Resident</li> <li><span style="color: lightgreen;">■</span> Loss</li> <li><span style="color: blue;">■</span> Both</li> </ul>
		Resident of County	20	\$258,600.00	
		Resident and Loss in County	17	\$424,900.00	
		Claim Loss in County	6	\$139,800.00	
<b>Totals:</b>	<b>43</b>	<b>\$823,300.00</b>			
<b>Parker (Texas)</b>	<b>4</b>	<u>Claimant Type</u>	<u>Claims Paid</u>	<u>Amount Paid</u>	<b>Payments in County</b>  <ul style="list-style-type: none"> <li><span style="color: green;">■</span> Resident</li> </ul>
		Resident of County	2	\$17,300.00	
		<b>Totals:</b>	<b>2</b>	<b>\$17,300.00</b>	
<b>Polk (Texas)</b>	<b>7</b>	<u>Claimant Type</u>	<u>Claims Paid</u>	<u>Amount Paid</u>	<b>Payments in County</b>  <ul style="list-style-type: none"> <li><span style="color: green;">■</span> Resident</li> </ul>
		Resident of County	2	\$81,700.00	
		<b>Totals:</b>	<b>2</b>	<b>\$81,700.00</b>	



## GCCF Program Statistics - Overall Summary




(as of November 26, 2010, 5:05 PM ET)

County (Texas)	Total Claims	Claimant Type	Claims Paid	Amount Paid	Payments in County
Presidio (Texas)	2	<u>Claimant Type</u>	<u>Claims Paid</u>	<u>Amount Paid</u>	Payments in County  Resident
		Resident of County	2	\$3,900.00	
		<b>Totals:</b>	<b>2</b>	<b>\$3,900.00</b>	
Refugio (Texas)	3	<u>Claimant Type</u>	<u>Claims Paid</u>	<u>Amount Paid</u>	Payments in County  Resident
		Resident of County	1	\$26,900.00	
		<b>Totals:</b>	<b>1</b>	<b>\$26,900.00</b>	
Rockwall (Texas)	9	<u>Claimant Type</u>	<u>Claims Paid</u>	<u>Amount Paid</u>	Payments in County  Resident
		Resident of County	3	\$46,500.00	
		<b>Totals:</b>	<b>3</b>	<b>\$46,500.00</b>	
Sabine (Texas)	3	<u>Claimant Type</u>	<u>Claims Paid</u>	<u>Amount Paid</u>	Payments in County  Resident
		Resident of County	1	\$40,000.00	
		<b>Totals:</b>	<b>1</b>	<b>\$40,000.00</b>	
San Jacinto (Texas)	6	<u>Claimant Type</u>	<u>Claims Paid</u>	<u>Amount Paid</u>	Payments in County  Resident Loss
		Resident of County	3	\$48,900.00	
		Claim Loss in County	1	\$30,000.00	
		<b>Totals:</b>	<b>4</b>	<b>\$78,900.00</b>	

## GCCF Program Statistics - Overall Summary (as of November 26, 2010, 5:05 PM ET)





County (Texas)	Total Claims	Claimant Type	Claims Paid	Amount Paid	Payments in County
San Patricio (Texas)	76	<u>Claimant Type</u>	<u>Claims Paid</u>	<u>Amount Paid</u>	<ul style="list-style-type: none"> <li>Resident</li> <li>Both</li> </ul>
		Resident of County	1	\$1,000.00	
		Resident and Loss in County	6	\$140,400.00	
		<b>Totals:</b>	<b>7</b>	<b>\$141,400.00</b>	
Smith (Texas)	9	<u>Claimant Type</u>	<u>Claims Paid</u>	<u>Amount Paid</u>	<ul style="list-style-type: none"> <li>Resident</li> </ul>
		Resident of County	1	\$35,200.00	
		<b>Totals:</b>	<b>1</b>	<b>\$35,200.00</b>	
Tarrant (Texas)	255	<u>Claimant Type</u>	<u>Claims Paid</u>	<u>Amount Paid</u>	<ul style="list-style-type: none"> <li>Resident</li> <li>Loss</li> <li>Both</li> </ul>
		Resident of County	56	\$994,300.00	
		Resident and Loss in County	4	\$351,100.00	
		Claim Loss in County	8	\$484,200.00	
		<b>Totals:</b>	<b>68</b>	<b>\$1,829,600.00</b>	
Titus (Texas)	2	<u>Claimant Type</u>	<u>Claims Paid</u>	<u>Amount Paid</u>	<ul style="list-style-type: none"> <li>Resident</li> </ul>
		Resident of County	1	\$1,000.00	
		<b>Totals:</b>	<b>1</b>	<b>\$1,000.00</b>	
Travis (Texas)	113	<u>Claimant Type</u>	<u>Claims Paid</u>	<u>Amount Paid</u>	<ul style="list-style-type: none"> <li>Resident</li> <li>Both</li> </ul>
		Resident of County	17	\$178,000.00	
		Resident and Loss in County	1	\$15,000.00	
		<b>Totals:</b>	<b>18</b>	<b>\$193,000.00</b>	

## GCCF Program Statistics - Overall Summary (as of November 26, 2010, 5:05 PM ET)

County (Texas)	Total Claims	Claimant Type	Claims Paid	Amount Paid	Payments in County
Tyler (Texas)	4	<u>Claimant Type</u>	<u>Claims Paid</u>	<u>Amount Paid</u>	Payments in County  Resident
		Resident of County	3	\$28,000.00	
		<b>Totals:</b>	<b>3</b>	<b>\$28,000.00</b>	
Unknown (Texas)	24	<u>Claimant Type</u>	<u>Claims Paid</u>	<u>Amount Paid</u>	Payments in County  Resident
		Resident of County	2	\$86,000.00	
		<b>Totals:</b>	<b>2</b>	<b>\$86,000.00</b>	
Vermilion (Texas)	2	<u>Claimant Type</u>	<u>Claims Paid</u>	<u>Amount Paid</u>	Payments in County  Loss
		Claim Loss in County	2	\$42,500.00	
		<b>Totals:</b>	<b>2</b>	<b>\$42,500.00</b>	
Victoria (Texas)	18	<u>Claimant Type</u>	<u>Claims Paid</u>	<u>Amount Paid</u>	Payments in County  Resident Loss
		Resident of County	3	\$44,700.00	
		Claim Loss in County	1	\$6,900.00	
		<b>Totals:</b>	<b>4</b>	<b>\$51,600.00</b>	
Waller (Texas)	5	<u>Claimant Type</u>	<u>Claims Paid</u>	<u>Amount Paid</u>	Payments in County  Resident
		Resident of County	1	\$24,500.00	
		<b>Totals:</b>	<b>1</b>	<b>\$24,500.00</b>	

## GCCF Program Statistics - Overall Summary

(as of November 26, 2010, 5:05 PM ET)

County	Total Claims	Claimant Type	Claims Paid	Amount Paid	Payments in County
Webb (Texas)	3	<u>Claimant Type</u>	<u>Claims Paid</u>	<u>Amount Paid</u>	Payments in County  Resident
		Resident of County	1	\$23,800.00	
		<b>Totals:</b>	<b>1</b>	<b>\$23,800.00</b>	
Wichita (Texas)	5	<u>Claimant Type</u>	<u>Claims Paid</u>	<u>Amount Paid</u>	Payments in County  Resident
		Resident of County	1	\$2,700.00	
		<b>Totals:</b>	<b>1</b>	<b>\$2,700.00</b>	
Williamson (Texas)	28	<u>Claimant Type</u>	<u>Claims Paid</u>	<u>Amount Paid</u>	Payments in County  Resident
		Resident of County	7	\$71,500.00	
		<b>Totals:</b>	<b>7</b>	<b>\$71,500.00</b>	
Wise (Texas)	1	<u>Claimant Type</u>	<u>Claims Paid</u>	<u>Amount Paid</u>	Payments in County  Resident
		Resident of County	1	\$7,600.00	
		<b>Totals:</b>	<b>1</b>	<b>\$7,600.00</b>	