

## GCCF Program Statistics - Overall Summary (as of November 24, 2010, 5:05 PM ET)

Claimant Status	No. of Claimants
<b>TOTAL GCCF Claimants to Date</b> <i>(Claimants may have one or more Claim Type)</i>	<b>449,649</b>
1. Claimants Paid and Approved for Payment	130,096
2. Claimants Requiring Additional Information or Documentation <i>(Claimants providing no documentation: 84,782)</i>	145,379
3. Claimants Referred to Government, Moratorium and Real Estate funds	19
4. Denied Claimants	70,737
5. Claimants Under Review (Emergency Advance Payment)	94,053
6. Claimants Under Review (for Final Claim only)	9,365

Claimants <i>(Claimants may have one or more Claim Type)</i>	No. of Claimants
1. Individual*	374,168
2. Business*	75,481
<i>*Individual v. Business classification is subject to change.</i>	
<i>Represented Claimants: 11,187</i>	
<b>Total to Date</b>	<b>449,649</b>

Claims by Emergency Or Final Payment	No. of Claims Paid or Approved for Payment	No. of Claims Paid	Amount Paid
1. Emergency Advance Payment (One Month)	11,429	11,401	\$ 102,577,875.88
2. Emergency Advance Payment (Six Months)	118,951	117,554	\$ 1,893,857,015.00
<b>Sub-Total to Date</b>	<b>130,380</b>	<b>128,955</b>	<b>\$ 1,996,434,890.88</b>

Separate Fund for Real Estate Brokers and Agents			\$ 41,500,000.00
<b>Total to Date</b>			<b>\$ 2,037,934,890.88</b>

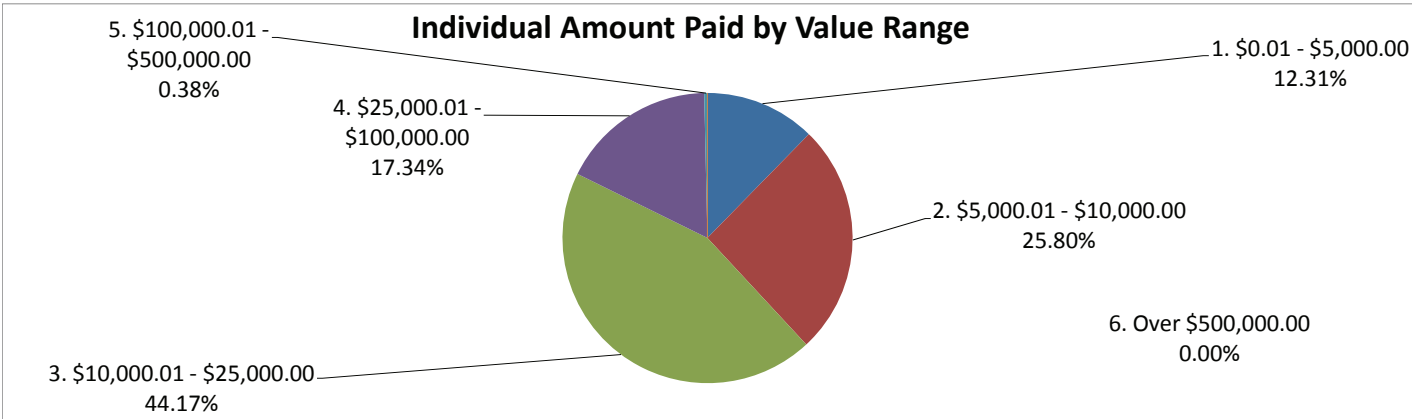
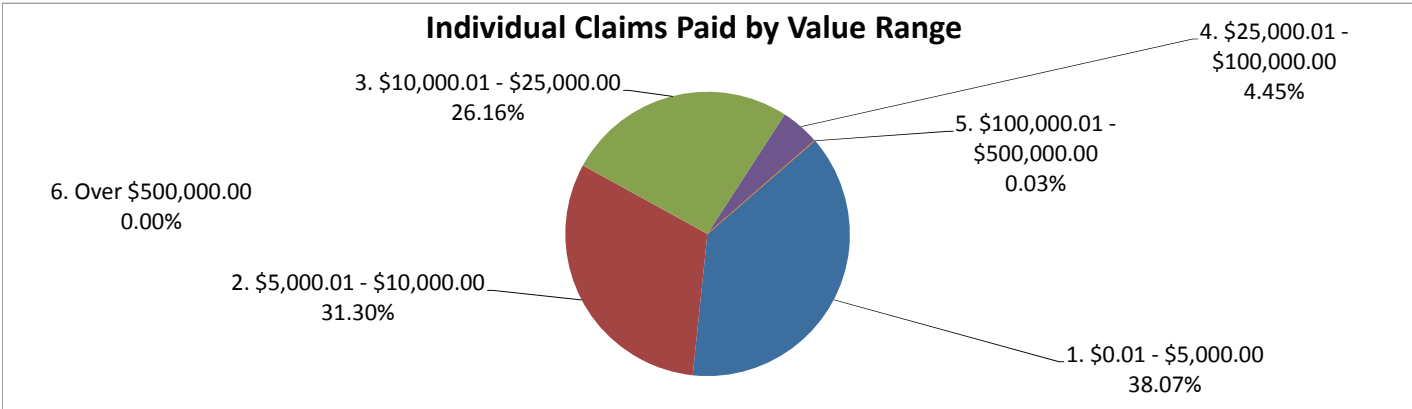
Claims by Category <i>(includes Individual and Business)</i>	No. of Claims Paid	Amount Paid
1. Removal and Clean Up Costs	0	\$ -
2. Real or Personal Property	96	\$ 755,463.38
3. Lost Earnings or Profits	128,836	\$ 1,995,652,091.00
4. Loss of Subsistence Use of Natural Resources	5	\$ 13,000.00
5. Physical Injury / Death	18	\$ 14,336.50
<b>Total to Date</b>	<b>128,955</b>	<b>\$ 1,996,434,890.88</b>

Claims by Type	No. of Claims Paid	No. of Claims Paid where Claimant Participated in BP Claims Process	No. of Claims Paid for new Claimants	Total Amount Paid
1. Individual	95,106	24,423	70,683	\$ 867,394,414.88
2. Business	33,849	22,649	11,200	\$ 1,129,040,476.00
<b>Total to Date</b>	<b>128,955</b>	<b>47,072</b>	<b>81,883</b>	<b>\$ 1,996,434,890.88</b>

**GCCF Program Statistics - Overall Summary**  
(as of November 24, 2010, 5:05 PM ET)

**Individual Claims by Amount**  
(Claimants may have more than one Claim Type)

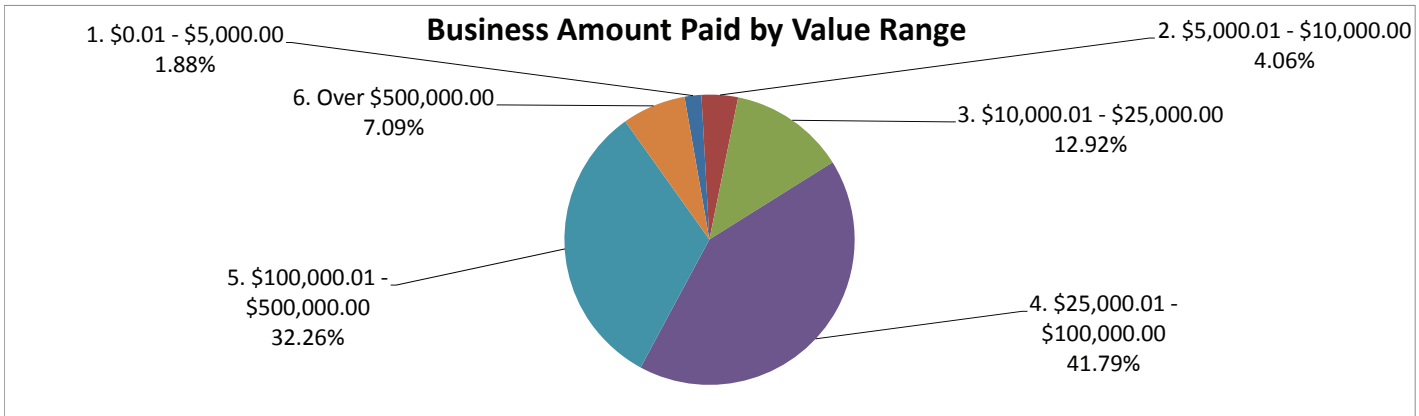
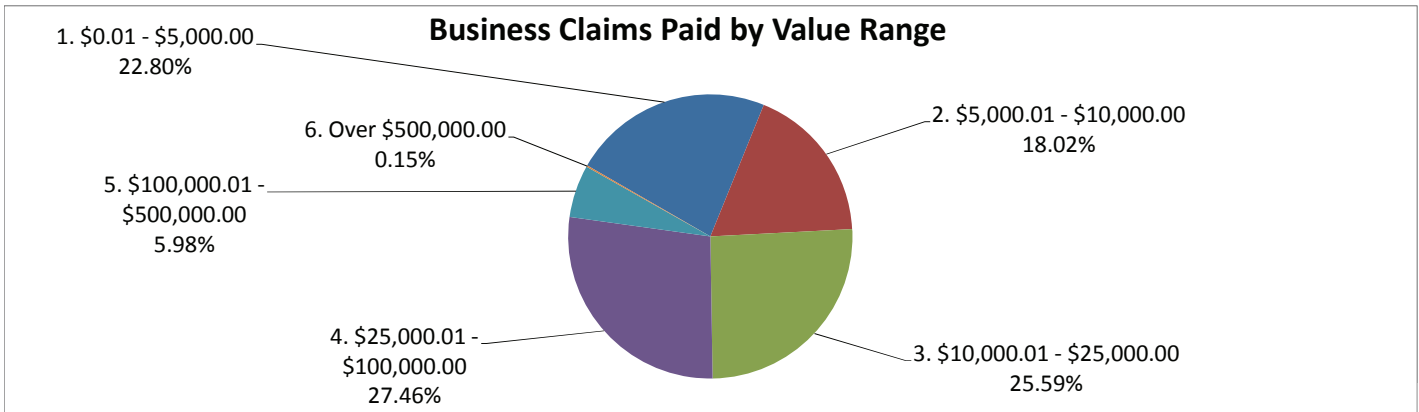
Claims by Amount	No. of Claims Paid	Amount Paid
1. \$0.01 - \$5,000.00	36,204	\$ 106,744,936.50
2. \$5,000.01 - \$10,000.00	29,769	\$ 223,807,800.00
3. \$10,000.01 - \$25,000.00	24,876	\$ 383,098,350.00
4. \$25,000.01 - \$100,000.00	4,231	\$ 150,414,228.38
5. \$100,000.01 - \$500,000.00	26	\$ 3,329,100.00
6. Over \$500,000.00	0	\$ -
<b>Total to Date</b>	<b>95,106</b>	<b>\$ 867,394,414.88</b>



**GCCF Program Statistics - Overall Summary**  
(as of November 24, 2010, 5:05 PM ET)

**Business Claims by Amount**  
(Claimants may have more than one Claim Type)

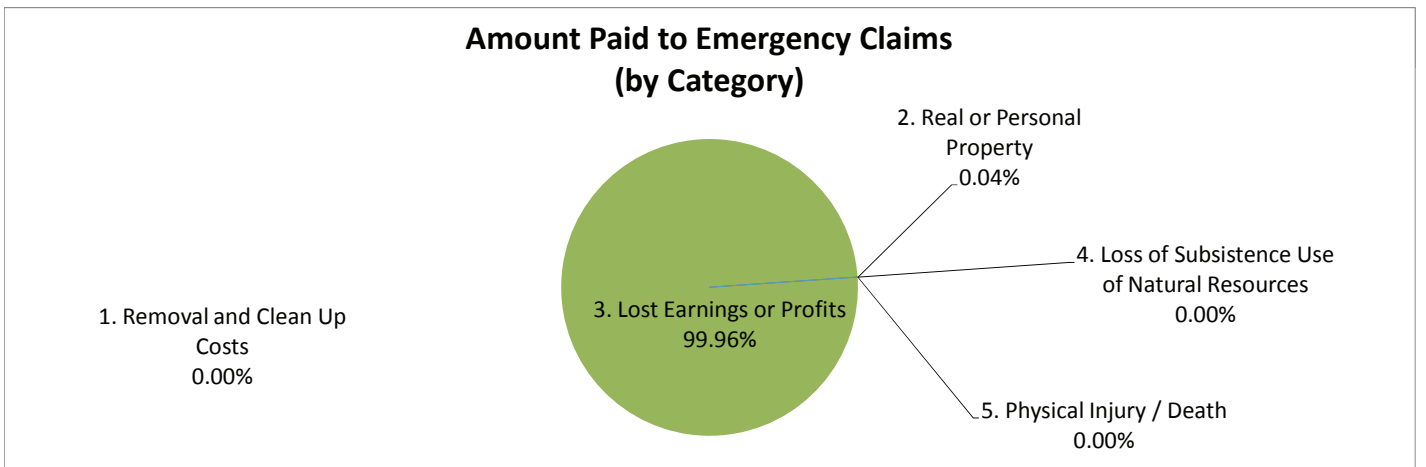
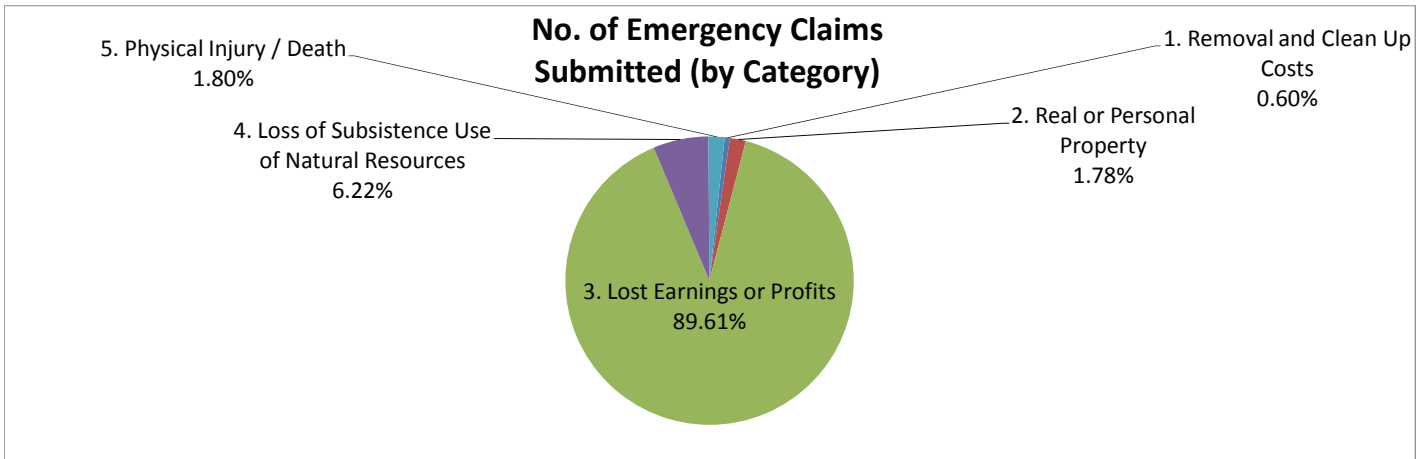
Claims by Amount	No. of Claims Paid	Amount Paid
1. \$0.01 - \$5,000.00	7,719	\$ 21,262,300.00
2. \$5,000.01 - \$10,000.00	6,100	\$ 45,816,400.00
3. \$10,000.01 - \$25,000.00	8,661	\$ 145,869,100.00
4. \$25,000.01 - \$100,000.00	9,295	\$ 471,809,400.00
5. \$100,000.01 - \$500,000.00	2,024	\$ 364,219,700.00
6. Over \$500,000.00	50	\$ 80,063,576.00
<b>Total to Date</b>	<b>33,849</b>	<b>\$ 1,129,040,476.00</b>



**GCCF Program Statistics - Overall Summary**  
(as of November 24, 2010, 5:05 PM ET)

**Emergency Advance Claim Counts by Category**  
(Claimants may have more than one Claim Type)

Claims for Emergency Advance Payment	Claims Submitted	No. of Claims Paid	Amount Paid
1. Removal and Clean Up Costs	2,873	0	\$ -
2. Real or Personal Property	8,583	96	\$ 755,463.38
3. Lost Earnings or Profits	432,372	128,836	\$ 1,995,652,091.00
4. Loss of Subsistence Use of Natural Resources	29,988	5	\$ 13,000.00
5. Physical Injury / Death	8,668	18	\$ 14,336.50
<b>Total to Date</b>	<b>482,484</b>	<b>128,955</b>	<b>\$ 1,996,434,890.88</b>




## GCCF Program Statistics - Overall Summary

(as of November 24, 2010, 5:05 PM ET)

### Final Payment Claim Counts by Category

(Claimants may have more than one Claim Type)

Claims Seeking Final Payment	Claims Submitted	No. of Claims Paid	Amount Paid
1. Removal and Clean Up Costs	501	0	\$ -
2. Real or Personal Property	1,961	0	\$ -
3. Lost Earnings or Profits	27,087	0	\$ -
4. Loss of Subsistence Use of Natural Resources	2,696	0	\$ -
5. Physical Injury / Death	680	0	\$ -
<b>Total to Date</b>	<b>32,925</b>	<b>0</b>	<b>\$ -</b>



### Amount Paid to Final Claims (by Category)

No data to chart yet

## GCCF Program Statistics - Overall Summary

(as of November 24, 2010, 5:05 PM ET)

### Claims by Category and Amount

*(Claimants may have more than one Claim Type)*

Claims by Category and Amount	No. of Claims Paid	Amount Paid
<b>1. Removal and Clean Up Costs</b>		
a. \$0.01 - \$5,000.00	0	\$ -
b. \$5,000.01 - \$10,000.00	0	\$ -
c. \$10,000.01 - \$25,000.00	0	\$ -
d. \$25,000.01 - \$100,000.00	0	\$ -
e. \$100,000.01 - \$500,000.00	0	\$ -
f. Over \$500,000.00	0	\$ -
<b>Sub-Total to Date</b>	<b>0</b>	<b>\$ -</b>
<b>2. Real or Personal Property</b>		
a. \$0.01 - \$5,000.00	62	\$ 125,000.00
b. \$5,000.01 - \$10,000.00	18	\$ 125,700.00
c. \$10,000.01 - \$25,000.00	10	\$ 164,200.00
d. \$25,000.01 - \$100,000.00	5	\$ 164,463.38
e. \$100,000.01 - \$500,000.00	1	\$ 176,100.00
f. Over \$500,000.00	0	\$ -
<b>Sub-Total to Date</b>	<b>96</b>	<b>\$ 755,463.38</b>
<b>3. Lost Earnings or Profits</b>		
a. \$0.01 - \$5,000.00	43,838	\$ 127,854,900.00
b. \$5,000.01 - \$10,000.00	35,851	\$ 269,498,500.00
c. \$10,000.01 - \$25,000.00	33,527	\$ 528,803,250.00
d. \$25,000.01 - \$100,000.00	13,521	\$ 622,059,165.00
e. \$100,000.01 - \$500,000.00	2,049	\$ 367,372,700.00
f. Over \$500,000.00	50	\$ 80,063,576.00
<b>Sub-Total to Date</b>	<b>128,836</b>	<b>\$ 1,995,652,091.00</b>

## GCCF Program Statistics - Overall Summary (as of November 24, 2010, 5:05 PM ET)

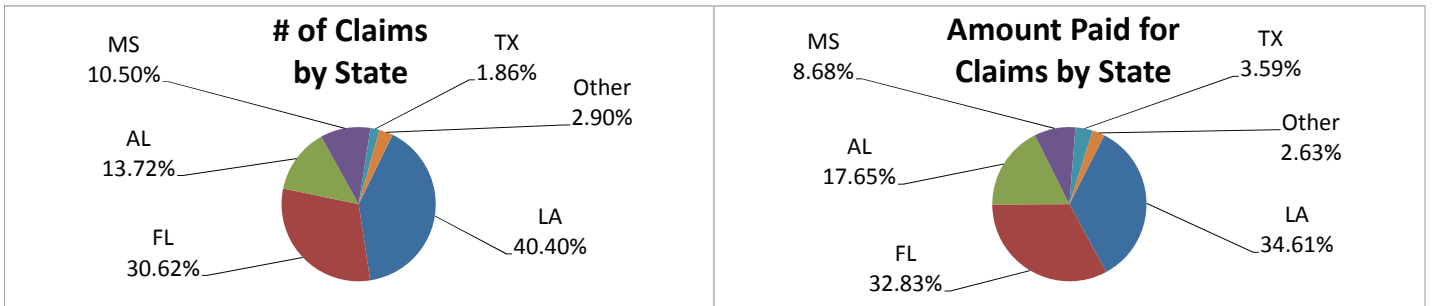
### Claims by Category and Amount (Claimants may have more than one Claim Type)

Claims by Category and Amount	No. of Claims Paid	Amount Paid
<b>4. Loss of Subsistence Use of Natural Resources</b>		
a. \$0.01 - \$5,000.00	5	\$ 13,000.00
b. \$5,000.01 - \$10,000.00	0	\$ -
c. \$10,000.01 - \$25,000.00	0	\$ -
d. \$25,000.01 - \$100,000.00	0	\$ -
e. \$100,000.01 - \$500,000.00	0	\$ -
f. Over \$500,000.00	0	\$ -
<b>Sub-Total to Date</b>	<b>5</b>	<b>\$ 13,000.00</b>
<b>5. Physical Injury / Death</b>		
a. \$0.01 - \$5,000.00	18	\$ 14,336.50
b. \$5,000.01 - \$10,000.00	0	\$ -
c. \$10,000.01 - \$25,000.00	0	\$ -
d. \$25,000.01 - \$100,000.00	0	\$ -
e. \$100,000.01 - \$500,000.00	0	\$ -
f. Over \$500,000.00	0	\$ -
<b>Sub-Total to Date</b>	<b>18</b>	<b>\$ 14,336.50</b>
<b>6. Other Claims</b>		
a. \$0.01 - \$5,000.00	0	\$ -
b. \$5,000.01 - \$10,000.00	0	\$ -
c. \$10,000.01 - \$25,000.00	0	\$ -
d. \$25,000.01 - \$100,000.00	0	\$ -
e. \$100,000.01 - \$500,000.00	0	\$ -
f. Over \$500,000.00	0	\$ -
<b>Sub-Total to Date</b>	<b>0</b>	<b>\$ -</b>
<b>Total to Date</b>	<b>128,955</b>	<b>\$ 1,996,434,890.88</b>

## GCCF Program Statistics - Overall Summary (as of November 24, 2010, 5:05 PM ET)

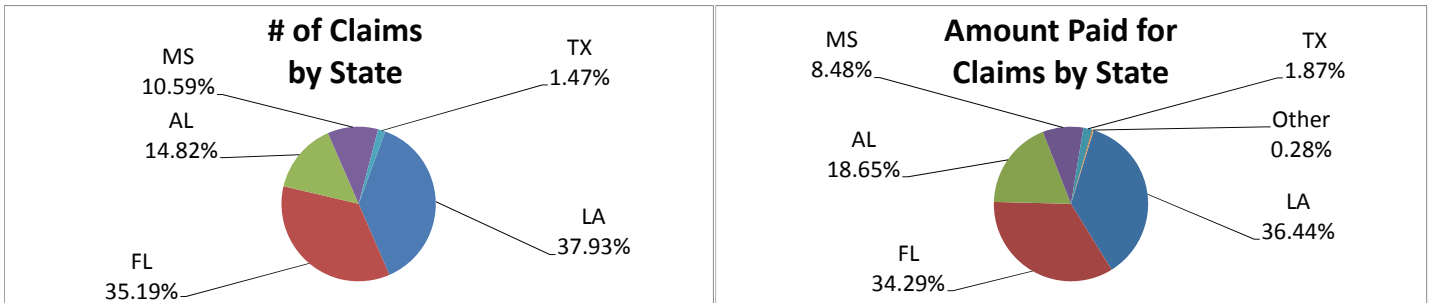
### Claims by State of Residence (Claimants may have more than one Claim Type)

Claim State of Residence	Claims Submitted	No. of Claims Paid	Amount Paid
Louisiana	208,236	45,647	\$ 691,017,150.00
Florida	157,822	44,379	\$ 655,500,976.00
Alabama	70,716	20,377	\$ 352,421,628.38
Mississippi	54,141	11,675	\$ 173,314,836.50
Texas	9,563	2,146	\$ 71,585,200.00
Others	14,931	4,731	\$ 52,595,100.00
<b>Total to Date</b>	<b>515,409</b>	<b>128,955</b>	<b>\$ 1,996,434,890.88</b>



### Claims by State of Loss (Claimants may have more than one Claim Type)

Claim State of Loss	Claims Submitted	No. of Claims Paid	Amount Paid
Louisiana	105,349	46,216	\$ 727,502,715.00
Florida	97,738	47,739	\$ 684,478,176.00
Alabama	41,155	21,983	\$ 372,372,900.00
Mississippi	29,408	11,252	\$ 169,214,900.00
Texas	4,082	1,471	\$ 37,292,700.00
Other State / Pending Location Verification		294	\$ 5,573,499.88
<b>Total to Date</b>		<b>128,955</b>	<b>\$ 1,996,434,890.88</b>

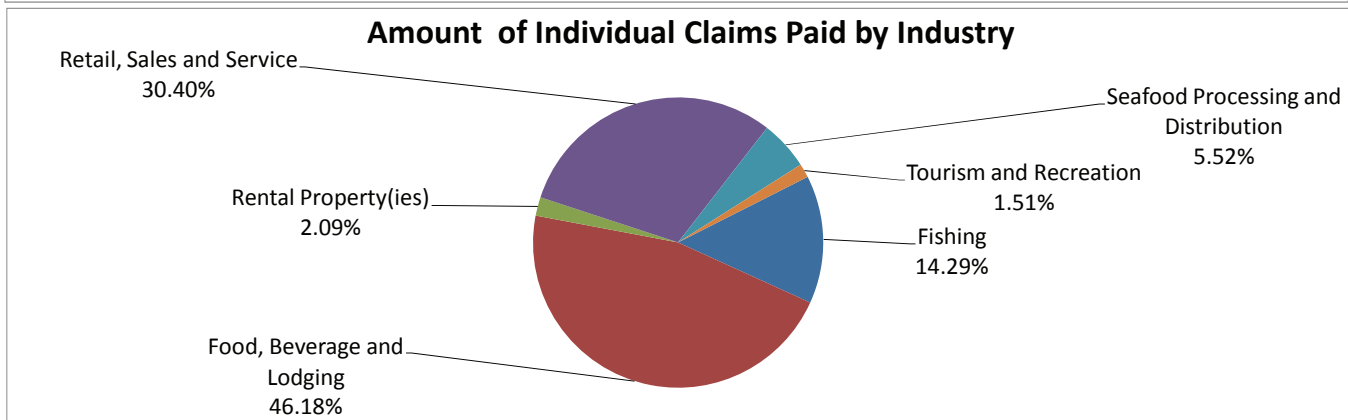
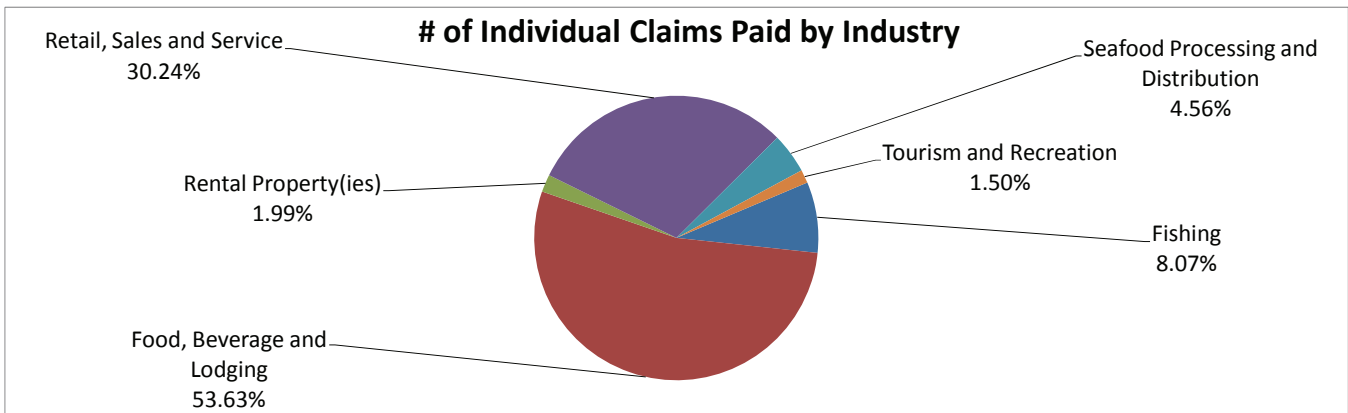




**GCCF Program Statistics - Overall Summary**  
 (as of November 24, 2010, 5:05 PM ET)

**Individual Lost Earnings or Profits Claims Paid by Industry**  
 (Claimants may have more than one Claim Type)

Claims by Amount	No. of Claims Paid	Amount Paid
Fishing	7,672	\$ 123,945,600.00
Food, Beverage and Lodging	50,960	\$ 400,442,000.00
Rental Property(ies)	1,895	\$ 18,119,900.00
Retail, Sales and Service	28,731	\$ 263,627,100.00
Seafood Processing and Distribution	4,335	\$ 47,824,115.00
Tourism and Recreation	1,426	\$ 13,131,800.00
<b>Total to Date</b>	<b>95,019</b>	<b>\$ 867,090,515.00</b>

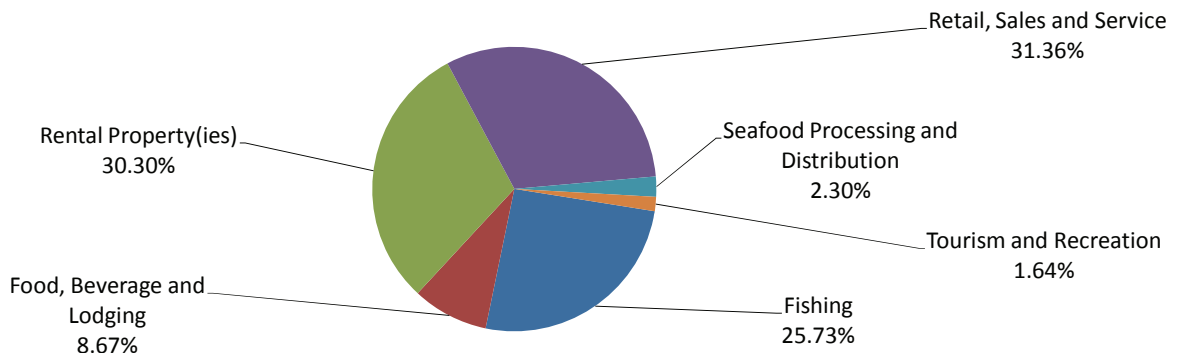


**GCCF Program Statistics - Overall Summary**  
 (as of November 24, 2010, 5:05 PM ET)

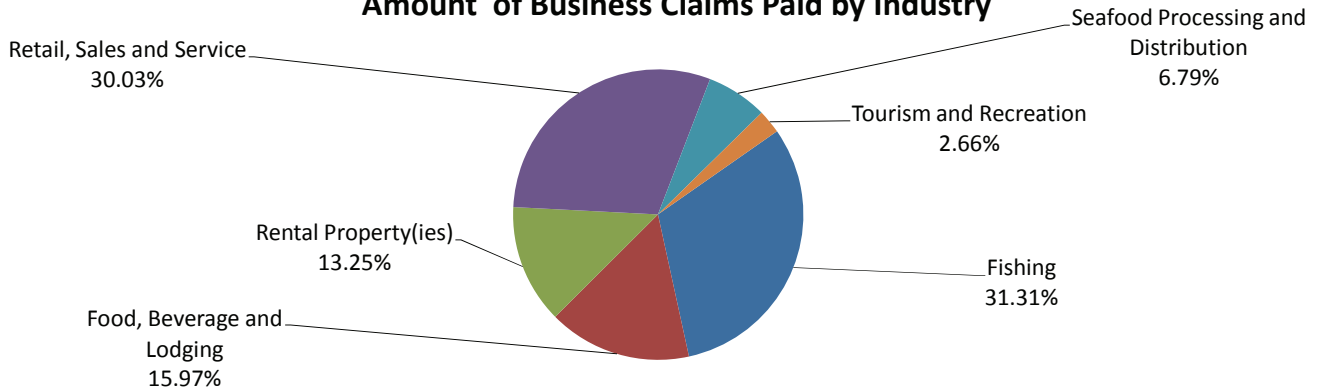
**Business Lost Earnings or Profits Claims Paid by Industry**  
 (Claimants may have more than one Claim Type)

Claims by Amount	No. of Claims Paid	Amount Paid
Fishing	8,702	\$ 353,392,100.00
Food, Beverage and Lodging	2,931	\$ 180,234,300.00
Rental Property(ies)	10,248	\$ 149,528,976.00
Retail, Sales and Service	10,606	\$ 338,858,000.00
Seafood Processing and Distribution	777	\$ 76,584,600.00
Tourism and Recreation	553	\$ 29,963,600.00
<b>Total to Date</b>	<b>33,817</b>	<b>\$ 1,128,561,576.00</b>


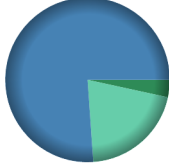



**# of Business Claims Paid by Industry**



**Amount of Business Claims Paid by Industry**


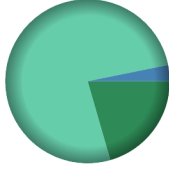





## GCCF Program Statistics - Overall Summary (as of November 24, 2010, 5:05 PM ET)

County Name	Residents	Claimant Type	Claims Paid	Amount Paid	Payments in County
<b>Autauga (Alabama)</b>	<b>54</b>	<u>Claimant Type</u>	<u>Claims Paid</u>	<u>Amount Paid</u>	<b>Payments in County</b>  <ul style="list-style-type: none"> <li><span style="color: green;">■</span> Resident</li> <li><span style="color: lightgreen;">■</span> Both</li> </ul>
		Resident of County	13	\$112,400.00	
		Resident and Loss in County	1	\$2,300.00	
		<b>Totals:</b>	<b>14</b>	<b>\$114,700.00</b>	
<b>Baldwin (Alabama)</b>	<b>26,303</b>	<u>Claimant Type</u>	<u>Claims Paid</u>	<u>Amount Paid</u>	<b>Payments in County</b>  <ul style="list-style-type: none"> <li><span style="color: green;">■</span> Resident</li> <li><span style="color: lightgreen;">■</span> Loss</li> <li><span style="color: blue;">■</span> Both</li> </ul>
		Resident of County	559	\$8,548,463.38	
		Resident and Loss in County	9,368	\$191,092,000.00	
		Claim Loss in County	4,306	\$51,454,700.00	
<b>Totals:</b>	<b>14,233</b>	<b>\$251,095,163.38</b>			
<b>Barbour (Alabama)</b>	<b>21</b>	<u>Claimant Type</u>	<u>Claims Paid</u>	<u>Amount Paid</u>	<b>Payments in County</b>  <ul style="list-style-type: none"> <li><span style="color: green;">■</span> Resident</li> <li><span style="color: lightgreen;">■</span> Both</li> </ul>
		Resident of County	2	\$25,600.00	
		Resident and Loss in County	2	\$91,300.00	
		<b>Totals:</b>	<b>4</b>	<b>\$116,900.00</b>	
<b>Bibb (Alabama)</b>	<b>11</b>	<u>Claimant Type</u>	<u>Claims Paid</u>	<u>Amount Paid</u>	<b>Payments in County</b>  <ul style="list-style-type: none"> <li><span style="color: green;">■</span> Resident</li> </ul>
		Resident of County	6	\$26,700.00	
		<b>Totals:</b>	<b>6</b>	<b>\$26,700.00</b>	
<b>Blount (Alabama)</b>	<b>12</b>	<u>Claimant Type</u>	<u>Claims Paid</u>	<u>Amount Paid</u>	<b>Payments in County</b>  <ul style="list-style-type: none"> <li><span style="color: green;">■</span> Resident</li> </ul>
		Resident of County	3	\$14,200.00	
		<b>Totals:</b>	<b>3</b>	<b>\$14,200.00</b>	


## GCCF Program Statistics - Overall Summary

(as of November 24, 2010, 5:05 PM ET)

County (Alabama)	Total Claims	Claimant Type	Claims Paid	Amount Paid	Payments in County
<b>Bullock (Alabama)</b>	<b>7</b>	<u>Claimant Type</u>	<u>Claims Paid</u>	<u>Amount Paid</u>	<b>Payments in County</b>  <ul style="list-style-type: none"> <li>Resident</li> </ul>
		Resident of County	2	\$19,700.00	
		<b>Totals:</b>	<b>2</b>	<b>\$19,700.00</b>	
<b>Butler (Alabama)</b>	<b>39</b>	<u>Claimant Type</u>	<u>Claims Paid</u>	<u>Amount Paid</u>	<b>Payments in County</b>  <ul style="list-style-type: none"> <li>Resident</li> <li>Loss</li> <li>Both</li> </ul>
		Resident of County	4	\$34,800.00	
		Resident and Loss in County	1	\$5,400.00	
		Claim Loss in County	2	\$129,200.00	
<b>Totals:</b>	<b>7</b>	<b>\$169,400.00</b>			
<b>Calhoun (Alabama)</b>	<b>104</b>	<u>Claimant Type</u>	<u>Claims Paid</u>	<u>Amount Paid</u>	<b>Payments in County</b>  <ul style="list-style-type: none"> <li>Resident</li> </ul>
		Resident of County	22	\$224,500.00	
		<b>Totals:</b>	<b>22</b>	<b>\$224,500.00</b>	
<b>Chambers (Alabama)</b>	<b>10</b>	<u>Claimant Type</u>	<u>Claims Paid</u>	<u>Amount Paid</u>	<b>Payments in County</b>  <ul style="list-style-type: none"> <li>Resident</li> </ul>
		Resident of County	2	\$27,000.00	
		<b>Totals:</b>	<b>2</b>	<b>\$27,000.00</b>	
<b>Cherokee (Alabama)</b>	<b>12</b>	<u>Claimant Type</u>	<u>Claims Paid</u>	<u>Amount Paid</u>	<b>Payments in County</b>  <ul style="list-style-type: none"> <li>Resident</li> </ul>
		Resident of County	5	\$43,100.00	
		<b>Totals:</b>	<b>5</b>	<b>\$43,100.00</b>	

## GCCF Program Statistics - Overall Summary

(as of November 24, 2010, 5:05 PM ET)

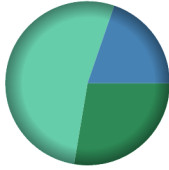




County (Alabama)	Total Claims	Claimant Type	Claims Paid	Amount Paid	Payments in County
<b>Chilton (Alabama)</b>	<b>23</b>	<u>Claimant Type</u>	<u>Claims Paid</u>	<u>Amount Paid</u>	<b>Payments in County</b>  <ul style="list-style-type: none"> <li><span style="color: green;">■</span> Resident</li> <li><span style="color: lightgreen;">■</span> Both</li> </ul>
		Resident of County	4	\$38,300.00	
		Resident and Loss in County	2	\$79,900.00	
		<b>Totals:</b>	<b>6</b>	<b>\$118,200.00</b>	
<b>Choctaw (Alabama)</b>	<b>37</b>	<u>Claimant Type</u>	<u>Claims Paid</u>	<u>Amount Paid</u>	<b>Payments in County</b>  <ul style="list-style-type: none"> <li><span style="color: green;">■</span> Resident</li> <li><span style="color: lightgreen;">■</span> Both</li> </ul>
		Resident of County	2	\$11,000.00	
		Resident and Loss in County	1	\$68,400.00	
		<b>Totals:</b>	<b>3</b>	<b>\$79,400.00</b>	
<b>Clarke (Alabama)</b>	<b>239</b>	<u>Claimant Type</u>	<u>Claims Paid</u>	<u>Amount Paid</u>	<b>Payments in County</b>  <ul style="list-style-type: none"> <li><span style="color: green;">■</span> Resident</li> <li><span style="color: lightgreen;">■</span> Loss</li> <li><span style="color: blue;">■</span> Both</li> </ul>
		Resident of County	30	\$293,500.00	
		Resident and Loss in County	4	\$40,400.00	
		Claim Loss in County	4	\$50,100.00	
<b>Totals:</b>	<b>38</b>	<b>\$384,000.00</b>			
<b>Clay (Alabama)</b>	<b>8</b>	<u>Claimant Type</u>	<u>Claims Paid</u>	<u>Amount Paid</u>	<b>Payments in County</b>  <ul style="list-style-type: none"> <li><span style="color: green;">■</span> Resident</li> </ul>
		Resident of County	4	\$55,200.00	
		<b>Totals:</b>	<b>4</b>	<b>\$55,200.00</b>	
<b>Cleburne (Alabama)</b>	<b>4</b>	<u>Claimant Type</u>	<u>Claims Paid</u>	<u>Amount Paid</u>	<b>Payments in County</b>  <ul style="list-style-type: none"> <li><span style="color: green;">■</span> Resident</li> </ul>
		Resident of County	1	\$3,000.00	
		<b>Totals:</b>	<b>1</b>	<b>\$3,000.00</b>	

## GCCF Program Statistics - Overall Summary

(as of November 24, 2010, 5:05 PM ET)

County (Alabama)	Total Claims	Claimant Type	Claims Paid	Amount Paid	Payments in County
Coffee	55				 <ul style="list-style-type: none"> <li>Resident</li> <li>Both</li> </ul>
		Resident of County	12	\$144,400.00	
		Resident and Loss in County	1	\$3,000.00	
		<b>Totals:</b>	<b>13</b>	<b>\$147,400.00</b>	
Colbert	43				 <ul style="list-style-type: none"> <li>Resident</li> </ul>
		Resident of County	25	\$248,100.00	
		<b>Totals:</b>	<b>25</b>	<b>\$248,100.00</b>	
Conecuh	32				 <ul style="list-style-type: none"> <li>Resident</li> </ul>
		Resident of County	5	\$51,700.00	
		<b>Totals:</b>	<b>5</b>	<b>\$51,700.00</b>	
Coosa	6				 <ul style="list-style-type: none"> <li>Resident</li> <li>Both</li> </ul>
		Resident of County	4	\$42,700.00	
		Resident and Loss in County	1	\$150,000.00	
		<b>Totals:</b>	<b>5</b>	<b>\$192,700.00</b>	
Covington	129				 <ul style="list-style-type: none"> <li>Resident</li> <li>Loss</li> <li>Both</li> </ul>
		Resident of County	31	\$595,800.00	
		Resident and Loss in County	3	\$97,800.00	
		Claim Loss in County	2	\$109,500.00	
		<b>Totals:</b>	<b>36</b>	<b>\$803,100.00</b>	

## GCCF Program Statistics - Overall Summary (as of November 24, 2010, 5:05 PM ET)

County (Alabama)	Total Claims	Claimant Type	Claims Paid	Amount Paid	Payments in County
<b>Crenshaw (Alabama)</b>	<b>28</b>	<u>Claimant Type</u>	<u>Claims Paid</u>	<u>Amount Paid</u>	 <ul style="list-style-type: none"> <li><span style="color: green;">■</span> Resident</li> <li><span style="color: lightgreen;">■</span> Loss</li> <li><span style="color: blue;">■</span> Both</li> </ul>
		Resident of County	1	\$2,100.00	
		Resident and Loss in County	1	\$1,500.00	
		Claim Loss in County	1	\$4,000.00	
<b>Totals:</b>	<b>3</b>	<b>\$7,600.00</b>			
<b>Cullman (Alabama)</b>	<b>60</b>	<u>Claimant Type</u>	<u>Claims Paid</u>	<u>Amount Paid</u>	 <ul style="list-style-type: none"> <li><span style="color: green;">■</span> Resident</li> </ul>
		Resident of County	37	\$354,400.00	
		<b>Totals:</b>	<b>37</b>	<b>\$354,400.00</b>	
<b>Dale (Alabama)</b>	<b>50</b>	<u>Claimant Type</u>	<u>Claims Paid</u>	<u>Amount Paid</u>	 <ul style="list-style-type: none"> <li><span style="color: green;">■</span> Resident</li> <li><span style="color: lightgreen;">■</span> Both</li> </ul>
		Resident of County	10	\$81,600.00	
		Resident and Loss in County	1	\$37,600.00	
		<b>Totals:</b>	<b>11</b>	<b>\$119,200.00</b>	
<b>Dallas (Alabama)</b>	<b>59</b>	<u>Claimant Type</u>	<u>Claims Paid</u>	<u>Amount Paid</u>	 <ul style="list-style-type: none"> <li><span style="color: green;">■</span> Resident</li> <li><span style="color: lightgreen;">■</span> Both</li> </ul>
		Resident of County	10	\$108,600.00	
		Resident and Loss in County	1	\$15,000.00	
		<b>Totals:</b>	<b>11</b>	<b>\$123,600.00</b>	
<b>Dekalb (Alabama)</b>	<b>23</b>	<u>Claimant Type</u>	<u>Claims Paid</u>	<u>Amount Paid</u>	 <ul style="list-style-type: none"> <li><span style="color: green;">■</span> Resident</li> <li><span style="color: lightgreen;">■</span> Loss</li> </ul>
		Resident of County	14	\$144,100.00	
		Claim Loss in County	1	\$10,800.00	
		<b>Totals:</b>	<b>15</b>	<b>\$154,900.00</b>	

## GCCF Program Statistics - Overall Summary (as of November 24, 2010, 5:05 PM ET)

County (Alabama)	Total Claims	Claimant Type	Claims Paid	Amount Paid	Payments in County
<b>Elmore (Alabama)</b>	<b>68</b>	<u>Claimant Type</u>	<u>Claims Paid</u>	<u>Amount Paid</u>	<b>Payments in County</b> 
		Resident of County	22	\$235,300.00	
		Resident and Loss in County	1	\$19,200.00	
		<b>Totals:</b>	<b>23</b>	<b>\$254,500.00</b>	
<b>Escambia (Alabama)</b>	<b>379</b>	<u>Claimant Type</u>	<u>Claims Paid</u>	<u>Amount Paid</u>	<b>Payments in County</b> 
		Resident of County	56	\$748,700.00	
		Resident and Loss in County	14	\$138,200.00	
		Claim Loss in County	8	\$140,500.00	
<b>Totals:</b>	<b>78</b>	<b>\$1,027,400.00</b>			
<b>Etowah (Alabama)</b>	<b>79</b>	<u>Claimant Type</u>	<u>Claims Paid</u>	<u>Amount Paid</u>	<b>Payments in County</b> 
		Resident of County	32	\$482,200.00	
		<b>Totals:</b>	<b>32</b>	<b>\$482,200.00</b>	
<b>Fayette (Alabama)</b>	<b>16</b>	<u>Claimant Type</u>	<u>Claims Paid</u>	<u>Amount Paid</u>	<b>Payments in County</b> 
		Resident of County	12	\$76,100.00	
		<b>Totals:</b>	<b>12</b>	<b>\$76,100.00</b>	
<b>Franklin (Alabama)</b>	<b>11</b>	<u>Claimant Type</u>	<u>Claims Paid</u>	<u>Amount Paid</u>	<b>Payments in County</b> 
		Resident of County	7	\$65,900.00	
		<b>Totals:</b>	<b>7</b>	<b>\$65,900.00</b>	

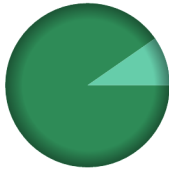





## GCCF Program Statistics - Overall Summary (as of November 24, 2010, 5:05 PM ET)






County (Alabama)	Total	Claimant Type	Claims Paid	Amount Paid	Payments in County
Geneva (Alabama)	80	<u>Claimant Type</u>	<u>Claims Paid</u>	<u>Amount Paid</u>	Payments in County  <ul style="list-style-type: none"> <li>Resident</li> </ul>
		Resident of County	17	\$150,800.00	
		<b>Totals:</b>	<b>17</b>	<b>\$150,800.00</b>	
Greene (Alabama)	6	<u>Claimant Type</u>	<u>Claims Paid</u>	<u>Amount Paid</u>	Payments in County  <ul style="list-style-type: none"> <li>Resident</li> </ul>
		Resident of County	5	\$30,900.00	
		<b>Totals:</b>	<b>5</b>	<b>\$30,900.00</b>	
Hale (Alabama)	17	<u>Claimant Type</u>	<u>Claims Paid</u>	<u>Amount Paid</u>	Payments in County  <ul style="list-style-type: none"> <li>Resident</li> <li>Both</li> </ul>
		Resident of County	8	\$147,900.00	
		Resident and Loss in County	1	\$100,000.00	
<b>Totals:</b>	<b>9</b>	<b>\$247,900.00</b>			
Henry (Alabama)	18	<u>Claimant Type</u>	<u>Claims Paid</u>	<u>Amount Paid</u>	Payments in County  <ul style="list-style-type: none"> <li>Resident</li> </ul>
		Resident of County	3	\$15,600.00	
		<b>Totals:</b>	<b>3</b>	<b>\$15,600.00</b>	
Houston (Alabama)	207	<u>Claimant Type</u>	<u>Claims Paid</u>	<u>Amount Paid</u>	Payments in County  <ul style="list-style-type: none"> <li>Resident</li> <li>Loss</li> <li>Both</li> </ul>
		Resident of County	37	\$259,100.00	
		Resident and Loss in County	3	\$205,900.00	
		Claim Loss in County	1	\$6,000.00	
<b>Totals:</b>	<b>41</b>	<b>\$471,000.00</b>			

## GCCF Program Statistics - Overall Summary

(as of November 24, 2010, 5:05 PM ET)


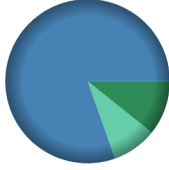

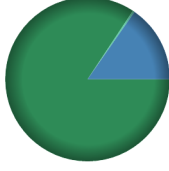
County (Alabama)	Total Claims	Claimant Type	Claims Paid	Amount Paid	Payments in County
Jackson	22	<u>Claimant Type</u>	<u>Claims Paid</u>	<u>Amount Paid</u>	
		Resident of County	11	\$135,400.00	
		Claim Loss in County	1	\$14,500.00	
		<b>Totals:</b>	<b>12</b>	<b>\$149,900.00</b>	
Jefferson	810	<u>Claimant Type</u>	<u>Claims Paid</u>	<u>Amount Paid</u>	
		Resident of County	349	\$3,928,200.00	
		Resident and Loss in County	7	\$110,000.00	
		Claim Loss in County	4	\$59,700.00	
<b>Totals:</b>	<b>360</b>	<b>\$4,097,900.00</b>			
Lamar	1	<u>Claimant Type</u>	<u>Claims Paid</u>	<u>Amount Paid</u>	
		Resident of County	1	\$1,000.00	
<b>Totals:</b>	<b>1</b>	<b>\$1,000.00</b>			
Lauderdale	50	<u>Claimant Type</u>	<u>Claims Paid</u>	<u>Amount Paid</u>	
		Resident of County	20	\$177,100.00	
<b>Totals:</b>	<b>20</b>	<b>\$177,100.00</b>			
Lawrence	7	<u>Claimant Type</u>	<u>Claims Paid</u>	<u>Amount Paid</u>	
		Resident of County	2	\$21,200.00	
		Claim Loss in County	1	\$1,400.00	
<b>Totals:</b>	<b>3</b>	<b>\$22,600.00</b>			

## GCCF Program Statistics - Overall Summary (as of November 24, 2010, 5:05 PM ET)

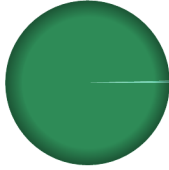




County (Alabama)	Total Claims	Claimant Type	Claims Paid	Amount Paid	Payments in County
Lee (Alabama)	126				 <ul style="list-style-type: none"> <li>Resident</li> </ul>
		Resident of County	43	\$398,800.00	
		<b>Totals:</b>	<b>43</b>	<b>\$398,800.00</b>	
Limestone (Alabama)	48				 <ul style="list-style-type: none"> <li>Resident</li> </ul>
		Resident of County	30	\$439,200.00	
		<b>Totals:</b>	<b>30</b>	<b>\$439,200.00</b>	
Macon (Alabama)	7				 <ul style="list-style-type: none"> <li>Resident</li> </ul>
		Resident of County	2	\$7,500.00	
		<b>Totals:</b>	<b>2</b>	<b>\$7,500.00</b>	
Madison (Alabama)	317				 <ul style="list-style-type: none"> <li>Resident</li> <li>Loss</li> <li>Both</li> </ul>
		Resident of County	146	\$1,688,500.00	
		Resident and Loss in County	5	\$56,600.00	
		Claim Loss in County	2	\$6,100.00	
<b>Totals:</b>	<b>153</b>	<b>\$1,751,200.00</b>			
Marengo (Alabama)	31				 <ul style="list-style-type: none"> <li>Resident</li> </ul>
		Resident of County	12	\$87,200.00	
		<b>Totals:</b>	<b>12</b>	<b>\$87,200.00</b>	

## GCCF Program Statistics - Overall Summary

(as of November 24, 2010, 5:05 PM ET)

County (Alabama)	Total Claims	Claimant Type	Claims Paid	Amount Paid	Payments in County
<b>Marion (Alabama)</b>	<b>8</b>	<u>Claimant Type</u>	<u>Claims Paid</u>	<u>Amount Paid</u>	<b>Payments in County</b>  <ul style="list-style-type: none"> <li>Resident</li> </ul>
		Resident of County	1	\$1,200.00	
		<b>Totals:</b>	<b>1</b>	<b>\$1,200.00</b>	
		<b>Marshall (Alabama)</b>	<b>60</b>	<u>Claimant Type</u>	
Resident of County	30			\$393,900.00	
Resident and Loss in County	1			\$37,200.00	
<b>Totals:</b>	<b>31</b>			<b>\$431,100.00</b>	
<b>Mobile (Alabama)</b>	<b>36,228</b>	<u>Claimant Type</u>	<u>Claims Paid</u>	<u>Amount Paid</u>	<b>Payments in County</b>  <ul style="list-style-type: none"> <li>Resident</li> <li>Loss</li> <li>Both</li> </ul>
		Resident of County	1,155	\$15,318,065.00	
		Resident and Loss in County	7,461	\$114,519,800.00	
		Claim Loss in County	725	\$12,562,200.00	
<b>Totals:</b>	<b>9,341</b>	<b>\$142,400,065.00</b>			
<b>Monroe (Alabama)</b>	<b>126</b>	<u>Claimant Type</u>	<u>Claims Paid</u>	<u>Amount Paid</u>	<b>Payments in County</b>  <ul style="list-style-type: none"> <li>Resident</li> <li>Both</li> </ul>
		Resident of County	39	\$625,000.00	
		Resident and Loss in County	11	\$145,400.00	
		<b>Totals:</b>	<b>50</b>	<b>\$770,400.00</b>	
<b>Montgomery (Alabama)</b>	<b>340</b>	<u>Claimant Type</u>	<u>Claims Paid</u>	<u>Amount Paid</u>	<b>Payments in County</b>  <ul style="list-style-type: none"> <li>Resident</li> <li>Loss</li> <li>Both</li> </ul>
		Resident of County	106	\$1,969,100.00	
		Resident and Loss in County	9	\$358,100.00	
		Claim Loss in County	2	\$8,600.00	
<b>Totals:</b>	<b>117</b>	<b>\$2,335,800.00</b>			

## GCCF Program Statistics - Overall Summary (as of November 24, 2010, 5:05 PM ET)



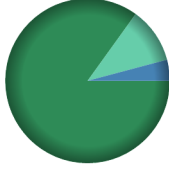
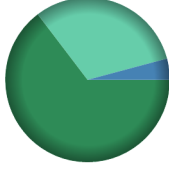
<b>Morgan (Alabama)</b>	<b>96</b>	<u>Claimant Type</u>	<u>Claims Paid</u>	<u>Amount Paid</u>	<b>Payments in County</b>  Resident Both
		Resident of County	54	\$578,300.00	
		Resident and Loss in County	1	\$2,400.00	
		<b>Totals:</b>	<b>55</b>	<b>\$580,700.00</b>	
<b>Perry (Alabama)</b>	<b>4</b>	<u>Claimant Type</u>	<u>Claims Paid</u>	<u>Amount Paid</u>	<b>Payments in County</b>  Loss
		Claim Loss in County	1	\$35,000.00	
		<b>Totals:</b>	<b>1</b>	<b>\$35,000.00</b>	
<b>Pickens (Alabama)</b>	<b>13</b>	<u>Claimant Type</u>	<u>Claims Paid</u>	<u>Amount Paid</u>	<b>Payments in County</b>  Resident
		Resident of County	5	\$74,500.00	
		<b>Totals:</b>	<b>5</b>	<b>\$74,500.00</b>	
<b>Pike (Alabama)</b>	<b>46</b>	<u>Claimant Type</u>	<u>Claims Paid</u>	<u>Amount Paid</u>	<b>Payments in County</b>  Resident
		Resident of County	8	\$53,000.00	
		<b>Totals:</b>	<b>8</b>	<b>\$53,000.00</b>	
<b>Randolph (Alabama)</b>	<b>7</b>	<u>Claimant Type</u>	<u>Claims Paid</u>	<u>Amount Paid</u>	<b>Payments in County</b>  Resident
		Resident of County	4	\$50,300.00	
		<b>Totals:</b>	<b>4</b>	<b>\$50,300.00</b>	

## GCCF Program Statistics - Overall Summary

(as of November 24, 2010, 5:05 PM ET)

County (Alabama)	Total Claims	Claimant Type	Claims Paid	Amount Paid	Payments in County
<b>Russell (Alabama)</b>	<b>28</b>	<u>Claimant Type</u>	<u>Claims Paid</u>	<u>Amount Paid</u>	<b>Payments in County</b>  Resident
		Resident of County	5	\$43,600.00	
		<b>Totals:</b>	<b>5</b>	<b>\$43,600.00</b>	
		<b>Shelby (Alabama)</b>	<b>293</b>	<u>Claimant Type</u>	
Resident of County	143			\$1,575,500.00	
Resident and Loss in County	2			\$23,500.00	
Claim Loss in County	1			\$28,800.00	
<b>Totals:</b>	<b>146</b>	<b>\$1,627,800.00</b>			
<b>St. Clair (Alabama)</b>	<b>47</b>	<u>Claimant Type</u>	<u>Claims Paid</u>	<u>Amount Paid</u>	<b>Payments in County</b>  Resident Both
		Resident of County	24	\$336,000.00	
		Resident and Loss in County	1	\$32,700.00	
		<b>Totals:</b>	<b>25</b>	<b>\$368,700.00</b>	
<b>Sumter (Alabama)</b>	<b>10</b>	<u>Claimant Type</u>	<u>Claims Paid</u>	<u>Amount Paid</u>	<b>Payments in County</b>  Resident
		Resident of County	1	\$46,200.00	
		<b>Totals:</b>	<b>1</b>	<b>\$46,200.00</b>	
<b>Talladega (Alabama)</b>	<b>65</b>	<u>Claimant Type</u>	<u>Claims Paid</u>	<u>Amount Paid</u>	<b>Payments in County</b>  Resident
		Resident of County	24	\$146,000.00	
		<b>Totals:</b>	<b>24</b>	<b>\$146,000.00</b>	

## GCCF Program Statistics - Overall Summary (as of November 24, 2010, 5:05 PM ET)

County (Alabama)	Total Claims	Claimant Type	Claims Paid	Amount Paid	Payments in County	
<b>Tallapoosa (Alabama)</b>	<b>34</b>	<u>Claimant Type</u>	<u>Claims Paid</u>	<u>Amount Paid</u>	<b>Payments in County</b> 	
		Resident of County	10	\$68,900.00		Resident
		<b>Totals:</b>	<b>10</b>	<b>\$68,900.00</b>		
		<b>Tuscaloosa (Alabama)</b>	<b>286</b>	<u>Claimant Type</u>		<u>Claims Paid</u>
Resident of County	132			\$1,201,000.00	Resident	
Resident and Loss in County	3			\$36,000.00	Loss	
Claim Loss in County	2			\$49,000.00	Both	
<b>Totals:</b>	<b>137</b>	<b>\$1,286,000.00</b>				
<b>Unknown (Alabama)</b>	<b>135</b>	<u>Claimant Type</u>	<u>Claims Paid</u>	<u>Amount Paid</u>	<b>Payments in County</b> 	
		Resident of County	45	\$1,214,500.00		Resident
		<b>Totals:</b>	<b>45</b>	<b>\$1,214,500.00</b>		
<b>Walker (Alabama)</b>	<b>40</b>	<u>Claimant Type</u>	<u>Claims Paid</u>	<u>Amount Paid</u>	<b>Payments in County</b> 	
		Resident of County	18	\$217,700.00		Resident
		Resident and Loss in County	1	\$10,600.00		Loss
		Claim Loss in County	2	\$28,000.00		Both
<b>Totals:</b>	<b>21</b>	<b>\$256,300.00</b>				
<b>Washington (Alabama)</b>	<b>283</b>	<u>Claimant Type</u>	<u>Claims Paid</u>	<u>Amount Paid</u>	<b>Payments in County</b> 	
		Resident of County	21	\$233,300.00		Resident
		Resident and Loss in County	1	\$15,000.00		Loss
		Claim Loss in County	5	\$112,600.00		Both
<b>Totals:</b>	<b>27</b>	<b>\$360,900.00</b>				

## GCCF Program Statistics - Overall Summary (as of November 24, 2010, 5:05 PM ET)

County	Total Claims	Claimant Type	Claims Paid	Amount Paid	Payments in County
<b>Wilcox (Alabama)</b>	<b>74</b>	<u>Claimant Type</u>	<u>Claims Paid</u>	<u>Amount Paid</u>	<ul style="list-style-type: none"> <li>Resident</li> <li>Both</li> </ul>
		Resident of County	11	\$172,600.00	
		Resident and Loss in County	3	\$67,000.00	
		<b>Totals:</b>	<b>14</b>	<b>\$239,600.00</b>	
<b>Winston (Alabama)</b>	<b>15</b>	<u>Claimant Type</u>	<u>Claims Paid</u>	<u>Amount Paid</u>	<ul style="list-style-type: none"> <li>Resident</li> </ul>
		Resident of County	6	\$193,200.00	
		<b>Totals:</b>	<b>6</b>	<b>\$193,200.00</b>	
		<b>Aachua (Florida)</b>	<b>115</b>	<u>Claimant Type</u>	
Resident of County	22			\$164,100.00	
Resident and Loss in County	5			\$145,600.00	
Claim Loss in County	1			\$12,000.00	
<b>Totals:</b>	<b>28</b>			<b>\$321,700.00</b>	
<b>Bay (Florida)</b>	<b>34,624</b>	<u>Claimant Type</u>	<u>Claims Paid</u>	<u>Amount Paid</u>	<ul style="list-style-type: none"> <li>Resident</li> <li>Loss</li> <li>Both</li> </ul>
		Resident of County	644	\$7,544,300.00	
		Resident and Loss in County	11,013	\$144,418,376.00	
		Claim Loss in County	1,788	\$17,525,900.00	
		<b>Totals:</b>	<b>13,445</b>	<b>\$169,488,576.00</b>	
<b>Brevard (Florida)</b>	<b>196</b>	<u>Claimant Type</u>	<u>Claims Paid</u>	<u>Amount Paid</u>	<ul style="list-style-type: none"> <li>Resident</li> <li>Loss</li> <li>Both</li> </ul>
		Resident of County	13	\$254,100.00	
		Resident and Loss in County	8	\$284,600.00	
		Claim Loss in County	2	\$30,300.00	
		<b>Totals:</b>	<b>23</b>	<b>\$569,000.00</b>	



## GCCF Program Statistics - Overall Summary (as of November 24, 2010, 5:05 PM ET)

County (Florida)	Total Claims	Claimant Type	Claims Paid	Amount Paid	Payments in County
<b>Broward (Florida)</b>	<b>1,164</b>	<u>Claimant Type</u>	<u>Claims Paid</u>	<u>Amount Paid</u>	
		Resident of County	28	\$964,600.00	
		Resident and Loss in County	9	\$1,522,300.00	
		Claim Loss in County	13	\$298,900.00	
		<b>Totals:</b>	<b>50</b>	<b>\$2,785,800.00</b>	
<b>Calhoun (Florida)</b>	<b>195</b>	<u>Claimant Type</u>	<u>Claims Paid</u>	<u>Amount Paid</u>	
		Resident of County	27	\$294,500.00	
		Resident and Loss in County	1	\$6,000.00	
		Claim Loss in County	1	\$4,200.00	
		<b>Totals:</b>	<b>29</b>	<b>\$304,700.00</b>	
<b>Charlotte (Florida)</b>	<b>321</b>	<u>Claimant Type</u>	<u>Claims Paid</u>	<u>Amount Paid</u>	
		Resident of County	8	\$109,000.00	
		Resident and Loss in County	32	\$1,111,400.00	
		Claim Loss in County	10	\$75,100.00	
		<b>Totals:</b>	<b>50</b>	<b>\$1,295,500.00</b>	
<b>Citrus (Florida)</b>	<b>269</b>	<u>Claimant Type</u>	<u>Claims Paid</u>	<u>Amount Paid</u>	
		Resident of County	25	\$449,900.00	
		Resident and Loss in County	85	\$1,421,900.00	
		Claim Loss in County	7	\$162,700.00	
		<b>Totals:</b>	<b>117</b>	<b>\$2,034,500.00</b>	
<b>Clay (Florida)</b>	<b>72</b>	<u>Claimant Type</u>	<u>Claims Paid</u>	<u>Amount Paid</u>	
		Resident of County	5	\$28,500.00	
		Resident and Loss in County	1	\$125,000.00	
		Claim Loss in County	1	\$18,700.00	
		<b>Totals:</b>	<b>7</b>	<b>\$172,200.00</b>	

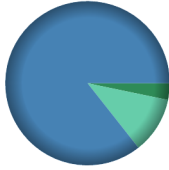
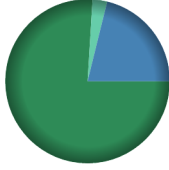

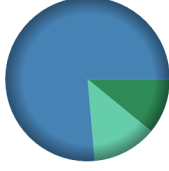
## GCCF Program Statistics - Overall Summary

(as of November 24, 2010, 5:05 PM ET)

County (Florida)	Total Claims	Claimant Type	Claims Paid	Amount Paid	Payments in County
<b>Collier (Florida)</b>	<b>12,749</b>	<u>Claimant Type</u>	<u>Claims Paid</u>	<u>Amount Paid</u>	<p>Payments in County</p> <ul style="list-style-type: none"> <li>Resident</li> <li>Loss</li> <li>Both</li> </ul>
		Resident of County	59	\$549,200.00	
		Resident and Loss in County	945	\$10,258,700.00	
		Claim Loss in County	29	\$168,700.00	
		<b>Totals:</b>	<b>1,033</b>	<b>\$10,976,600.00</b>	
<b>Columbia (Florida)</b>	<b>27</b>	<u>Claimant Type</u>	<u>Claims Paid</u>	<u>Amount Paid</u>	<p>Payments in County</p> <ul style="list-style-type: none"> <li>Resident</li> <li>Both</li> </ul>
		Resident of County	5	\$98,800.00	
		Resident and Loss in County	1	\$40,000.00	
		<b>Totals:</b>	<b>6</b>	<b>\$138,800.00</b>	
		<b>Dixie (Florida)</b>	<b>36</b>	<u>Claimant Type</u>	
Resident of County	1			\$3,000.00	
Resident and Loss in County	12			\$353,400.00	
Claim Loss in County	4			\$89,700.00	
<b>Totals:</b>	<b>17</b>			<b>\$446,100.00</b>	
<b>Duval (Florida)</b>	<b>469</b>	<u>Claimant Type</u>	<u>Claims Paid</u>	<u>Amount Paid</u>	<p>Payments in County</p> <ul style="list-style-type: none"> <li>Resident</li> <li>Loss</li> <li>Both</li> </ul>
		Resident of County	44	\$752,500.00	
		Resident and Loss in County	17	\$1,249,700.00	
		Claim Loss in County	8	\$169,300.00	
		<b>Totals:</b>	<b>69</b>	<b>\$2,171,500.00</b>	
<b>Escambia (Florida)</b>	<b>21,878</b>	<u>Claimant Type</u>	<u>Claims Paid</u>	<u>Amount Paid</u>	<p>Payments in County</p> <ul style="list-style-type: none"> <li>Resident</li> <li>Loss</li> <li>Both</li> </ul>
		Resident of County	1,775	\$19,192,200.00	
		Resident and Loss in County	5,523	\$74,341,000.00	
		Claim Loss in County	1,254	\$15,937,300.00	
		<b>Totals:</b>	<b>8,552</b>	<b>\$109,470,500.00</b>	

## GCCF Program Statistics - Overall Summary

(as of November 24, 2010, 5:05 PM ET)

County (Florida)	Total Claims	Claimant Type	Claims Paid	Amount Paid	Payments in County
Flagler (Florida)	34	<u>Claimant Type</u>	<u>Claims Paid</u>	<u>Amount Paid</u>	Payments in County  <ul style="list-style-type: none"> <li><span style="color: green;">■</span> Resident</li> </ul>
		Resident of County	2	\$65,400.00	
		<b>Totals:</b>	<b>2</b>	<b>\$65,400.00</b>	
Franklin (Florida)	2,391	<u>Claimant Type</u>	<u>Claims Paid</u>	<u>Amount Paid</u>	Payments in County  <ul style="list-style-type: none"> <li><span style="color: green;">■</span> Resident</li> <li><span style="color: lightgreen;">■</span> Loss</li> <li><span style="color: blue;">■</span> Both</li> </ul>
		Resident of County	45	\$581,500.00	
		Resident and Loss in County	1,232	\$15,235,900.00	
		Claim Loss in County	144	\$1,978,900.00	
<b>Totals:</b>	<b>1,421</b>	<b>\$17,796,300.00</b>			
Gadsden (Florida)	114	<u>Claimant Type</u>	<u>Claims Paid</u>	<u>Amount Paid</u>	Payments in County  <ul style="list-style-type: none"> <li><span style="color: green;">■</span> Resident</li> <li><span style="color: lightgreen;">■</span> Loss</li> <li><span style="color: blue;">■</span> Both</li> </ul>
		Resident of County	9	\$158,700.00	
		Resident and Loss in County	2	\$44,200.00	
		Claim Loss in County	1	\$6,000.00	
<b>Totals:</b>	<b>12</b>	<b>\$208,900.00</b>			
Glades (Florida)	2	<u>Claimant Type</u>	<u>Claims Paid</u>	<u>Amount Paid</u>	Payments in County  <ul style="list-style-type: none"> <li><span style="color: green;">■</span> Resident</li> </ul>
		Resident of County	1	\$8,400.00	
		<b>Totals:</b>	<b>1</b>	<b>\$8,400.00</b>	
Gulf (Florida)	2,005	<u>Claimant Type</u>	<u>Claims Paid</u>	<u>Amount Paid</u>	Payments in County  <ul style="list-style-type: none"> <li><span style="color: green;">■</span> Resident</li> <li><span style="color: lightgreen;">■</span> Loss</li> <li><span style="color: blue;">■</span> Both</li> </ul>
		Resident of County	127	\$1,334,700.00	
		Resident and Loss in County	465	\$9,338,000.00	
		Claim Loss in County	134	\$1,551,300.00	
<b>Totals:</b>	<b>726</b>	<b>\$12,224,000.00</b>			

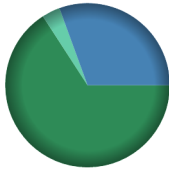

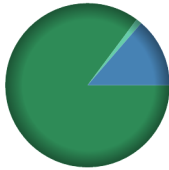


## GCCF Program Statistics - Overall Summary

(as of November 24, 2010, 5:05 PM ET)


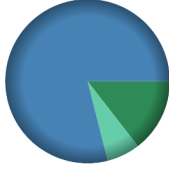
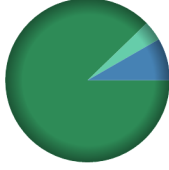
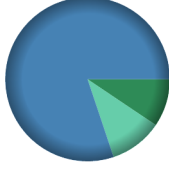

County (Florida)	Total Claims	Claimant Type	Claims Paid	Amount Paid	Payments in County
Hardee (Florida)	6	<u>Claimant Type</u>	<u>Claims Paid</u>	<u>Amount Paid</u>	Payments in County  <ul style="list-style-type: none"> <li>Resident</li> </ul>
		Resident of County	1	\$15,000.00	
		<b>Totals:</b>	<b>1</b>	<b>\$15,000.00</b>	
		Hendry (Florida)	105	<u>Claimant Type</u>	
Resident of County	1			\$24,000.00	
<b>Totals:</b>	<b>1</b>			<b>\$24,000.00</b>	
Hernando (Florida)	194			<u>Claimant Type</u>	<u>Claims Paid</u>
		Resident of County	22	\$367,600.00	
		Resident and Loss in County	47	\$1,150,100.00	
		Claim Loss in County	18	\$489,100.00	
		<b>Totals:</b>	<b>87</b>	<b>\$2,006,800.00</b>	
Highlands (Florida)	81	<u>Claimant Type</u>	<u>Claims Paid</u>	<u>Amount Paid</u>	Payments in County  <ul style="list-style-type: none"> <li>Loss</li> </ul>
		Claim Loss in County	1	\$12,600.00	
		<b>Totals:</b>	<b>1</b>	<b>\$12,600.00</b>	
Hillsborough (Florida)	2,557	<u>Claimant Type</u>	<u>Claims Paid</u>	<u>Amount Paid</u>	Payments in County  <ul style="list-style-type: none"> <li>Resident</li> <li>Loss</li> <li>Both</li> </ul>
		Resident of County	80	\$1,102,800.00	
		Resident and Loss in County	112	\$2,451,500.00	
		Claim Loss in County	40	\$642,000.00	
		<b>Totals:</b>	<b>232</b>	<b>\$4,196,300.00</b>	

## GCCF Program Statistics - Overall Summary

(as of November 24, 2010, 5:05 PM ET)

County (Florida)	Total Claims	Claimant Type	Claims Paid	Amount Paid	Payments in County
<b>Holmes (Florida)</b>	<b>605</b>	<u>Claimant Type</u>	<u>Claims Paid</u>	<u>Amount Paid</u>	<b>Payments in County</b>  <ul style="list-style-type: none"> <li><span style="color: green;">■</span> Resident</li> <li><span style="color: lightgreen;">■</span> Loss</li> <li><span style="color: blue;">■</span> Both</li> </ul>
		Resident of County	130	\$1,055,200.00	
		Resident and Loss in County	32	\$489,600.00	
		Claim Loss in County	13	\$57,300.00	
<b>Totals:</b>			<b>175</b>	<b>\$1,602,100.00</b>	
<b>Indian River (Florida)</b>	<b>88</b>	<u>Claimant Type</u>	<u>Claims Paid</u>	<u>Amount Paid</u>	<b>Payments in County</b>  <ul style="list-style-type: none"> <li><span style="color: green;">■</span> Loss</li> <li><span style="color: lightgreen;">■</span> Both</li> </ul>
		Resident and Loss in County	3	\$157,000.00	
		Claim Loss in County	1	\$65,000.00	
		<b>Totals:</b>			
<b>Jackson (Florida)</b>	<b>488</b>	<u>Claimant Type</u>	<u>Claims Paid</u>	<u>Amount Paid</u>	<b>Payments in County</b>  <ul style="list-style-type: none"> <li><span style="color: green;">■</span> Resident</li> <li><span style="color: lightgreen;">■</span> Loss</li> <li><span style="color: blue;">■</span> Both</li> </ul>
		Resident of County	45	\$597,400.00	
		Resident and Loss in County	3	\$96,000.00	
		Claim Loss in County	1	\$7,900.00	
<b>Totals:</b>			<b>49</b>	<b>\$701,300.00</b>	
<b>Jefferson (Florida)</b>	<b>16</b>	<u>Claimant Type</u>	<u>Claims Paid</u>	<u>Amount Paid</u>	<b>Payments in County</b>  <ul style="list-style-type: none"> <li><span style="color: green;">■</span> Resident</li> <li><span style="color: lightgreen;">■</span> Loss</li> <li><span style="color: blue;">■</span> Both</li> </ul>
		Resident of County	4	\$106,200.00	
		Resident and Loss in County	2	\$2,500.00	
		Claim Loss in County	1	\$6,000.00	
<b>Totals:</b>			<b>7</b>	<b>\$114,700.00</b>	
<b>Lafayette (Florida)</b>	<b>6</b>	<u>Claimant Type</u>	<u>Claims Paid</u>	<u>Amount Paid</u>	<b>Payments in County</b>  <ul style="list-style-type: none"> <li><span style="color: green;">■</span> Both</li> </ul>
		Resident and Loss in County	1	\$226,700.00	
		<b>Totals:</b>			

## GCCF Program Statistics - Overall Summary (as of November 24, 2010, 5:05 PM ET)

Lake (Florida)	87	<u>Claimant Type</u>	<u>Claims Paid</u>	<u>Amount Paid</u>	Payments in County
		Resident of County	9	\$84,100.00	 <ul style="list-style-type: none"> <li><span style="color: green;">■</span> Resident</li> <li><span style="color: lightgreen;">■</span> Both</li> </ul>
		Resident and Loss in County	5	\$137,900.00	
		<b>Totals:</b>	<b>14</b>	<b>\$222,000.00</b>	
Lee (Florida)	5,252	<u>Claimant Type</u>	<u>Claims Paid</u>	<u>Amount Paid</u>	Payments in County
		Resident of County	47	\$720,300.00	 <ul style="list-style-type: none"> <li><span style="color: green;">■</span> Resident</li> <li><span style="color: lightgreen;">■</span> Loss</li> <li><span style="color: blue;">■</span> Both</li> </ul>
		Resident and Loss in County	239	\$3,919,000.00	
		Claim Loss in County	46	\$325,700.00	
		<b>Totals:</b>	<b>332</b>	<b>\$4,965,000.00</b>	
Leon (Florida)	737	<u>Claimant Type</u>	<u>Claims Paid</u>	<u>Amount Paid</u>	Payments in County
		Resident of County	116	\$1,968,900.00	 <ul style="list-style-type: none"> <li><span style="color: green;">■</span> Resident</li> <li><span style="color: lightgreen;">■</span> Loss</li> <li><span style="color: blue;">■</span> Both</li> </ul>
		Resident and Loss in County	6	\$186,600.00	
		Claim Loss in County	6	\$87,800.00	
		<b>Totals:</b>	<b>128</b>	<b>\$2,243,300.00</b>	
Levy (Florida)	227	<u>Claimant Type</u>	<u>Claims Paid</u>	<u>Amount Paid</u>	Payments in County
		Resident of County	10	\$229,300.00	 <ul style="list-style-type: none"> <li><span style="color: green;">■</span> Resident</li> <li><span style="color: lightgreen;">■</span> Loss</li> <li><span style="color: blue;">■</span> Both</li> </ul>
		Resident and Loss in County	75	\$1,948,300.00	
		Claim Loss in County	10	\$253,800.00	
		<b>Totals:</b>	<b>95</b>	<b>\$2,431,400.00</b>	
Liberty (Florida)	69	<u>Claimant Type</u>	<u>Claims Paid</u>	<u>Amount Paid</u>	Payments in County
		Resident of County	19	\$181,500.00	 <ul style="list-style-type: none"> <li><span style="color: green;">■</span> Resident</li> <li><span style="color: lightgreen;">■</span> Loss</li> <li><span style="color: blue;">■</span> Both</li> </ul>
		Resident and Loss in County	3	\$36,200.00	
		Claim Loss in County	3	\$59,200.00	
		<b>Totals:</b>	<b>25</b>	<b>\$276,900.00</b>	

## GCCF Program Statistics - Overall Summary (as of November 24, 2010, 5:05 PM ET)

County (Florida)	Total Claims	Claimant Type	Claims Paid	Amount Paid	Payments in County
<b>Madison (Florida)</b>	<b>13</b>	<u>Claimant Type</u>	<u>Claims Paid</u>	<u>Amount Paid</u>	<ul style="list-style-type: none"> <li>Resident</li> <li>Loss</li> </ul>
		Resident of County	1	\$2,100.00	
		Claim Loss in County	2	\$21,200.00	
		<b>Totals:</b>	<b>3</b>	<b>\$23,300.00</b>	
<b>Manatee (Florida)</b>	<b>686</b>	<u>Claimant Type</u>	<u>Claims Paid</u>	<u>Amount Paid</u>	<ul style="list-style-type: none"> <li>Resident</li> <li>Loss</li> <li>Both</li> </ul>
		Resident of County	24	\$523,000.00	
		Resident and Loss in County	53	\$2,126,700.00	
		Claim Loss in County	21	\$479,000.00	
<b>Totals:</b>	<b>98</b>	<b>\$3,128,700.00</b>			
<b>Marion (Florida)</b>	<b>117</b>	<u>Claimant Type</u>	<u>Claims Paid</u>	<u>Amount Paid</u>	<ul style="list-style-type: none"> <li>Resident</li> <li>Loss</li> <li>Both</li> </ul>
		Resident of County	12	\$141,100.00	
		Resident and Loss in County	2	\$29,100.00	
		Claim Loss in County	2	\$59,800.00	
<b>Totals:</b>	<b>16</b>	<b>\$230,000.00</b>			
<b>Martin (Florida)</b>	<b>52</b>	<u>Claimant Type</u>	<u>Claims Paid</u>	<u>Amount Paid</u>	<ul style="list-style-type: none"> <li>Resident</li> <li>Loss</li> <li>Both</li> </ul>
		Resident of County	3	\$30,700.00	
		Resident and Loss in County	5	\$109,500.00	
		Claim Loss in County	1	\$33,000.00	
<b>Totals:</b>	<b>9</b>	<b>\$173,200.00</b>			
<b>Miami-dade (Florida)</b>	<b>2,488</b>	<u>Claimant Type</u>	<u>Claims Paid</u>	<u>Amount Paid</u>	<ul style="list-style-type: none"> <li>Resident</li> <li>Loss</li> <li>Both</li> </ul>
		Resident of County	60	\$898,700.00	
		Resident and Loss in County	53	\$972,900.00	
		Claim Loss in County	17	\$357,400.00	
<b>Totals:</b>	<b>130</b>	<b>\$2,229,000.00</b>			



## GCCF Program Statistics - Overall Summary


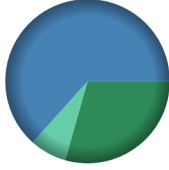
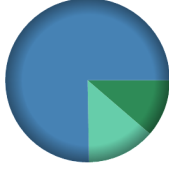

(as of November 24, 2010, 5:05 PM ET)

County (Florida)	Total Claims	Claimant Type	Claims Paid	Amount Paid	Payments in County
<b>Monroe (Florida)</b>	<b>6,337</b>	<u>Claimant Type</u>	<u>Claims Paid</u>	<u>Amount Paid</u>	<p>Payments in County</p> <ul style="list-style-type: none"> <li>Resident</li> <li>Loss</li> <li>Both</li> </ul>
		Resident of County	42	\$926,000.00	
		Resident and Loss in County	937	\$22,154,000.00	
		Claim Loss in County	63	\$863,100.00	
		<b>Totals:</b>	<b>1,042</b>	<b>\$23,943,100.00</b>	
<b>Nassau (Florida)</b>	<b>26</b>	<u>Claimant Type</u>	<u>Claims Paid</u>	<u>Amount Paid</u>	<p>Payments in County</p> <ul style="list-style-type: none"> <li>Resident</li> <li>Loss</li> <li>Both</li> </ul>
		Resident of County	3	\$65,200.00	
		Resident and Loss in County	2	\$31,100.00	
		Claim Loss in County	2	\$33,300.00	
		<b>Totals:</b>	<b>7</b>	<b>\$129,600.00</b>	
<b>Okaloosa (Florida)</b>	<b>28,003</b>	<u>Claimant Type</u>	<u>Claims Paid</u>	<u>Amount Paid</u>	<p>Payments in County</p> <ul style="list-style-type: none"> <li>Resident</li> <li>Loss</li> <li>Both</li> </ul>
		Resident of County	1,586	\$18,366,700.00	
		Resident and Loss in County	8,799	\$139,722,500.00	
		Claim Loss in County	3,576	\$42,264,100.00	
		<b>Totals:</b>	<b>13,961</b>	<b>\$200,353,300.00</b>	
<b>Okeechobee (Florida)</b>	<b>15</b>	<u>Claimant Type</u>	<u>Claims Paid</u>	<u>Amount Paid</u>	<p>Payments in County</p> <ul style="list-style-type: none"> <li>Loss</li> </ul>
		Claim Loss in County	1	\$5,000.00	
		<b>Totals:</b>	<b>1</b>	<b>\$5,000.00</b>	
<b>Orange (Florida)</b>	<b>1,976</b>	<u>Claimant Type</u>	<u>Claims Paid</u>	<u>Amount Paid</u>	<p>Payments in County</p> <ul style="list-style-type: none"> <li>Resident</li> <li>Both</li> </ul>
		Resident of County	72	\$874,400.00	
		Resident and Loss in County	8	\$228,600.00	
		<b>Totals:</b>	<b>80</b>	<b>\$1,103,000.00</b>	


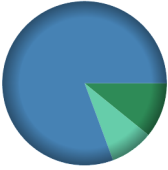




## GCCF Program Statistics - Overall Summary

(as of November 24, 2010, 5:05 PM ET)

County (Florida)	Total Claims	Claimant Type	Claims Paid	Amount Paid	Payments in County
Osceola (Florida)	124	<u>Claimant Type</u>	<u>Claims Paid</u>	<u>Amount Paid</u>	 <ul style="list-style-type: none"> <li>Resident</li> </ul>
		Resident of County	5	\$41,100.00	
		<b>Totals:</b>	<b>5</b>	<b>\$41,100.00</b>	
		Palm Beach (Florida)	899	<u>Claimant Type</u>	
Resident of County	22			\$303,400.00	
Resident and Loss in County	9			\$455,500.00	
Claim Loss in County	2			\$12,200.00	
<b>Totals:</b>	<b>33</b>	<b>\$771,100.00</b>			
Pasco (Florida)	682	<u>Claimant Type</u>	<u>Claims Paid</u>	<u>Amount Paid</u>	 <ul style="list-style-type: none"> <li>Resident</li> <li>Loss</li> <li>Both</li> </ul>
		Resident of County	78	\$1,225,400.00	
		Resident and Loss in County	100	\$2,643,100.00	
		Claim Loss in County	19	\$302,600.00	
<b>Totals:</b>	<b>197</b>	<b>\$4,171,100.00</b>			
Pinellas (Florida)	5,147	<u>Claimant Type</u>	<u>Claims Paid</u>	<u>Amount Paid</u>	 <ul style="list-style-type: none"> <li>Resident</li> <li>Loss</li> <li>Both</li> </ul>
		Resident of County	57	\$1,479,800.00	
		Resident and Loss in County	589	\$9,846,600.00	
		Claim Loss in County	120	\$1,753,500.00	
<b>Totals:</b>	<b>766</b>	<b>\$13,079,900.00</b>			
Polk (Florida)	466	<u>Claimant Type</u>	<u>Claims Paid</u>	<u>Amount Paid</u>	 <ul style="list-style-type: none"> <li>Resident</li> <li>Loss</li> <li>Both</li> </ul>
		Resident of County	13	\$183,600.00	
		Resident and Loss in County	7	\$161,700.00	
		Claim Loss in County	1	\$9,200.00	
<b>Totals:</b>	<b>21</b>	<b>\$354,500.00</b>			

## GCCF Program Statistics - Overall Summary (as of November 24, 2010, 5:05 PM ET)

County (Florida)	Total Claims	Claimant Type	Claims Paid	Amount Paid	Payments in County
Putnam (Florida)	18		<u>Claims Paid</u>	<u>Amount Paid</u>	 <p>Payments in County</p> <ul style="list-style-type: none"> <li>Resident and Loss in County</li> <li>Both</li> </ul>
		Resident and Loss in County	2	\$51,500.00	
		<b>Totals:</b>	<b>2</b>	<b>\$51,500.00</b>	
		Santa Rosa (Florida)	10,058		
Resident of County	1,139			\$12,199,500.00	
Resident and Loss in County	2,089			\$39,371,200.00	
Claim Loss in County	1,413			\$15,516,000.00	
<b>Totals:</b>	<b>4,641</b>			<b>\$67,086,700.00</b>	
Sarasota (Florida)	573		<u>Claims Paid</u>	<u>Amount Paid</u>	 <p>Payments in County</p> <ul style="list-style-type: none"> <li>Resident</li> <li>Loss</li> <li>Both</li> </ul>
		Resident of County	16	\$177,500.00	
		Resident and Loss in County	41	\$1,317,900.00	
		Claim Loss in County	11	\$139,100.00	
		<b>Totals:</b>	<b>68</b>	<b>\$1,634,500.00</b>	
Seminole (Florida)	135		<u>Claims Paid</u>	<u>Amount Paid</u>	 <p>Payments in County</p> <ul style="list-style-type: none"> <li>Resident</li> </ul>
		Resident of County	18	\$266,300.00	
		<b>Totals:</b>	<b>18</b>	<b>\$266,300.00</b>	
St. Johns (Florida)	77		<u>Claims Paid</u>	<u>Amount Paid</u>	 <p>Payments in County</p> <ul style="list-style-type: none"> <li>Resident</li> <li>Both</li> </ul>
		Resident of County	9	\$171,200.00	
		Resident and Loss in County	4	\$76,500.00	
		<b>Totals:</b>	<b>13</b>	<b>\$247,700.00</b>	

## GCCF Program Statistics - Overall Summary (as of November 24, 2010, 5:05 PM ET)

County (Florida)	Total Claims	Claimant Type	Claims Paid	Amount Paid	Payments in County
St. Lucie (Florida)	178	<u>Claimant Type</u>	<u>Claims Paid</u>	<u>Amount Paid</u>	<ul style="list-style-type: none"> <li>Resident</li> <li>Both</li> </ul>
		Resident of County	3	\$73,400.00	
		Resident and Loss in County	3	\$65,000.00	
		<b>Totals:</b>	<b>6</b>	<b>\$138,400.00</b>	
Sumter (Florida)	17	<u>Claimant Type</u>	<u>Claims Paid</u>	<u>Amount Paid</u>	<ul style="list-style-type: none"> <li>Resident</li> </ul>
		Resident of County	8	\$179,700.00	
		<b>Totals:</b>	<b>8</b>	<b>\$179,700.00</b>	
		Suwannee (Florida)	15	<u>Claimant Type</u>	
Resident of County	1			\$17,900.00	
Resident and Loss in County	1			\$4,300.00	
<b>Totals:</b>	<b>2</b>			<b>\$22,200.00</b>	
Taylor (Florida)	90	<u>Claimant Type</u>	<u>Claims Paid</u>	<u>Amount Paid</u>	<ul style="list-style-type: none"> <li>Resident</li> <li>Loss</li> <li>Both</li> </ul>
		Resident of County	8	\$298,200.00	
		Resident and Loss in County	37	\$1,359,800.00	
		Claim Loss in County	1	\$4,800.00	
		<b>Totals:</b>	<b>46</b>	<b>\$1,662,800.00</b>	
Unknown (Florida)	206	<u>Claimant Type</u>	<u>Claims Paid</u>	<u>Amount Paid</u>	<ul style="list-style-type: none"> <li>Resident</li> </ul>
		Resident of County	42	\$802,000.00	
		<b>Totals:</b>	<b>42</b>	<b>\$802,000.00</b>	

## GCCF Program Statistics - Overall Summary



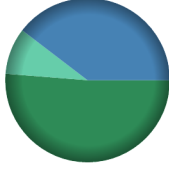

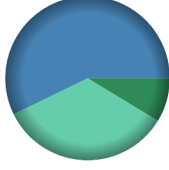
(as of November 24, 2010, 5:05 PM ET)

County (State)	Total Claims	Claimant Type	Claims Paid	Amount Paid	Payments in County
Volusia (Florida)	133	<u>Claimant Type</u>	<u>Claims Paid</u>	<u>Amount Paid</u>	<p>Payments in County</p> <ul style="list-style-type: none"> <li>Resident</li> <li>Loss</li> <li>Both</li> </ul>
		Resident of County	7	\$190,500.00	
		Resident and Loss in County	4	\$482,000.00	
		Claim Loss in County	3	\$33,800.00	
		<b>Totals:</b>	<b>14</b>	<b>\$706,300.00</b>	
Wakulla (Florida)	690	<u>Claimant Type</u>	<u>Claims Paid</u>	<u>Amount Paid</u>	<p>Payments in County</p> <ul style="list-style-type: none"> <li>Resident</li> <li>Loss</li> <li>Both</li> </ul>
		Resident of County	40	\$947,500.00	
		Resident and Loss in County	312	\$6,815,400.00	
		Claim Loss in County	29	\$704,300.00	
		<b>Totals:</b>	<b>381</b>	<b>\$8,467,200.00</b>	
Walton (Florida)	13,142	<u>Claimant Type</u>	<u>Claims Paid</u>	<u>Amount Paid</u>	<p>Payments in County</p> <ul style="list-style-type: none"> <li>Resident</li> <li>Loss</li> <li>Both</li> </ul>
		Resident of County	1,124	\$18,489,400.00	
		Resident and Loss in County	3,408	\$56,145,000.00	
		Claim Loss in County	2,515	\$26,407,700.00	
		<b>Totals:</b>	<b>7,047</b>	<b>\$101,042,100.00</b>	
Washington (Florida)	1,231	<u>Claimant Type</u>	<u>Claims Paid</u>	<u>Amount Paid</u>	<p>Payments in County</p> <ul style="list-style-type: none"> <li>Resident</li> <li>Loss</li> <li>Both</li> </ul>
		Resident of County	269	\$2,255,400.00	
		Resident and Loss in County	49	\$498,200.00	
		Claim Loss in County	10	\$78,100.00	
		<b>Totals:</b>	<b>328</b>	<b>\$2,831,700.00</b>	
Acadia (Louisiana)	169	<u>Claimant Type</u>	<u>Claims Paid</u>	<u>Amount Paid</u>	<p>Payments in County</p> <ul style="list-style-type: none"> <li>Resident</li> <li>Loss</li> <li>Both</li> </ul>
		Resident of County	14	\$344,600.00	
		Resident and Loss in County	11	\$470,700.00	
		Claim Loss in County	6	\$142,800.00	
		<b>Totals:</b>	<b>31</b>	<b>\$958,100.00</b>	



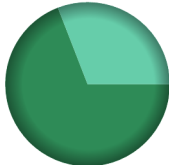

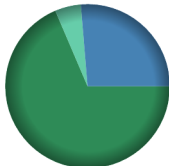
## GCCF Program Statistics - Overall Summary (as of November 24, 2010, 5:05 PM ET)

Parish (Louisiana)	Total Claims	Claimant Type	Claims Paid	Amount Paid	Payments in County
<b>Allen (Louisiana)</b>	<b>54</b>	<u>Claimant Type</u>	<u>Claims Paid</u>	<u>Amount Paid</u>	<ul style="list-style-type: none"> <li>Resident</li> <li>Loss</li> </ul>
		Resident of County	1	\$30,000.00	
		Claim Loss in County	2	\$38,600.00	
		<b>Totals:</b>	<b>3</b>	<b>\$68,600.00</b>	
<b>Ascension (Louisiana)</b>	<b>1,617</b>	<u>Claimant Type</u>	<u>Claims Paid</u>	<u>Amount Paid</u>	<ul style="list-style-type: none"> <li>Resident</li> <li>Loss</li> <li>Both</li> </ul>
		Resident of County	60	\$767,500.00	
		Resident and Loss in County	13	\$321,000.00	
		Claim Loss in County	2	\$20,900.00	
<b>Totals:</b>	<b>75</b>	<b>\$1,109,400.00</b>			
<b>Assumption (Louisiana)</b>	<b>998</b>	<u>Claimant Type</u>	<u>Claims Paid</u>	<u>Amount Paid</u>	<ul style="list-style-type: none"> <li>Resident</li> <li>Loss</li> <li>Both</li> </ul>
		Resident of County	44	\$721,900.00	
		Resident and Loss in County	121	\$1,434,400.00	
		Claim Loss in County	9	\$126,800.00	
<b>Totals:</b>	<b>174</b>	<b>\$2,283,100.00</b>			
<b>Avoyelles (Louisiana)</b>	<b>128</b>	<u>Claimant Type</u>	<u>Claims Paid</u>	<u>Amount Paid</u>	<ul style="list-style-type: none"> <li>Resident</li> <li>Loss</li> <li>Both</li> </ul>
		Resident of County	13	\$140,400.00	
		Resident and Loss in County	14	\$690,600.00	
		Claim Loss in County	3	\$46,700.00	
<b>Totals:</b>	<b>30</b>	<b>\$877,700.00</b>			
<b>Beauregard (Louisiana)</b>	<b>30</b>	<u>Claimant Type</u>	<u>Claims Paid</u>	<u>Amount Paid</u>	<ul style="list-style-type: none"> <li>Resident</li> <li>Both</li> </ul>
		Resident of County	3	\$135,200.00	
		Resident and Loss in County	4	\$76,000.00	
		<b>Totals:</b>	<b>7</b>	<b>\$211,200.00</b>	

## GCCF Program Statistics - Overall Summary (as of November 24, 2010, 5:05 PM ET)

Parish (Louisiana)	Total Claims	Claimant Type	Claims Paid	Amount Paid	Payments in County
<b>Bossier (Louisiana)</b>	<b>68</b>	<u>Claimant Type</u>	<u>Claims Paid</u>	<u>Amount Paid</u>	<b>Payments in County</b>  <ul style="list-style-type: none"> <li><span style="color: green;">■</span> Resident</li> </ul>
		Resident of County	6	\$70,500.00	
		<b>Totals:</b>	<b>6</b>	<b>\$70,500.00</b>	
<b>Caddo (Louisiana)</b>	<b>179</b>	<u>Claimant Type</u>	<u>Claims Paid</u>	<u>Amount Paid</u>	<b>Payments in County</b>  <ul style="list-style-type: none"> <li><span style="color: green;">■</span> Resident</li> </ul>
		Resident of County	20	\$155,700.00	
		<b>Totals:</b>	<b>20</b>	<b>\$155,700.00</b>	
<b>Calcasieu (Louisiana)</b>	<b>948</b>	<u>Claimant Type</u>	<u>Claims Paid</u>	<u>Amount Paid</u>	<b>Payments in County</b>  <ul style="list-style-type: none"> <li><span style="color: green;">■</span> Resident</li> <li><span style="color: lightgreen;">■</span> Loss</li> <li><span style="color: blue;">■</span> Both</li> </ul>
		Resident of County	121	\$3,066,200.00	
		Resident and Loss in County	97	\$2,368,100.00	
		Claim Loss in County	26	\$547,500.00	
<b>Totals:</b>	<b>244</b>	<b>\$5,981,800.00</b>			
<b>Caldwell (Louisiana)</b>	<b>7</b>	<u>Claimant Type</u>	<u>Claims Paid</u>	<u>Amount Paid</u>	<b>Payments in County</b>  <ul style="list-style-type: none"> <li><span style="color: green;">■</span> Resident</li> </ul>
		Resident of County	2	\$7,300.00	
		<b>Totals:</b>	<b>2</b>	<b>\$7,300.00</b>	
<b>Cameron (Louisiana)</b>	<b>372</b>	<u>Claimant Type</u>	<u>Claims Paid</u>	<u>Amount Paid</u>	<b>Payments in County</b>  <ul style="list-style-type: none"> <li><span style="color: green;">■</span> Resident</li> <li><span style="color: lightgreen;">■</span> Loss</li> <li><span style="color: blue;">■</span> Both</li> </ul>
		Resident of County	23	\$565,600.00	
		Resident and Loss in County	143	\$3,726,100.00	
		Claim Loss in County	88	\$2,219,400.00	
<b>Totals:</b>	<b>254</b>	<b>\$6,511,100.00</b>			

## GCCF Program Statistics - Overall Summary (as of November 24, 2010, 5:05 PM ET)

County (Louisiana)	Total Claims	Claimant Type	Claims Paid	Amount Paid	Payments in County
Catahoula	12	<u>Claimant Type</u>	<u>Claims Paid</u>	<u>Amount Paid</u>	Payments in County  <ul style="list-style-type: none"> <li>Resident</li> </ul>
		Resident of County	1	\$8,500.00	
		<b>Totals:</b>	<b>1</b>	<b>\$8,500.00</b>	
Claiborne	6	<u>Claimant Type</u>	<u>Claims Paid</u>	<u>Amount Paid</u>	Payments in County  <ul style="list-style-type: none"> <li>Loss</li> </ul>
		Claim Loss in County	1	\$80,400.00	
		<b>Totals:</b>	<b>1</b>	<b>\$80,400.00</b>	
Concordia	50	<u>Claimant Type</u>	<u>Claims Paid</u>	<u>Amount Paid</u>	Payments in County  <ul style="list-style-type: none"> <li>Resident</li> <li>Both</li> </ul>
		Resident of County	4	\$156,700.00	
		Resident and Loss in County	2	\$70,000.00	
<b>Totals:</b>	<b>6</b>	<b>\$226,700.00</b>			
De Soto	10	<u>Claimant Type</u>	<u>Claims Paid</u>	<u>Amount Paid</u>	Payments in County  <ul style="list-style-type: none"> <li>Resident</li> </ul>
		Resident of County	1	\$3,200.00	
		<b>Totals:</b>	<b>1</b>	<b>\$3,200.00</b>	
E. Baton Rouge	4,163	<u>Claimant Type</u>	<u>Claims Paid</u>	<u>Amount Paid</u>	Payments in County  <ul style="list-style-type: none"> <li>Resident</li> <li>Loss</li> <li>Both</li> </ul>
		Resident of County	219	\$3,543,800.00	
		Resident and Loss in County	48	\$1,359,500.00	
Claim Loss in County	17	\$263,600.00			
<b>Totals:</b>	<b>284</b>	<b>\$5,166,900.00</b>			



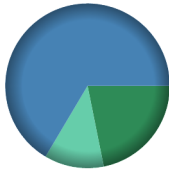
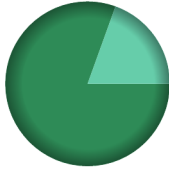
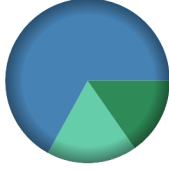
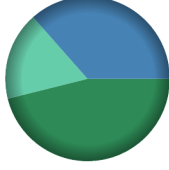
## GCCF Program Statistics - Overall Summary

(as of November 24, 2010, 5:05 PM ET)

Parish (Louisiana)	Total Claims	Claimant Type	Claims Paid	Amount Paid	Payments in County
<b>E. Feliciana (Louisiana)</b>	<b>63</b>	<u>Claimant Type</u>	<u>Claims Paid</u>	<u>Amount Paid</u>	
		Resident of County	1	\$14,000.00	
		Resident and Loss in County	3	\$115,000.00	
		Claim Loss in County	2	\$21,000.00	
<b>Totals:</b>	<b>6</b>	<b>\$150,000.00</b>			
<b>Evangeline (Louisiana)</b>	<b>83</b>	<u>Claimant Type</u>	<u>Claims Paid</u>	<u>Amount Paid</u>	
		Resident of County	6	\$122,900.00	
		Resident and Loss in County	4	\$70,300.00	
		<b>Totals:</b>	<b>10</b>	<b>\$193,200.00</b>	
<b>Franklin (Louisiana)</b>	<b>15</b>	<u>Claimant Type</u>	<u>Claims Paid</u>	<u>Amount Paid</u>	
		Resident of County	3	\$35,200.00	
		Claim Loss in County	1	\$1,000.00	
		<b>Totals:</b>	<b>4</b>	<b>\$36,200.00</b>	
<b>Grant (Louisiana)</b>	<b>18</b>	<u>Claimant Type</u>	<u>Claims Paid</u>	<u>Amount Paid</u>	
		Resident of County	1	\$15,500.00	
		Claim Loss in County	1	\$10,000.00	
		<b>Totals:</b>	<b>2</b>	<b>\$25,500.00</b>	
<b>Iberia (Louisiana)</b>	<b>1,566</b>	<u>Claimant Type</u>	<u>Claims Paid</u>	<u>Amount Paid</u>	
		Resident of County	131	\$3,637,900.00	
		Resident and Loss in County	298	\$6,836,300.00	
		Claim Loss in County	139	\$2,999,800.00	
<b>Totals:</b>	<b>568</b>	<b>\$13,474,000.00</b>			



## GCCF Program Statistics - Overall Summary (as of November 24, 2010, 5:05 PM ET)

County (Louisiana)	Total Claims	Claimant Type	Claims Paid	Amount Paid	Payments in County
<b>Iberville (Louisiana)</b>	<b>374</b>	<u>Claimant Type</u>	<u>Claims Paid</u>	<u>Amount Paid</u>	 <ul style="list-style-type: none"> <li><span style="color: green;">■</span> Resident</li> <li><span style="color: lightgreen;">■</span> Loss</li> <li><span style="color: blue;">■</span> Both</li> </ul>
		Resident of County	15	\$286,300.00	
		Resident and Loss in County	59	\$871,500.00	
		Claim Loss in County	7	\$153,400.00	
		<b>Totals:</b>	<b>81</b>	<b>\$1,311,200.00</b>	
<b>Jackson (Louisiana)</b>	<b>5</b>	<u>Claimant Type</u>	<u>Claims Paid</u>	<u>Amount Paid</u>	 <ul style="list-style-type: none"> <li><span style="color: green;">■</span> Resident</li> <li><span style="color: lightgreen;">■</span> Both</li> </ul>
		Resident of County	1	\$18,600.00	
		Resident and Loss in County	1	\$4,500.00	
		<b>Totals:</b>	<b>2</b>	<b>\$23,100.00</b>	
		<b>Jefferson (Louisiana)</b>	<b>67,674</b>	<u>Claimant Type</u>	
Resident of County	4,672			\$50,880,600.00	
Resident and Loss in County	9,274			\$119,213,700.00	
Claim Loss in County	3,546			\$36,671,300.00	
<b>Totals:</b>	<b>17,492</b>			<b>\$206,765,600.00</b>	
<b>Jefferson Davis (Louisiana)</b>	<b>74</b>	<u>Claimant Type</u>	<u>Claims Paid</u>	<u>Amount Paid</u>	 <ul style="list-style-type: none"> <li><span style="color: green;">■</span> Resident</li> <li><span style="color: lightgreen;">■</span> Loss</li> <li><span style="color: blue;">■</span> Both</li> </ul>
		Resident of County	6	\$56,100.00	
		Resident and Loss in County	10	\$245,900.00	
		Claim Loss in County	2	\$65,000.00	
		<b>Totals:</b>	<b>18</b>	<b>\$367,000.00</b>	
<b>Lafayette (Louisiana)</b>	<b>2,014</b>	<u>Claimant Type</u>	<u>Claims Paid</u>	<u>Amount Paid</u>	 <ul style="list-style-type: none"> <li><span style="color: green;">■</span> Resident</li> <li><span style="color: lightgreen;">■</span> Loss</li> <li><span style="color: blue;">■</span> Both</li> </ul>
		Resident of County	243	\$6,209,200.00	
		Resident and Loss in County	147	\$4,917,600.00	
		Claim Loss in County	105	\$2,336,300.00	
		<b>Totals:</b>	<b>495</b>	<b>\$13,463,100.00</b>	

## GCCF Program Statistics - Overall Summary (as of November 24, 2010, 5:05 PM ET)

Parish (Louisiana)	Total Claims	Claimant Type	Claims Paid	Amount Paid	Payments in County
<b>Lafourche (Louisiana)</b>	<b>4,773</b>	<u>Claimant Type</u>	<u>Claims Paid</u>	<u>Amount Paid</u>	
		Resident of County	249	\$4,217,100.00	
		Resident and Loss in County	1,153	\$36,670,100.00	
		Claim Loss in County	407	\$6,322,200.00	
<b>Totals:</b>	<b>1,809</b>	<b>\$47,209,400.00</b>			
<b>Lincoln (Louisiana)</b>	<b>34</b>	<u>Claimant Type</u>	<u>Claims Paid</u>	<u>Amount Paid</u>	
		Resident of County	4	\$133,100.00	
		<b>Totals:</b>	<b>4</b>	<b>\$133,100.00</b>	
<b>Livingston (Louisiana)</b>	<b>561</b>	<u>Claimant Type</u>	<u>Claims Paid</u>	<u>Amount Paid</u>	
		Resident of County	52	\$1,089,100.00	
		Resident and Loss in County	25	\$876,200.00	
		Claim Loss in County	6	\$96,700.00	
<b>Totals:</b>	<b>83</b>	<b>\$2,062,000.00</b>			
<b>Madison (Louisiana)</b>	<b>8</b>	<u>Claimant Type</u>	<u>Claims Paid</u>	<u>Amount Paid</u>	
		Resident of County	1	\$16,200.00	
		<b>Totals:</b>	<b>1</b>	<b>\$16,200.00</b>	
<b>Morehouse (Louisiana)</b>	<b>23</b>	<u>Claimant Type</u>	<u>Claims Paid</u>	<u>Amount Paid</u>	
		Resident of County	1	\$2,800.00	
		<b>Totals:</b>	<b>1</b>	<b>\$2,800.00</b>	

## GCCF Program Statistics - Overall Summary

(as of November 24, 2010, 5:05 PM ET)

Parish (Louisiana)	Total Claims	Claimant Type	Claims Paid	Amount Paid	Payments in County
<b>Natchitoches (Louisiana)</b>	<b>31</b>	<u>Claimant Type</u>	<u>Claims Paid</u>	<u>Amount Paid</u>	
		Resident of County	3	\$69,400.00	
		Resident and Loss in County	3	\$55,400.00	
		<b>Totals:</b>	<b>6</b>	<b>\$124,800.00</b>	
<b>Orleans (Louisiana)</b>	<b>71,945</b>	<u>Claimant Type</u>	<u>Claims Paid</u>	<u>Amount Paid</u>	
		Resident of County	2,938	\$26,505,100.00	
		Resident and Loss in County	13,676	\$139,732,600.00	
		Claim Loss in County	5,400	\$58,614,400.00	
<b>Totals:</b>	<b>22,014</b>	<b>\$224,852,100.00</b>			
<b>Ouachita (Louisiana)</b>	<b>151</b>	<u>Claimant Type</u>	<u>Claims Paid</u>	<u>Amount Paid</u>	
		Resident of County	27	\$393,100.00	
		Resident and Loss in County	4	\$104,600.00	
		<b>Totals:</b>	<b>31</b>	<b>\$497,700.00</b>	
<b>Plaquemines (Louisiana)</b>	<b>5,673</b>	<u>Claimant Type</u>	<u>Claims Paid</u>	<u>Amount Paid</u>	
		Resident of County	192	\$4,841,100.00	
		Resident and Loss in County	1,181	\$62,180,700.00	
		Claim Loss in County	748	\$19,479,300.00	
<b>Totals:</b>	<b>2,121</b>	<b>\$86,501,100.00</b>			
<b>Pointe Coupee (Louisiana)</b>	<b>54</b>	<u>Claimant Type</u>	<u>Claims Paid</u>	<u>Amount Paid</u>	
		Resident of County	4	\$120,800.00	
		Resident and Loss in County	2	\$30,000.00	
		<b>Totals:</b>	<b>6</b>	<b>\$150,800.00</b>	

## GCCF Program Statistics - Overall Summary

(as of November 24, 2010, 5:05 PM ET)

Parish (Louisiana)	Total Claims	Claimant Type	Claims Paid	Amount Paid	Payments in County
<b>Rapides (Louisiana)</b>	<b>232</b>	<u>Claimant Type</u>	<u>Claims Paid</u>	<u>Amount Paid</u>	<b>Payments in County</b>  <ul style="list-style-type: none"> <li><span style="color: green;">■</span> Resident</li> <li><span style="color: lightgreen;">■</span> Both</li> </ul>
		Resident of County	23	\$364,800.00	
		Resident and Loss in County	6	\$313,200.00	
		<b>Totals:</b>	<b>29</b>	<b>\$678,000.00</b>	
<b>Richland (Louisiana)</b>	<b>10</b>	<u>Claimant Type</u>	<u>Claims Paid</u>	<u>Amount Paid</u>	<b>Payments in County</b>  <ul style="list-style-type: none"> <li><span style="color: green;">■</span> Resident</li> </ul>
		Resident of County	3	\$114,400.00	
		<b>Totals:</b>	<b>3</b>	<b>\$114,400.00</b>	
		<b>Sabine (Louisiana)</b>	<b>14</b>	<u>Claimant Type</u>	
Resident of County	1			\$16,800.00	
Resident and Loss in County	1			\$40,000.00	
<b>Totals:</b>	<b>2</b>			<b>\$56,800.00</b>	
<b>St. Bernard (Louisiana)</b>	<b>6,424</b>	<u>Claimant Type</u>	<u>Claims Paid</u>	<u>Amount Paid</u>	<b>Payments in County</b>  <ul style="list-style-type: none"> <li><span style="color: green;">■</span> Resident</li> <li><span style="color: lightgreen;">■</span> Loss</li> <li><span style="color: blue;">■</span> Both</li> </ul>
		Resident of County	598	\$6,582,200.00	
		Resident and Loss in County	986	\$25,359,300.00	
		Claim Loss in County	337	\$5,858,100.00	
		<b>Totals:</b>	<b>1,921</b>	<b>\$37,799,600.00</b>	
<b>St. Charles (Louisiana)</b>	<b>4,978</b>	<u>Claimant Type</u>	<u>Claims Paid</u>	<u>Amount Paid</u>	<b>Payments in County</b>  <ul style="list-style-type: none"> <li><span style="color: green;">■</span> Resident</li> <li><span style="color: lightgreen;">■</span> Loss</li> <li><span style="color: blue;">■</span> Both</li> </ul>
		Resident of County	385	\$3,607,500.00	
		Resident and Loss in County	456	\$8,425,500.00	
		Claim Loss in County	282	\$3,136,200.00	
		<b>Totals:</b>	<b>1,123</b>	<b>\$15,169,200.00</b>	

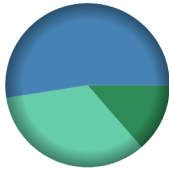
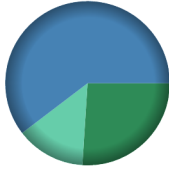
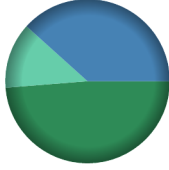
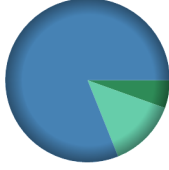

## GCCF Program Statistics - Overall Summary

(as of November 24, 2010, 5:05 PM ET)


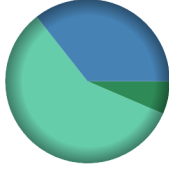
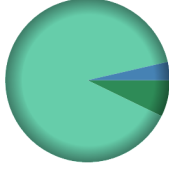
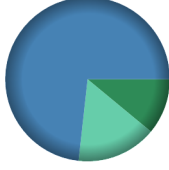

Parish (Louisiana)	Total Claims	Claimant Type	Claims Paid	Amount Paid	Payments in County
<b>St. Helena</b>	<b>126</b>	<u>Claimant Type</u>	<u>Claims Paid</u>	<u>Amount Paid</u>	
		Resident of County	3	\$50,500.00	
		Claim Loss in County	1	\$25,000.00	
		<b>Totals:</b>	<b>4</b>	<b>\$75,500.00</b>	
<b>St. James</b>	<b>1,458</b>	<u>Claimant Type</u>	<u>Claims Paid</u>	<u>Amount Paid</u>	
		Resident of County	45	\$487,900.00	
		Resident and Loss in County	10	\$227,400.00	
		Claim Loss in County	2	\$53,800.00	
<b>Totals:</b>	<b>57</b>	<b>\$769,100.00</b>			
<b>St. John The Baptist</b>	<b>6,284</b>	<u>Claimant Type</u>	<u>Claims Paid</u>	<u>Amount Paid</u>	
		Resident of County	380	\$3,001,000.00	
		Resident and Loss in County	310	\$3,559,800.00	
		Claim Loss in County	114	\$1,077,200.00	
<b>Totals:</b>	<b>804</b>	<b>\$7,638,000.00</b>			
<b>St. Landry</b>	<b>304</b>	<u>Claimant Type</u>	<u>Claims Paid</u>	<u>Amount Paid</u>	
		Resident of County	28	\$655,000.00	
		Resident and Loss in County	19	\$535,100.00	
		Claim Loss in County	4	\$104,300.00	
<b>Totals:</b>	<b>51</b>	<b>\$1,294,400.00</b>			
<b>St. Martin</b>	<b>828</b>	<u>Claimant Type</u>	<u>Claims Paid</u>	<u>Amount Paid</u>	
		Resident of County	61	\$1,131,200.00	
		Resident and Loss in County	237	\$4,796,450.00	
		Claim Loss in County	29	\$493,000.00	
<b>Totals:</b>	<b>327</b>	<b>\$6,420,650.00</b>			

## GCCF Program Statistics - Overall Summary

(as of November 24, 2010, 5:05 PM ET)

County (Louisiana)	Total Claims	Claimant Type	Claims Paid	Amount Paid	Payments in County
St. Mary	2,212	<u>Claimant Type</u>	<u>Claims Paid</u>	<u>Amount Paid</u>	 <ul style="list-style-type: none"> <li><span style="color: green;">■</span> Resident</li> <li><span style="color: lightgreen;">■</span> Loss</li> <li><span style="color: blue;">■</span> Both</li> </ul>
		Resident of County	126	\$2,526,500.00	
		Resident and Loss in County	412	\$9,729,000.00	
		Claim Loss in County	232	\$6,288,000.00	
		<b>Totals:</b>	<b>770</b>	<b>\$18,543,500.00</b>	
St. Tammany	10,313	<u>Claimant Type</u>	<u>Claims Paid</u>	<u>Amount Paid</u>	 <ul style="list-style-type: none"> <li><span style="color: green;">■</span> Resident</li> <li><span style="color: lightgreen;">■</span> Loss</li> <li><span style="color: blue;">■</span> Both</li> </ul>
		Resident of County	824	\$12,085,500.00	
		Resident and Loss in County	1,633	\$28,050,700.00	
		Claim Loss in County	524	\$6,331,465.00	
		<b>Totals:</b>	<b>2,981</b>	<b>\$46,467,665.00</b>	
Tangipahoa	2,507	<u>Claimant Type</u>	<u>Claims Paid</u>	<u>Amount Paid</u>	 <ul style="list-style-type: none"> <li><span style="color: green;">■</span> Resident</li> <li><span style="color: lightgreen;">■</span> Loss</li> <li><span style="color: blue;">■</span> Both</li> </ul>
		Resident of County	161	\$2,814,600.00	
		Resident and Loss in County	107	\$2,212,400.00	
		Claim Loss in County	24	\$747,400.00	
		<b>Totals:</b>	<b>292</b>	<b>\$5,774,400.00</b>	
Terrebonne	7,868	<u>Claimant Type</u>	<u>Claims Paid</u>	<u>Amount Paid</u>	 <ul style="list-style-type: none"> <li><span style="color: green;">■</span> Resident</li> <li><span style="color: lightgreen;">■</span> Loss</li> <li><span style="color: blue;">■</span> Both</li> </ul>
		Resident of County	222	\$4,092,100.00	
		Resident and Loss in County	2,390	\$60,407,000.00	
		Claim Loss in County	483	\$10,029,300.00	
		<b>Totals:</b>	<b>3,095</b>	<b>\$74,528,400.00</b>	
Union	10	<u>Claimant Type</u>	<u>Claims Paid</u>	<u>Amount Paid</u>	 <ul style="list-style-type: none"> <li><span style="color: green;">■</span> Resident</li> <li><span style="color: lightgreen;">■</span> Both</li> </ul>
		Resident of County	2	\$95,500.00	
		Resident and Loss in County	1	\$40,800.00	
		<b>Totals:</b>	<b>3</b>	<b>\$136,300.00</b>	

## GCCF Program Statistics - Overall Summary (as of November 24, 2010, 5:05 PM ET)

Unknown (Louisiana)	327	<u>Claimant Type</u>	<u>Claims Paid</u>	<u>Amount Paid</u>	Payments in County
		Resident of County	62	\$1,058,300.00	 <ul style="list-style-type: none"> <li>Resident</li> </ul>
		<b>Totals:</b>	<b>62</b>	<b>\$1,058,300.00</b>	
Vermilion (Louisiana)	1,433	<u>Claimant Type</u>	<u>Claims Paid</u>	<u>Amount Paid</u>	Payments in County
		Resident of County	122	\$2,504,000.00	 <ul style="list-style-type: none"> <li>Resident</li> <li>Loss</li> <li>Both</li> </ul>
		Resident and Loss in County	596	\$13,753,300.00	
		Claim Loss in County	180	\$22,368,700.00	
		<b>Totals:</b>	<b>898</b>	<b>\$38,626,000.00</b>	
Vernon (Louisiana)	23	<u>Claimant Type</u>	<u>Claims Paid</u>	<u>Amount Paid</u>	Payments in County
		Resident of County	1	\$10,000.00	 <ul style="list-style-type: none"> <li>Resident</li> <li>Loss</li> <li>Both</li> </ul>
		Resident and Loss in County	1	\$5,000.00	
		Claim Loss in County	3	\$124,000.00	
		<b>Totals:</b>	<b>5</b>	<b>\$139,000.00</b>	
W. Baton Rouge (Louisiana)	188	<u>Claimant Type</u>	<u>Claims Paid</u>	<u>Amount Paid</u>	Payments in County
		Resident of County	1	\$6,300.00	 <ul style="list-style-type: none"> <li>Resident</li> <li>Loss</li> <li>Both</li> </ul>
		Resident and Loss in County	2	\$41,900.00	
		Claim Loss in County	2	\$9,000.00	
		<b>Totals:</b>	<b>5</b>	<b>\$57,200.00</b>	
W. Feliciana (Louisiana)	33	<u>Claimant Type</u>	<u>Claims Paid</u>	<u>Amount Paid</u>	Payments in County
		Resident of County	1	\$8,000.00	 <ul style="list-style-type: none"> <li>Resident</li> </ul>
		<b>Totals:</b>	<b>1</b>	<b>\$8,000.00</b>	








## GCCF Program Statistics - Overall Summary

(as of November 24, 2010, 5:05 PM ET)

County	Total Claims	Claimant Type	Claims Paid	Amount Paid	Payments in County
<b>Washington (Louisiana)</b>	<b>464</b>	<u>Claimant Type</u>	<u>Claims Paid</u>	<u>Amount Paid</u>	<b>Payments in County</b> 
		Resident of County	37	\$770,200.00	
		Resident and Loss in County	18	\$625,000.00	
		Claim Loss in County	3	\$37,500.00	
<b>Totals:</b>	<b>58</b>	<b>\$1,432,700.00</b>			
<b>Webster (Louisiana)</b>	<b>13</b>	<u>Claimant Type</u>	<u>Claims Paid</u>	<u>Amount Paid</u>	<b>Payments in County</b> 
		Resident of County	1	\$91,000.00	
		<b>Totals:</b>	<b>1</b>	<b>\$91,000.00</b>	
<b>Alcorn (Mississippi)</b>	<b>6</b>	<u>Claimant Type</u>	<u>Claims Paid</u>	<u>Amount Paid</u>	<b>Payments in County</b> 
		Resident of County	2	\$6,800.00	
		<b>Totals:</b>	<b>2</b>	<b>\$6,800.00</b>	
<b>Amite (Mississippi)</b>	<b>31</b>	<u>Claimant Type</u>	<u>Claims Paid</u>	<u>Amount Paid</u>	<b>Payments in County</b> 
		Resident of County	1	\$22,100.00	
		<b>Totals:</b>	<b>1</b>	<b>\$22,100.00</b>	
<b>Bolivar (Mississippi)</b>	<b>9</b>	<u>Claimant Type</u>	<u>Claims Paid</u>	<u>Amount Paid</u>	<b>Payments in County</b> 
		Resident of County	2	\$8,600.00	
		<b>Totals:</b>	<b>2</b>	<b>\$8,600.00</b>	




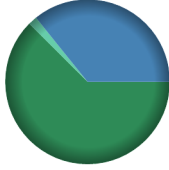



## GCCF Program Statistics - Overall Summary (as of November 24, 2010, 5:05 PM ET)

County (Mississippi)	Total Claims	Claimant Type	Claims Paid	Amount Paid	Payments in County
<b>Calhoun (Mississippi)</b>	<b>4</b>	<u>Claimant Type</u>	<u>Claims Paid</u>	<u>Amount Paid</u>	<b>Payments in County</b>  <ul style="list-style-type: none"> <li>Resident</li> </ul>
		Resident of County	1	\$55,000.00	
		<b>Totals:</b>	<b>1</b>	<b>\$55,000.00</b>	
<b>Chickasaw (Mississippi)</b>	<b>1</b>	<u>Claimant Type</u>	<u>Claims Paid</u>	<u>Amount Paid</u>	<b>Payments in County</b>  <ul style="list-style-type: none"> <li>Resident</li> </ul>
		Resident of County	1	\$6,000.00	
		<b>Totals:</b>	<b>1</b>	<b>\$6,000.00</b>	
<b>Claiborne (Mississippi)</b>	<b>11</b>	<u>Claimant Type</u>	<u>Claims Paid</u>	<u>Amount Paid</u>	<b>Payments in County</b>  <ul style="list-style-type: none"> <li>Resident</li> </ul>
		Resident of County	1	\$17,600.00	
		<b>Totals:</b>	<b>1</b>	<b>\$17,600.00</b>	
<b>Clarke (Mississippi)</b>	<b>78</b>	<u>Claimant Type</u>	<u>Claims Paid</u>	<u>Amount Paid</u>	<b>Payments in County</b>  <ul style="list-style-type: none"> <li>Resident</li> <li>Both</li> </ul>
		Resident of County	4	\$112,900.00	
		Resident and Loss in County	1	\$9,000.00	
		<b>Totals:</b>	<b>5</b>	<b>\$121,900.00</b>	
<b>Coahoma (Mississippi)</b>	<b>8</b>	<u>Claimant Type</u>	<u>Claims Paid</u>	<u>Amount Paid</u>	<b>Payments in County</b>  <ul style="list-style-type: none"> <li>Resident</li> </ul>
		Resident of County	1	\$35,000.00	
		<b>Totals:</b>	<b>1</b>	<b>\$35,000.00</b>	

## GCCF Program Statistics - Overall Summary

(as of November 24, 2010, 5:05 PM ET)




County (Mississippi)	Total	Claimant Type	Claims Paid	Amount Paid	Payments in County
<b>Copiah (Mississippi)</b>	<b>29</b>	<u>Claimant Type</u>	<u>Claims Paid</u>	<u>Amount Paid</u>	<b>Payments in County</b>  <ul style="list-style-type: none"> <li>Resident</li> </ul>
		Resident of County	1	\$20,000.00	
		<b>Totals:</b>	<b>1</b>	<b>\$20,000.00</b>	
<b>Covington (Mississippi)</b>	<b>115</b>	<u>Claimant Type</u>	<u>Claims Paid</u>	<u>Amount Paid</u>	<b>Payments in County</b>  <ul style="list-style-type: none"> <li>Resident</li> <li>Both</li> </ul>
		Resident of County	3	\$44,400.00	
		Resident and Loss in County	1	\$1,000.00	
<b>Totals:</b>	<b>4</b>	<b>\$45,400.00</b>			
<b>Desoto (Mississippi)</b>	<b>56</b>	<u>Claimant Type</u>	<u>Claims Paid</u>	<u>Amount Paid</u>	<b>Payments in County</b>  <ul style="list-style-type: none"> <li>Resident</li> </ul>
		Resident of County	18	\$206,600.00	
		<b>Totals:</b>	<b>18</b>	<b>\$206,600.00</b>	
<b>Forrest (Mississippi)</b>	<b>986</b>	<u>Claimant Type</u>	<u>Claims Paid</u>	<u>Amount Paid</u>	<b>Payments in County</b>  <ul style="list-style-type: none"> <li>Resident</li> <li>Loss</li> <li>Both</li> </ul>
		Resident of County	59	\$767,100.00	
		Resident and Loss in County	15	\$439,500.00	
		Claim Loss in County	4	\$21,200.00	
<b>Totals:</b>	<b>78</b>	<b>\$1,227,800.00</b>			
<b>Franklin (Mississippi)</b>	<b>14</b>	<u>Claimant Type</u>	<u>Claims Paid</u>	<u>Amount Paid</u>	<b>Payments in County</b>  <ul style="list-style-type: none"> <li>Resident</li> <li>Loss</li> </ul>
		Resident of County	1	\$7,500.00	
		Claim Loss in County	1	\$14,600.00	
<b>Totals:</b>	<b>2</b>	<b>\$22,100.00</b>			

## GCCF Program Statistics - Overall Summary

(as of November 24, 2010, 5:05 PM ET)





County (Mississippi)	Total Claims	Claimant Type	Claims Paid	Amount Paid	Payments in County
<b>George</b>	<b>555</b>	<u>Claimant Type</u>	<u>Claims Paid</u>	<u>Amount Paid</u>	
		Resident of County	66	\$951,000.00	
		Resident and Loss in County	28	\$867,100.00	
		Claim Loss in County	7	\$135,200.00	
<b>Totals:</b>	<b>101</b>	<b>\$1,953,300.00</b>			
<b>Greene</b>	<b>130</b>	<u>Claimant Type</u>	<u>Claims Paid</u>	<u>Amount Paid</u>	
		Resident of County	6	\$60,800.00	
		Resident and Loss in County	5	\$31,900.00	
		<b>Totals:</b>	<b>11</b>	<b>\$92,700.00</b>	
<b>Hancock</b>	<b>3,972</b>	<u>Claimant Type</u>	<u>Claims Paid</u>	<u>Amount Paid</u>	
		Resident of County	236	\$3,024,400.00	
		Resident and Loss in County	841	\$17,353,900.00	
		Claim Loss in County	163	\$2,485,400.00	
<b>Totals:</b>	<b>1,240</b>	<b>\$22,863,700.00</b>			
<b>Harrison</b>	<b>27,966</b>	<u>Claimant Type</u>	<u>Claims Paid</u>	<u>Amount Paid</u>	
		Resident of County	690	\$9,012,936.50	
		Resident and Loss in County	6,315	\$87,556,100.00	
		Claim Loss in County	1,163	\$14,162,900.00	
<b>Totals:</b>	<b>8,168</b>	<b>\$110,731,936.50</b>			
<b>Hinds</b>	<b>274</b>	<u>Claimant Type</u>	<u>Claims Paid</u>	<u>Amount Paid</u>	
		Resident of County	21	\$272,000.00	
		Resident and Loss in County	2	\$17,800.00	
		Claim Loss in County	4	\$74,000.00	
<b>Totals:</b>	<b>27</b>	<b>\$363,800.00</b>			

## GCCF Program Statistics - Overall Summary (as of November 24, 2010, 5:05 PM ET)

County (Mississippi)	Total Claims	Claimant Type	Claims Paid	Amount Paid	Payments in County
<b>Humphreys (Mississippi)</b>	<b>6</b>	<u>Claimant Type</u>	<u>Claims Paid</u>	<u>Amount Paid</u>	<b>Payments in County</b>  <ul style="list-style-type: none"> <li><span style="color: green;">■</span> Resident</li> <li><span style="color: lightgreen;">■</span> Loss</li> </ul>
		Resident of County	2	\$18,900.00	
		Claim Loss in County	1	\$28,000.00	
		<b>Totals:</b>	<b>3</b>	<b>\$46,900.00</b>	
<b>Issaquena (Mississippi)</b>	<b>3</b>	<u>Claimant Type</u>	<u>Claims Paid</u>	<u>Amount Paid</u>	<b>Payments in County</b>  <ul style="list-style-type: none"> <li><span style="color: green;">■</span> Resident</li> </ul>
		Resident of County	1	\$10,000.00	
		<b>Totals:</b>	<b>1</b>	<b>\$10,000.00</b>	
		<b>Itawamba (Mississippi)</b>	<b>2</b>	<u>Claimant Type</u>	
Resident of County	1			\$6,000.00	
<b>Totals:</b>	<b>1</b>			<b>\$6,000.00</b>	
<b>Jackson (Mississippi)</b>	<b>13,801</b>			<u>Claimant Type</u>	<u>Claims Paid</u>
		Resident of County	824	\$9,490,000.00	
		Resident and Loss in County	1,888	\$33,824,600.00	
		Claim Loss in County	715	\$9,469,700.00	
		<b>Totals:</b>	<b>3,427</b>	<b>\$52,784,300.00</b>	
<b>Jasper (Mississippi)</b>	<b>96</b>	<u>Claimant Type</u>	<u>Claims Paid</u>	<u>Amount Paid</u>	<b>Payments in County</b>  <ul style="list-style-type: none"> <li><span style="color: green;">■</span> Resident</li> <li><span style="color: lightgreen;">■</span> Both</li> </ul>
		Resident of County	2	\$22,200.00	
		Resident and Loss in County	1	\$25,500.00	
		<b>Totals:</b>	<b>3</b>	<b>\$47,700.00</b>	

## GCCF Program Statistics - Overall Summary




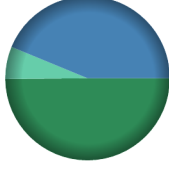
(as of November 24, 2010, 5:05 PM ET)

County (Mississippi)	Total Claims	Claimant Type	Claims Paid	Amount Paid	Payments in County
Jefferson	37	<u>Claimant Type</u>	<u>Claims Paid</u>	<u>Amount Paid</u>	Payments in County  <ul style="list-style-type: none"> <li>Resident</li> </ul>
		Resident of County	1	\$12,500.00	
		<b>Totals:</b>	<b>1</b>	<b>\$12,500.00</b>	
Jefferson Davis	150	<u>Claimant Type</u>	<u>Claims Paid</u>	<u>Amount Paid</u>	Payments in County  <ul style="list-style-type: none"> <li>Resident</li> </ul>
		Resident of County	2	\$27,200.00	
		<b>Totals:</b>	<b>2</b>	<b>\$27,200.00</b>	
Jones	186	<u>Claimant Type</u>	<u>Claims Paid</u>	<u>Amount Paid</u>	Payments in County  <ul style="list-style-type: none"> <li>Resident</li> <li>Both</li> </ul>
		Resident of County	14	\$226,300.00	
		Resident and Loss in County	1	\$50,000.00	
<b>Totals:</b>	<b>15</b>	<b>\$276,300.00</b>			
Kemper	6	<u>Claimant Type</u>	<u>Claims Paid</u>	<u>Amount Paid</u>	Payments in County  <ul style="list-style-type: none"> <li>Loss</li> </ul>
		Claim Loss in County	2	\$108,800.00	
		<b>Totals:</b>	<b>2</b>	<b>\$108,800.00</b>	
Lafayette	26	<u>Claimant Type</u>	<u>Claims Paid</u>	<u>Amount Paid</u>	Payments in County  <ul style="list-style-type: none"> <li>Resident</li> </ul>
		Resident of County	9	\$89,700.00	
		<b>Totals:</b>	<b>9</b>	<b>\$89,700.00</b>	

## GCCF Program Statistics - Overall Summary (as of November 24, 2010, 5:05 PM ET)

County (Mississippi)	Total Claims	Claimant Type	Claims Paid	Amount Paid	Payments in County
<b>Lamar</b>	<b>189</b>	<u>Claimant Type</u>	<u>Claims Paid</u>	<u>Amount Paid</u>	
		Resident of County	12	\$159,900.00	
		Resident and Loss in County	3	\$102,000.00	
		Claim Loss in County	2	\$34,000.00	
<b>Totals:</b>	<b>17</b>	<b>\$295,900.00</b>			
<b>Lauderdale</b>	<b>106</b>	<u>Claimant Type</u>	<u>Claims Paid</u>	<u>Amount Paid</u>	
		Resident of County	17	\$170,400.00	
		<b>Totals:</b>	<b>17</b>	<b>\$170,400.00</b>	
<b>Lawrence</b>	<b>112</b>	<u>Claimant Type</u>	<u>Claims Paid</u>	<u>Amount Paid</u>	
		Resident of County	2	\$21,700.00	
		Resident and Loss in County	5	\$67,500.00	
		Claim Loss in County	2	\$18,500.00	
<b>Totals:</b>	<b>9</b>	<b>\$107,700.00</b>			
<b>Leake</b>	<b>16</b>	<u>Claimant Type</u>	<u>Claims Paid</u>	<u>Amount Paid</u>	
		Resident of County	3	\$68,000.00	
		<b>Totals:</b>	<b>3</b>	<b>\$68,000.00</b>	
<b>Lee</b>	<b>26</b>	<u>Claimant Type</u>	<u>Claims Paid</u>	<u>Amount Paid</u>	
		Resident of County	10	\$97,600.00	
		<b>Totals:</b>	<b>10</b>	<b>\$97,600.00</b>	

## GCCF Program Statistics - Overall Summary (as of November 24, 2010, 5:05 PM ET)

County (Mississippi)	Total Claims	Claimant Type	Claims Paid	Amount Paid	Payments in County
<b>Leflore (Mississippi)</b>	<b>10</b>	<u>Claimant Type</u>	<u>Claims Paid</u>	<u>Amount Paid</u>	 <ul style="list-style-type: none"> <li>Resident</li> </ul>
		Resident of County	1	\$7,800.00	
		<b>Totals:</b>	<b>1</b>	<b>\$7,800.00</b>	
		<b>Lincoln (Mississippi)</b>	<b>46</b>	<u>Claimant Type</u>	
Resident of County	5			\$114,200.00	
Resident and Loss in County	1			\$22,200.00	
Claim Loss in County	1			\$100,000.00	
<b>Totals:</b>	<b>7</b>	<b>\$236,400.00</b>			
<b>Lowndes (Mississippi)</b>	<b>35</b>	<u>Claimant Type</u>	<u>Claims Paid</u>	<u>Amount Paid</u>	 <ul style="list-style-type: none"> <li>Resident</li> <li>Both</li> </ul>
		Resident of County	13	\$115,100.00	
		Resident and Loss in County	1	\$2,400.00	
		<b>Totals:</b>	<b>14</b>	<b>\$117,500.00</b>	
<b>Madison (Mississippi)</b>	<b>166</b>	<u>Claimant Type</u>	<u>Claims Paid</u>	<u>Amount Paid</u>	 <ul style="list-style-type: none"> <li>Resident</li> <li>Both</li> </ul>
		Resident of County	39	\$364,200.00	
		Resident and Loss in County	3	\$52,400.00	
		<b>Totals:</b>	<b>42</b>	<b>\$416,600.00</b>	
<b>Marion (Mississippi)</b>	<b>262</b>	<u>Claimant Type</u>	<u>Claims Paid</u>	<u>Amount Paid</u>	 <ul style="list-style-type: none"> <li>Resident</li> <li>Loss</li> <li>Both</li> </ul>
		Resident of County	7	\$140,600.00	
		Resident and Loss in County	6	\$123,400.00	
		Claim Loss in County	1	\$18,000.00	
<b>Totals:</b>	<b>14</b>	<b>\$282,000.00</b>			

## GCCF Program Statistics - Overall Summary


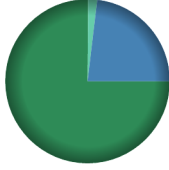
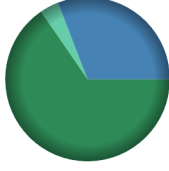
(as of November 24, 2010, 5:05 PM ET)

County (Mississippi)	Total Claims	Claimant Type	Claims Paid	Amount Paid	Payments in County
<b>Monroe (Mississippi)</b>	<b>15</b>	<u>Claimant Type</u>	<u>Claims Paid</u>	<u>Amount Paid</u>	<b>Payments in County</b>  <ul style="list-style-type: none"> <li>Resident</li> </ul>
		Resident of County	11	\$100,800.00	
		<b>Totals:</b>	<b>11</b>	<b>\$100,800.00</b>	
<b>Montgomery (Mississippi)</b>	<b>2</b>	<u>Claimant Type</u>	<u>Claims Paid</u>	<u>Amount Paid</u>	<b>Payments in County</b>  <ul style="list-style-type: none"> <li>Resident</li> </ul>
		Resident of County	1	\$20,000.00	
		<b>Totals:</b>	<b>1</b>	<b>\$20,000.00</b>	
<b>Neshoba (Mississippi)</b>	<b>46</b>	<u>Claimant Type</u>	<u>Claims Paid</u>	<u>Amount Paid</u>	<b>Payments in County</b>  <ul style="list-style-type: none"> <li>Resident</li> <li>Loss</li> </ul>
		Resident of County	4	\$169,100.00	
		Claim Loss in County	2	\$137,300.00	
		<b>Totals:</b>	<b>6</b>	<b>\$306,400.00</b>	
<b>Newton (Mississippi)</b>	<b>12</b>	<u>Claimant Type</u>	<u>Claims Paid</u>	<u>Amount Paid</u>	<b>Payments in County</b>  <ul style="list-style-type: none"> <li>Resident</li> </ul>
		Resident of County	3	\$82,600.00	
		<b>Totals:</b>	<b>3</b>	<b>\$82,600.00</b>	
<b>Noxubee (Mississippi)</b>	<b>13</b>	<u>Claimant Type</u>	<u>Claims Paid</u>	<u>Amount Paid</u>	<b>Payments in County</b>  <ul style="list-style-type: none"> <li>Resident</li> </ul>
		Resident of County	1	\$8,800.00	
		<b>Totals:</b>	<b>1</b>	<b>\$8,800.00</b>	





## GCCF Program Statistics - Overall Summary

(as of November 24, 2010, 5:05 PM ET)

County (Mississippi)	Total Claims	Claimant Type	Claims Paid	Amount Paid	Payments in County
<b>Oktibbeha (Mississippi)</b>	<b>25</b>	<u>Claimant Type</u>	<u>Claims Paid</u>	<u>Amount Paid</u>	<b>Payments in County</b>  <ul style="list-style-type: none"> <li><span style="color: green;">■</span> Resident</li> </ul>
		Resident of County	8	\$101,700.00	
		<b>Totals:</b>	<b>8</b>	<b>\$101,700.00</b>	
<b>Panola (Mississippi)</b>	<b>7</b>	<u>Claimant Type</u>	<u>Claims Paid</u>	<u>Amount Paid</u>	<b>Payments in County</b>  <ul style="list-style-type: none"> <li><span style="color: green;">■</span> Resident</li> </ul>
		Resident of County	2	\$14,700.00	
		<b>Totals:</b>	<b>2</b>	<b>\$14,700.00</b>	
<b>Pearl River (Mississippi)</b>	<b>1,323</b>	<u>Claimant Type</u>	<u>Claims Paid</u>	<u>Amount Paid</u>	<b>Payments in County</b>  <ul style="list-style-type: none"> <li><span style="color: green;">■</span> Resident</li> <li><span style="color: lightgreen;">■</span> Loss</li> <li><span style="color: blue;">■</span> Both</li> </ul>
		Resident of County	172	\$1,876,500.00	
		Resident and Loss in County	20	\$577,500.00	
		Claim Loss in County	1	\$44,000.00	
		<b>Totals:</b>	<b>193</b>	<b>\$2,498,000.00</b>	
<b>Perry (Mississippi)</b>	<b>65</b>	<u>Claimant Type</u>	<u>Claims Paid</u>	<u>Amount Paid</u>	<b>Payments in County</b>  <ul style="list-style-type: none"> <li><span style="color: green;">■</span> Resident</li> <li><span style="color: lightgreen;">■</span> Both</li> </ul>
		Resident of County	5	\$91,700.00	
		Resident and Loss in County	3	\$44,200.00	
		<b>Totals:</b>	<b>8</b>	<b>\$135,900.00</b>	
<b>Pike (Mississippi)</b>	<b>228</b>	<u>Claimant Type</u>	<u>Claims Paid</u>	<u>Amount Paid</u>	<b>Payments in County</b>  <ul style="list-style-type: none"> <li><span style="color: green;">■</span> Resident</li> <li><span style="color: lightgreen;">■</span> Loss</li> <li><span style="color: blue;">■</span> Both</li> </ul>
		Resident of County	21	\$212,100.00	
		Resident and Loss in County	1	\$100,000.00	
		Claim Loss in County	1	\$12,000.00	
		<b>Totals:</b>	<b>23</b>	<b>\$324,100.00</b>	


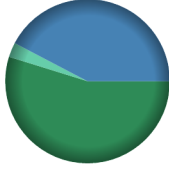


## GCCF Program Statistics - Overall Summary (as of November 24, 2010, 5:05 PM ET)

Rankin (Mississippi)	134	Claimant Type	Claims Paid	Amount Paid	Payments in County
		Resident of County	30	\$467,500.00	 <ul style="list-style-type: none"> <li>Resident</li> <li>Loss</li> </ul>
		Claim Loss in County	1	\$2,000.00	
		<b>Totals:</b>	<b>31</b>	<b>\$469,500.00</b>	
Scott (Mississippi)	30	Claimant Type	Claims Paid	Amount Paid	Payments in County
		Resident of County	7	\$68,700.00	 <ul style="list-style-type: none"> <li>Resident</li> </ul>
		<b>Totals:</b>	<b>7</b>	<b>\$68,700.00</b>	
Sharkey (Mississippi)	1	Claimant Type	Claims Paid	Amount Paid	Payments in County
		Resident of County	1	\$4,800.00	 <ul style="list-style-type: none"> <li>Resident</li> </ul>
		<b>Totals:</b>	<b>1</b>	<b>\$4,800.00</b>	
Simpson (Mississippi)	54	Claimant Type	Claims Paid	Amount Paid	Payments in County
		Resident of County	4	\$42,700.00	 <ul style="list-style-type: none"> <li>Resident</li> <li>Both</li> </ul>
		Resident and Loss in County	1	\$30,800.00	
		<b>Totals:</b>	<b>5</b>	<b>\$73,500.00</b>	
Smith (Mississippi)	58	Claimant Type	Claims Paid	Amount Paid	Payments in County
		Resident of County	1	\$3,100.00	 <ul style="list-style-type: none"> <li>Resident</li> </ul>
		<b>Totals:</b>	<b>1</b>	<b>\$3,100.00</b>	

## GCCF Program Statistics - Overall Summary (as of November 24, 2010, 5:05 PM ET)

County (Mississippi)	Total Claims	Claimant Type	Claims Paid	Amount Paid	Payments in County
<b>Stone</b> (Mississippi)	<b>725</b>	<u>Claimant Type</u>	<u>Claims Paid</u>	<u>Amount Paid</u>	<ul style="list-style-type: none"> <li><span style="color: green;">■</span> Resident</li> <li><span style="color: lightgreen;">■</span> Loss</li> <li><span style="color: blue;">■</span> Both</li> </ul>
		Resident of County	105	\$1,503,100.00	
		Resident and Loss in County	26	\$790,600.00	
		Claim Loss in County	7	\$90,800.00	
<b>Totals:</b>	<b>138</b>	<b>\$2,384,500.00</b>			
<b>Sunflower</b> (Mississippi)	<b>16</b>	<u>Claimant Type</u>	<u>Claims Paid</u>	<u>Amount Paid</u>	<ul style="list-style-type: none"> <li><span style="color: green;">■</span> Resident</li> </ul>
		Resident of County	3	\$26,800.00	
		<b>Totals:</b>	<b>3</b>	<b>\$26,800.00</b>	
<b>Tishomingo</b> (Mississippi)	<b>2</b>	<u>Claimant Type</u>	<u>Claims Paid</u>	<u>Amount Paid</u>	<ul style="list-style-type: none"> <li><span style="color: green;">■</span> Resident</li> </ul>
		Resident of County	1	\$2,100.00	
		<b>Totals:</b>	<b>1</b>	<b>\$2,100.00</b>	
<b>Unknown</b> (Mississippi)	<b>145</b>	<u>Claimant Type</u>	<u>Claims Paid</u>	<u>Amount Paid</u>	<ul style="list-style-type: none"> <li><span style="color: green;">■</span> Resident</li> </ul>
		Resident of County	22	\$322,200.00	
		<b>Totals:</b>	<b>22</b>	<b>\$322,200.00</b>	
<b>Walthall</b> (Mississippi)	<b>89</b>	<u>Claimant Type</u>	<u>Claims Paid</u>	<u>Amount Paid</u>	<ul style="list-style-type: none"> <li><span style="color: green;">■</span> Resident</li> </ul>
		Resident of County	2	\$29,300.00	
		<b>Totals:</b>	<b>2</b>	<b>\$29,300.00</b>	

## GCCF Program Statistics - Overall Summary (as of November 24, 2010, 5:05 PM ET)

County (Mississippi)	Total Claims	Claimant Type	Claims Paid	Amount Paid	Payments in County
<b>Warren (Mississippi)</b>	<b>33</b>	<u>Claimant Type</u>	<u>Claims Paid</u>	<u>Amount Paid</u>	<b>Payments in County</b>  <ul style="list-style-type: none"> <li>Resident</li> </ul>
		Resident of County	6	\$45,900.00	
		<b>Totals:</b>	<b>6</b>	<b>\$45,900.00</b>	
		<b>Washington (Mississippi)</b>	<b>22</b>	<u>Claimant Type</u>	
Resident of County	3			\$9,600.00	
Resident and Loss in County	1			\$2,200.00	
<b>Totals:</b>	<b>4</b>			<b>\$11,800.00</b>	
<b>Wayne (Mississippi)</b>	<b>134</b>	<u>Claimant Type</u>	<u>Claims Paid</u>	<u>Amount Paid</u>	<b>Payments in County</b>  <ul style="list-style-type: none"> <li>Resident</li> <li>Loss</li> <li>Both</li> </ul>
		Resident of County	5	\$112,200.00	
		Resident and Loss in County	3	\$86,600.00	
		Claim Loss in County	1	\$5,900.00	
<b>Totals:</b>	<b>9</b>	<b>\$204,700.00</b>			
<b>Webster (Mississippi)</b>	<b>2</b>	<u>Claimant Type</u>	<u>Claims Paid</u>	<u>Amount Paid</u>	<b>Payments in County</b>  <ul style="list-style-type: none"> <li>Resident</li> </ul>
		Resident of County	1	\$3,000.00	
		<b>Totals:</b>	<b>1</b>	<b>\$3,000.00</b>	
<b>Wilkinson (Mississippi)</b>	<b>26</b>	<u>Claimant Type</u>	<u>Claims Paid</u>	<u>Amount Paid</u>	<b>Payments in County</b>  <ul style="list-style-type: none"> <li>Resident</li> </ul>
		Resident of County	2	\$10,800.00	
		<b>Totals:</b>	<b>2</b>	<b>\$10,800.00</b>	

## GCCF Program Statistics - Overall Summary

(as of November 24, 2010, 5:05 PM ET)

County	Total Claims	Claimant Type	Claims Paid	Amount Paid	Payments in County
<b>Winston (Mississippi)</b>	<b>33</b>	<u>Claimant Type</u>	<u>Claims Paid</u>	<u>Amount Paid</u>	<b>Payments in County</b>  <ul style="list-style-type: none"> <li>Resident</li> </ul>
		Resident of County	2	\$10,500.00	
		<b>Totals:</b>	<b>2</b>	<b>\$10,500.00</b>	
<b>Yazoo (Mississippi)</b>	<b>7</b>	<u>Claimant Type</u>	<u>Claims Paid</u>	<u>Amount Paid</u>	<b>Payments in County</b>  <ul style="list-style-type: none"> <li>Resident</li> <li>Loss</li> </ul>
		Resident of County	1	\$3,300.00	
		Claim Loss in County	1	\$74,400.00	
<b>Totals:</b>	<b>2</b>	<b>\$77,700.00</b>			
<b>Anderson (Texas)</b>	<b>6</b>	<u>Claimant Type</u>	<u>Claims Paid</u>	<u>Amount Paid</u>	<b>Payments in County</b>  <ul style="list-style-type: none"> <li>Resident</li> </ul>
		Resident of County	1	\$3,300.00	
		<b>Totals:</b>	<b>1</b>	<b>\$3,300.00</b>	
<b>Angelina (Texas)</b>	<b>13</b>	<u>Claimant Type</u>	<u>Claims Paid</u>	<u>Amount Paid</u>	<b>Payments in County</b>  <ul style="list-style-type: none"> <li>Resident</li> </ul>
		Resident of County	1	\$6,500.00	
		<b>Totals:</b>	<b>1</b>	<b>\$6,500.00</b>	
<b>Aransas (Texas)</b>	<b>81</b>	<u>Claimant Type</u>	<u>Claims Paid</u>	<u>Amount Paid</u>	<b>Payments in County</b>  <ul style="list-style-type: none"> <li>Resident</li> <li>Loss</li> <li>Both</li> </ul>
		Resident of County	2	\$19,100.00	
		Resident and Loss in County	11	\$161,300.00	
		Claim Loss in County	5	\$42,600.00	
<b>Totals:</b>	<b>18</b>	<b>\$223,000.00</b>			



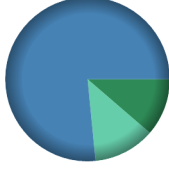
## GCCF Program Statistics - Overall Summary

(as of November 24, 2010, 5:05 PM ET)





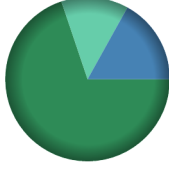
County (Texas)	Total Claims	Claimant Type	Claims Paid	Amount Paid	Payments in County
Austin (Texas)	3	<u>Claimant Type</u>	<u>Claims Paid</u>	<u>Amount Paid</u>	Payments in County 
		Claim Loss in County	1	\$7,400.00	
		<b>Totals:</b>	<b>1</b>	<b>\$7,400.00</b>	
Bay (Texas)	1	<u>Claimant Type</u>	<u>Claims Paid</u>	<u>Amount Paid</u>	Payments in County 
		Claim Loss in County	1	\$30,100.00	
		<b>Totals:</b>	<b>1</b>	<b>\$30,100.00</b>	
Bexar (Texas)	133	<u>Claimant Type</u>	<u>Claims Paid</u>	<u>Amount Paid</u>	Payments in County 
		Resident of County	17	\$224,400.00	
		Resident and Loss in County	2	\$182,000.00	
		<b>Totals:</b>	<b>19</b>	<b>\$406,400.00</b>	
Bowie (Texas)	6	<u>Claimant Type</u>	<u>Claims Paid</u>	<u>Amount Paid</u>	Payments in County 
		Resident of County	2	\$6,500.00	
		<b>Totals:</b>	<b>2</b>	<b>\$6,500.00</b>	
Brazoria (Texas)	194	<u>Claimant Type</u>	<u>Claims Paid</u>	<u>Amount Paid</u>	Payments in County 
		Resident of County	12	\$295,300.00	
		Resident and Loss in County	26	\$1,017,600.00	
		Claim Loss in County	29	\$477,000.00	
<b>Totals:</b>	<b>67</b>	<b>\$1,789,900.00</b>			

## GCCF Program Statistics - Overall Summary

(as of November 24, 2010, 5:05 PM ET)

County (Texas)	Total Claims	Claimant Type	Claims Paid	Amount Paid	Payments in County
<b>Brazos (Texas)</b>	<b>10</b>	<u>Claimant Type</u>	<u>Claims Paid</u>	<u>Amount Paid</u>	<b>Payments in County</b>  <ul style="list-style-type: none"> <li>Resident</li> </ul>
		Resident of County	1	\$18,000.00	
		<b>Totals:</b>	<b>1</b>	<b>\$18,000.00</b>	
<b>Brown (Texas)</b>	<b>1</b>	<u>Claimant Type</u>	<u>Claims Paid</u>	<u>Amount Paid</u>	<b>Payments in County</b>  <ul style="list-style-type: none"> <li>Resident</li> </ul>
		Resident of County	1	\$8,600.00	
		<b>Totals:</b>	<b>1</b>	<b>\$8,600.00</b>	
<b>Calhoun (Texas)</b>	<b>170</b>	<u>Claimant Type</u>	<u>Claims Paid</u>	<u>Amount Paid</u>	<b>Payments in County</b>  <ul style="list-style-type: none"> <li>Resident</li> <li>Loss</li> <li>Both</li> </ul>
		Resident of County	11	\$566,600.00	
		Resident and Loss in County	9	\$707,000.00	
		Claim Loss in County	25	\$416,500.00	
		<b>Totals:</b>	<b>45</b>	<b>\$1,690,100.00</b>	
<b>Cameron (Texas)</b>	<b>505</b>	<u>Claimant Type</u>	<u>Claims Paid</u>	<u>Amount Paid</u>	<b>Payments in County</b>  <ul style="list-style-type: none"> <li>Resident</li> <li>Both</li> </ul>
		Resident of County	11	\$272,100.00	
		Resident and Loss in County	59	\$1,438,000.00	
		<b>Totals:</b>	<b>70</b>	<b>\$1,710,100.00</b>	
<b>Chambers (Texas)</b>	<b>57</b>	<u>Claimant Type</u>	<u>Claims Paid</u>	<u>Amount Paid</u>	<b>Payments in County</b>  <ul style="list-style-type: none"> <li>Resident</li> <li>Loss</li> <li>Both</li> </ul>
		Resident of County	5	\$114,600.00	
		Resident and Loss in County	19	\$773,700.00	
		Claim Loss in County	6	\$122,500.00	
		<b>Totals:</b>	<b>30</b>	<b>\$1,010,800.00</b>	






## GCCF Program Statistics - Overall Summary (as of November 24, 2010, 5:05 PM ET)

County	Total Claims	Claimant Type	Claims Paid	Amount Paid	Payments in County
Cherokee (Texas)	5	<u>Claimant Type</u>	<u>Claims Paid</u>	<u>Amount Paid</u>	Payments in County  <ul style="list-style-type: none"> <li>Resident</li> </ul>
		Resident of County	1	\$1,700.00	
		<b>Totals:</b>	<b>1</b>	<b>\$1,700.00</b>	
Collin (Texas)	106	<u>Claimant Type</u>	<u>Claims Paid</u>	<u>Amount Paid</u>	Payments in County  <ul style="list-style-type: none"> <li>Resident</li> <li>Loss</li> </ul>
		Resident of County	38	\$480,600.00	
		Claim Loss in County	3	\$102,100.00	
<b>Totals:</b>	<b>41</b>	<b>\$582,700.00</b>			
Colorado (Texas)	5	<u>Claimant Type</u>	<u>Claims Paid</u>	<u>Amount Paid</u>	Payments in County  <ul style="list-style-type: none"> <li>Resident</li> </ul>
		Resident of County	1	\$36,000.00	
		<b>Totals:</b>	<b>1</b>	<b>\$36,000.00</b>	
Comal (Texas)	17	<u>Claimant Type</u>	<u>Claims Paid</u>	<u>Amount Paid</u>	Payments in County  <ul style="list-style-type: none"> <li>Resident</li> </ul>
		Resident of County	8	\$181,600.00	
		<b>Totals:</b>	<b>8</b>	<b>\$181,600.00</b>	
Dallas (Texas)	401	<u>Claimant Type</u>	<u>Claims Paid</u>	<u>Amount Paid</u>	Payments in County  <ul style="list-style-type: none"> <li>Resident</li> <li>Loss</li> <li>Both</li> </ul>
		Resident of County	50	\$599,900.00	
		Resident and Loss in County	2	\$145,500.00	
		Claim Loss in County	8	\$113,500.00	
<b>Totals:</b>	<b>60</b>	<b>\$858,900.00</b>			



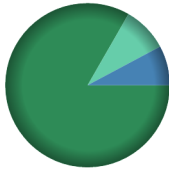
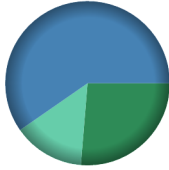
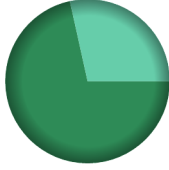


## GCCF Program Statistics - Overall Summary

(as of November 24, 2010, 5:05 PM ET)

County (Texas)	Total Claims	Claimant Type	Claims Paid	Amount Paid	Payments in County
Denton (Texas)	58	<u>Claimant Type</u>	<u>Claims Paid</u>	<u>Amount Paid</u>	Payments in County  Resident
		Resident of County	15	\$151,500.00	
		<b>Totals:</b>	<b>15</b>	<b>\$151,500.00</b>	
Ector (Texas)	2	<u>Claimant Type</u>	<u>Claims Paid</u>	<u>Amount Paid</u>	Payments in County  Resident
		Resident of County	1	\$1,500.00	
		<b>Totals:</b>	<b>1</b>	<b>\$1,500.00</b>	
El Paso (Texas)	7	<u>Claimant Type</u>	<u>Claims Paid</u>	<u>Amount Paid</u>	Payments in County  Resident
		Resident of County	1	\$3,700.00	
		<b>Totals:</b>	<b>1</b>	<b>\$3,700.00</b>	
Ellis (Texas)	12	<u>Claimant Type</u>	<u>Claims Paid</u>	<u>Amount Paid</u>	Payments in County  Resident
		Resident of County	1	\$25,000.00	
		<b>Totals:</b>	<b>1</b>	<b>\$25,000.00</b>	
Foard (Texas)	2	<u>Claimant Type</u>	<u>Claims Paid</u>	<u>Amount Paid</u>	Payments in County  Resident
		Resident of County	1	\$13,000.00	
		<b>Totals:</b>	<b>1</b>	<b>\$13,000.00</b>	


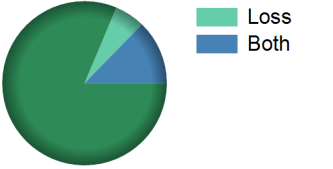


## GCCF Program Statistics - Overall Summary

(as of November 24, 2010, 5:05 PM ET)

County	Total Claims	Claimant Type	Claims Paid	Amount Paid	Payments in County
Fort Bend (Texas)	230				 <ul style="list-style-type: none"> <li><span style="color: green;">■</span> Resident</li> <li><span style="color: lightgreen;">■</span> Loss</li> <li><span style="color: blue;">■</span> Both</li> </ul>
		Resident of County	35	\$1,378,200.00	
		Resident and Loss in County	7	\$129,300.00	
		Claim Loss in County	6	\$147,300.00	
		<b>Totals:</b>	<b>48</b>	<b>\$1,654,800.00</b>	
Galveston (Texas)	1,327				 <ul style="list-style-type: none"> <li><span style="color: green;">■</span> Resident</li> <li><span style="color: lightgreen;">■</span> Loss</li> <li><span style="color: blue;">■</span> Both</li> </ul>
		Resident of County	130	\$3,746,800.00	
		Resident and Loss in County	375	\$8,500,900.00	
		Claim Loss in County	118	\$1,998,200.00	
		<b>Totals:</b>	<b>623</b>	<b>\$14,245,900.00</b>	
Grayson (Texas)	4				 <ul style="list-style-type: none"> <li><span style="color: green;">■</span> Resident</li> <li><span style="color: lightgreen;">■</span> Loss</li> </ul>
		Resident of County	1	\$8,300.00	
		Claim Loss in County	1	\$3,300.00	
		<b>Totals:</b>	<b>2</b>	<b>\$11,600.00</b>	
Gregg (Texas)	11				 <ul style="list-style-type: none"> <li><span style="color: green;">■</span> Resident</li> </ul>
		Resident of County	5	\$73,400.00	
		<b>Totals:</b>	<b>5</b>	<b>\$73,400.00</b>	
Guadalupe (Texas)	3				 <ul style="list-style-type: none"> <li><span style="color: green;">■</span> Resident</li> </ul>
		Resident of County	2	\$42,600.00	
		<b>Totals:</b>	<b>2</b>	<b>\$42,600.00</b>	

## GCCF Program Statistics - Overall Summary

(as of November 24, 2010, 5:05 PM ET)



County (Texas)	Total Claims	Claimant Type	Claims Paid	Amount Paid	Payments in County
Hardin (Texas)	20	<u>Claimant Type</u>	<u>Claims Paid</u>	<u>Amount Paid</u>	Payments in County 
		Resident and Loss in County	1	\$10,000.00	
		<b>Totals:</b>	<b>1</b>	<b>\$10,000.00</b>	
Harris (Texas)	3,037	<u>Claimant Type</u>	<u>Claims Paid</u>	<u>Amount Paid</u>	Payments in County 
		Resident of County	389	\$27,218,300.00	
		Resident and Loss in County	150	\$4,256,000.00	
		Claim Loss in County	107	\$1,988,400.00	
<b>Totals:</b>	<b>646</b>	<b>\$33,462,700.00</b>			
Harrison (Texas)	2	<u>Claimant Type</u>	<u>Claims Paid</u>	<u>Amount Paid</u>	Payments in County 
		Resident of County	1	\$10,400.00	
		<b>Totals:</b>	<b>1</b>	<b>\$10,400.00</b>	
Hays (Texas)	9	<u>Claimant Type</u>	<u>Claims Paid</u>	<u>Amount Paid</u>	Payments in County 
		Resident of County	2	\$41,300.00	
		<b>Totals:</b>	<b>2</b>	<b>\$41,300.00</b>	
Henderson (Texas)	5	<u>Claimant Type</u>	<u>Claims Paid</u>	<u>Amount Paid</u>	Payments in County 
		Resident of County	1	\$7,000.00	
		<b>Totals:</b>	<b>1</b>	<b>\$7,000.00</b>	

## GCCF Program Statistics - Overall Summary (as of November 24, 2010, 5:05 PM ET)

County	Total Claims	Claimant Type	Claims Paid	Amount Paid	Payments in County
<b>Hidalgo (Texas)</b>	<b>82</b>	<u>Claimant Type</u>	<u>Claims Paid</u>	<u>Amount Paid</u>	<b>Payments in County</b>  <ul style="list-style-type: none"> <li><span style="color: green;">■</span> Resident</li> <li><span style="color: lightgreen;">■</span> Loss</li> <li><span style="color: blue;">■</span> Both</li> </ul>
		Resident of County	3	\$10,700.00	
		Resident and Loss in County	1	\$6,000.00	
		Claim Loss in County	1	\$10,300.00	
<b>Totals:</b>	<b>5</b>	<b>\$27,000.00</b>			
<b>Hill (Texas)</b>	<b>3</b>	<u>Claimant Type</u>	<u>Claims Paid</u>	<u>Amount Paid</u>	<b>Payments in County</b>  <ul style="list-style-type: none"> <li><span style="color: green;">■</span> Resident</li> </ul>
		Resident of County	1	\$21,600.00	
		<b>Totals:</b>	<b>1</b>	<b>\$21,600.00</b>	
<b>Hopkins (Texas)</b>	<b>3</b>	<u>Claimant Type</u>	<u>Claims Paid</u>	<u>Amount Paid</u>	<b>Payments in County</b>  <ul style="list-style-type: none"> <li><span style="color: green;">■</span> Resident</li> </ul>
		Resident of County	1	\$9,700.00	
		<b>Totals:</b>	<b>1</b>	<b>\$9,700.00</b>	
<b>Jasper (Texas)</b>	<b>23</b>	<u>Claimant Type</u>	<u>Claims Paid</u>	<u>Amount Paid</u>	<b>Payments in County</b>  <ul style="list-style-type: none"> <li><span style="color: green;">■</span> Resident</li> </ul>
		Resident of County	5	\$190,700.00	
		<b>Totals:</b>	<b>5</b>	<b>\$190,700.00</b>	
<b>Jefferson (Texas)</b>	<b>1,419</b>	<u>Claimant Type</u>	<u>Claims Paid</u>	<u>Amount Paid</u>	<b>Payments in County</b>  <ul style="list-style-type: none"> <li><span style="color: green;">■</span> Resident</li> <li><span style="color: lightgreen;">■</span> Loss</li> <li><span style="color: blue;">■</span> Both</li> </ul>
		Resident of County	118	\$3,092,200.00	
		Resident and Loss in County	292	\$6,717,800.00	
		Claim Loss in County	54	\$1,282,400.00	
<b>Totals:</b>	<b>464</b>	<b>\$11,092,400.00</b>			





## GCCF Program Statistics - Overall Summary

(as of November 24, 2010, 5:05 PM ET)

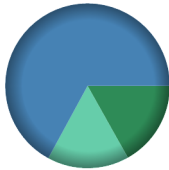




<b>Jim Hogg (Texas)</b>	<b>1</b>	<u>Claimant Type</u>	<u>Claims Paid</u>	<u>Amount Paid</u>	<b>Payments in County</b>  <span style="color: green;">■</span> Loss
		Claim Loss in County	1	\$32,400.00	
		<b>Totals:</b>	<b>1</b>	<b>\$32,400.00</b>	
<b>Jim Wells (Texas)</b>	<b>1</b>	<u>Claimant Type</u>	<u>Claims Paid</u>	<u>Amount Paid</u>	<b>Payments in County</b>  <span style="color: green;">■</span> Both
		Resident and Loss in County	1	\$79,900.00	
		<b>Totals:</b>	<b>1</b>	<b>\$79,900.00</b>	
<b>Johnson (Texas)</b>	<b>17</b>	<u>Claimant Type</u>	<u>Claims Paid</u>	<u>Amount Paid</u>	<b>Payments in County</b>  <span style="color: green;">■</span> Resident
		Resident of County	4	\$131,000.00	
		<b>Totals:</b>	<b>4</b>	<b>\$131,000.00</b>	
<b>Kaufman (Texas)</b>	<b>7</b>	<u>Claimant Type</u>	<u>Claims Paid</u>	<u>Amount Paid</u>	<b>Payments in County</b>  <span style="color: green;">■</span> Resident
		Resident of County	1	\$11,600.00	
		<b>Totals:</b>	<b>1</b>	<b>\$11,600.00</b>	
<b>Kendall (Texas)</b>	<b>3</b>	<u>Claimant Type</u>	<u>Claims Paid</u>	<u>Amount Paid</u>	<b>Payments in County</b>  <span style="color: green;">■</span> Resident
		Resident of County	2	\$15,700.00	
		<b>Totals:</b>	<b>2</b>	<b>\$15,700.00</b>	

## GCCF Program Statistics - Overall Summary

(as of November 24, 2010, 5:05 PM ET)

County (Texas)	Total Claims	Claimant Type	Claims Paid	Amount Paid	Payments in County
Kleberg (Texas)	2	<u>Claimant Type</u>	<u>Claims Paid</u>	<u>Amount Paid</u>	Payments in County  <ul style="list-style-type: none"> <li>Resident</li> </ul>
		Resident of County	1	\$32,400.00	
		<b>Totals:</b>	<b>1</b>	<b>\$32,400.00</b>	
Lamar (Texas)	1	<u>Claimant Type</u>	<u>Claims Paid</u>	<u>Amount Paid</u>	Payments in County  <ul style="list-style-type: none"> <li>Resident</li> </ul>
		Resident of County	1	\$3,200.00	
		<b>Totals:</b>	<b>1</b>	<b>\$3,200.00</b>	
Liberty (Texas)	19	<u>Claimant Type</u>	<u>Claims Paid</u>	<u>Amount Paid</u>	Payments in County  <ul style="list-style-type: none"> <li>Resident</li> <li>Both</li> </ul>
		Resident of County	2	\$31,400.00	
		Resident and Loss in County	2	\$105,000.00	
		<b>Totals:</b>	<b>4</b>	<b>\$136,400.00</b>	
Llano (Texas)	9	<u>Claimant Type</u>	<u>Claims Paid</u>	<u>Amount Paid</u>	Payments in County  <ul style="list-style-type: none"> <li>Resident</li> </ul>
		Resident of County	1	\$34,200.00	
		<b>Totals:</b>	<b>1</b>	<b>\$34,200.00</b>	
Lubbock (Texas)	7	<u>Claimant Type</u>	<u>Claims Paid</u>	<u>Amount Paid</u>	Payments in County  <ul style="list-style-type: none"> <li>Resident</li> </ul>
		Resident of County	1	\$3,400.00	
		<b>Totals:</b>	<b>1</b>	<b>\$3,400.00</b>	

## GCCF Program Statistics - Overall Summary (as of November 24, 2010, 5:05 PM ET)






County (Texas)	Total Claims	Claimant Type	Claims Paid	Amount Paid	Payments in County
Matagorda (Texas)	289				 <ul style="list-style-type: none"> <li><span style="color: green;">■</span> Resident</li> <li><span style="color: lightgreen;">■</span> Loss</li> <li><span style="color: blue;">■</span> Both</li> </ul>
		Resident of County	17	\$860,100.00	
		Resident and Loss in County	80	\$3,423,600.00	
		Claim Loss in County	12	\$820,100.00	
	<b>Totals:</b>		<b>109</b>	<b>\$5,103,800.00</b>	
McLennan (Texas)	16				 <ul style="list-style-type: none"> <li><span style="color: green;">■</span> Resident</li> </ul>
		Resident of County	10	\$196,100.00	
		<b>Totals:</b>	<b>10</b>	<b>\$196,100.00</b>	
Milam (Texas)	2				 <ul style="list-style-type: none"> <li><span style="color: green;">■</span> Resident</li> </ul>
		Resident of County	1	\$5,800.00	
		<b>Totals:</b>	<b>1</b>	<b>\$5,800.00</b>	
Montgomery (Texas)	162				 <ul style="list-style-type: none"> <li><span style="color: green;">■</span> Resident</li> <li><span style="color: blue;">■</span> Both</li> </ul>
		Resident of County	24	\$457,100.00	
		Resident and Loss in County	2	\$70,700.00	
		<b>Totals:</b>	<b>26</b>	<b>\$527,800.00</b>	
Nacogdoches (Texas)	20				 <ul style="list-style-type: none"> <li><span style="color: green;">■</span> Resident</li> <li><span style="color: lightgreen;">■</span> Loss</li> </ul>
		Resident of County	3	\$89,000.00	
		Claim Loss in County	4	\$250,400.00	
		<b>Totals:</b>	<b>7</b>	<b>\$339,400.00</b>	

## GCCF Program Statistics - Overall Summary (as of November 24, 2010, 5:05 PM ET)


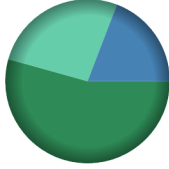



County (Texas)	Total Claims	Claimant Type	Claims Paid	Amount Paid	Payments in County
<b>Nueces (Texas)</b>	<b>98</b>	<u>Claimant Type</u>	<u>Claims Paid</u>	<u>Amount Paid</u>	<ul style="list-style-type: none"> <li>Resident</li> <li>Loss</li> <li>Both</li> </ul>
		Resident of County	5	\$90,200.00	
		Resident and Loss in County	3	\$73,900.00	
		Claim Loss in County	1	\$15,200.00	
<b>Totals:</b>	<b>9</b>	<b>\$179,300.00</b>			
<b>Orange (Texas)</b>	<b>197</b>	<u>Claimant Type</u>	<u>Claims Paid</u>	<u>Amount Paid</u>	<ul style="list-style-type: none"> <li>Resident</li> <li>Loss</li> <li>Both</li> </ul>
		Resident of County	20	\$258,600.00	
		Resident and Loss in County	17	\$424,900.00	
		Claim Loss in County	6	\$139,800.00	
<b>Totals:</b>	<b>43</b>	<b>\$823,300.00</b>			
<b>Parker (Texas)</b>	<b>4</b>	<u>Claimant Type</u>	<u>Claims Paid</u>	<u>Amount Paid</u>	<ul style="list-style-type: none"> <li>Resident</li> </ul>
		Resident of County	2	\$17,300.00	
<b>Totals:</b>	<b>2</b>	<b>\$17,300.00</b>			
<b>Polk (Texas)</b>	<b>7</b>	<u>Claimant Type</u>	<u>Claims Paid</u>	<u>Amount Paid</u>	<ul style="list-style-type: none"> <li>Resident</li> </ul>
		Resident of County	2	\$81,700.00	
<b>Totals:</b>	<b>2</b>	<b>\$81,700.00</b>			
<b>Presidio (Texas)</b>	<b>2</b>	<u>Claimant Type</u>	<u>Claims Paid</u>	<u>Amount Paid</u>	<ul style="list-style-type: none"> <li>Resident</li> </ul>
		Resident of County	2	\$3,900.00	
<b>Totals:</b>	<b>2</b>	<b>\$3,900.00</b>			



## GCCF Program Statistics - Overall Summary (as of November 24, 2010, 5:05 PM ET)

Refugio (Texas)	3	<u>Claimant Type</u>	<u>Claims Paid</u>	<u>Amount Paid</u>	Payments in County
		Resident of County	1	\$26,900.00	 <span style="color: green;">■</span> Resident
		<b>Totals:</b>	<b>1</b>	<b>\$26,900.00</b>	
Rockwall (Texas)	9	<u>Claimant Type</u>	<u>Claims Paid</u>	<u>Amount Paid</u>	Payments in County
		Resident of County	3	\$46,500.00	 <span style="color: green;">■</span> Resident
		<b>Totals:</b>	<b>3</b>	<b>\$46,500.00</b>	
Sabine (Texas)	3	<u>Claimant Type</u>	<u>Claims Paid</u>	<u>Amount Paid</u>	Payments in County
		Resident of County	1	\$40,000.00	 <span style="color: green;">■</span> Resident
		<b>Totals:</b>	<b>1</b>	<b>\$40,000.00</b>	
San Jacinto (Texas)	6	<u>Claimant Type</u>	<u>Claims Paid</u>	<u>Amount Paid</u>	Payments in County
		Resident of County	3	\$48,900.00	 <span style="color: green;">■</span> Resident <span style="color: lightgreen;">■</span> Loss
		Claim Loss in County	1	\$30,000.00	
		<b>Totals:</b>	<b>4</b>	<b>\$78,900.00</b>	
San Patricio (Texas)	75	<u>Claimant Type</u>	<u>Claims Paid</u>	<u>Amount Paid</u>	Payments in County
		Resident of County	1	\$1,000.00	 <span style="color: green;">■</span> Resident <span style="color: lightgreen;">■</span> Both
		Resident and Loss in County	6	\$140,400.00	
		<b>Totals:</b>	<b>7</b>	<b>\$141,400.00</b>	

## GCCF Program Statistics - Overall Summary (as of November 24, 2010, 5:05 PM ET)




County	Total Claims	Claimant Type	Claims Paid	Amount Paid	Payments in County
Smith (Texas)	9	<u>Claimant Type</u>	<u>Claims Paid</u>	<u>Amount Paid</u>	Payments in County  <ul style="list-style-type: none"> <li>Resident</li> </ul>
		Resident of County	1	\$35,200.00	
		<b>Totals:</b>	<b>1</b>	<b>\$35,200.00</b>	
Tarrant (Texas)	254	<u>Claimant Type</u>	<u>Claims Paid</u>	<u>Amount Paid</u>	Payments in County  <ul style="list-style-type: none"> <li>Resident</li> <li>Loss</li> <li>Both</li> </ul>
		Resident of County	56	\$994,300.00	
		Resident and Loss in County	4	\$351,100.00	
		Claim Loss in County	8	\$484,200.00	
<b>Totals:</b>	<b>68</b>	<b>\$1,829,600.00</b>			
Titus (Texas)	2	<u>Claimant Type</u>	<u>Claims Paid</u>	<u>Amount Paid</u>	Payments in County  <ul style="list-style-type: none"> <li>Resident</li> </ul>
		Resident of County	1	\$1,000.00	
		<b>Totals:</b>	<b>1</b>	<b>\$1,000.00</b>	
Travis (Texas)	112	<u>Claimant Type</u>	<u>Claims Paid</u>	<u>Amount Paid</u>	Payments in County  <ul style="list-style-type: none"> <li>Resident</li> <li>Both</li> </ul>
		Resident of County	16	\$169,600.00	
		Resident and Loss in County	1	\$15,000.00	
		<b>Totals:</b>	<b>17</b>	<b>\$184,600.00</b>	
Tyler (Texas)	4	<u>Claimant Type</u>	<u>Claims Paid</u>	<u>Amount Paid</u>	Payments in County  <ul style="list-style-type: none"> <li>Resident</li> </ul>
		Resident of County	3	\$28,000.00	
		<b>Totals:</b>	<b>3</b>	<b>\$28,000.00</b>	

## GCCF Program Statistics - Overall Summary (as of November 24, 2010, 5:05 PM ET)

County (Texas)	Total Claims	Claimant Type	Claims Paid	Amount Paid	Payments in County
Unknown (Texas)	24				 Resident
		Resident of County	2	\$86,000.00	
		<b>Totals:</b>	<b>2</b>	<b>\$86,000.00</b>	
Vermilion (Texas)	2				 Loss
		Claim Loss in County	2	\$42,500.00	
		<b>Totals:</b>	<b>2</b>	<b>\$42,500.00</b>	
Victoria (Texas)	18				 Resident Loss
		Resident of County	3	\$44,700.00	
		Claim Loss in County	1	\$6,900.00	
		<b>Totals:</b>	<b>4</b>	<b>\$51,600.00</b>	
Waller (Texas)	5				 Resident
		Resident of County	1	\$24,500.00	
		<b>Totals:</b>	<b>1</b>	<b>\$24,500.00</b>	
Webb (Texas)	3				 Resident
		Resident of County	1	\$23,800.00	
		<b>Totals:</b>	<b>1</b>	<b>\$23,800.00</b>	

## GCCF Program Statistics - Overall Summary

(as of November 24, 2010, 5:05 PM ET)

County (Texas)	Total Claims	Claimant Type	Claims Paid	Amount Paid	Payments in County
Wichita	5	Resident of County	1	\$2,700.00	 <span style="color: green;">■</span> Resident
		<b>Totals:</b>	<b>1</b>	<b>\$2,700.00</b>	
Williamson	28	Resident of County	7	\$71,500.00	 <span style="color: green;">■</span> Resident
		<b>Totals:</b>	<b>7</b>	<b>\$71,500.00</b>	
Wise	1	Resident of County	1	\$7,600.00	 <span style="color: green;">■</span> Resident
		<b>Totals:</b>	<b>1</b>	<b>\$7,600.00</b>	