

GCCF Program Statistics - Overall Summary (as of November 23, 2010, 5:05 PM ET)

Claimant Status	No. of Claimants
TOTAL GCCF Claimants to Date <i>(Claimants may have one or more Claim Type)</i>	439,477
1. Claimants Paid and Approved for Payment	127,426
2. Claimants Requiring Additional Information or Documentation <i>(Claimants providing no documentation: 78,235)</i>	140,810
3. Claimants Referred to Government, Moratorium and Real Estate funds	19
4. Denied Claimants	69,247
5. Claimants Under Review (Emergency Advance Payment)	93,156
6. Claimants Under Review (for Final Claim only)	8,819

Claimants <i>(Claimants may have one or more Claim Type)</i>	No. of Claimants
1. Individual*	366,275
2. Business*	73,202
<i>*Individual v. Business classification is subject to change.</i>	
<i>Represented Claimants: 10,616</i>	
Total to Date	439,477

Claims by Emergency Or Final Payment	No. of Claims Paid or Approved for Payment	No. of Claims Paid	Amount Paid
1. Emergency Advance Payment (One Month)	11,231	11,203	\$ 101,239,275.88
2. Emergency Advance Payment (Six Months)	116,479	115,109	\$ 1,867,315,815.00
Sub-Total to Date	127,710	126,312	\$ 1,968,555,090.88

Separate Fund for Real Estate Brokers and Agents			\$ 41,500,000.00
Total to Date			\$ 2,010,055,090.88

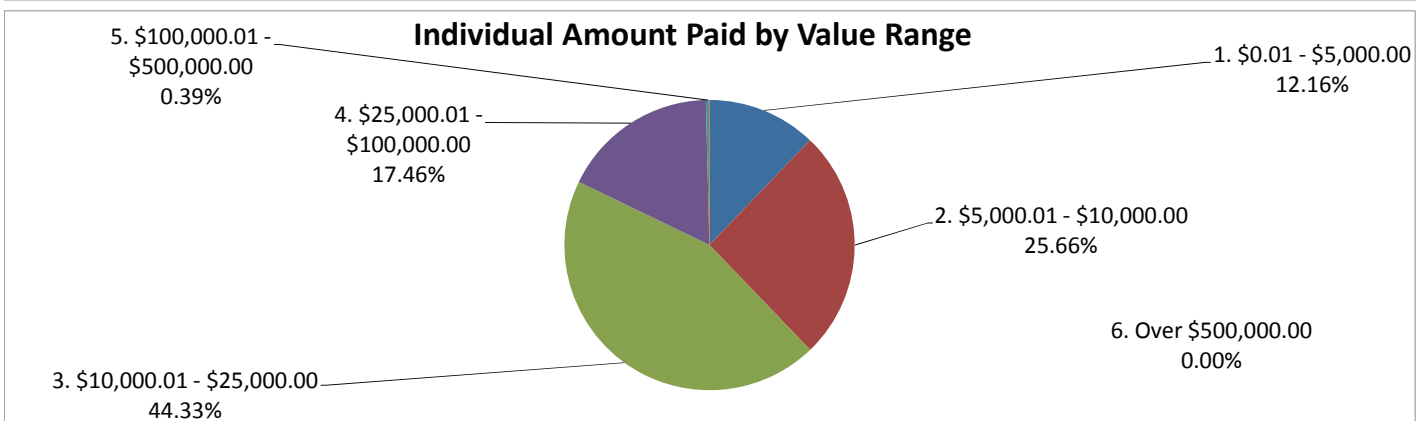
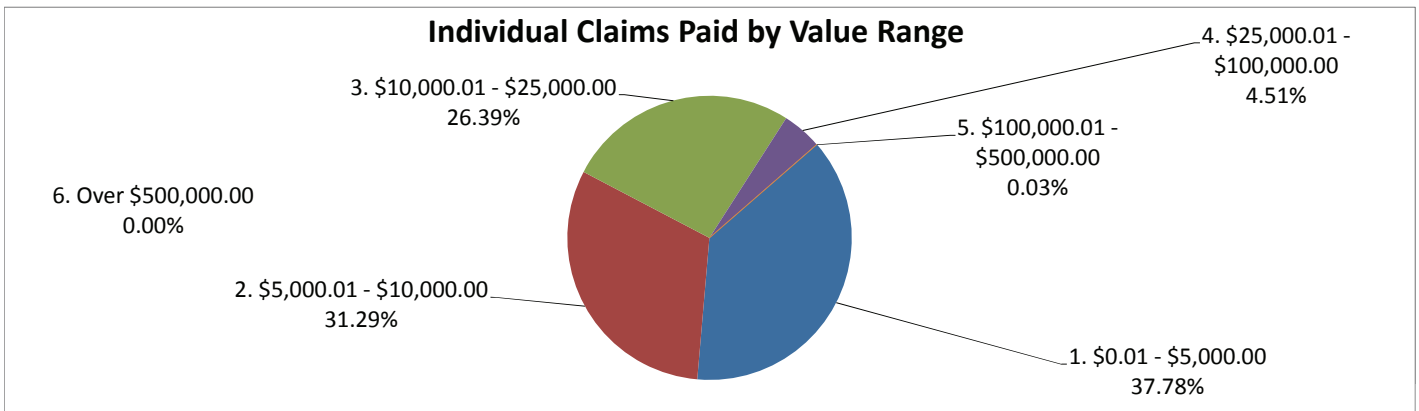
Claims by Category <i>(includes Individual and Business)</i>	No. of Claims Paid	Amount Paid
1. Removal and Clean Up Costs	0	\$ -
2. Real or Personal Property	96	\$ 755,463.38
3. Lost Earnings or Profits	126,193	\$ 1,967,772,291.00
4. Loss of Subsistence Use of Natural Resources	5	\$ 13,000.00
5. Physical Injury / Death	18	\$ 14,336.50
Total to Date	126,312	\$ 1,968,555,090.88

Claims by Type	No. of Claims Paid	No. of Claims Paid where Claimant Participated in BP Claims Process	No. of Claims Paid for new Claimants	Total Amount Paid
1. Individual	93,088	24,357	68,731	\$ 853,819,114.88
2. Business	33,224	22,521	10,703	\$ 1,114,735,976.00
Total to Date	126,312	46,878	79,434	\$ 1,968,555,090.88

GCCF Program Statistics - Overall Summary
(as of November 23, 2010, 5:05 PM ET)

Individual Claims by Amount
(Claimants may have more than one Claim Type)

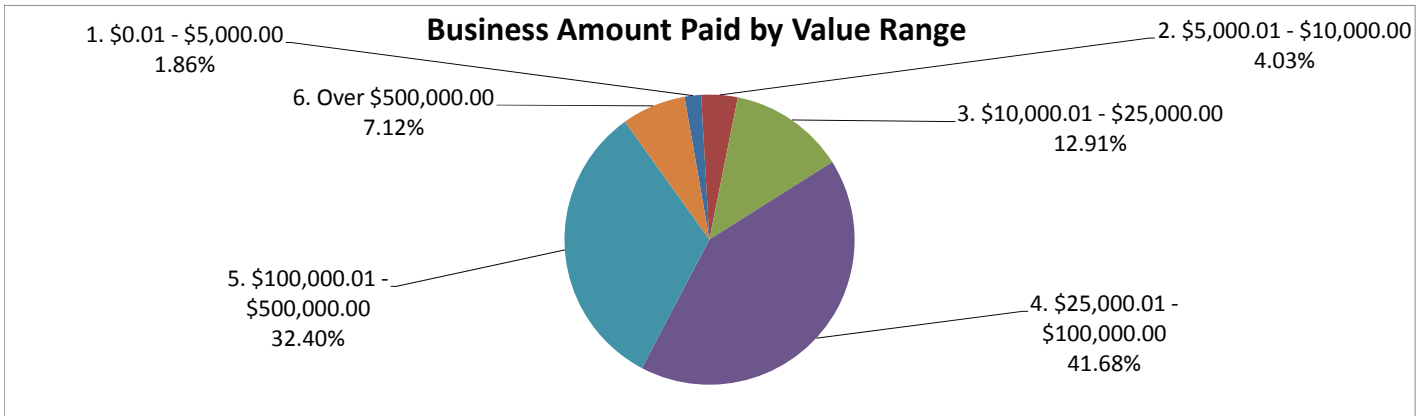
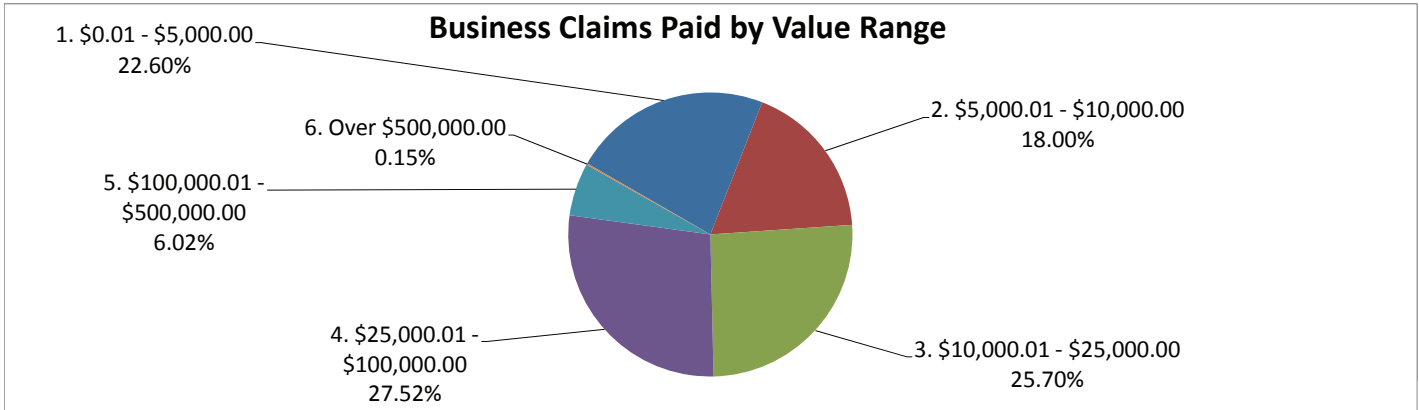
Claims by Amount	No. of Claims Paid	Amount Paid
1. \$0.01 - \$5,000.00	35,173	\$ 103,823,536.50
2. \$5,000.01 - \$10,000.00	29,125	\$ 219,084,400.00
3. \$10,000.01 - \$25,000.00	24,570	\$ 378,538,150.00
4. \$25,000.01 - \$100,000.00	4,194	\$ 149,043,928.38
5. \$100,000.01 - \$500,000.00	26	\$ 3,329,100.00
6. Over \$500,000.00	0	\$ -
Total to Date	93,088	\$ 853,819,114.88



GCCF Program Statistics - Overall Summary
(as of November 23, 2010, 5:05 PM ET)

Business Claims by Amount
(Claimants may have more than one Claim Type)

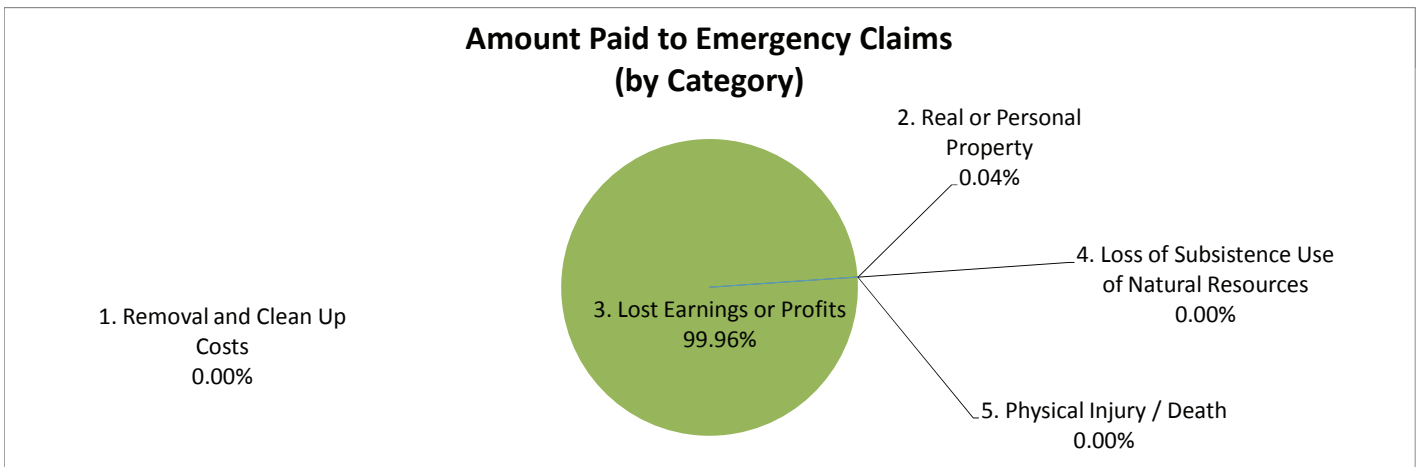
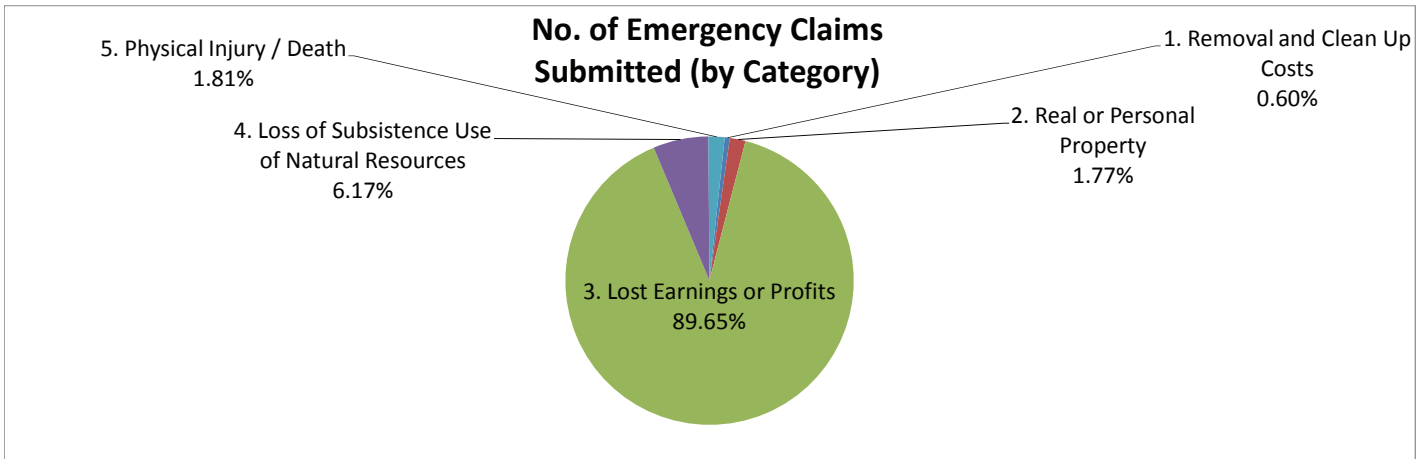
Claims by Amount	No. of Claims Paid	Amount Paid
1. \$0.01 - \$5,000.00	7,510	\$ 20,709,000.00
2. \$5,000.01 - \$10,000.00	5,980	\$ 44,958,400.00
3. \$10,000.01 - \$25,000.00	8,540	\$ 143,931,300.00
4. \$25,000.01 - \$100,000.00	9,144	\$ 464,621,100.00
5. \$100,000.01 - \$500,000.00	2,000	\$ 361,122,600.00
6. Over \$500,000.00	50	\$ 79,393,576.00
Total to Date	33,224	\$ 1,114,735,976.00



GCCF Program Statistics - Overall Summary
(as of November 23, 2010, 5:05 PM ET)

Emergency Advance Claim Counts by Category
(Claimants may have more than one Claim Type)

Claims for Emergency Advance Payment	Claims Submitted	No. of Claims Paid	Amount Paid
1. Removal and Clean Up Costs	2,831	0	\$ -
2. Real or Personal Property	8,338	96	\$ 755,463.38
3. Lost Earnings or Profits	422,970	126,193	\$ 1,967,772,291.00
4. Loss of Subsistence Use of Natural Resources	29,131	5	\$ 13,000.00
5. Physical Injury / Death	8,518	18	\$ 14,336.50
Total to Date	471,788	126,312	\$ 1,968,555,090.88




GCCF Program Statistics - Overall Summary

(as of November 23, 2010, 5:05 PM ET)

Final Payment Claim Counts by Category

(Claimants may have more than one Claim Type)

Claims Seeking Final Payment	Claims Submitted	No. of Claims Paid	Amount Paid
1. Removal and Clean Up Costs	471	0	\$ -
2. Real or Personal Property	1,869	0	\$ -
3. Lost Earnings or Profits	25,187	0	\$ -
4. Loss of Subsistence Use of Natural Resources	2,544	0	\$ -
5. Physical Injury / Death	643	0	\$ -
Total to Date	30,714	0	\$ -



Amount Paid to Final Claims (by Category)

No data to chart yet

GCCF Program Statistics - Overall Summary

(as of November 23, 2010, 5:05 PM ET)

Claims by Category and Amount

(Claimants may have more than one Claim Type)

Claims by Category and Amount	No. of Claims Paid	Amount Paid
1. Removal and Clean Up Costs		
a. \$0.01 - \$5,000.00	0	\$ -
b. \$5,000.01 - \$10,000.00	0	\$ -
c. \$10,000.01 - \$25,000.00	0	\$ -
d. \$25,000.01 - \$100,000.00	0	\$ -
e. \$100,000.01 - \$500,000.00	0	\$ -
f. Over \$500,000.00	0	\$ -
Sub-Total to Date	0	\$ -
2. Real or Personal Property		
a. \$0.01 - \$5,000.00	62	\$ 125,000.00
b. \$5,000.01 - \$10,000.00	18	\$ 125,700.00
c. \$10,000.01 - \$25,000.00	10	\$ 164,200.00
d. \$25,000.01 - \$100,000.00	5	\$ 164,463.38
e. \$100,000.01 - \$500,000.00	1	\$ 176,100.00
f. Over \$500,000.00	0	\$ -
Sub-Total to Date	96	\$ 755,463.38
3. Lost Earnings or Profits		
a. \$0.01 - \$5,000.00	42,598	\$ 124,380,200.00
b. \$5,000.01 - \$10,000.00	35,087	\$ 263,917,100.00
c. \$10,000.01 - \$25,000.00	33,100	\$ 522,305,250.00
d. \$25,000.01 - \$100,000.00	13,333	\$ 613,500,565.00
e. \$100,000.01 - \$500,000.00	2,025	\$ 364,275,600.00
f. Over \$500,000.00	50	\$ 79,393,576.00
Sub-Total to Date	126,193	\$ 1,967,772,291.00

GCCF Program Statistics - Overall Summary (as of November 23, 2010, 5:05 PM ET)

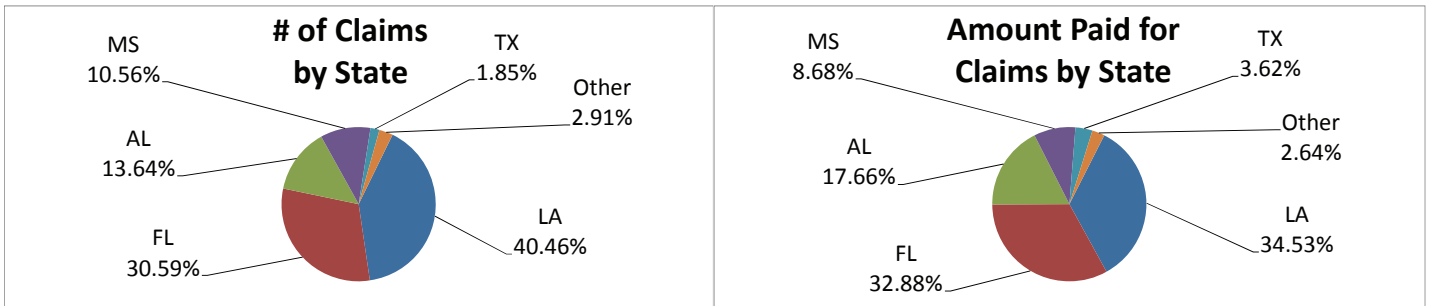
Claims by Category and Amount (Claimants may have more than one Claim Type)

Claims by Category and Amount	No. of Claims Paid	Amount Paid
4. Loss of Subsistence Use of Natural Resources		
a. \$0.01 - \$5,000.00	5	\$ 13,000.00
b. \$5,000.01 - \$10,000.00	0	\$ -
c. \$10,000.01 - \$25,000.00	0	\$ -
d. \$25,000.01 - \$100,000.00	0	\$ -
e. \$100,000.01 - \$500,000.00	0	\$ -
f. Over \$500,000.00	0	\$ -
Sub-Total to Date	5	\$ 13,000.00
5. Physical Injury / Death		
a. \$0.01 - \$5,000.00	18	\$ 14,336.50
b. \$5,000.01 - \$10,000.00	0	\$ -
c. \$10,000.01 - \$25,000.00	0	\$ -
d. \$25,000.01 - \$100,000.00	0	\$ -
e. \$100,000.01 - \$500,000.00	0	\$ -
f. Over \$500,000.00	0	\$ -
Sub-Total to Date	18	\$ 14,336.50
6. Other Claims		
a. \$0.01 - \$5,000.00	0	\$ -
b. \$5,000.01 - \$10,000.00	0	\$ -
c. \$10,000.01 - \$25,000.00	0	\$ -
d. \$25,000.01 - \$100,000.00	0	\$ -
e. \$100,000.01 - \$500,000.00	0	\$ -
f. Over \$500,000.00	0	\$ -
Sub-Total to Date	0	\$ -
Total to Date	126,312	\$ 1,968,555,090.88

GCCF Program Statistics - Overall Summary (as of November 23, 2010, 5:05 PM ET)

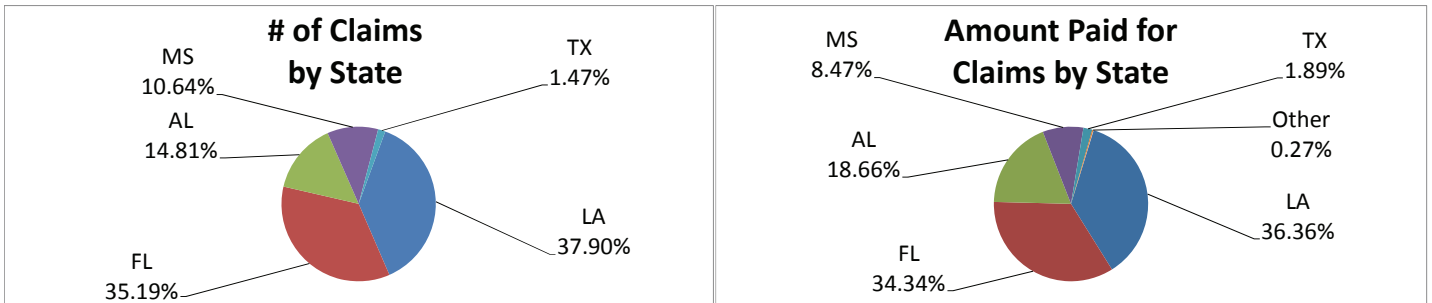
Claims by State of Residence (Claimants may have more than one Claim Type)

Claim State of Residence	Claims Submitted	No. of Claims Paid	Amount Paid
Louisiana	203,306	44,382	\$ 679,738,050.00
Florida	153,715	43,615	\$ 647,192,476.00
Alabama	68,519	20,044	\$ 347,639,228.38
Mississippi	53,061	11,477	\$ 170,832,936.50
Texas	9,297	2,119	\$ 71,244,300.00
Others	14,604	4,675	\$ 51,908,100.00
Total to Date	502,502	126,312	\$ 1,968,555,090.88



Claims by State of Loss (Claimants may have more than one Claim Type)

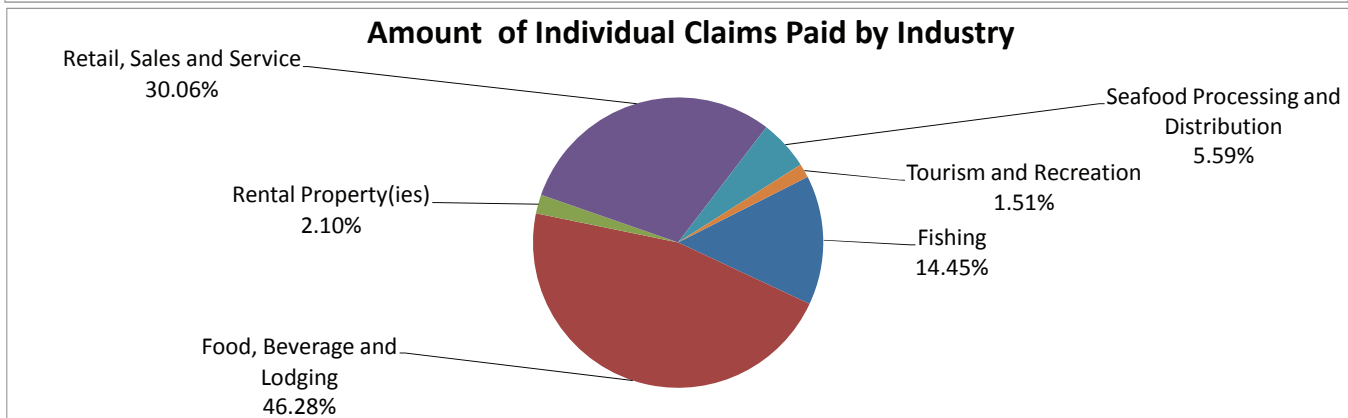
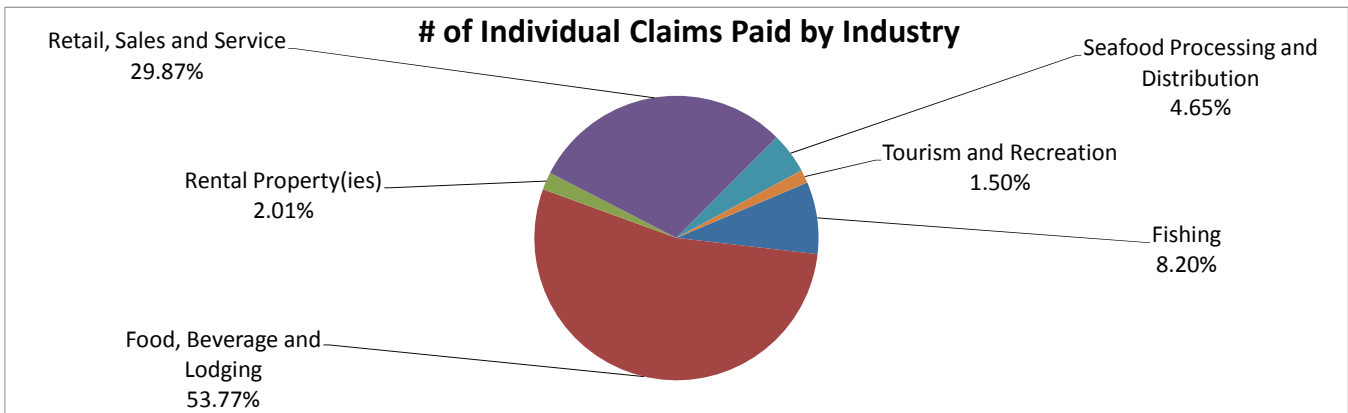
Claim State of Loss	Claims Submitted	No. of Claims Paid	Amount Paid
Louisiana	103,827	44,930	\$ 715,857,115.00
Florida	96,403	46,921	\$ 675,967,976.00
Alabama	40,572	21,644	\$ 367,422,400.00
Mississippi	29,142	11,064	\$ 166,793,100.00
Texas	4,017	1,461	\$ 37,146,500.00
Other State / Pending Location Verification		292	\$ 5,367,999.88
Total to Date		126,312	\$ 1,968,555,090.88



GCCF Program Statistics - Overall Summary
 (as of November 23, 2010, 5:05 PM ET)

Individual Lost Earnings or Profits Claims Paid by Industry
 (Claimants may have more than one Claim Type)

Claims by Amount	No. of Claims Paid	Amount Paid
Fishing	7,626	\$ 123,375,300.00
Food, Beverage and Lodging	50,003	\$ 395,018,700.00
Rental Property(ies)	1,873	\$ 17,952,600.00
Retail, Sales and Service	27,781	\$ 256,562,500.00
Seafood Processing and Distribution	4,324	\$ 47,695,115.00
Tourism and Recreation	1,394	\$ 12,911,000.00
Total to Date	93,001	\$ 853,515,215.00

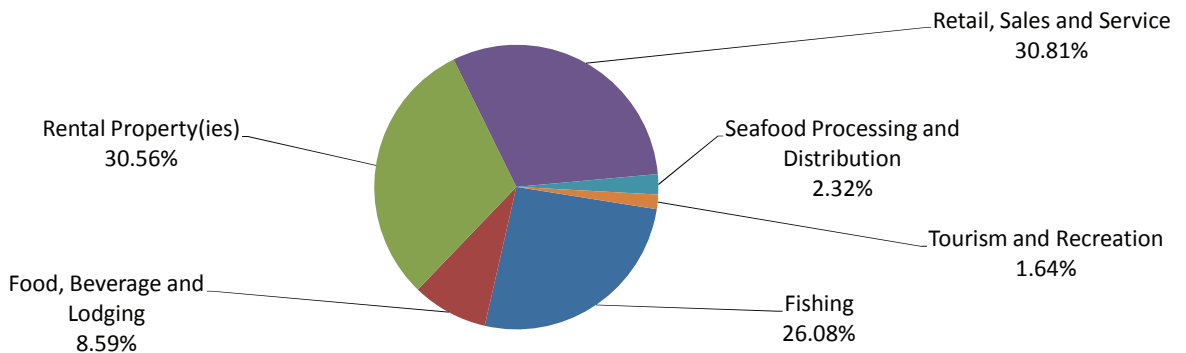


GCCF Program Statistics - Overall Summary
 (as of November 23, 2010, 5:05 PM ET)

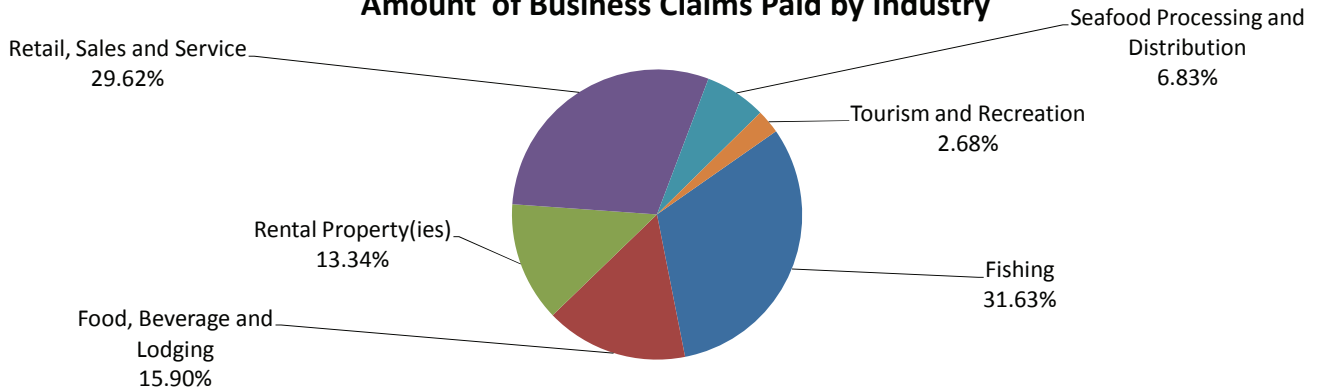
Business Lost Earnings or Profits Claims Paid by Industry
 (Claimants may have more than one Claim Type)

Claims by Amount	No. of Claims Paid	Amount Paid
Fishing	8,658	\$ 352,409,100.00
Food, Beverage and Lodging	2,850	\$ 177,151,100.00
Rental Property(ies)	10,142	\$ 148,679,476.00
Retail, Sales and Service	10,227	\$ 329,990,300.00
Seafood Processing and Distribution	770	\$ 76,144,300.00
Tourism and Recreation	545	\$ 29,882,800.00
Total to Date	33,192	\$ 1,114,257,076.00


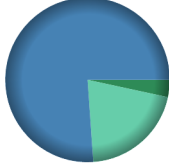



of Business Claims Paid by Industry



Amount of Business Claims Paid by Industry


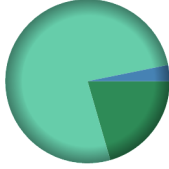





GCCF Program Statistics - Overall Summary (as of November 23, 2010, 5:05 PM ET)

County Name	Residents	Claimant Type	Claims Paid	Amount Paid	Payments in County
Autauga (Alabama)	52	<u>Claimant Type</u>	<u>Claims Paid</u>	<u>Amount Paid</u>	Payments in County  <ul style="list-style-type: none"> ■ Resident ■ Both
		Resident of County	13	\$112,400.00	
		Resident and Loss in County	1	\$2,300.00	
		Totals:	14	\$114,700.00	
Baldwin (Alabama)	25,782	<u>Claimant Type</u>	<u>Claims Paid</u>	<u>Amount Paid</u>	Payments in County  <ul style="list-style-type: none"> ■ Resident ■ Loss ■ Both
		Resident of County	550	\$8,395,363.38	
		Resident and Loss in County	9,264	\$188,922,300.00	
		Claim Loss in County	4,264	\$50,930,400.00	
Totals:	14,078	\$248,248,063.38			
Barbour (Alabama)	19	<u>Claimant Type</u>	<u>Claims Paid</u>	<u>Amount Paid</u>	Payments in County  <ul style="list-style-type: none"> ■ Resident ■ Both
		Resident of County	2	\$25,600.00	
		Resident and Loss in County	2	\$91,300.00	
		Totals:	4	\$116,900.00	
Bibb (Alabama)	10	<u>Claimant Type</u>	<u>Claims Paid</u>	<u>Amount Paid</u>	Payments in County  <ul style="list-style-type: none"> ■ Resident
		Resident of County	6	\$26,700.00	
		Totals:	6	\$26,700.00	
Blount (Alabama)	12	<u>Claimant Type</u>	<u>Claims Paid</u>	<u>Amount Paid</u>	Payments in County  <ul style="list-style-type: none"> ■ Resident
		Resident of County	3	\$14,200.00	
		Totals:	3	\$14,200.00	



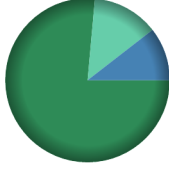


GCCF Program Statistics - Overall Summary

(as of November 23, 2010, 5:05 PM ET)



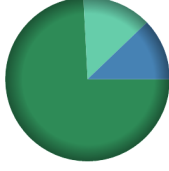
County (Alabama)	Total Claims	Claimant Type	Claims Paid	Amount Paid	Payments in County
Bullock (Alabama)	7	<u>Claimant Type</u>	<u>Claims Paid</u>	<u>Amount Paid</u>	Payments in County  <ul style="list-style-type: none"> Resident
		Resident of County	2	\$19,700.00	
		Totals:	2	\$19,700.00	
Butler (Alabama)	34	<u>Claimant Type</u>	<u>Claims Paid</u>	<u>Amount Paid</u>	Payments in County  <ul style="list-style-type: none"> Resident Loss Both
		Resident of County	4	\$34,800.00	
		Resident and Loss in County	1	\$5,400.00	
		Claim Loss in County	2	\$129,200.00	
Totals:	7	\$169,400.00			
Calhoun (Alabama)	95	<u>Claimant Type</u>	<u>Claims Paid</u>	<u>Amount Paid</u>	Payments in County  <ul style="list-style-type: none"> Resident
		Resident of County	22	\$224,500.00	
		Totals:	22	\$224,500.00	
Chambers (Alabama)	11	<u>Claimant Type</u>	<u>Claims Paid</u>	<u>Amount Paid</u>	Payments in County  <ul style="list-style-type: none"> Resident
		Resident of County	2	\$27,000.00	
		Totals:	2	\$27,000.00	
Cherokee (Alabama)	12	<u>Claimant Type</u>	<u>Claims Paid</u>	<u>Amount Paid</u>	Payments in County  <ul style="list-style-type: none"> Resident
		Resident of County	5	\$43,100.00	
		Totals:	5	\$43,100.00	

GCCF Program Statistics - Overall Summary

(as of November 23, 2010, 5:05 PM ET)

County (Alabama)	Total Claims	Claimant Type	Claims Paid	Amount Paid	Payments in County
Chilton (Alabama)	21	<u>Claimant Type</u>	<u>Claims Paid</u>	<u>Amount Paid</u>	Payments in County  <ul style="list-style-type: none"> ■ Resident ■ Both
		Resident of County	4	\$38,300.00	
		Resident and Loss in County	2	\$79,900.00	
		Totals:	6	\$118,200.00	
Choctaw (Alabama)	36	<u>Claimant Type</u>	<u>Claims Paid</u>	<u>Amount Paid</u>	Payments in County  <ul style="list-style-type: none"> ■ Resident ■ Both
		Resident of County	2	\$11,000.00	
		Resident and Loss in County	1	\$68,400.00	
		Totals:	3	\$79,400.00	
Clarke (Alabama)	231	<u>Claimant Type</u>	<u>Claims Paid</u>	<u>Amount Paid</u>	Payments in County  <ul style="list-style-type: none"> ■ Resident ■ Loss ■ Both
		Resident of County	30	\$293,500.00	
		Resident and Loss in County	4	\$40,400.00	
		Claim Loss in County	4	\$50,100.00	
Totals:	38	\$384,000.00			
Clay (Alabama)	8	<u>Claimant Type</u>	<u>Claims Paid</u>	<u>Amount Paid</u>	Payments in County  <ul style="list-style-type: none"> ■ Resident
		Resident of County	4	\$55,200.00	
		Totals:	4	\$55,200.00	
Cleburne (Alabama)	4	<u>Claimant Type</u>	<u>Claims Paid</u>	<u>Amount Paid</u>	Payments in County  <ul style="list-style-type: none"> ■ Resident
		Resident of County	1	\$3,000.00	
		Totals:	1	\$3,000.00	

GCCF Program Statistics - Overall Summary (as of November 23, 2010, 5:05 PM ET)

County (Alabama)	Total Claims	Claimant Type	Claims Paid	Amount Paid	Payments in County
Coffee (Alabama)	53	<u>Claimant Type</u>	<u>Claims Paid</u>	<u>Amount Paid</u>	Payments in County  <ul style="list-style-type: none"> Resident Both
		Resident of County	10	\$84,500.00	
		Resident and Loss in County	1	\$3,000.00	
		Totals:	11	\$87,500.00	
Colbert (Alabama)	42	<u>Claimant Type</u>	<u>Claims Paid</u>	<u>Amount Paid</u>	Payments in County  <ul style="list-style-type: none"> Resident
		Resident of County	25	\$248,100.00	
		Totals:	25	\$248,100.00	
		Conecuh (Alabama)	31	<u>Claimant Type</u>	
Resident of County	5			\$51,700.00	
Totals:	5			\$51,700.00	
Coosa (Alabama)	6			<u>Claimant Type</u>	<u>Claims Paid</u>
		Resident of County	4	\$42,700.00	
		Resident and Loss in County	1	\$150,000.00	
		Totals:	5	\$192,700.00	
Covington (Alabama)	118	<u>Claimant Type</u>	<u>Claims Paid</u>	<u>Amount Paid</u>	Payments in County  <ul style="list-style-type: none"> Resident Loss Both
		Resident of County	31	\$595,800.00	
		Resident and Loss in County	3	\$97,800.00	
		Claim Loss in County	2	\$109,500.00	
		Totals:	36	\$803,100.00	

GCCF Program Statistics - Overall Summary

(as of November 23, 2010, 5:05 PM ET)


County (Alabama)	Total Claims	Claimant Type	Claims Paid	Amount Paid	Payments in County
Crenshaw (Alabama)	27	<u>Claimant Type</u>	<u>Claims Paid</u>	<u>Amount Paid</u>	 <ul style="list-style-type: none"> ■ Resident ■ Loss ■ Both
		Resident of County	1	\$2,100.00	
		Resident and Loss in County	1	\$1,500.00	
		Claim Loss in County	1	\$4,000.00	
Totals:	3	\$7,600.00			
Cullman (Alabama)	60	<u>Claimant Type</u>	<u>Claims Paid</u>	<u>Amount Paid</u>	 <ul style="list-style-type: none"> ■ Resident
		Resident of County	37	\$354,400.00	
		Totals:	37	\$354,400.00	
Dale (Alabama)	50	<u>Claimant Type</u>	<u>Claims Paid</u>	<u>Amount Paid</u>	 <ul style="list-style-type: none"> ■ Resident ■ Both
		Resident of County	10	\$81,600.00	
		Resident and Loss in County	1	\$37,600.00	
		Totals:	11	\$119,200.00	
Dallas (Alabama)	57	<u>Claimant Type</u>	<u>Claims Paid</u>	<u>Amount Paid</u>	 <ul style="list-style-type: none"> ■ Resident ■ Both
		Resident of County	10	\$108,600.00	
		Resident and Loss in County	1	\$15,000.00	
		Totals:	11	\$123,600.00	
Dekalb (Alabama)	23	<u>Claimant Type</u>	<u>Claims Paid</u>	<u>Amount Paid</u>	 <ul style="list-style-type: none"> ■ Resident ■ Loss
		Resident of County	13	\$143,100.00	
		Claim Loss in County	1	\$10,800.00	
		Totals:	14	\$153,900.00	

GCCF Program Statistics - Overall Summary






(as of November 23, 2010, 5:05 PM ET)

County (Alabama)	Total Claims	Claimant Type	Claims Paid	Amount Paid	Payments in County
Elmore (Alabama)	65	<u>Claimant Type</u>	<u>Claims Paid</u>	<u>Amount Paid</u>	Payments in County  <ul style="list-style-type: none"> Resident Both
		Resident of County	22	\$235,300.00	
		Resident and Loss in County	1	\$19,200.00	
		Totals:	23	\$254,500.00	
Escambia (Alabama)	370	<u>Claimant Type</u>	<u>Claims Paid</u>	<u>Amount Paid</u>	Payments in County  <ul style="list-style-type: none"> Resident Loss Both
		Resident of County	54	\$736,800.00	
		Resident and Loss in County	13	\$126,200.00	
		Claim Loss in County	8	\$140,500.00	
Totals:	75	\$1,003,500.00			
Etowah (Alabama)	77	<u>Claimant Type</u>	<u>Claims Paid</u>	<u>Amount Paid</u>	Payments in County  <ul style="list-style-type: none"> Resident
		Resident of County	32	\$482,200.00	
		Totals:	32	\$482,200.00	
Fayette (Alabama)	16	<u>Claimant Type</u>	<u>Claims Paid</u>	<u>Amount Paid</u>	Payments in County  <ul style="list-style-type: none"> Resident
		Resident of County	12	\$76,100.00	
		Totals:	12	\$76,100.00	
Franklin (Alabama)	10	<u>Claimant Type</u>	<u>Claims Paid</u>	<u>Amount Paid</u>	Payments in County  <ul style="list-style-type: none"> Resident
		Resident of County	7	\$65,900.00	
		Totals:	7	\$65,900.00	

GCCF Program Statistics - Overall Summary (as of November 23, 2010, 5:05 PM ET)






County (Alabama)	Total	Claimant Type	Claims Paid	Amount Paid	Payments in County
Geneva (Alabama)	77	<u>Claimant Type</u>	<u>Claims Paid</u>	<u>Amount Paid</u>	Payments in County  <ul style="list-style-type: none"> Resident
		Resident of County	17	\$150,800.00	
		Totals:	17	\$150,800.00	
Greene (Alabama)	6	<u>Claimant Type</u>	<u>Claims Paid</u>	<u>Amount Paid</u>	Payments in County  <ul style="list-style-type: none"> Resident
		Resident of County	5	\$30,900.00	
		Totals:	5	\$30,900.00	
Hale (Alabama)	17	<u>Claimant Type</u>	<u>Claims Paid</u>	<u>Amount Paid</u>	Payments in County  <ul style="list-style-type: none"> Resident Both
		Resident of County	8	\$147,900.00	
		Resident and Loss in County	1	\$100,000.00	
Totals:	9	\$247,900.00			
Henry (Alabama)	15	<u>Claimant Type</u>	<u>Claims Paid</u>	<u>Amount Paid</u>	Payments in County  <ul style="list-style-type: none"> Resident
		Resident of County	3	\$15,600.00	
		Totals:	3	\$15,600.00	
Houston (Alabama)	195	<u>Claimant Type</u>	<u>Claims Paid</u>	<u>Amount Paid</u>	Payments in County  <ul style="list-style-type: none"> Resident Loss Both
		Resident of County	36	\$243,800.00	
		Resident and Loss in County	3	\$205,900.00	
		Claim Loss in County	1	\$6,000.00	
Totals:	40	\$455,700.00			

GCCF Program Statistics - Overall Summary (as of November 23, 2010, 5:05 PM ET)

County (Alabama)	Total Claims	Claimant Type	Claims Paid	Amount Paid	Payments in County
Jackson (Alabama)	22	<u>Claimant Type</u>	<u>Claims Paid</u>	<u>Amount Paid</u>	Payments in County  <ul style="list-style-type: none"> ■ Resident ■ Loss
		Resident of County	10	\$104,700.00	
		Claim Loss in County	1	\$14,500.00	
		Totals:	11	\$119,200.00	
Jefferson (Alabama)	795	<u>Claimant Type</u>	<u>Claims Paid</u>	<u>Amount Paid</u>	Payments in County  <ul style="list-style-type: none"> ■ Resident ■ Loss ■ Both
		Resident of County	342	\$3,897,300.00	
		Resident and Loss in County	6	\$107,500.00	
		Claim Loss in County	3	\$55,800.00	
Totals:	351	\$4,060,600.00			
Lamar (Alabama)	1	<u>Claimant Type</u>	<u>Claims Paid</u>	<u>Amount Paid</u>	Payments in County  <ul style="list-style-type: none"> ■ Resident
		Resident of County	1	\$1,000.00	
Totals:	1	\$1,000.00			
Lauderdale (Alabama)	43	<u>Claimant Type</u>	<u>Claims Paid</u>	<u>Amount Paid</u>	Payments in County  <ul style="list-style-type: none"> ■ Resident
		Resident of County	20	\$177,100.00	
Totals:	20	\$177,100.00			
Lawrence (Alabama)	6	<u>Claimant Type</u>	<u>Claims Paid</u>	<u>Amount Paid</u>	Payments in County  <ul style="list-style-type: none"> ■ Resident ■ Loss
		Resident of County	2	\$21,200.00	
		Claim Loss in County	1	\$1,400.00	
		Totals:	3	\$22,600.00	


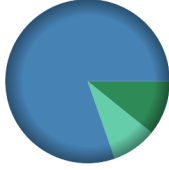

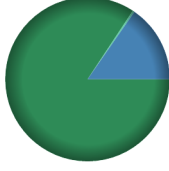
GCCF Program Statistics - Overall Summary

(as of November 23, 2010, 5:05 PM ET)

County (Alabama)	Total Claims	Claimant Type	Claims Paid	Amount Paid	Payments in County
Lee (Alabama)	117	<u>Claimant Type</u>	<u>Claims Paid</u>	<u>Amount Paid</u>	Payments in County  <ul style="list-style-type: none"> Resident
		Resident of County	42	\$393,000.00	
		Totals:	42	\$393,000.00	
Limestone (Alabama)	48	<u>Claimant Type</u>	<u>Claims Paid</u>	<u>Amount Paid</u>	Payments in County  <ul style="list-style-type: none"> Resident
		Resident of County	30	\$439,200.00	
		Totals:	30	\$439,200.00	
Macon (Alabama)	7	<u>Claimant Type</u>	<u>Claims Paid</u>	<u>Amount Paid</u>	Payments in County  <ul style="list-style-type: none"> Resident
		Resident of County	2	\$7,500.00	
		Totals:	2	\$7,500.00	
Madison (Alabama)	317	<u>Claimant Type</u>	<u>Claims Paid</u>	<u>Amount Paid</u>	Payments in County  <ul style="list-style-type: none"> Resident Loss Both
		Resident of County	146	\$1,688,500.00	
		Resident and Loss in County	5	\$56,600.00	
		Claim Loss in County	2	\$6,100.00	
Totals:	153	\$1,751,200.00			
Marengo (Alabama)	30	<u>Claimant Type</u>	<u>Claims Paid</u>	<u>Amount Paid</u>	Payments in County  <ul style="list-style-type: none"> Resident
		Resident of County	12	\$87,200.00	
		Totals:	12	\$87,200.00	




GCCF Program Statistics - Overall Summary

(as of November 23, 2010, 5:05 PM ET)

County (Alabama)	Total Claims	Claimant Type	Claims Paid	Amount Paid	Payments in County
Marion (Alabama)	8	<u>Claimant Type</u>	<u>Claims Paid</u>	<u>Amount Paid</u>	Payments in County  <ul style="list-style-type: none"> Resident
		Resident of County	1	\$1,200.00	
		Totals:	1	\$1,200.00	
		Marshall (Alabama)	60	<u>Claimant Type</u>	
Resident of County	29			\$388,900.00	
Resident and Loss in County	1			\$37,200.00	
Totals:	30			\$426,100.00	
Mobile (Alabama)	35,035	<u>Claimant Type</u>	<u>Claims Paid</u>	<u>Amount Paid</u>	Payments in County  <ul style="list-style-type: none"> Resident Loss Both
		Resident of County	1,137	\$15,127,465.00	
		Resident and Loss in County	7,288	\$112,501,500.00	
		Claim Loss in County	709	\$12,356,400.00	
Totals:	9,134	\$139,985,365.00			
Monroe (Alabama)	123	<u>Claimant Type</u>	<u>Claims Paid</u>	<u>Amount Paid</u>	Payments in County  <ul style="list-style-type: none"> Resident Both
		Resident of County	39	\$625,000.00	
		Resident and Loss in County	11	\$145,400.00	
		Totals:	50	\$770,400.00	
Montgomery (Alabama)	329	<u>Claimant Type</u>	<u>Claims Paid</u>	<u>Amount Paid</u>	Payments in County  <ul style="list-style-type: none"> Resident Loss Both
		Resident of County	104	\$1,966,100.00	
		Resident and Loss in County	9	\$358,100.00	
		Claim Loss in County	2	\$8,600.00	
Totals:	115	\$2,332,800.00			





GCCF Program Statistics - Overall Summary

(as of November 23, 2010, 5:05 PM ET)




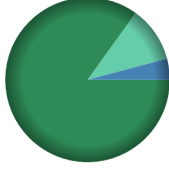
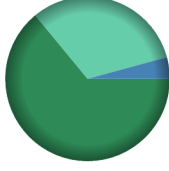
Morgan (Alabama)	96	<u>Claimant Type</u>	<u>Claims Paid</u>	<u>Amount Paid</u>	Payments in County  Resident Both
		Resident of County	54	\$562,500.00	
		Resident and Loss in County	1	\$2,400.00	
		Totals:	55	\$564,900.00	
Perry (Alabama)	4	<u>Claimant Type</u>	<u>Claims Paid</u>	<u>Amount Paid</u>	Payments in County  Loss
		Claim Loss in County	1	\$35,000.00	
		Totals:	1	\$35,000.00	
Pickens (Alabama)	12	<u>Claimant Type</u>	<u>Claims Paid</u>	<u>Amount Paid</u>	Payments in County  Resident
		Resident of County	5	\$74,500.00	
		Totals:	5	\$74,500.00	
Pike (Alabama)	42	<u>Claimant Type</u>	<u>Claims Paid</u>	<u>Amount Paid</u>	Payments in County  Resident
		Resident of County	8	\$53,000.00	
		Totals:	8	\$53,000.00	
Randolph (Alabama)	7	<u>Claimant Type</u>	<u>Claims Paid</u>	<u>Amount Paid</u>	Payments in County  Resident
		Resident of County	4	\$50,300.00	
		Totals:	4	\$50,300.00	

GCCF Program Statistics - Overall Summary

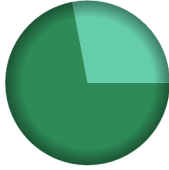

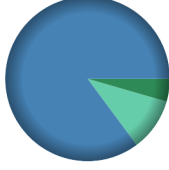
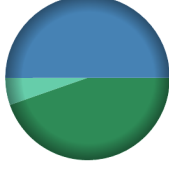
(as of November 23, 2010, 5:05 PM ET)

County (Alabama)	Total Claims	Claimant Type	Claims Paid	Amount Paid	Payments in County
Russell (Alabama)	28	<u>Claimant Type</u>	<u>Claims Paid</u>	<u>Amount Paid</u>	Payments in County  Resident
		Resident of County	5	\$43,600.00	
		Totals:	5	\$43,600.00	
		Shelby (Alabama)	288	<u>Claimant Type</u>	
Resident of County	138			\$1,545,100.00	
Resident and Loss in County	2			\$23,500.00	
Claim Loss in County	1			\$28,800.00	
Totals:	141	\$1,597,400.00			
St. Clair (Alabama)	47	<u>Claimant Type</u>	<u>Claims Paid</u>	<u>Amount Paid</u>	Payments in County  Resident Both
		Resident of County	24	\$336,000.00	
		Resident and Loss in County	1	\$32,700.00	
		Totals:	25	\$368,700.00	
Sumter (Alabama)	11	<u>Claimant Type</u>	<u>Claims Paid</u>	<u>Amount Paid</u>	Payments in County  Resident
		Resident of County	1	\$46,200.00	
		Totals:	1	\$46,200.00	
Talladega (Alabama)	65	<u>Claimant Type</u>	<u>Claims Paid</u>	<u>Amount Paid</u>	Payments in County  Resident
		Resident of County	23	\$143,500.00	
		Totals:	23	\$143,500.00	

GCCF Program Statistics - Overall Summary (as of November 23, 2010, 5:05 PM ET)

County (Alabama)	Total Claims	Claimant Type	Claims Paid	Amount Paid	Payments in County
Tallapoosa (Alabama)	33	<u>Claimant Type</u>	<u>Claims Paid</u>	<u>Amount Paid</u>	Payments in County  <ul style="list-style-type: none"> Resident
		Resident of County	10	\$68,900.00	
		Totals:	10	\$68,900.00	
Tuscaloosa (Alabama)	275	<u>Claimant Type</u>	<u>Claims Paid</u>	<u>Amount Paid</u>	Payments in County  <ul style="list-style-type: none"> Resident Loss Both
		Resident of County	131	\$1,197,200.00	
		Resident and Loss in County	2	\$22,000.00	
		Claim Loss in County	2	\$49,000.00	
		Totals:	135	\$1,268,200.00	
Unknown (Alabama)	130	<u>Claimant Type</u>	<u>Claims Paid</u>	<u>Amount Paid</u>	Payments in County  <ul style="list-style-type: none"> Resident
		Resident of County	45	\$1,214,500.00	
		Totals:	45	\$1,214,500.00	
Walker (Alabama)	41	<u>Claimant Type</u>	<u>Claims Paid</u>	<u>Amount Paid</u>	Payments in County  <ul style="list-style-type: none"> Resident Loss Both
		Resident of County	18	\$217,700.00	
		Resident and Loss in County	1	\$10,600.00	
		Claim Loss in County	2	\$28,000.00	
		Totals:	21	\$256,300.00	
Washington (Alabama)	276	<u>Claimant Type</u>	<u>Claims Paid</u>	<u>Amount Paid</u>	Payments in County  <ul style="list-style-type: none"> Resident Loss Both
		Resident of County	20	\$227,100.00	
		Resident and Loss in County	1	\$15,000.00	
		Claim Loss in County	5	\$112,600.00	
		Totals:	26	\$354,700.00	

GCCF Program Statistics - Overall Summary (as of November 23, 2010, 5:05 PM ET)

County	Total Claims	Claimant Type	Claims Paid	Amount Paid	Payments in County
Wilcox (Alabama)	71	<u>Claimant Type</u>	<u>Claims Paid</u>	<u>Amount Paid</u>	Payments in County  <ul style="list-style-type: none"> Resident Both
		Resident of County	11	\$172,600.00	
		Resident and Loss in County	3	\$67,000.00	
		Totals:	14	\$239,600.00	
Winston (Alabama)	15	<u>Claimant Type</u>	<u>Claims Paid</u>	<u>Amount Paid</u>	Payments in County  <ul style="list-style-type: none"> Resident
		Resident of County	6	\$193,200.00	
		Totals:	6	\$193,200.00	
		Aachua (Florida)	112	<u>Claimant Type</u>	
Resident of County	20			\$156,500.00	
Resident and Loss in County	5			\$145,600.00	
Claim Loss in County	1			\$12,000.00	
Totals:	26	\$314,100.00			
Bay (Florida)	33,835	<u>Claimant Type</u>	<u>Claims Paid</u>	<u>Amount Paid</u>	Payments in County  <ul style="list-style-type: none"> Resident Loss Both
		Resident of County	635	\$7,481,800.00	
		Resident and Loss in County	10,806	\$142,400,876.00	
		Claim Loss in County	1,752	\$17,306,300.00	
Totals:	13,193	\$167,188,976.00			
Brevard (Florida)	188	<u>Claimant Type</u>	<u>Claims Paid</u>	<u>Amount Paid</u>	Payments in County  <ul style="list-style-type: none"> Resident Loss Both
		Resident of County	13	\$254,100.00	
		Resident and Loss in County	8	\$284,600.00	
		Claim Loss in County	2	\$30,300.00	
Totals:	23	\$569,000.00			

GCCF Program Statistics - Overall Summary

(as of November 23, 2010, 5:05 PM ET)

County (Florida)	Total Claims	Claimant Type	Claims Paid	Amount Paid	Payments in County
Broward (Florida)	1,118	<u>Claimant Type</u>	<u>Claims Paid</u>	<u>Amount Paid</u>	
		Resident of County	28	\$964,600.00	
		Resident and Loss in County	9	\$1,522,300.00	
		Claim Loss in County	13	\$298,900.00	
		Totals:	50	\$2,785,800.00	
Calhoun (Florida)	191	<u>Claimant Type</u>	<u>Claims Paid</u>	<u>Amount Paid</u>	
		Resident of County	27	\$294,500.00	
		Resident and Loss in County	1	\$6,000.00	
		Claim Loss in County	1	\$4,200.00	
		Totals:	29	\$304,700.00	
Charlotte (Florida)	304	<u>Claimant Type</u>	<u>Claims Paid</u>	<u>Amount Paid</u>	
		Resident of County	8	\$109,000.00	
		Resident and Loss in County	32	\$1,111,400.00	
		Claim Loss in County	10	\$75,100.00	
		Totals:	50	\$1,295,500.00	
Citrus (Florida)	265	<u>Claimant Type</u>	<u>Claims Paid</u>	<u>Amount Paid</u>	
		Resident of County	25	\$449,900.00	
		Resident and Loss in County	85	\$1,421,900.00	
		Claim Loss in County	7	\$162,700.00	
		Totals:	117	\$2,034,500.00	
Clay (Florida)	70	<u>Claimant Type</u>	<u>Claims Paid</u>	<u>Amount Paid</u>	
		Resident of County	5	\$28,500.00	
		Resident and Loss in County	1	\$125,000.00	
		Claim Loss in County	1	\$18,700.00	
		Totals:	7	\$172,200.00	

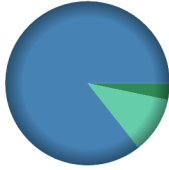
GCCF Program Statistics - Overall Summary

(as of November 23, 2010, 5:05 PM ET)

County (Florida)	Total Claims	Claimant Type	Claims Paid	Amount Paid	Payments in County
Collier (Florida)	12,604	<u>Claimant Type</u>	<u>Claims Paid</u>	<u>Amount Paid</u>	<p>Payments in County</p> <ul style="list-style-type: none"> Resident Loss Both
		Resident of County	58	\$544,700.00	
		Resident and Loss in County	899	\$9,881,800.00	
		Claim Loss in County	27	\$156,500.00	
Totals:		984	\$10,583,000.00		
Columbia (Florida)	26	<u>Claimant Type</u>	<u>Claims Paid</u>	<u>Amount Paid</u>	<p>Payments in County</p> <ul style="list-style-type: none"> Resident Both
		Resident of County	5	\$98,800.00	
		Resident and Loss in County	1	\$40,000.00	
		Totals:		6	
Dixie (Florida)	35	<u>Claimant Type</u>	<u>Claims Paid</u>	<u>Amount Paid</u>	<p>Payments in County</p> <ul style="list-style-type: none"> Resident Loss Both
		Resident of County	1	\$3,000.00	
		Resident and Loss in County	12	\$353,400.00	
		Claim Loss in County	4	\$89,700.00	
Totals:		17	\$446,100.00		
Duval (Florida)	454	<u>Claimant Type</u>	<u>Claims Paid</u>	<u>Amount Paid</u>	<p>Payments in County</p> <ul style="list-style-type: none"> Resident Loss Both
		Resident of County	43	\$742,900.00	
		Resident and Loss in County	16	\$1,194,800.00	
		Claim Loss in County	8	\$169,300.00	
Totals:		67	\$2,107,000.00		
Escambia (Florida)	21,239	<u>Claimant Type</u>	<u>Claims Paid</u>	<u>Amount Paid</u>	<p>Payments in County</p> <ul style="list-style-type: none"> Resident Loss Both
		Resident of County	1,751	\$18,891,700.00	
		Resident and Loss in County	5,438	\$73,632,900.00	
		Claim Loss in County	1,237	\$15,837,300.00	
Totals:		8,426	\$108,361,900.00		

GCCF Program Statistics - Overall Summary

(as of November 23, 2010, 5:05 PM ET)

County (Florida)	Total Claims	Claimant Type	Claims Paid	Amount Paid	Payments in County
Flagler (Florida)	33	<u>Claimant Type</u>	<u>Claims Paid</u>	<u>Amount Paid</u>	Payments in County  <ul style="list-style-type: none"> ■ Resident
		Resident of County	2	\$65,400.00	
		Totals:	2	\$65,400.00	
Franklin (Florida)	2,371	<u>Claimant Type</u>	<u>Claims Paid</u>	<u>Amount Paid</u>	Payments in County  <ul style="list-style-type: none"> ■ Resident ■ Loss ■ Both
		Resident of County	45	\$581,500.00	
		Resident and Loss in County	1,227	\$15,196,900.00	
		Claim Loss in County	142	\$1,971,000.00	
Totals:	1,414	\$17,749,400.00			
Gadsden (Florida)	106	<u>Claimant Type</u>	<u>Claims Paid</u>	<u>Amount Paid</u>	Payments in County  <ul style="list-style-type: none"> ■ Resident ■ Loss ■ Both
		Resident of County	9	\$158,700.00	
		Resident and Loss in County	2	\$44,200.00	
		Claim Loss in County	1	\$6,000.00	
Totals:	12	\$208,900.00			
Glades (Florida)	2	<u>Claimant Type</u>	<u>Claims Paid</u>	<u>Amount Paid</u>	Payments in County  <ul style="list-style-type: none"> ■ Resident
		Resident of County	1	\$8,400.00	
		Totals:	1	\$8,400.00	
Gulf (Florida)	1,969	<u>Claimant Type</u>	<u>Claims Paid</u>	<u>Amount Paid</u>	Payments in County  <ul style="list-style-type: none"> ■ Resident ■ Loss ■ Both
		Resident of County	123	\$1,297,500.00	
		Resident and Loss in County	460	\$9,305,700.00	
		Claim Loss in County	131	\$1,535,600.00	
Totals:	714	\$12,138,800.00			

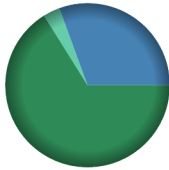

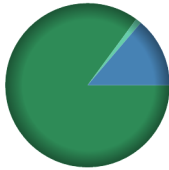


GCCF Program Statistics - Overall Summary

(as of November 23, 2010, 5:05 PM ET)

County (Florida)	Total Claims	Claimant Type	Claims Paid	Amount Paid	Payments in County
Hardee (Florida)	6	<u>Claimant Type</u>	<u>Claims Paid</u>	<u>Amount Paid</u>	Payments in County  <ul style="list-style-type: none"> Resident
		Resident of County	1	\$15,000.00	
		Totals:	1	\$15,000.00	
Hendry (Florida)	105	<u>Claimant Type</u>	<u>Claims Paid</u>	<u>Amount Paid</u>	Payments in County  <ul style="list-style-type: none"> Resident
		Resident of County	1	\$24,000.00	
		Totals:	1	\$24,000.00	
Hernando (Florida)	188	<u>Claimant Type</u>	<u>Claims Paid</u>	<u>Amount Paid</u>	Payments in County  <ul style="list-style-type: none"> Resident Loss Both
		Resident of County	22	\$367,600.00	
		Resident and Loss in County	47	\$1,150,100.00	
		Claim Loss in County	18	\$489,100.00	
		Totals:	87	\$2,006,800.00	
Highlands (Florida)	80	<u>Claimant Type</u>	<u>Claims Paid</u>	<u>Amount Paid</u>	Payments in County  <ul style="list-style-type: none"> Loss
		Claim Loss in County	1	\$12,600.00	
		Totals:	1	\$12,600.00	
Hillsborough (Florida)	2,457	<u>Claimant Type</u>	<u>Claims Paid</u>	<u>Amount Paid</u>	Payments in County  <ul style="list-style-type: none"> Resident Loss Both
		Resident of County	76	\$1,085,100.00	
		Resident and Loss in County	112	\$2,451,500.00	
		Claim Loss in County	38	\$626,500.00	
		Totals:	226	\$4,163,100.00	

GCCF Program Statistics - Overall Summary

(as of November 23, 2010, 5:05 PM ET)

Holmes (Florida)	586	<u>Claimant Type</u>	<u>Claims Paid</u>	<u>Amount Paid</u>	Payments in County 
		Resident of County	127	\$1,045,400.00	
		Resident and Loss in County	31	\$483,400.00	
		Claim Loss in County	12	\$51,800.00	
		Totals:	170	\$1,580,600.00	
Indian River (Florida)	88	<u>Claimant Type</u>	<u>Claims Paid</u>	<u>Amount Paid</u>	Payments in County 
		Resident and Loss in County	3	\$157,000.00	
		Claim Loss in County	1	\$65,000.00	
		Totals:	4	\$222,000.00	
Jackson (Florida)	471	<u>Claimant Type</u>	<u>Claims Paid</u>	<u>Amount Paid</u>	Payments in County 
		Resident of County	44	\$592,400.00	
		Resident and Loss in County	3	\$96,000.00	
		Claim Loss in County	1	\$7,900.00	
		Totals:	48	\$696,300.00	
Jefferson (Florida)	15	<u>Claimant Type</u>	<u>Claims Paid</u>	<u>Amount Paid</u>	Payments in County 
		Resident of County	4	\$106,200.00	
		Resident and Loss in County	2	\$2,500.00	
		Claim Loss in County	1	\$6,000.00	
Totals:	7	\$114,700.00			
Lafayette (Florida)	6	<u>Claimant Type</u>	<u>Claims Paid</u>	<u>Amount Paid</u>	Payments in County 
		Resident and Loss in County	1	\$226,700.00	
		Totals:	1	\$226,700.00	

GCCF Program Statistics - Overall Summary

(as of November 23, 2010, 5:05 PM ET)

Lake (Florida)	82	<u>Claimant Type</u>	<u>Claims Paid</u>	<u>Amount Paid</u>	Payments in County
		Resident of County	9	\$84,100.00	<ul style="list-style-type: none"> ■ Resident ■ Both
		Resident and Loss in County	5	\$137,900.00	
		Totals:	14	\$222,000.00	
Lee (Florida)	5,179	<u>Claimant Type</u>	<u>Claims Paid</u>	<u>Amount Paid</u>	Payments in County
		Resident of County	44	\$706,800.00	<ul style="list-style-type: none"> ■ Resident ■ Loss ■ Both
		Resident and Loss in County	223	\$3,766,500.00	
		Claim Loss in County	45	\$321,200.00	
		Totals:	312	\$4,794,500.00	
Leon (Florida)	720	<u>Claimant Type</u>	<u>Claims Paid</u>	<u>Amount Paid</u>	Payments in County
		Resident of County	112	\$1,957,000.00	<ul style="list-style-type: none"> ■ Resident ■ Loss ■ Both
		Resident and Loss in County	6	\$186,600.00	
		Claim Loss in County	6	\$87,800.00	
		Totals:	124	\$2,231,400.00	
Levy (Florida)	218	<u>Claimant Type</u>	<u>Claims Paid</u>	<u>Amount Paid</u>	Payments in County
		Resident of County	10	\$229,300.00	<ul style="list-style-type: none"> ■ Resident ■ Loss ■ Both
		Resident and Loss in County	74	\$1,945,400.00	
		Claim Loss in County	10	\$253,800.00	
		Totals:	94	\$2,428,500.00	
Liberty (Florida)	66	<u>Claimant Type</u>	<u>Claims Paid</u>	<u>Amount Paid</u>	Payments in County
		Resident of County	19	\$181,500.00	<ul style="list-style-type: none"> ■ Resident ■ Loss ■ Both
		Resident and Loss in County	3	\$36,200.00	
		Claim Loss in County	3	\$59,200.00	
		Totals:	25	\$276,900.00	

GCCF Program Statistics - Overall Summary

(as of November 23, 2010, 5:05 PM ET)


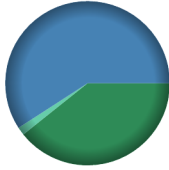
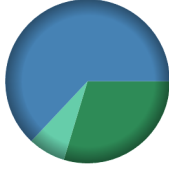
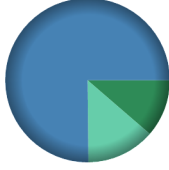

County (Florida)	Total Claims	Claimant Type	Claims Paid	Amount Paid	Payments in County
Madison (Florida)	13	<u>Claimant Type</u>	<u>Claims Paid</u>	<u>Amount Paid</u>	<p>Payments in County</p> <ul style="list-style-type: none"> Resident Loss
		Resident of County	1	\$2,100.00	
		Claim Loss in County	2	\$21,200.00	
		Totals:	3	\$23,300.00	
Manatee (Florida)	670	<u>Claimant Type</u>	<u>Claims Paid</u>	<u>Amount Paid</u>	<p>Payments in County</p> <ul style="list-style-type: none"> Resident Loss Both
		Resident of County	24	\$523,000.00	
		Resident and Loss in County	53	\$2,126,700.00	
		Claim Loss in County	21	\$479,000.00	
Totals:	98	\$3,128,700.00			
Marion (Florida)	108	<u>Claimant Type</u>	<u>Claims Paid</u>	<u>Amount Paid</u>	<p>Payments in County</p> <ul style="list-style-type: none"> Resident Loss Both
		Resident of County	11	\$136,700.00	
		Resident and Loss in County	2	\$29,100.00	
		Claim Loss in County	2	\$59,800.00	
Totals:	15	\$225,600.00			
Martin (Florida)	51	<u>Claimant Type</u>	<u>Claims Paid</u>	<u>Amount Paid</u>	<p>Payments in County</p> <ul style="list-style-type: none"> Resident Loss Both
		Resident of County	3	\$30,700.00	
		Resident and Loss in County	5	\$109,500.00	
		Claim Loss in County	1	\$33,000.00	
Totals:	9	\$173,200.00			
Miami-dade (Florida)	2,442	<u>Claimant Type</u>	<u>Claims Paid</u>	<u>Amount Paid</u>	<p>Payments in County</p> <ul style="list-style-type: none"> Resident Loss Both
		Resident of County	57	\$876,300.00	
		Resident and Loss in County	52	\$962,900.00	
		Claim Loss in County	17	\$357,400.00	
Totals:	126	\$2,196,600.00			

GCCF Program Statistics - Overall Summary

(as of November 23, 2010, 5:05 PM ET)


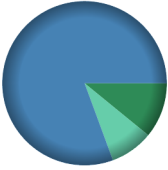


County (Florida)	Total Claims	Claimant Type	Claims Paid	Amount Paid	Payments in County
Monroe (Florida)	6,201	<u>Claimant Type</u>	<u>Claims Paid</u>	<u>Amount Paid</u>	<p>Payments in County</p> <ul style="list-style-type: none"> Resident Loss Both
		Resident of County	42	\$926,000.00	
		Resident and Loss in County	908	\$21,502,900.00	
		Claim Loss in County	59	\$839,700.00	
Totals:	1,009	\$23,268,600.00			
Nassau (Florida)	25	<u>Claimant Type</u>	<u>Claims Paid</u>	<u>Amount Paid</u>	<p>Payments in County</p> <ul style="list-style-type: none"> Resident Loss Both
		Resident of County	3	\$65,200.00	
		Resident and Loss in County	2	\$31,100.00	
		Claim Loss in County	2	\$33,300.00	
Totals:	7	\$129,600.00			
Okaloosa (Florida)	27,421	<u>Claimant Type</u>	<u>Claims Paid</u>	<u>Amount Paid</u>	<p>Payments in County</p> <ul style="list-style-type: none"> Resident Loss Both
		Resident of County	1,563	\$18,217,500.00	
		Resident and Loss in County	8,667	\$137,723,600.00	
		Claim Loss in County	3,534	\$41,959,200.00	
Totals:	13,764	\$197,900,300.00			
Okeechobee (Florida)	15	<u>Claimant Type</u>	<u>Claims Paid</u>	<u>Amount Paid</u>	<p>Payments in County</p> <ul style="list-style-type: none"> Loss
		Claim Loss in County	1	\$5,000.00	
Totals:	1	\$5,000.00			
Orange (Florida)	1,937	<u>Claimant Type</u>	<u>Claims Paid</u>	<u>Amount Paid</u>	<p>Payments in County</p> <ul style="list-style-type: none"> Resident Both
		Resident of County	72	\$874,400.00	
		Resident and Loss in County	8	\$228,600.00	
		Totals:	80	\$1,103,000.00	

GCCF Program Statistics - Overall Summary (as of November 23, 2010, 5:05 PM ET)

County (Florida)	Total Claims	Claimant Type	Claims Paid	Amount Paid	Payments in County
Osceola (Florida)	121				 <ul style="list-style-type: none"> Resident
		Resident of County	5	\$41,100.00	
		Totals:	5	\$41,100.00	
Palm Beach (Florida)	817				 <ul style="list-style-type: none"> Resident Loss Both
		Resident of County	21	\$302,400.00	
		Resident and Loss in County	9	\$455,500.00	
		Claim Loss in County	2	\$12,200.00	
Totals:	32	\$770,100.00			
Pasco (Florida)	662				 <ul style="list-style-type: none"> Resident Loss Both
		Resident of County	78	\$1,225,400.00	
		Resident and Loss in County	99	\$2,603,000.00	
		Claim Loss in County	19	\$302,600.00	
Totals:	196	\$4,131,000.00			
Pinellas (Florida)	5,010				 <ul style="list-style-type: none"> Resident Loss Both
		Resident of County	56	\$1,471,700.00	
		Resident and Loss in County	572	\$9,748,900.00	
		Claim Loss in County	119	\$1,749,200.00	
Totals:	747	\$12,969,800.00			
Polk (Florida)	450				 <ul style="list-style-type: none"> Resident Loss Both
		Resident of County	13	\$183,600.00	
		Resident and Loss in County	7	\$161,700.00	
		Claim Loss in County	1	\$9,200.00	
Totals:	21	\$354,500.00			



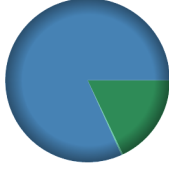

GCCF Program Statistics - Overall Summary

(as of November 23, 2010, 5:05 PM ET)

County (Florida)	Total Claims	Claimant Type	Claims Paid	Amount Paid	Payments in County
Putnam (Florida)	18		<u>Claims Paid</u>	<u>Amount Paid</u>	 <p>Payments in County</p> <ul style="list-style-type: none"> Resident and Loss in County Both
		Resident and Loss in County	2	\$51,500.00	
		Totals:	2	\$51,500.00	
		Santa Rosa (Florida)	9,754		
Resident of County	1,122			\$12,099,300.00	
Resident and Loss in County	2,050			\$38,867,500.00	
Claim Loss in County	1,387			\$15,370,000.00	
Totals:	4,559			\$66,336,800.00	
Sarasota (Florida)	563		<u>Claims Paid</u>	<u>Amount Paid</u>	 <p>Payments in County</p> <ul style="list-style-type: none"> Resident Loss Both
		Resident of County	16	\$177,500.00	
		Resident and Loss in County	39	\$1,310,700.00	
		Claim Loss in County	10	\$137,800.00	
		Totals:	65	\$1,626,000.00	
Seminole (Florida)	134		<u>Claims Paid</u>	<u>Amount Paid</u>	 <p>Payments in County</p> <ul style="list-style-type: none"> Resident
		Resident of County	17	\$263,800.00	
		Totals:	17	\$263,800.00	
St. Johns (Florida)	75		<u>Claims Paid</u>	<u>Amount Paid</u>	 <p>Payments in County</p> <ul style="list-style-type: none"> Resident Both
		Resident of County	9	\$171,200.00	
		Resident and Loss in County	4	\$76,500.00	
		Totals:	13	\$247,700.00	

GCCF Program Statistics - Overall Summary

(as of November 23, 2010, 5:05 PM ET)

County (Florida)	Total Claims	Claimant Type	Claims Paid	Amount Paid	Payments in County
St. Lucie (Florida)	176	<u>Claimant Type</u>	<u>Claims Paid</u>	<u>Amount Paid</u>	Payments in County 
		Resident of County	3	\$73,400.00	
		Resident and Loss in County	3	\$65,000.00	
		Totals:	6	\$138,400.00	
Sumter (Florida)	17	<u>Claimant Type</u>	<u>Claims Paid</u>	<u>Amount Paid</u>	Payments in County 
		Resident of County	8	\$179,700.00	
		Totals:	8	\$179,700.00	
		Suwannee (Florida)	15	<u>Claimant Type</u>	
Resident of County	1			\$17,900.00	
Resident and Loss in County	1			\$4,300.00	
Totals:	2			\$22,200.00	
Taylor (Florida)	87	<u>Claimant Type</u>	<u>Claims Paid</u>	<u>Amount Paid</u>	Payments in County 
		Resident of County	8	\$298,200.00	
		Resident and Loss in County	37	\$1,359,800.00	
		Claim Loss in County	1	\$4,800.00	
		Totals:	46	\$1,662,800.00	
Unknown (Florida)	203	<u>Claimant Type</u>	<u>Claims Paid</u>	<u>Amount Paid</u>	Payments in County 
		Resident of County	41	\$800,300.00	
		Totals:	41	\$800,300.00	

GCCF Program Statistics - Overall Summary (as of November 23, 2010, 5:05 PM ET)

County (State)	Total Claims	Claimant Type	Claims Paid	Amount Paid	Payments in County
Volusia (Florida)	130	<u>Claimant Type</u>	<u>Claims Paid</u>	<u>Amount Paid</u>	<p>Payments in County</p> <ul style="list-style-type: none"> Resident Loss Both
		Resident of County	7	\$190,500.00	
		Resident and Loss in County	4	\$482,000.00	
		Claim Loss in County	3	\$33,800.00	
		Totals:	14	\$706,300.00	
Wakulla (Florida)	677	<u>Claimant Type</u>	<u>Claims Paid</u>	<u>Amount Paid</u>	<p>Payments in County</p> <ul style="list-style-type: none"> Resident Loss Both
		Resident of County	40	\$947,500.00	
		Resident and Loss in County	312	\$6,815,400.00	
		Claim Loss in County	29	\$704,300.00	
		Totals:	381	\$8,467,200.00	
Walton (Florida)	12,890	<u>Claimant Type</u>	<u>Claims Paid</u>	<u>Amount Paid</u>	<p>Payments in County</p> <ul style="list-style-type: none"> Resident Loss Both
		Resident of County	1,108	\$18,363,700.00	
		Resident and Loss in County	3,356	\$55,456,600.00	
		Claim Loss in County	2,476	\$26,162,900.00	
		Totals:	6,940	\$99,983,200.00	
Washington (Florida)	1,199	<u>Claimant Type</u>	<u>Claims Paid</u>	<u>Amount Paid</u>	<p>Payments in County</p> <ul style="list-style-type: none"> Resident Loss Both
		Resident of County	266	\$2,246,500.00	
		Resident and Loss in County	48	\$481,000.00	
		Claim Loss in County	10	\$78,100.00	
		Totals:	324	\$2,805,600.00	
Acadia (Louisiana)	167	<u>Claimant Type</u>	<u>Claims Paid</u>	<u>Amount Paid</u>	<p>Payments in County</p> <ul style="list-style-type: none"> Resident Loss Both
		Resident of County	14	\$344,600.00	
		Resident and Loss in County	11	\$470,700.00	
		Claim Loss in County	5	\$74,900.00	
		Totals:	30	\$890,200.00	

GCCF Program Statistics - Overall Summary (as of November 23, 2010, 5:05 PM ET)



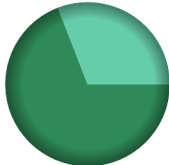
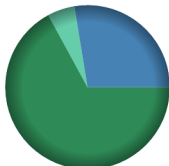
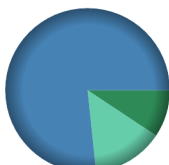
Parish (Louisiana)	Total Claims	Claimant Type	Claims Paid	Amount Paid	Payments in County
Allen (Louisiana)	54	<u>Claimant Type</u>	<u>Claims Paid</u>	<u>Amount Paid</u>	<ul style="list-style-type: none"> Resident Loss
		Resident of County	1	\$30,000.00	
		Claim Loss in County	2	\$38,600.00	
		Totals:	3	\$68,600.00	
Ascension (Louisiana)	1,569	<u>Claimant Type</u>	<u>Claims Paid</u>	<u>Amount Paid</u>	<ul style="list-style-type: none"> Resident Loss Both
		Resident of County	58	\$743,700.00	
		Resident and Loss in County	13	\$321,000.00	
		Claim Loss in County	2	\$20,900.00	
Totals:	73	\$1,085,600.00			
Assumption (Louisiana)	980	<u>Claimant Type</u>	<u>Claims Paid</u>	<u>Amount Paid</u>	<ul style="list-style-type: none"> Resident Loss Both
		Resident of County	43	\$720,900.00	
		Resident and Loss in County	115	\$1,403,400.00	
		Claim Loss in County	9	\$126,800.00	
Totals:	167	\$2,251,100.00			
Avoyelles (Louisiana)	128	<u>Claimant Type</u>	<u>Claims Paid</u>	<u>Amount Paid</u>	<ul style="list-style-type: none"> Resident Loss Both
		Resident of County	13	\$140,400.00	
		Resident and Loss in County	14	\$690,600.00	
		Claim Loss in County	3	\$46,700.00	
Totals:	30	\$877,700.00			
Beauregard (Louisiana)	30	<u>Claimant Type</u>	<u>Claims Paid</u>	<u>Amount Paid</u>	<ul style="list-style-type: none"> Resident Both
		Resident of County	3	\$135,200.00	
		Resident and Loss in County	4	\$76,000.00	
		Totals:	7	\$211,200.00	

GCCF Program Statistics - Overall Summary

(as of November 23, 2010, 5:05 PM ET)

Parish (Louisiana)	Total Claims	Claimant Type	Claims Paid	Amount Paid	Payments in County
Bossier (Louisiana)	65	<u>Claimant Type</u>	<u>Claims Paid</u>	<u>Amount Paid</u>	Payments in County  <ul style="list-style-type: none"> ■ Resident
		Resident of County	6	\$70,500.00	
		Totals:	6	\$70,500.00	
Caddo (Louisiana)	172	<u>Claimant Type</u>	<u>Claims Paid</u>	<u>Amount Paid</u>	Payments in County  <ul style="list-style-type: none"> ■ Resident
		Resident of County	20	\$155,700.00	
		Totals:	20	\$155,700.00	
Calcasieu (Louisiana)	929	<u>Claimant Type</u>	<u>Claims Paid</u>	<u>Amount Paid</u>	Payments in County  <ul style="list-style-type: none"> ■ Resident ■ Loss ■ Both
		Resident of County	121	\$3,066,200.00	
		Resident and Loss in County	96	\$2,287,700.00	
		Claim Loss in County	26	\$547,500.00	
		Totals:	243	\$5,901,400.00	
Caldwell (Louisiana)	7	<u>Claimant Type</u>	<u>Claims Paid</u>	<u>Amount Paid</u>	Payments in County  <ul style="list-style-type: none"> ■ Resident
		Resident of County	2	\$7,300.00	
		Totals:	2	\$7,300.00	
Cameron (Louisiana)	370	<u>Claimant Type</u>	<u>Claims Paid</u>	<u>Amount Paid</u>	Payments in County  <ul style="list-style-type: none"> ■ Resident ■ Loss ■ Both
		Resident of County	23	\$565,600.00	
		Resident and Loss in County	142	\$3,714,800.00	
		Claim Loss in County	88	\$2,219,400.00	
		Totals:	253	\$6,499,800.00	

GCCF Program Statistics - Overall Summary (as of November 23, 2010, 5:05 PM ET)

County (Louisiana)	Total Claims	Claimant Type	Claims Paid	Amount Paid	Payments in County
Catahoula (Louisiana)	12	<u>Claimant Type</u>	<u>Claims Paid</u>	<u>Amount Paid</u>	Payments in County  <ul style="list-style-type: none"> Resident
		Resident of County	1	\$8,500.00	
		Totals:	1	\$8,500.00	
Claiborne (Louisiana)	6	<u>Claimant Type</u>	<u>Claims Paid</u>	<u>Amount Paid</u>	Payments in County  <ul style="list-style-type: none"> Loss
		Claim Loss in County	1	\$80,400.00	
		Totals:	1	\$80,400.00	
Concordia (Louisiana)	49	<u>Claimant Type</u>	<u>Claims Paid</u>	<u>Amount Paid</u>	Payments in County  <ul style="list-style-type: none"> Resident Both
		Resident of County	4	\$156,700.00	
		Resident and Loss in County	2	\$70,000.00	
		Totals:	6	\$226,700.00	
E. Baton Rouge (Louisiana)	4,063	<u>Claimant Type</u>	<u>Claims Paid</u>	<u>Amount Paid</u>	Payments in County  <ul style="list-style-type: none"> Resident Loss Both
		Resident of County	215	\$3,308,200.00	
		Resident and Loss in County	48	\$1,359,500.00	
		Claim Loss in County	17	\$263,600.00	
Totals:	280	\$4,931,300.00			
E. Feliciana (Louisiana)	60	<u>Claimant Type</u>	<u>Claims Paid</u>	<u>Amount Paid</u>	Payments in County  <ul style="list-style-type: none"> Resident Loss Both
		Resident of County	1	\$14,000.00	
		Resident and Loss in County	3	\$115,000.00	
		Claim Loss in County	2	\$21,000.00	
Totals:	6	\$150,000.00			

GCCF Program Statistics - Overall Summary (as of November 23, 2010, 5:05 PM ET)



Parish (Louisiana)	Count	Claimant Type	Claims Paid	Amount Paid	Payments in County
Evangeline (Louisiana)	79	<u>Claimant Type</u>	<u>Claims Paid</u>	<u>Amount Paid</u>	<ul style="list-style-type: none"> Resident Both
		Resident of County	6	\$122,900.00	
		Resident and Loss in County	4	\$70,300.00	
		Totals:	10	\$193,200.00	
Franklin (Louisiana)	15	<u>Claimant Type</u>	<u>Claims Paid</u>	<u>Amount Paid</u>	<ul style="list-style-type: none"> Resident Loss
		Resident of County	3	\$35,200.00	
		Claim Loss in County	1	\$1,000.00	
		Totals:	4	\$36,200.00	
Grant (Louisiana)	18	<u>Claimant Type</u>	<u>Claims Paid</u>	<u>Amount Paid</u>	<ul style="list-style-type: none"> Resident Loss
		Resident of County	1	\$15,500.00	
		Claim Loss in County	1	\$10,000.00	
		Totals:	2	\$25,500.00	
Iberia (Louisiana)	1,518	<u>Claimant Type</u>	<u>Claims Paid</u>	<u>Amount Paid</u>	<ul style="list-style-type: none"> Resident Loss Both
		Resident of County	130	\$3,625,900.00	
		Resident and Loss in County	293	\$6,640,400.00	
		Claim Loss in County	137	\$2,973,500.00	
Totals:	560	\$13,239,800.00			
Iberville (Louisiana)	371	<u>Claimant Type</u>	<u>Claims Paid</u>	<u>Amount Paid</u>	<ul style="list-style-type: none"> Resident Loss Both
		Resident of County	15	\$286,300.00	
		Resident and Loss in County	59	\$871,500.00	
		Claim Loss in County	7	\$153,400.00	
Totals:	81	\$1,311,200.00			

GCCF Program Statistics - Overall Summary (as of November 23, 2010, 5:05 PM ET)

County (Louisiana)	Total Claims	Claimant Type	Claims Paid	Amount Paid	Payments in County
Jackson (Louisiana)	4	<u>Claimant Type</u>	<u>Claims Paid</u>	<u>Amount Paid</u>	<ul style="list-style-type: none"> Resident Both
		Resident of County	1	\$18,600.00	
		Resident and Loss in County	1	\$4,500.00	
		Totals:	2	\$23,100.00	
Jefferson (Louisiana)	66,351	<u>Claimant Type</u>	<u>Claims Paid</u>	<u>Amount Paid</u>	<ul style="list-style-type: none"> Resident Loss Both
		Resident of County	4,522	\$49,850,400.00	
		Resident and Loss in County	8,903	\$116,241,700.00	
		Claim Loss in County	3,433	\$35,885,300.00	
Totals:	16,858	\$201,977,400.00			
Jefferson Davis (Louisiana)	72	<u>Claimant Type</u>	<u>Claims Paid</u>	<u>Amount Paid</u>	<ul style="list-style-type: none"> Resident Loss Both
		Resident of County	6	\$56,100.00	
		Resident and Loss in County	10	\$245,900.00	
		Claim Loss in County	2	\$65,000.00	
Totals:	18	\$367,000.00			
Lafayette (Louisiana)	1,972	<u>Claimant Type</u>	<u>Claims Paid</u>	<u>Amount Paid</u>	<ul style="list-style-type: none"> Resident Loss Both
		Resident of County	238	\$6,086,900.00	
		Resident and Loss in County	146	\$4,877,600.00	
		Claim Loss in County	101	\$2,304,700.00	
Totals:	485	\$13,269,200.00			
Lafourche (Louisiana)	4,682	<u>Claimant Type</u>	<u>Claims Paid</u>	<u>Amount Paid</u>	<ul style="list-style-type: none"> Resident Loss Both
		Resident of County	246	\$4,203,200.00	
		Resident and Loss in County	1,145	\$36,500,500.00	
		Claim Loss in County	397	\$6,202,500.00	
Totals:	1,788	\$46,906,200.00			

GCCF Program Statistics - Overall Summary

(as of November 23, 2010, 5:05 PM ET)



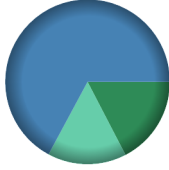
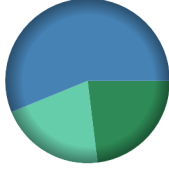

County (Louisiana)	Total Claims	Claimant Type	Claims Paid	Amount Paid	Payments in County
Lincoln (Louisiana)	34	<u>Claimant Type</u>	<u>Claims Paid</u>	<u>Amount Paid</u>	Payments in County  <ul style="list-style-type: none"> Resident
		Resident of County	4	\$133,100.00	
		Totals:	4	\$133,100.00	
		Livingston (Louisiana)	540	<u>Claimant Type</u>	
Resident of County	52			\$1,089,100.00	
Resident and Loss in County	25			\$876,200.00	
Claim Loss in County	6			\$96,700.00	
Totals:	83			\$2,062,000.00	
Madison (Louisiana)	8	<u>Claimant Type</u>	<u>Claims Paid</u>	<u>Amount Paid</u>	Payments in County  <ul style="list-style-type: none"> Resident
		Resident of County	1	\$16,200.00	
		Totals:	1	\$16,200.00	
Morehouse (Louisiana)	22	<u>Claimant Type</u>	<u>Claims Paid</u>	<u>Amount Paid</u>	Payments in County  <ul style="list-style-type: none"> Resident
		Resident of County	1	\$2,800.00	
		Totals:	1	\$2,800.00	
Natchitoches (Louisiana)	28	<u>Claimant Type</u>	<u>Claims Paid</u>	<u>Amount Paid</u>	Payments in County  <ul style="list-style-type: none"> Resident Both
		Resident of County	3	\$69,400.00	
		Resident and Loss in County	3	\$55,400.00	
		Totals:	6	\$124,800.00	

GCCF Program Statistics - Overall Summary (as of November 23, 2010, 5:05 PM ET)

Parish (Louisiana)	Total Claims	Claimant Type	Claims Paid	Amount Paid	Payments in County
Orleans (Louisiana)	70,750	<u>Claimant Type</u>	<u>Claims Paid</u>	<u>Amount Paid</u>	
		Resident of County	2,841	\$25,950,000.00	
		Resident and Loss in County	13,281	\$136,045,500.00	
		Claim Loss in County	5,236	\$57,310,900.00	
Totals:		21,358	\$219,306,400.00		
Ouachita (Louisiana)	149	<u>Claimant Type</u>	<u>Claims Paid</u>	<u>Amount Paid</u>	
		Resident of County	28	\$395,300.00	
		Resident and Loss in County	4	\$104,600.00	
		Totals:		32	
Plaquemines (Louisiana)	5,608	<u>Claimant Type</u>	<u>Claims Paid</u>	<u>Amount Paid</u>	
		Resident of County	186	\$4,806,700.00	
		Resident and Loss in County	1,173	\$62,007,600.00	
		Claim Loss in County	740	\$19,379,300.00	
Totals:		2,099	\$86,193,600.00		
Pointe Coupee (Louisiana)	52	<u>Claimant Type</u>	<u>Claims Paid</u>	<u>Amount Paid</u>	
		Resident of County	4	\$120,800.00	
		Resident and Loss in County	2	\$30,000.00	
		Totals:		6	
Rapides (Louisiana)	229	<u>Claimant Type</u>	<u>Claims Paid</u>	<u>Amount Paid</u>	
		Resident of County	22	\$363,400.00	
		Resident and Loss in County	6	\$313,200.00	
		Totals:		28	

GCCF Program Statistics - Overall Summary

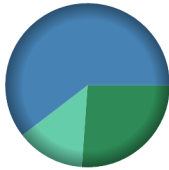
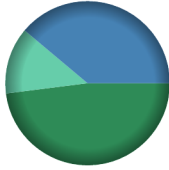
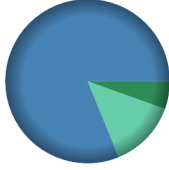
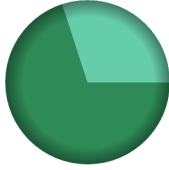

(as of November 23, 2010, 5:05 PM ET)

Parish (Louisiana)	Total Claims	Claimant Type	Claims Paid	Amount Paid	Payments in County
Richland (Louisiana)	9				 <ul style="list-style-type: none"> Resident
		Resident of County	3	\$114,400.00	
		Totals:	3	\$114,400.00	
Sabine (Louisiana)	14				 <ul style="list-style-type: none"> Resident Both
		Resident of County	1	\$16,800.00	
		Resident and Loss in County	1	\$40,000.00	
		Totals:	2	\$56,800.00	
St. Bernard (Louisiana)	6,283				 <ul style="list-style-type: none"> Resident Loss Both
		Resident of County	587	\$6,521,100.00	
		Resident and Loss in County	970	\$25,207,000.00	
		Claim Loss in County	329	\$5,813,600.00	
Totals:	1,886	\$37,541,700.00			
St. Charles (Louisiana)	4,868				 <ul style="list-style-type: none"> Resident Loss Both
		Resident of County	371	\$3,418,100.00	
		Resident and Loss in County	436	\$8,323,200.00	
		Claim Loss in County	270	\$3,074,500.00	
Totals:	1,077	\$14,815,800.00			
St. Helena (Louisiana)	109				 <ul style="list-style-type: none"> Resident Loss
		Resident of County	3	\$50,500.00	
		Claim Loss in County	1	\$25,000.00	
		Totals:	4	\$75,500.00	

GCCF Program Statistics - Overall Summary (as of November 23, 2010, 5:05 PM ET)

Parish (Louisiana)	Total Claims	Claimant Type	Claims Paid	Amount Paid	Payments in County
St. James (Louisiana)	1,409	<u>Claimant Type</u>	<u>Claims Paid</u>	<u>Amount Paid</u>	
		Resident of County	43	\$482,200.00	
		Resident and Loss in County	10	\$227,400.00	
		Claim Loss in County	2	\$53,800.00	
Totals:	55	\$763,400.00			
St. John The Baptist (Louisiana)	6,150	<u>Claimant Type</u>	<u>Claims Paid</u>	<u>Amount Paid</u>	
		Resident of County	361	\$2,846,800.00	
		Resident and Loss in County	287	\$3,420,600.00	
		Claim Loss in County	106	\$1,001,500.00	
Totals:	754	\$7,268,900.00			
St. Landry (Louisiana)	299	<u>Claimant Type</u>	<u>Claims Paid</u>	<u>Amount Paid</u>	
		Resident of County	27	\$646,800.00	
		Resident and Loss in County	19	\$535,100.00	
		Claim Loss in County	4	\$104,300.00	
Totals:	50	\$1,286,200.00			
St. Martin (Louisiana)	807	<u>Claimant Type</u>	<u>Claims Paid</u>	<u>Amount Paid</u>	
		Resident of County	61	\$1,131,200.00	
		Resident and Loss in County	235	\$4,755,450.00	
		Claim Loss in County	28	\$364,500.00	
Totals:	324	\$6,251,150.00			
St. Mary (Louisiana)	2,141	<u>Claimant Type</u>	<u>Claims Paid</u>	<u>Amount Paid</u>	
		Resident of County	125	\$2,502,000.00	
		Resident and Loss in County	410	\$9,723,000.00	
		Claim Loss in County	228	\$6,249,300.00	
Totals:	763	\$18,474,300.00			

GCCF Program Statistics - Overall Summary (as of November 23, 2010, 5:05 PM ET)

County (Louisiana)	Total Claims	Claimant Type	Claims Paid	Amount Paid	Payments in County
St. Tammany	9,993	<u>Claimant Type</u>	<u>Claims Paid</u>	<u>Amount Paid</u>	 <ul style="list-style-type: none"> ■ Resident ■ Loss ■ Both
		Resident of County	805	\$11,888,500.00	
		Resident and Loss in County	1,591	\$27,501,900.00	
		Claim Loss in County	500	\$6,120,965.00	
Totals:	2,896	\$45,511,365.00			
Tangipahoa	2,438	<u>Claimant Type</u>	<u>Claims Paid</u>	<u>Amount Paid</u>	 <ul style="list-style-type: none"> ■ Resident ■ Loss ■ Both
		Resident of County	155	\$2,733,000.00	
		Resident and Loss in County	107	\$2,212,400.00	
		Claim Loss in County	24	\$747,400.00	
Totals:	286	\$5,692,800.00			
Terrebonne	7,648	<u>Claimant Type</u>	<u>Claims Paid</u>	<u>Amount Paid</u>	 <ul style="list-style-type: none"> ■ Resident ■ Loss ■ Both
		Resident of County	221	\$4,086,900.00	
		Resident and Loss in County	2,374	\$60,325,100.00	
		Claim Loss in County	477	\$9,899,800.00	
Totals:	3,072	\$74,311,800.00			
Union	10	<u>Claimant Type</u>	<u>Claims Paid</u>	<u>Amount Paid</u>	 <ul style="list-style-type: none"> ■ Resident ■ Both
		Resident of County	2	\$95,500.00	
		Resident and Loss in County	1	\$40,800.00	
Totals:	3	\$136,300.00			
Unknown	325	<u>Claimant Type</u>	<u>Claims Paid</u>	<u>Amount Paid</u>	 <ul style="list-style-type: none"> ■ Resident
		Resident of County	62	\$1,058,300.00	
Totals:	62	\$1,058,300.00			

GCCF Program Statistics - Overall Summary

(as of November 23, 2010, 5:05 PM ET)

County (Louisiana)	Total Claims	Claimant Type	Claims Paid	Amount Paid	Payments in County
Vermilion (Louisiana)	1,408	<u>Claimant Type</u>	<u>Claims Paid</u>	<u>Amount Paid</u>	<p>Payments in County</p> <ul style="list-style-type: none"> Resident Loss Both
		Resident of County	122	\$2,504,000.00	
		Resident and Loss in County	592	\$13,663,700.00	
		Claim Loss in County	180	\$22,368,700.00	
		Totals:	894	\$38,536,400.00	
Vernon (Louisiana)	23	<u>Claimant Type</u>	<u>Claims Paid</u>	<u>Amount Paid</u>	<p>Payments in County</p> <ul style="list-style-type: none"> Resident Loss Both
		Resident of County	1	\$10,000.00	
		Resident and Loss in County	1	\$5,000.00	
		Claim Loss in County	3	\$124,000.00	
		Totals:	5	\$139,000.00	
W. Baton Rouge (Louisiana)	181	<u>Claimant Type</u>	<u>Claims Paid</u>	<u>Amount Paid</u>	<p>Payments in County</p> <ul style="list-style-type: none"> Resident Loss Both
		Resident of County	1	\$6,300.00	
		Resident and Loss in County	2	\$41,900.00	
		Claim Loss in County	2	\$9,000.00	
		Totals:	5	\$57,200.00	
W. Feliciana (Louisiana)	32	<u>Claimant Type</u>	<u>Claims Paid</u>	<u>Amount Paid</u>	<p>Payments in County</p> <ul style="list-style-type: none"> Resident
		Resident of County	1	\$8,000.00	
		Totals:	1	\$8,000.00	
Washington (Louisiana)	447	<u>Claimant Type</u>	<u>Claims Paid</u>	<u>Amount Paid</u>	<p>Payments in County</p> <ul style="list-style-type: none"> Resident Loss Both
		Resident of County	37	\$770,200.00	
		Resident and Loss in County	18	\$625,000.00	
		Claim Loss in County	3	\$37,500.00	
		Totals:	58	\$1,432,700.00	

GCCF Program Statistics - Overall Summary

(as of November 23, 2010, 5:05 PM ET)

County	Total Claims	Claimant Type	Claims Paid	Amount Paid	Payments in County
Webster (Louisiana)	12	Resident of County	1	\$91,000.00	 ■ Resident
		Totals:	1	\$91,000.00	
Alcorn (Mississippi)	6	Resident of County	2	\$6,800.00	 ■ Resident
		Totals:	2	\$6,800.00	
Amite (Mississippi)	29	Resident of County	1	\$22,100.00	 ■ Resident
		Totals:	1	\$22,100.00	
Bolivar (Mississippi)	9	Resident of County	2	\$8,600.00	 ■ Resident
		Totals:	2	\$8,600.00	
Calhoun (Mississippi)	4	Resident of County	1	\$55,000.00	 ■ Resident
		Totals:	1	\$55,000.00	

GCCF Program Statistics - Overall Summary (as of November 23, 2010, 5:05 PM ET)

County (Mississippi)	Total Claims	Claimant Type	Claims Paid	Amount Paid	Payments in County
Chickasaw	1	Resident of County	1	\$6,000.00	 Legend: Resident
		Totals:	1	\$6,000.00	
Claiborne	11	Resident of County	1	\$17,600.00	 Legend: Resident
		Totals:	1	\$17,600.00	
Clarke	77	Resident of County	4	\$112,900.00	 Legend: Resident, Both
		Resident and Loss in County	1	\$9,000.00	
		Totals:	5	\$121,900.00	
Coahoma	8	Resident of County	1	\$35,000.00	 Legend: Resident
		Totals:	1	\$35,000.00	
Copiah	29	Resident of County	1	\$20,000.00	 Legend: Resident
		Totals:	1	\$20,000.00	

GCCF Program Statistics - Overall Summary (as of November 23, 2010, 5:05 PM ET)



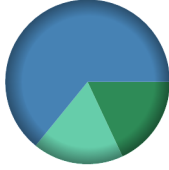


County (Mississippi)	Total Claims	Claimant Type	Claims Paid	Amount Paid	Payments in County
Covington	116	<u>Claimant Type</u>	<u>Claims Paid</u>	<u>Amount Paid</u>	<ul style="list-style-type: none"> Resident Both
		Resident of County	3	\$44,400.00	
		Resident and Loss in County	1	\$1,000.00	
		Totals:	4	\$45,400.00	
Desoto	55	<u>Claimant Type</u>	<u>Claims Paid</u>	<u>Amount Paid</u>	<ul style="list-style-type: none"> Resident
		Resident of County	18	\$206,600.00	
		Totals:	18	\$206,600.00	
		Forrest	975	<u>Claimant Type</u>	
Resident of County	57			\$747,400.00	
Resident and Loss in County	15			\$433,500.00	
Claim Loss in County	4			\$21,200.00	
Totals:	76			\$1,202,100.00	
Franklin	14	<u>Claimant Type</u>	<u>Claims Paid</u>	<u>Amount Paid</u>	<ul style="list-style-type: none"> Resident Loss
		Resident of County	1	\$7,500.00	
		Claim Loss in County	1	\$14,600.00	
		Totals:	2	\$22,100.00	
George	548	<u>Claimant Type</u>	<u>Claims Paid</u>	<u>Amount Paid</u>	<ul style="list-style-type: none"> Resident Loss Both
		Resident of County	65	\$939,000.00	
		Resident and Loss in County	26	\$861,100.00	
		Claim Loss in County	7	\$135,200.00	
		Totals:	98	\$1,935,300.00	

GCCF Program Statistics - Overall Summary

(as of November 23, 2010, 5:05 PM ET)

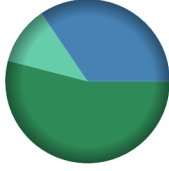
County (Mississippi)	Total Claims	Claimant Type	Claims Paid	Amount Paid	Payments in County
Greene (Mississippi)	130	<u>Claimant Type</u>	<u>Claims Paid</u>	<u>Amount Paid</u>	
		Resident of County	6	\$60,800.00	
		Resident and Loss in County	5	\$31,900.00	
		Totals:	11	\$92,700.00	
Hancock (Mississippi)	3,880	<u>Claimant Type</u>	<u>Claims Paid</u>	<u>Amount Paid</u>	
		Resident of County	233	\$3,003,400.00	
		Resident and Loss in County	830	\$16,986,000.00	
		Claim Loss in County	162	\$2,483,400.00	
Totals:	1,225	\$22,472,800.00			
Harrison (Mississippi)	27,577	<u>Claimant Type</u>	<u>Claims Paid</u>	<u>Amount Paid</u>	
		Resident of County	679	\$8,924,736.50	
		Resident and Loss in County	6,196	\$86,170,000.00	
		Claim Loss in County	1,147	\$14,011,300.00	
Totals:	8,022	\$109,106,036.50			
Hinds (Mississippi)	271	<u>Claimant Type</u>	<u>Claims Paid</u>	<u>Amount Paid</u>	
		Resident of County	21	\$272,000.00	
		Resident and Loss in County	2	\$17,800.00	
		Claim Loss in County	4	\$74,000.00	
Totals:	27	\$363,800.00			
Humphreys (Mississippi)	6	<u>Claimant Type</u>	<u>Claims Paid</u>	<u>Amount Paid</u>	
		Resident of County	2	\$18,900.00	
		Claim Loss in County	1	\$28,000.00	
		Totals:	3	\$46,900.00	

GCCF Program Statistics - Overall Summary (as of November 23, 2010, 5:05 PM ET)

County (Mississippi)	Total Claims	Claimant Type	Claims Paid	Amount Paid	Payments in County
Issaquena	3	<u>Claimant Type</u>	<u>Claims Paid</u>	<u>Amount Paid</u>	 <ul style="list-style-type: none"> Resident
		Resident of County	1	\$10,000.00	
		Totals:	1	\$10,000.00	
Itawamba	2	<u>Claimant Type</u>	<u>Claims Paid</u>	<u>Amount Paid</u>	 <ul style="list-style-type: none"> Resident
		Resident of County	1	\$6,000.00	
		Totals:	1	\$6,000.00	
Jackson	13,564	<u>Claimant Type</u>	<u>Claims Paid</u>	<u>Amount Paid</u>	 <ul style="list-style-type: none"> Resident Loss Both
		Resident of County	815	\$9,411,200.00	
		Resident and Loss in County	1,862	\$33,481,300.00	
		Claim Loss in County	703	\$9,319,100.00	
		Totals:	3,380	\$52,211,600.00	
Jasper	92	<u>Claimant Type</u>	<u>Claims Paid</u>	<u>Amount Paid</u>	 <ul style="list-style-type: none"> Resident Both
		Resident of County	2	\$22,200.00	
		Resident and Loss in County	1	\$25,500.00	
Totals:	3	\$47,700.00			
Jefferson	36	<u>Claimant Type</u>	<u>Claims Paid</u>	<u>Amount Paid</u>	 <ul style="list-style-type: none"> Resident
		Resident of County	1	\$12,500.00	
		Totals:	1	\$12,500.00	


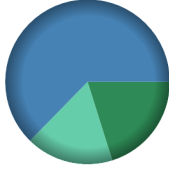



GCCF Program Statistics - Overall Summary

(as of November 23, 2010, 5:05 PM ET)

County	Total Claims	Claimant Type	Claims Paid	Amount Paid	Payments in County
Jefferson Davis (Mississippi)	149	<u>Claimant Type</u>	<u>Claims Paid</u>	<u>Amount Paid</u>	Payments in County  <ul style="list-style-type: none"> Resident
		Resident of County	2	\$27,200.00	
		Totals:	2	\$27,200.00	
Jones (Mississippi)	186	<u>Claimant Type</u>	<u>Claims Paid</u>	<u>Amount Paid</u>	Payments in County  <ul style="list-style-type: none"> Resident Both
		Resident of County	13	\$209,000.00	
		Resident and Loss in County	1	\$50,000.00	
		Totals:	14	\$259,000.00	
Kemper (Mississippi)	6	<u>Claimant Type</u>	<u>Claims Paid</u>	<u>Amount Paid</u>	Payments in County  <ul style="list-style-type: none"> Loss
		Claim Loss in County	2	\$108,800.00	
		Totals:	2	\$108,800.00	
Lafayette (Mississippi)	22	<u>Claimant Type</u>	<u>Claims Paid</u>	<u>Amount Paid</u>	Payments in County  <ul style="list-style-type: none"> Resident
		Resident of County	9	\$89,700.00	
		Totals:	9	\$89,700.00	
Lamar (Mississippi)	187	<u>Claimant Type</u>	<u>Claims Paid</u>	<u>Amount Paid</u>	Payments in County  <ul style="list-style-type: none"> Resident Loss Both
		Resident of County	12	\$159,900.00	
		Resident and Loss in County	3	\$102,000.00	
		Claim Loss in County	2	\$34,000.00	
		Totals:	17	\$295,900.00	

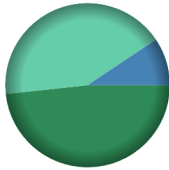


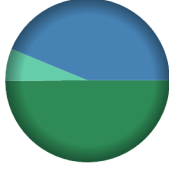

GCCF Program Statistics - Overall Summary

(as of November 23, 2010, 5:05 PM ET)



County (Mississippi)	Total Claims	Claimant Type	Claims Paid	Amount Paid	Payments in County
Lauderdale	102	<u>Claimant Type</u>	<u>Claims Paid</u>	<u>Amount Paid</u>	Payments in County 
		Resident of County	17	\$170,400.00	
		Totals:	17	\$170,400.00	
Lawrence	107	<u>Claimant Type</u>	<u>Claims Paid</u>	<u>Amount Paid</u>	Payments in County 
		Resident of County	2	\$21,700.00	
		Resident and Loss in County	5	\$67,500.00	
		Claim Loss in County	2	\$18,500.00	
Totals:	9	\$107,700.00			
Leake	15	<u>Claimant Type</u>	<u>Claims Paid</u>	<u>Amount Paid</u>	Payments in County 
		Resident of County	3	\$68,000.00	
		Totals:	3	\$68,000.00	
Lee	26	<u>Claimant Type</u>	<u>Claims Paid</u>	<u>Amount Paid</u>	Payments in County 
		Resident of County	10	\$97,600.00	
		Totals:	10	\$97,600.00	
Leflore	10	<u>Claimant Type</u>	<u>Claims Paid</u>	<u>Amount Paid</u>	Payments in County 
		Resident of County	1	\$7,800.00	
		Totals:	1	\$7,800.00	

GCCF Program Statistics - Overall Summary


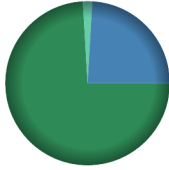

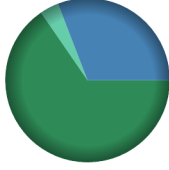

(as of November 23, 2010, 5:05 PM ET)

County (Mississippi)	Total Claims	Claimant Type	Claims Paid	Amount Paid	Payments in County
Lincoln	45	<u>Claimant Type</u>	<u>Claims Paid</u>	<u>Amount Paid</u>	 <ul style="list-style-type: none"> ■ Resident ■ Loss ■ Both
		Resident of County	5	\$114,200.00	
		Resident and Loss in County	1	\$22,200.00	
		Claim Loss in County	1	\$100,000.00	
Totals:	7	\$236,400.00			
Lowndes	35	<u>Claimant Type</u>	<u>Claims Paid</u>	<u>Amount Paid</u>	 <ul style="list-style-type: none"> ■ Resident ■ Both
		Resident of County	13	\$115,100.00	
		Resident and Loss in County	1	\$2,400.00	
		Totals:	14	\$117,500.00	
Madison	163	<u>Claimant Type</u>	<u>Claims Paid</u>	<u>Amount Paid</u>	 <ul style="list-style-type: none"> ■ Resident ■ Both
		Resident of County	37	\$351,100.00	
		Resident and Loss in County	3	\$52,400.00	
		Totals:	40	\$403,500.00	
Marion	260	<u>Claimant Type</u>	<u>Claims Paid</u>	<u>Amount Paid</u>	 <ul style="list-style-type: none"> ■ Resident ■ Loss ■ Both
		Resident of County	7	\$140,600.00	
		Resident and Loss in County	6	\$123,400.00	
		Claim Loss in County	1	\$18,000.00	
Totals:	14	\$282,000.00			
Monroe	16	<u>Claimant Type</u>	<u>Claims Paid</u>	<u>Amount Paid</u>	 <ul style="list-style-type: none"> ■ Resident
		Resident of County	11	\$100,800.00	
		Totals:	11	\$100,800.00	

GCCF Program Statistics - Overall Summary (as of November 23, 2010, 5:05 PM ET)

County	Total Claims	Claimant Type	Claims Paid	Amount Paid	Payments in County
Montgomery (Mississippi)	2	<u>Claimant Type</u>	<u>Claims Paid</u>	<u>Amount Paid</u>	Payments in County  <ul style="list-style-type: none"> Resident
		Resident of County	1	\$20,000.00	
		Totals:	1	\$20,000.00	
Neshoba (Mississippi)	46	<u>Claimant Type</u>	<u>Claims Paid</u>	<u>Amount Paid</u>	Payments in County  <ul style="list-style-type: none"> Resident Loss
		Resident of County	4	\$169,100.00	
		Claim Loss in County	2	\$137,300.00	
Totals:	6	\$306,400.00			
Newton (Mississippi)	12	<u>Claimant Type</u>	<u>Claims Paid</u>	<u>Amount Paid</u>	Payments in County  <ul style="list-style-type: none"> Resident
		Resident of County	3	\$82,600.00	
		Totals:	3	\$82,600.00	
Noxubee (Mississippi)	13	<u>Claimant Type</u>	<u>Claims Paid</u>	<u>Amount Paid</u>	Payments in County  <ul style="list-style-type: none"> Resident
		Resident of County	1	\$8,800.00	
		Totals:	1	\$8,800.00	
Oktibbeha (Mississippi)	24	<u>Claimant Type</u>	<u>Claims Paid</u>	<u>Amount Paid</u>	Payments in County  <ul style="list-style-type: none"> Resident
		Resident of County	8	\$101,700.00	
		Totals:	8	\$101,700.00	

GCCF Program Statistics - Overall Summary (as of November 23, 2010, 5:05 PM ET)

County (Mississippi)	Total Claims	Claimant Type	Claims Paid	Amount Paid	Payments in County
Panola	7	<u>Claimant Type</u>	<u>Claims Paid</u>	<u>Amount Paid</u>	 <ul style="list-style-type: none"> Resident
		Resident of County	2	\$14,700.00	
		Totals:	2	\$14,700.00	
Pearl River	1,284	<u>Claimant Type</u>	<u>Claims Paid</u>	<u>Amount Paid</u>	 <ul style="list-style-type: none"> Resident Loss Both
		Resident of County	164	\$1,777,500.00	
		Resident and Loss in County	20	\$577,500.00	
		Claim Loss in County	1	\$44,000.00	
Totals:	185	\$2,399,000.00			
Perry	64	<u>Claimant Type</u>	<u>Claims Paid</u>	<u>Amount Paid</u>	 <ul style="list-style-type: none"> Resident Both
		Resident of County	5	\$91,700.00	
		Resident and Loss in County	3	\$44,200.00	
		Totals:	8	\$135,900.00	
Pike	224	<u>Claimant Type</u>	<u>Claims Paid</u>	<u>Amount Paid</u>	 <ul style="list-style-type: none"> Resident Loss Both
		Resident of County	21	\$212,100.00	
		Resident and Loss in County	1	\$100,000.00	
		Claim Loss in County	1	\$12,000.00	
Totals:	23	\$324,100.00			
Rankin	128	<u>Claimant Type</u>	<u>Claims Paid</u>	<u>Amount Paid</u>	 <ul style="list-style-type: none"> Resident Loss
		Resident of County	29	\$464,300.00	
		Claim Loss in County	1	\$2,000.00	
		Totals:	30	\$466,300.00	






GCCF Program Statistics - Overall Summary

(as of November 23, 2010, 5:05 PM ET)

Claimant	Count	Claimant Type	Claims Paid	Amount Paid	Payments in County
Scott (Mississippi)	30	<u>Claimant Type</u>	<u>Claims Paid</u>	<u>Amount Paid</u>	Payments in County  <ul style="list-style-type: none"> Resident
		Resident of County	7	\$68,700.00	
		Totals:	7	\$68,700.00	
Sharkey (Mississippi)	1	<u>Claimant Type</u>	<u>Claims Paid</u>	<u>Amount Paid</u>	Payments in County  <ul style="list-style-type: none"> Resident
		Resident of County	1	\$4,800.00	
		Totals:	1	\$4,800.00	
Simpson (Mississippi)	53	<u>Claimant Type</u>	<u>Claims Paid</u>	<u>Amount Paid</u>	Payments in County  <ul style="list-style-type: none"> Resident Both
		Resident of County	4	\$42,700.00	
		Resident and Loss in County	1	\$30,800.00	
		Totals:	5	\$73,500.00	
Smith (Mississippi)	56	<u>Claimant Type</u>	<u>Claims Paid</u>	<u>Amount Paid</u>	Payments in County  <ul style="list-style-type: none"> Resident
		Resident of County	1	\$3,100.00	
		Totals:	1	\$3,100.00	
Stone (Mississippi)	712	<u>Claimant Type</u>	<u>Claims Paid</u>	<u>Amount Paid</u>	Payments in County  <ul style="list-style-type: none"> Resident Loss Both
		Resident of County	104	\$1,491,100.00	
		Resident and Loss in County	25	\$782,300.00	
		Claim Loss in County	7	\$90,800.00	
		Totals:	136	\$2,364,200.00	

GCCF Program Statistics - Overall Summary

(as of November 23, 2010, 5:05 PM ET)




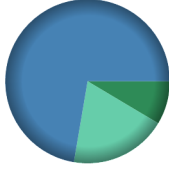

County	Total Claims	Claimant Type	Claims Paid	Amount Paid	Payments in County
Sunflower (Mississippi)	16				 ■ Resident
		Resident of County	3	\$26,800.00	
		Totals:	3	\$26,800.00	
Tishomingo (Mississippi)	2				 ■ Resident
		Resident of County	1	\$2,100.00	
		Totals:	1	\$2,100.00	
Unknown (Mississippi)	141				 ■ Resident
		Resident of County	22	\$322,200.00	
		Totals:	22	\$322,200.00	
Walthall (Mississippi)	82				 ■ Resident
		Resident of County	2	\$29,300.00	
		Totals:	2	\$29,300.00	
Warren (Mississippi)	33				 ■ Resident
		Resident of County	6	\$45,900.00	
		Totals:	6	\$45,900.00	

GCCF Program Statistics - Overall Summary




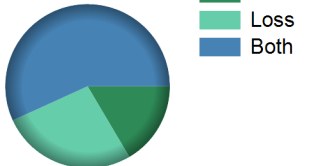

(as of November 23, 2010, 5:05 PM ET)

County (Mississippi)	Total Claims	Claimant Type	Claims Paid	Amount Paid	Payments in County
Washington	22	<u>Claimant Type</u>	<u>Claims Paid</u>	<u>Amount Paid</u>	
		Resident of County	3	\$9,600.00	
		Resident and Loss in County	1	\$2,200.00	
		Totals:	4	\$11,800.00	
Wayne	133	<u>Claimant Type</u>	<u>Claims Paid</u>	<u>Amount Paid</u>	
		Resident of County	5	\$112,200.00	
		Resident and Loss in County	3	\$86,600.00	
		Claim Loss in County	1	\$5,900.00	
Totals:	9	\$204,700.00			
Webster	2	<u>Claimant Type</u>	<u>Claims Paid</u>	<u>Amount Paid</u>	
		Resident of County	1	\$3,000.00	
		Totals:	1	\$3,000.00	
Wilkinson	26	<u>Claimant Type</u>	<u>Claims Paid</u>	<u>Amount Paid</u>	
		Resident of County	2	\$10,800.00	
		Totals:	2	\$10,800.00	
Winston	32	<u>Claimant Type</u>	<u>Claims Paid</u>	<u>Amount Paid</u>	
		Resident of County	2	\$10,500.00	
		Totals:	2	\$10,500.00	

GCCF Program Statistics - Overall Summary (as of November 23, 2010, 5:05 PM ET)



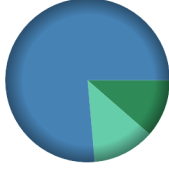

County	Total Claims	Claimant Type	Claims Paid	Amount Paid	Payments in County
Yazoo (Mississippi)	6	<u>Claimant Type</u>	<u>Claims Paid</u>	<u>Amount Paid</u>	Payments in County  <ul style="list-style-type: none"> Resident Loss
		Resident of County	1	\$3,300.00	
		Claim Loss in County	1	\$74,400.00	
		Totals:	2	\$77,700.00	
Anderson (Texas)	4	<u>Claimant Type</u>	<u>Claims Paid</u>	<u>Amount Paid</u>	Payments in County  <ul style="list-style-type: none"> Resident
		Resident of County	1	\$3,300.00	
		Totals:	1	\$3,300.00	
Angelina (Texas)	13	<u>Claimant Type</u>	<u>Claims Paid</u>	<u>Amount Paid</u>	Payments in County  <ul style="list-style-type: none"> Resident
		Resident of County	1	\$6,500.00	
		Totals:	1	\$6,500.00	
Aransas (Texas)	80	<u>Claimant Type</u>	<u>Claims Paid</u>	<u>Amount Paid</u>	Payments in County  <ul style="list-style-type: none"> Resident Loss Both
		Resident of County	2	\$19,100.00	
		Resident and Loss in County	11	\$161,300.00	
		Claim Loss in County	5	\$42,600.00	
		Totals:	18	\$223,000.00	
Austin (Texas)	3	<u>Claimant Type</u>	<u>Claims Paid</u>	<u>Amount Paid</u>	Payments in County  <ul style="list-style-type: none"> Loss
		Claim Loss in County	1	\$7,400.00	
		Totals:	1	\$7,400.00	

GCCF Program Statistics - Overall Summary (as of November 23, 2010, 5:05 PM ET)

County (Texas)	Total Claims	Claimant Type	Claims Paid	Amount Paid	Payments in County
Bay (Texas)	1	<u>Claimant Type</u>	<u>Claims Paid</u>	<u>Amount Paid</u>	Payments in County 
		Claim Loss in County	1	\$30,100.00	
		Totals:	1	\$30,100.00	
Bexar (Texas)	131	<u>Claimant Type</u>	<u>Claims Paid</u>	<u>Amount Paid</u>	Payments in County 
		Resident of County	17	\$224,400.00	
		Resident and Loss in County	2	\$182,000.00	
Totals:	19	\$406,400.00			
Bowie (Texas)	6	<u>Claimant Type</u>	<u>Claims Paid</u>	<u>Amount Paid</u>	Payments in County 
		Resident of County	2	\$6,500.00	
		Totals:	2	\$6,500.00	
Brazoria (Texas)	187	<u>Claimant Type</u>	<u>Claims Paid</u>	<u>Amount Paid</u>	Payments in County 
		Resident of County	12	\$295,300.00	
		Resident and Loss in County	26	\$1,016,300.00	
Claim Loss in County	29	\$477,000.00			
Totals:	67	\$1,788,600.00			
Brazos (Texas)	10	<u>Claimant Type</u>	<u>Claims Paid</u>	<u>Amount Paid</u>	Payments in County 
		Resident of County	1	\$18,000.00	
		Totals:	1	\$18,000.00	

GCCF Program Statistics - Overall Summary

(as of November 23, 2010, 5:05 PM ET)





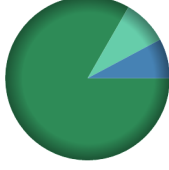
County (Texas)	Total Claims	Claimant Type	Claims Paid	Amount Paid	Payments in County
Brown (Texas)	1	<u>Claimant Type</u>	<u>Claims Paid</u>	<u>Amount Paid</u>	Payments in County  <ul style="list-style-type: none"> Resident
		Resident of County	1	\$8,600.00	
		Totals:	1	\$8,600.00	
		Calhoun (Texas)	157	<u>Claimant Type</u>	
Resident of County	11			\$566,600.00	
Resident and Loss in County	9			\$707,000.00	
Claim Loss in County	25			\$416,500.00	
Totals:	45			\$1,690,100.00	
Cameron (Texas)	485	<u>Claimant Type</u>	<u>Claims Paid</u>	<u>Amount Paid</u>	Payments in County  <ul style="list-style-type: none"> Resident Both
		Resident of County	11	\$270,800.00	
		Resident and Loss in County	56	\$1,355,500.00	
		Totals:	67	\$1,626,300.00	
Chambers (Texas)	56	<u>Claimant Type</u>	<u>Claims Paid</u>	<u>Amount Paid</u>	Payments in County  <ul style="list-style-type: none"> Resident Loss Both
		Resident of County	5	\$114,600.00	
		Resident and Loss in County	18	\$767,100.00	
		Claim Loss in County	6	\$122,500.00	
		Totals:	29	\$1,004,200.00	
Cherokee (Texas)	5	<u>Claimant Type</u>	<u>Claims Paid</u>	<u>Amount Paid</u>	Payments in County  <ul style="list-style-type: none"> Resident
		Resident of County	1	\$1,700.00	
		Totals:	1	\$1,700.00	

GCCF Program Statistics - Overall Summary

(as of November 23, 2010, 5:05 PM ET)

County (Texas)	Total Claims	Claimant Type	Claims Paid	Amount Paid	Payments in County
Collin (Texas)	103	<u>Claimant Type</u>	<u>Claims Paid</u>	<u>Amount Paid</u>	Payments in County  <ul style="list-style-type: none"> ■ Resident ■ Loss
		Resident of County	36	\$467,200.00	
		Claim Loss in County	3	\$102,100.00	
		Totals:	39	\$569,300.00	
Colorado (Texas)	5	<u>Claimant Type</u>	<u>Claims Paid</u>	<u>Amount Paid</u>	Payments in County  <ul style="list-style-type: none"> ■ Resident
		Resident of County	1	\$36,000.00	
		Totals:	1	\$36,000.00	
Comal (Texas)	17	<u>Claimant Type</u>	<u>Claims Paid</u>	<u>Amount Paid</u>	Payments in County  <ul style="list-style-type: none"> ■ Resident
		Resident of County	8	\$181,600.00	
		Totals:	8	\$181,600.00	
Dallas (Texas)	397	<u>Claimant Type</u>	<u>Claims Paid</u>	<u>Amount Paid</u>	Payments in County  <ul style="list-style-type: none"> ■ Resident ■ Loss ■ Both
		Resident of County	47	\$596,700.00	
		Resident and Loss in County	2	\$145,500.00	
		Claim Loss in County	8	\$113,500.00	
		Totals:	57	\$855,700.00	
Denton (Texas)	54	<u>Claimant Type</u>	<u>Claims Paid</u>	<u>Amount Paid</u>	Payments in County  <ul style="list-style-type: none"> ■ Resident
		Resident of County	14	\$139,600.00	
		Totals:	14	\$139,600.00	

GCCF Program Statistics - Overall Summary (as of November 23, 2010, 5:05 PM ET)

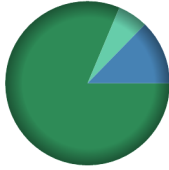


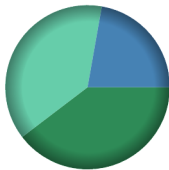

Ector (Texas)	2	<u>Claimant Type</u>	<u>Claims Paid</u>	<u>Amount Paid</u>	Payments in County
		Resident of County	1	\$1,500.00	 <ul style="list-style-type: none"> Resident
		Totals:	1	\$1,500.00	
El Paso (Texas)	7	<u>Claimant Type</u>	<u>Claims Paid</u>	<u>Amount Paid</u>	Payments in County
		Resident of County	1	\$3,700.00	 <ul style="list-style-type: none"> Resident
		Totals:	1	\$3,700.00	
Ellis (Texas)	11	<u>Claimant Type</u>	<u>Claims Paid</u>	<u>Amount Paid</u>	Payments in County
		Resident of County	1	\$25,000.00	 <ul style="list-style-type: none"> Resident
		Totals:	1	\$25,000.00	
Foard (Texas)	2	<u>Claimant Type</u>	<u>Claims Paid</u>	<u>Amount Paid</u>	Payments in County
		Resident of County	1	\$13,000.00	 <ul style="list-style-type: none"> Resident
		Totals:	1	\$13,000.00	
Fort Bend (Texas)	220	<u>Claimant Type</u>	<u>Claims Paid</u>	<u>Amount Paid</u>	Payments in County
		Resident of County	35	\$1,378,200.00	 <ul style="list-style-type: none"> Resident Loss Both
		Resident and Loss in County	7	\$129,300.00	
		Claim Loss in County	6	\$147,300.00	
		Totals:	48	\$1,654,800.00	

GCCF Program Statistics - Overall Summary

(as of November 23, 2010, 5:05 PM ET)

County (Texas)	Total Claims	Claimant Type	Claims Paid	Amount Paid	Payments in County
Galveston (Texas)	1,297	<u>Claimant Type</u>	<u>Claims Paid</u>	<u>Amount Paid</u>	
		Resident of County	128	\$3,687,200.00	
		Resident and Loss in County	374	\$8,494,900.00	
		Claim Loss in County	117	\$1,965,000.00	
Totals:		619	\$14,147,100.00		
Grayson (Texas)	4	<u>Claimant Type</u>	<u>Claims Paid</u>	<u>Amount Paid</u>	
		Resident of County	1	\$8,300.00	
		Claim Loss in County	1	\$3,300.00	
Totals:		2	\$11,600.00		
Gregg (Texas)	10	<u>Claimant Type</u>	<u>Claims Paid</u>	<u>Amount Paid</u>	
		Resident of County	5	\$73,400.00	
Totals:		5	\$73,400.00		
Guadalupe (Texas)	3	<u>Claimant Type</u>	<u>Claims Paid</u>	<u>Amount Paid</u>	
		Resident of County	2	\$42,600.00	
Totals:		2	\$42,600.00		
Hardin (Texas)	20	<u>Claimant Type</u>	<u>Claims Paid</u>	<u>Amount Paid</u>	
		Resident and Loss in County	1	\$10,000.00	
Totals:		1	\$10,000.00		

GCCF Program Statistics - Overall Summary (as of November 23, 2010, 5:05 PM ET)

Harris (Texas)	2,969	<u>Claimant Type</u>	<u>Claims Paid</u>	<u>Amount Paid</u>	Payments in County	
		Resident of County	385	\$27,159,500.00		 <ul style="list-style-type: none"> ■ Resident ■ Loss ■ Both
		Resident and Loss in County	148	\$4,245,900.00		
		Claim Loss in County	107	\$1,988,400.00		
		Totals:	640	\$33,393,800.00		
Harrison (Texas)	2	<u>Claimant Type</u>	<u>Claims Paid</u>	<u>Amount Paid</u>	Payments in County	
		Resident of County	1	\$10,400.00		 <ul style="list-style-type: none"> ■ Resident
		Totals:	1	\$10,400.00		
Hays (Texas)	9	<u>Claimant Type</u>	<u>Claims Paid</u>	<u>Amount Paid</u>	Payments in County	
		Resident of County	2	\$41,300.00		 <ul style="list-style-type: none"> ■ Resident
		Totals:	2	\$41,300.00		
Hidalgo (Texas)	80	<u>Claimant Type</u>	<u>Claims Paid</u>	<u>Amount Paid</u>	Payments in County	
		Resident of County	3	\$10,700.00		 <ul style="list-style-type: none"> ■ Resident ■ Loss ■ Both
		Resident and Loss in County	1	\$6,000.00		
		Claim Loss in County	1	\$10,300.00		
		Totals:	5	\$27,000.00		
Hill (Texas)	3	<u>Claimant Type</u>	<u>Claims Paid</u>	<u>Amount Paid</u>	Payments in County	
		Resident of County	1	\$21,600.00		 <ul style="list-style-type: none"> ■ Resident
		Totals:	1	\$21,600.00		






GCCF Program Statistics - Overall Summary

(as of November 23, 2010, 5:05 PM ET)

County (Texas)	Total Claims	Claimant Type	Claims Paid	Amount Paid	Payments in County
Hopkins	3	Resident of County	1	\$9,700.00	 Resident
		Totals:	1	\$9,700.00	
Jasper	23	Resident of County	5	\$190,700.00	 Resident
		Totals:	5	\$190,700.00	
Jefferson	1,396	Resident of County	115	\$3,058,500.00	 Resident Loss Both
		Resident and Loss in County	290	\$6,711,300.00	
		Claim Loss in County	54	\$1,282,400.00	
		Totals:	459	\$11,052,200.00	
Jim Hogg	1	Claim Loss in County	1	\$32,400.00	 Loss
		Totals:	1	\$32,400.00	
Jim Wells	1	Resident and Loss in County	1	\$79,900.00	 Both
		Totals:	1	\$79,900.00	




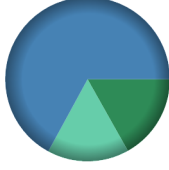

GCCF Program Statistics - Overall Summary

(as of November 23, 2010, 5:05 PM ET)

County	Total Claims	Claimant Type	Claims Paid	Amount Paid	Payments in County
Johnson (Texas)	17	<u>Claimant Type</u>	<u>Claims Paid</u>	<u>Amount Paid</u>	Payments in County  Resident
		Resident of County	4	\$131,000.00	
		Totals:	4	\$131,000.00	
Kaufman (Texas)	7	<u>Claimant Type</u>	<u>Claims Paid</u>	<u>Amount Paid</u>	Payments in County  Resident
		Resident of County	1	\$11,600.00	
		Totals:	1	\$11,600.00	
Kendall (Texas)	3	<u>Claimant Type</u>	<u>Claims Paid</u>	<u>Amount Paid</u>	Payments in County  Resident
		Resident of County	2	\$15,700.00	
		Totals:	2	\$15,700.00	
Kleberg (Texas)	2	<u>Claimant Type</u>	<u>Claims Paid</u>	<u>Amount Paid</u>	Payments in County  Resident
		Resident of County	1	\$32,400.00	
		Totals:	1	\$32,400.00	
Lamar (Texas)	1	<u>Claimant Type</u>	<u>Claims Paid</u>	<u>Amount Paid</u>	Payments in County  Resident
		Resident of County	1	\$3,200.00	
		Totals:	1	\$3,200.00	



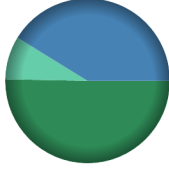
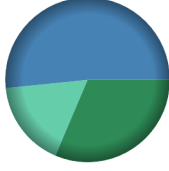
GCCF Program Statistics - Overall Summary

(as of November 23, 2010, 5:05 PM ET)

Liberty (Texas)	18	<u>Claimant Type</u>	<u>Claims Paid</u>	<u>Amount Paid</u>	Payments in County 	<ul style="list-style-type: none"> ■ Resident ■ Both
		Resident of County	2	\$31,400.00		
		Resident and Loss in County	2	\$105,000.00		
		Totals:	4	\$136,400.00		
Llano (Texas)	9	<u>Claimant Type</u>	<u>Claims Paid</u>	<u>Amount Paid</u>	Payments in County 	<ul style="list-style-type: none"> ■ Resident
		Resident of County	1	\$34,200.00		
		Totals:	1	\$34,200.00		
		<u>Claimant Type</u>	<u>Claims Paid</u>	<u>Amount Paid</u>		
Lubbock (Texas)	7	<u>Claimant Type</u>	<u>Claims Paid</u>	<u>Amount Paid</u>	Payments in County 	<ul style="list-style-type: none"> ■ Resident
		Resident of County	1	\$3,400.00		
		Totals:	1	\$3,400.00		
		<u>Claimant Type</u>	<u>Claims Paid</u>	<u>Amount Paid</u>		
Matagorda (Texas)	281	<u>Claimant Type</u>	<u>Claims Paid</u>	<u>Amount Paid</u>	Payments in County 	<ul style="list-style-type: none"> ■ Resident ■ Loss ■ Both
		Resident of County	17	\$860,100.00		
		Resident and Loss in County	80	\$3,423,600.00		
		Claim Loss in County	12	\$820,100.00		
Totals:	109	\$5,103,800.00				
Mclennan (Texas)	16	<u>Claimant Type</u>	<u>Claims Paid</u>	<u>Amount Paid</u>	Payments in County 	<ul style="list-style-type: none"> ■ Resident
		Resident of County	10	\$196,100.00		
		Totals:	10	\$196,100.00		
		<u>Claimant Type</u>	<u>Claims Paid</u>	<u>Amount Paid</u>		


GCCF Program Statistics - Overall Summary

(as of November 23, 2010, 5:05 PM ET)

County (Texas)	Total Claims	Claimant Type	Claims Paid	Amount Paid	Payments in County
Milam (Texas)	2	<u>Claimant Type</u>	<u>Claims Paid</u>	<u>Amount Paid</u>	Payments in County  <ul style="list-style-type: none"> Resident
		Resident of County	1	\$5,800.00	
		Totals:	1	\$5,800.00	
		Montgomery (Texas)	158	<u>Claimant Type</u>	
Resident of County	24			\$457,100.00	
Resident and Loss in County	2			\$70,700.00	
Totals:	26			\$527,800.00	
Nacogdoches (Texas)	20	<u>Claimant Type</u>	<u>Claims Paid</u>	<u>Amount Paid</u>	Payments in County  <ul style="list-style-type: none"> Resident Loss
		Resident of County	3	\$57,600.00	
		Claim Loss in County	4	\$250,400.00	
		Totals:	7	\$308,000.00	
Nueces (Texas)	92	<u>Claimant Type</u>	<u>Claims Paid</u>	<u>Amount Paid</u>	Payments in County  <ul style="list-style-type: none"> Resident Loss Both
		Resident of County	5	\$90,200.00	
		Resident and Loss in County	3	\$73,900.00	
		Claim Loss in County	1	\$15,200.00	
Totals:	9	\$179,300.00			
Orange (Texas)	188	<u>Claimant Type</u>	<u>Claims Paid</u>	<u>Amount Paid</u>	Payments in County  <ul style="list-style-type: none"> Resident Loss Both
		Resident of County	20	\$258,600.00	
		Resident and Loss in County	17	\$424,900.00	
		Claim Loss in County	6	\$139,800.00	
Totals:	43	\$823,300.00			




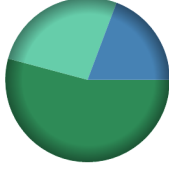
GCCF Program Statistics - Overall Summary

(as of November 23, 2010, 5:05 PM ET)

County (Texas)	Total Claims	Claimant Type	Claims Paid	Amount Paid	Payments in County
Parker (Texas)	4	Resident of County	2	\$17,300.00	 ■ Resident
		Totals:	2	\$17,300.00	
Polk (Texas)	6	Resident of County	2	\$81,700.00	 ■ Resident
		Totals:	2	\$81,700.00	
Presidio (Texas)	2	Resident of County	2	\$3,900.00	 ■ Resident
		Totals:	2	\$3,900.00	
Refugio (Texas)	3	Resident of County	1	\$26,900.00	 ■ Resident
		Totals:	1	\$26,900.00	
Rockwall (Texas)	8	Resident of County	3	\$46,500.00	 ■ Resident
		Totals:	3	\$46,500.00	


GCCF Program Statistics - Overall Summary

(as of November 23, 2010, 5:05 PM ET)

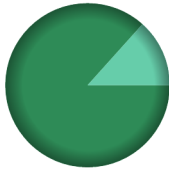



County (Texas)	Total Claims	Claimant Type	Claims Paid	Amount Paid	Payments in County
Sabine (Texas)	3	<u>Claimant Type</u>	<u>Claims Paid</u>	<u>Amount Paid</u>	Payments in County  <ul style="list-style-type: none"> Resident
		Resident of County	1	\$40,000.00	
		Totals:	1	\$40,000.00	
		San Jacinto (Texas)	6	<u>Claimant Type</u>	
Resident of County	3			\$48,900.00	
Claim Loss in County	1			\$30,000.00	
Totals:	4			\$78,900.00	
San Patricio (Texas)	73	<u>Claimant Type</u>	<u>Claims Paid</u>	<u>Amount Paid</u>	Payments in County  <ul style="list-style-type: none"> Resident Both
		Resident of County	1	\$1,000.00	
		Resident and Loss in County	6	\$140,400.00	
		Totals:	7	\$141,400.00	
Smith (Texas)	9	<u>Claimant Type</u>	<u>Claims Paid</u>	<u>Amount Paid</u>	Payments in County  <ul style="list-style-type: none"> Resident
		Resident of County	1	\$35,200.00	
		Totals:	1	\$35,200.00	
Tarrant (Texas)	250	<u>Claimant Type</u>	<u>Claims Paid</u>	<u>Amount Paid</u>	Payments in County  <ul style="list-style-type: none"> Resident Loss Both
		Resident of County	54	\$986,700.00	
		Resident and Loss in County	4	\$351,100.00	
		Claim Loss in County	8	\$484,200.00	
		Totals:	66	\$1,822,000.00	

GCCF Program Statistics - Overall Summary


(as of November 23, 2010, 5:05 PM ET)

County (Texas)	Total Claims	Claimant Type	Claims Paid	Amount Paid	Payments in County
Titus (Texas)	2				 Resident
		Resident of County	1	\$1,000.00	
		Totals:	1	\$1,000.00	
Travis (Texas)	109				 Resident Both
		Resident of County	16	\$169,600.00	
		Resident and Loss in County	1	\$15,000.00	
Totals:	17	\$184,600.00			
Tyler (Texas)	4				 Resident
		Resident of County	3	\$28,000.00	
		Totals:	3	\$28,000.00	
Unknown (Texas)	24				 Resident
		Resident of County	2	\$86,000.00	
		Totals:	2	\$86,000.00	
Vermilion (Texas)	2				 Loss
		Claim Loss in County	2	\$42,500.00	
		Totals:	2	\$42,500.00	

GCCF Program Statistics - Overall Summary (as of November 23, 2010, 5:05 PM ET)

County	Total Claims	Claimant Type	Claims Paid	Amount Paid	Payments in County
Victoria (Texas)	18	<u>Claimant Type</u>	<u>Claims Paid</u>	<u>Amount Paid</u>	Payments in County  <ul style="list-style-type: none"> Resident Loss
		Resident of County	3	\$44,700.00	
		Claim Loss in County	1	\$6,900.00	
		Totals:	4	\$51,600.00	
Waller (Texas)	5	<u>Claimant Type</u>	<u>Claims Paid</u>	<u>Amount Paid</u>	Payments in County  <ul style="list-style-type: none"> Resident
		Resident of County	1	\$24,500.00	
		Totals:	1	\$24,500.00	
Webb (Texas)	3	<u>Claimant Type</u>	<u>Claims Paid</u>	<u>Amount Paid</u>	Payments in County  <ul style="list-style-type: none"> Resident
		Resident of County	1	\$23,800.00	
		Totals:	1	\$23,800.00	
Wichita (Texas)	5	<u>Claimant Type</u>	<u>Claims Paid</u>	<u>Amount Paid</u>	Payments in County  <ul style="list-style-type: none"> Resident
		Resident of County	1	\$2,700.00	
		Totals:	1	\$2,700.00	
Williamson (Texas)	27	<u>Claimant Type</u>	<u>Claims Paid</u>	<u>Amount Paid</u>	Payments in County  <ul style="list-style-type: none"> Resident
		Resident of County	7	\$71,500.00	
		Totals:	7	\$71,500.00	

GCCF Program Statistics - Overall Summary**(as of November 23, 2010, 5:05 PM ET)**

Wise (Texas)	1	<u>Claimant Type</u>	<u>Claims Paid</u>	<u>Amount Paid</u>	Payments in County
		Resident of County	1	\$7,600.00	
		Totals:	1	\$7,600.00	