

GCCF Program Statistics - Overall Summary (as of November 22, 2010, 5:05 PM ET)

Claimant Status	No. of Claimants
TOTAL GCCF Claimants to Date <i>(Claimants may have one or more Claim Type)</i>	423,973
1. Claimants Paid and Approved for Payment	125,528
2. Claimants Requiring Additional Information or Documentation <i>(Claimants providing no documentation: 70,769)</i>	134,830
3. Claimants Referred to Government, Moratorium and Real Estate funds	19
4. Denied Claimants	67,207
5. Claimants Under Review (Emergency Advance Payment)	87,904
6. Claimants Under Review (for Final Claim only)	8,485

Claimants <i>(Claimants may have one or more Claim Type)</i>	No. of Claimants
1. Individual*	354,468
2. Business*	69,505
<i>*Individual v. Business classification is subject to change.</i>	
<i>Represented Claimants: 9,903</i>	
Total to Date	423,973

Claims by Emergency Or Final Payment	No. of Claims Paid or Approved for Payment	No. of Claims Paid	Amount Paid
1. Emergency Advance Payment (One Month)	11,116	11,077	\$ 100,085,475.88
2. Emergency Advance Payment (Six Months)	114,696	112,859	\$ 1,844,392,815.00
Sub-Total to Date	125,812	123,936	\$ 1,944,478,290.88

Separate Fund for Real Estate Brokers and Agents			\$ 41,500,000.00
Total to Date			\$ 1,985,978,290.88

Claims by Category <i>(includes Individual and Business)</i>	No. of Claims Paid	Amount Paid
1. Removal and Clean Up Costs	0	\$ -
2. Real or Personal Property	96	\$ 755,463.38
3. Lost Earnings or Profits	123,817	\$ 1,943,695,491.00
4. Loss of Subsistence Use of Natural Resources	5	\$ 13,000.00
5. Physical Injury / Death	18	\$ 14,336.50
Total to Date	123,936	\$ 1,944,478,290.88

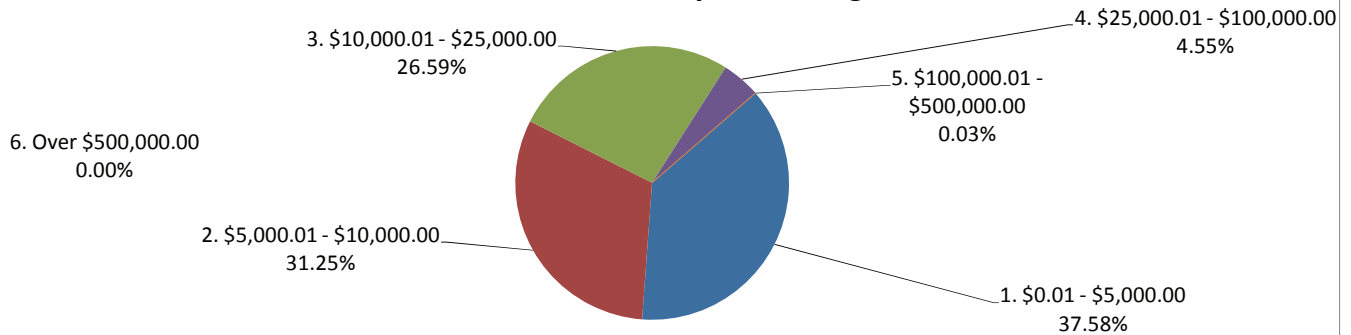
Claims by Type	No. of Claims Paid	No. of Claims Paid where Claimant Participated in BP Claims Process	No. of Claims Paid for new Claimants	Total Amount Paid
1. Individual	91,423	24,256	67,167	\$ 842,307,514.88
2. Business	32,513	22,406	10,107	\$ 1,102,170,776.00
Total to Date	123,936	46,662	77,274	\$ 1,944,478,290.88

GCCF Program Statistics - Overall Summary
(as of November 22, 2010, 5:05 PM ET)

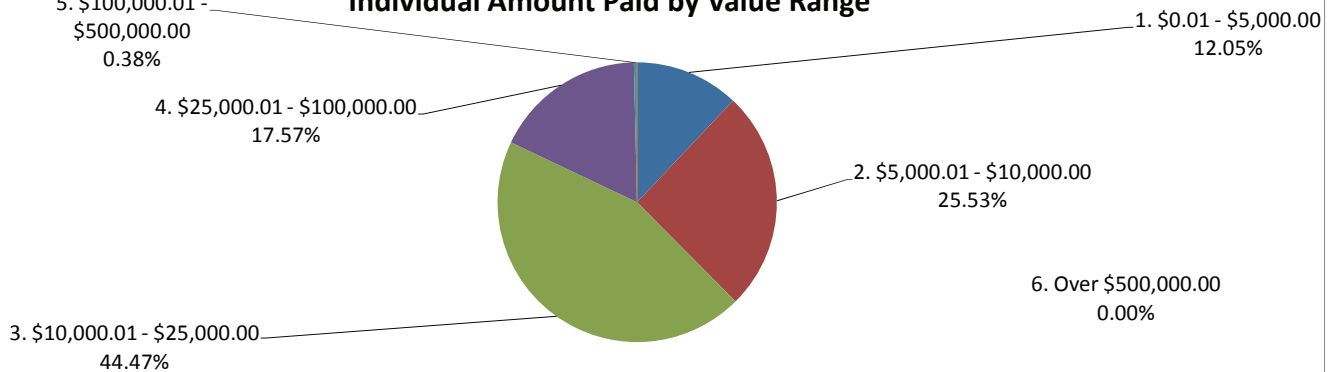
Individual Claims by Amount
(Claimants may have more than one Claim Type)

Claims by Amount	No. of Claims Paid	Amount Paid
1. \$0.01 - \$5,000.00	34,354	\$ 101,502,536.50
2. \$5,000.01 - \$10,000.00	28,573	\$ 215,009,300.00
3. \$10,000.01 - \$25,000.00	24,307	\$ 374,593,050.00
4. \$25,000.01 - \$100,000.00	4,164	\$ 147,977,828.38
5. \$100,000.01 - \$500,000.00	25	\$ 3,224,800.00
6. Over \$500,000.00	0	\$ -
Total to Date	91,423	\$ 842,307,514.88

Individual Claims Paid by Value Range



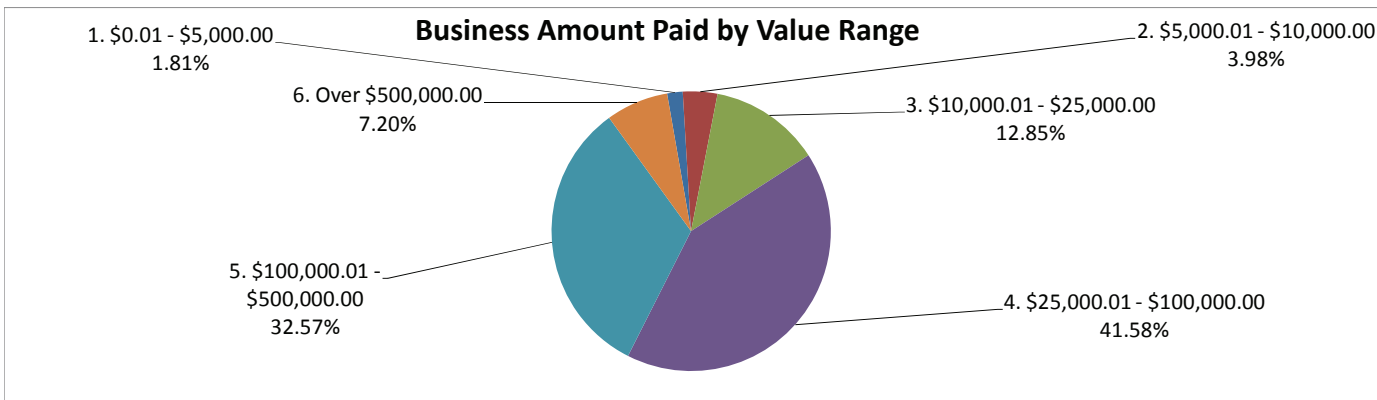
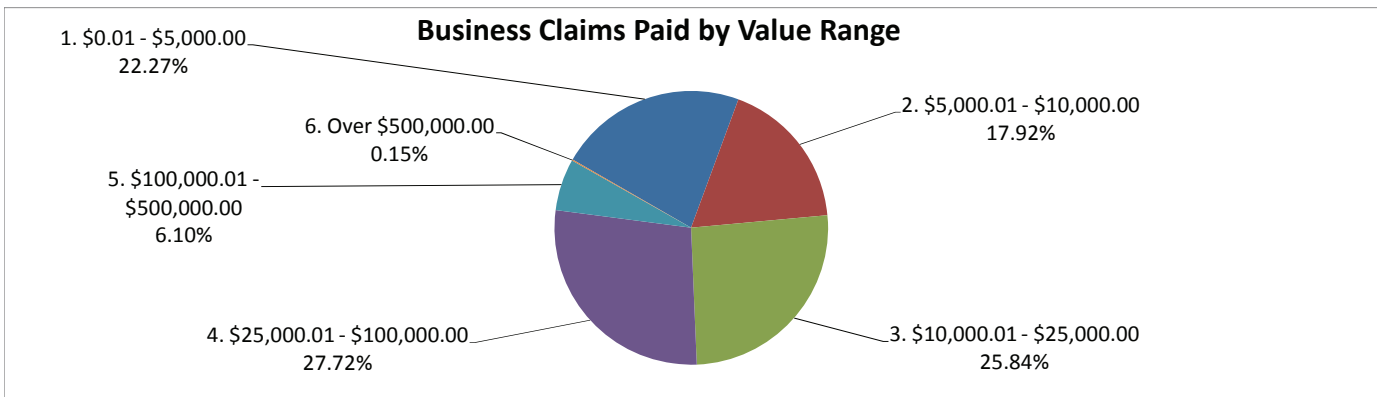
Individual Amount Paid by Value Range



GCCF Program Statistics - Overall Summary
(as of November 22, 2010, 5:05 PM ET)

Business Claims by Amount
(Claimants may have more than one Claim Type)

Claims by Amount	No. of Claims Paid	Amount Paid
1. \$0.01 - \$5,000.00	7,242	\$ 19,996,000.00
2. \$5,000.01 - \$10,000.00	5,826	\$ 43,835,300.00
3. \$10,000.01 - \$25,000.00	8,401	\$ 141,622,000.00
4. \$25,000.01 - \$100,000.00	9,011	\$ 458,333,600.00
5. \$100,000.01 - \$500,000.00	1,983	\$ 358,990,300.00
6. Over \$500,000.00	50	\$ 79,393,576.00
Total to Date	32,513	\$ 1,102,170,776.00



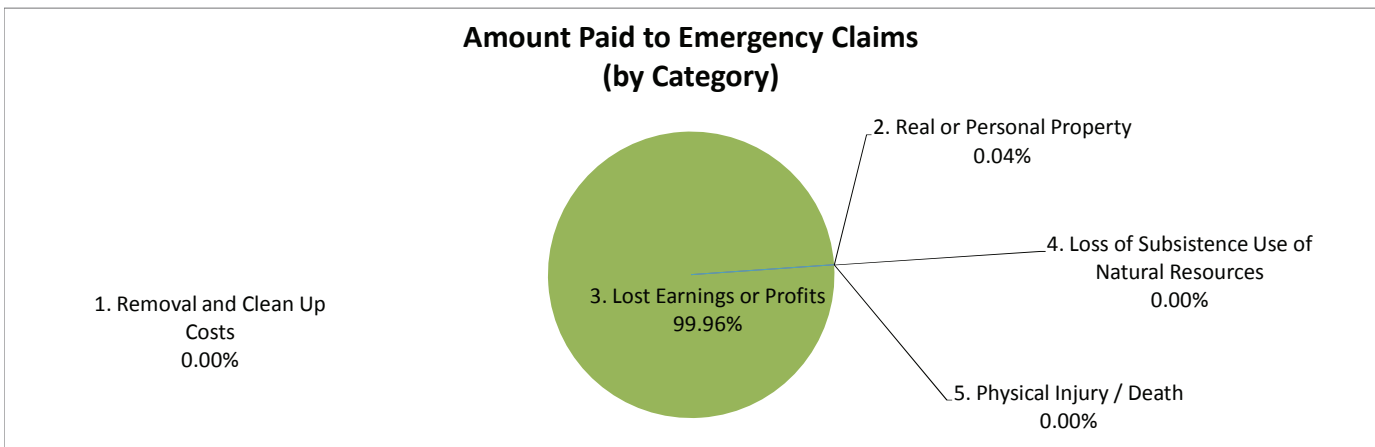
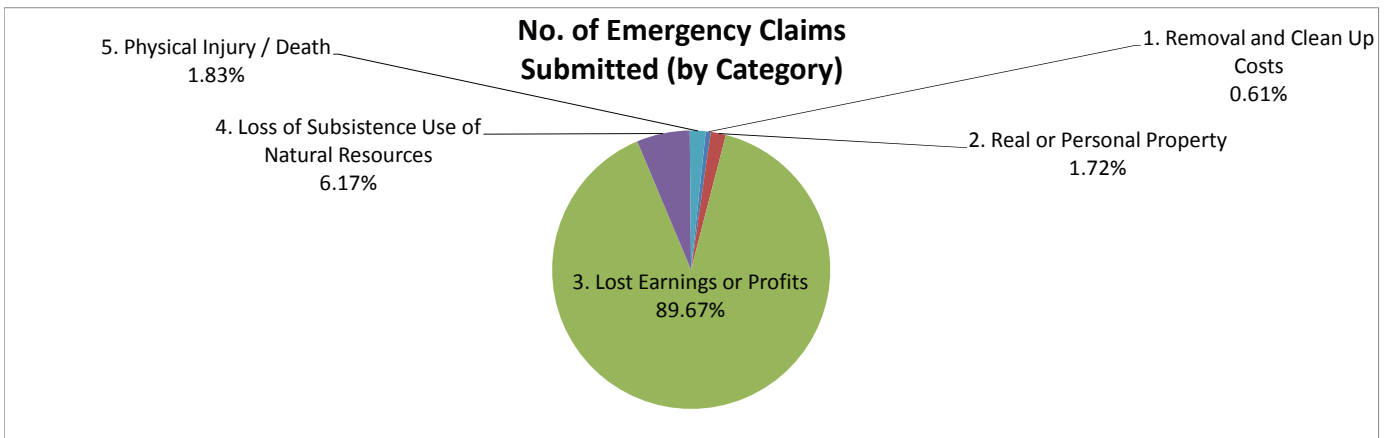
GCCCF Program Statistics - Overall Summary

(as of November 22, 2010, 5:05 PM ET)

Emergency Advance Claim Counts by Category

(Claimants may have more than one Claim Type)

Claims for Emergency Advance Payment	Claims Submitted	No. of Claims Paid	Amount Paid
1. Removal and Clean Up Costs	2,779	0	\$ -
2. Real or Personal Property	7,852	96	\$ 755,463.38
3. Lost Earnings or Profits	408,159	123,817	\$ 1,943,695,491.00
4. Loss of Subsistence Use of Natural Resources	28,072	5	\$ 13,000.00
5. Physical Injury / Death	8,341	18	\$ 14,336.50
Total to Date	455,203	123,936	\$ 1,944,478,290.88




GCCCF Program Statistics - Overall Summary

(as of November 22, 2010, 5:05 PM ET)

Final Payment Claim Counts by Category

(Claimants may have more than one Claim Type)

Claims Seeking Final Payment	Claims Submitted	No. of Claims Paid	Amount Paid
1. Removal and Clean Up Costs	447	0	\$ -
2. Real or Personal Property	1,760	0	\$ -
3. Lost Earnings or Profits	23,288	0	\$ -
4. Loss of Subsistence Use of Natural Resources	2,375	0	\$ -
5. Physical Injury / Death	599	0	\$ -
Total to Date	28,469	0	\$ -



Amount Paid to Final Claims (by Category)

No data to chart yet

GCCF Program Statistics - Overall Summary

(as of November 22, 2010, 5:05 PM ET)

Claims by Category and Amount

(Claimants may have more than one Claim Type)

Claims by Category and Amount	No. of Claims Paid	Amount Paid
1. Removal and Clean Up Costs		
a. \$0.01 - \$5,000.00	0	\$ -
b. \$5,000.01 - \$10,000.00	0	\$ -
c. \$10,000.01 - \$25,000.00	0	\$ -
d. \$25,000.01 - \$100,000.00	0	\$ -
e. \$100,000.01 - \$500,000.00	0	\$ -
f. Over \$500,000.00	0	\$ -
Sub-Total to Date	0	\$ -
2. Real or Personal Property		
a. \$0.01 - \$5,000.00	62	\$ 125,000.00
b. \$5,000.01 - \$10,000.00	18	\$ 125,700.00
c. \$10,000.01 - \$25,000.00	10	\$ 164,200.00
d. \$25,000.01 - \$100,000.00	5	\$ 164,463.38
e. \$100,000.01 - \$500,000.00	1	\$ 176,100.00
f. Over \$500,000.00	0	\$ -
Sub-Total to Date	96	\$ 755,463.38
3. Lost Earnings or Profits		
a. \$0.01 - \$5,000.00	41,511	\$ 121,346,200.00
b. \$5,000.01 - \$10,000.00	34,381	\$ 258,718,900.00
c. \$10,000.01 - \$25,000.00	32,698	\$ 516,050,850.00
d. \$25,000.01 - \$100,000.00	13,170	\$ 606,146,965.00
e. \$100,000.01 - \$500,000.00	2,007	\$ 362,039,000.00
f. Over \$500,000.00	50	\$ 79,393,576.00
Sub-Total to Date	123,817	\$ 1,943,695,491.00

GCCF Program Statistics - Overall Summary
(as of November 22, 2010, 5:05 PM ET)

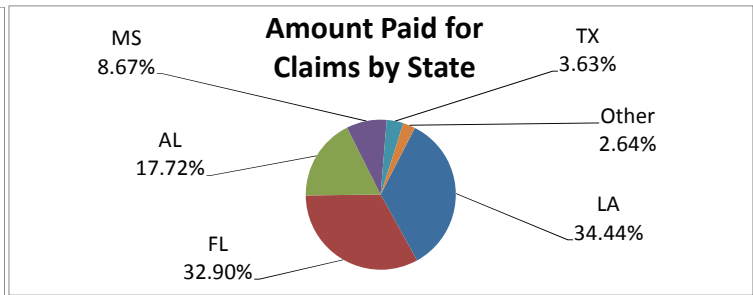
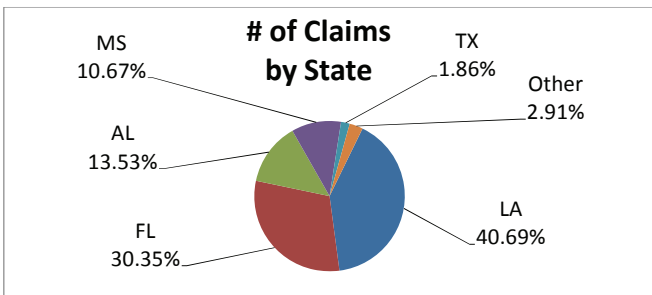
Claims by Category and Amount
(Claimants may have more than one Claim Type)

Claims by Category and Amount	No. of Claims Paid	Amount Paid
4. Loss of Subsistence Use of Natural Resources		
a. \$0.01 - \$5,000.00	5	\$ 13,000.00
b. \$5,000.01 - \$10,000.00	0	\$ -
c. \$10,000.01 - \$25,000.00	0	\$ -
d. \$25,000.01 - \$100,000.00	0	\$ -
e. \$100,000.01 - \$500,000.00	0	\$ -
f. Over \$500,000.00	0	\$ -
Sub-Total to Date	5	\$ 13,000.00
5. Physical Injury / Death		
a. \$0.01 - \$5,000.00	18	\$ 14,336.50
b. \$5,000.01 - \$10,000.00	0	\$ -
c. \$10,000.01 - \$25,000.00	0	\$ -
d. \$25,000.01 - \$100,000.00	0	\$ -
e. \$100,000.01 - \$500,000.00	0	\$ -
f. Over \$500,000.00	0	\$ -
Sub-Total to Date	18	\$ 14,336.50
6. Other Claims		
a. \$0.01 - \$5,000.00	0	\$ -
b. \$5,000.01 - \$10,000.00	0	\$ -
c. \$10,000.01 - \$25,000.00	0	\$ -
d. \$25,000.01 - \$100,000.00	0	\$ -
e. \$100,000.01 - \$500,000.00	0	\$ -
f. Over \$500,000.00	0	\$ -
Sub-Total to Date	0	\$ -
Total to Date	123,936	\$ 1,944,478,290.88

GCCF Program Statistics - Overall Summary
(as of November 22, 2010, 5:05 PM ET)

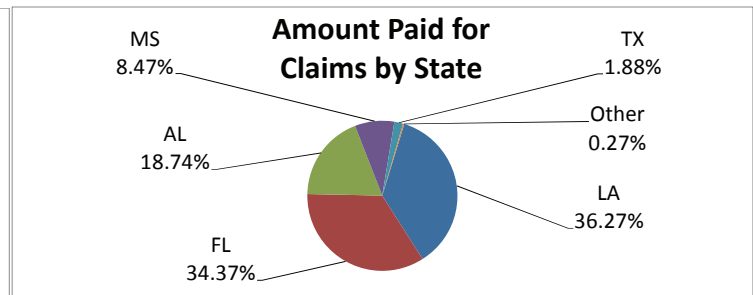
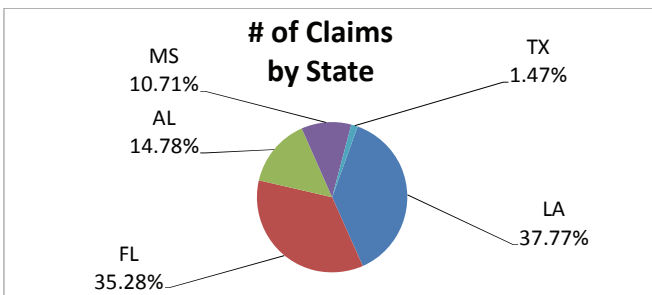
Claims by State of Residence
(Claimants may have more than one Claim Type)

Claim State of Residence	Claims Submitted	No. of Claims Paid	Amount Paid
Louisiana	196,798	43,259	\$ 669,611,050.00
Florida	146,778	42,946	\$ 639,758,276.00
Alabama	65,434	19,766	\$ 344,571,328.38
Mississippi	51,599	11,255	\$ 168,529,936.50
Texas	8,997	2,098	\$ 70,598,100.00
Others	14,066	4,612	\$ 51,409,600.00
Total to Date	483,672	123,936	\$ 1,944,478,290.88



Claims by State of Loss
(Claimants may have more than one Claim Type)

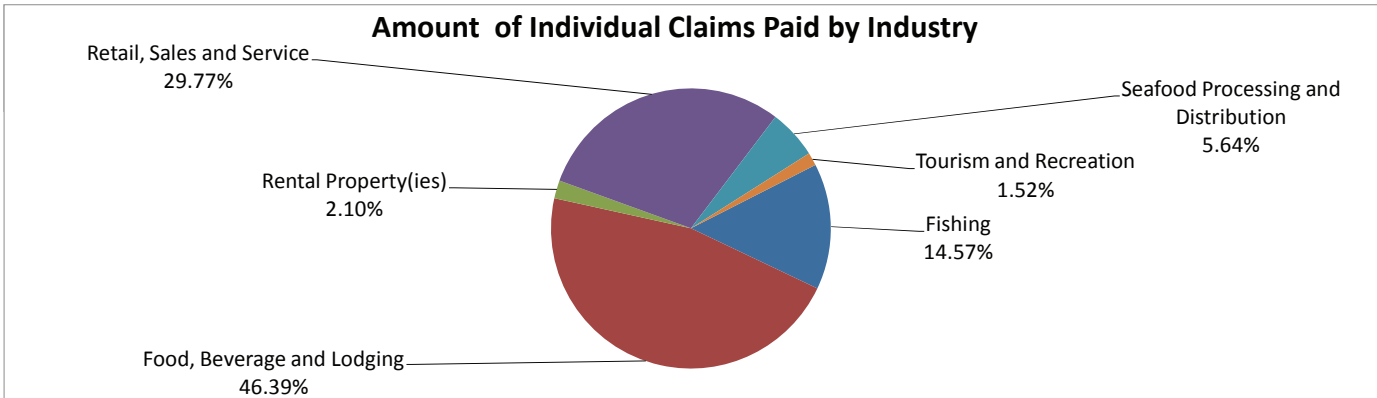
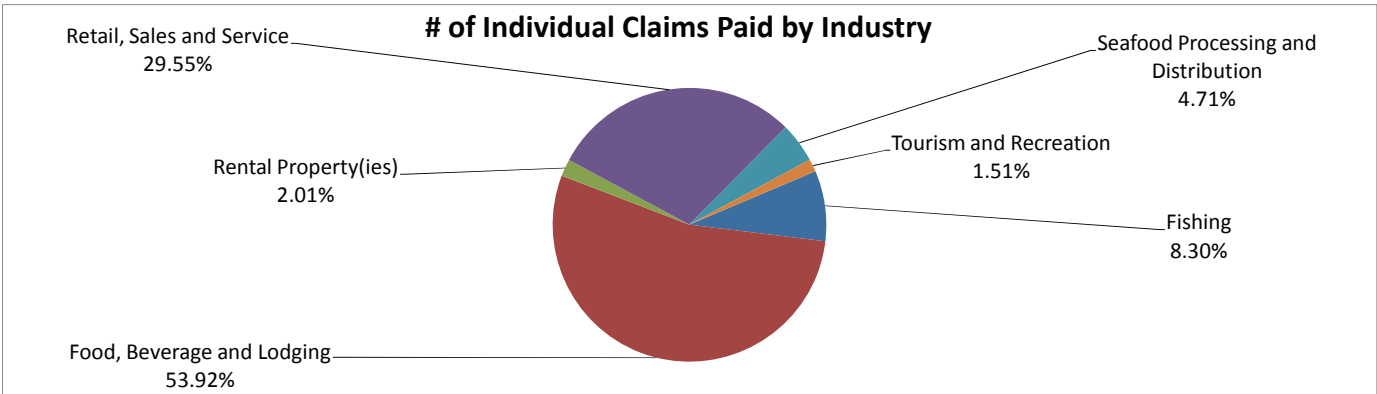
Claim State of Loss	Claims Submitted	No. of Claims Paid	Amount Paid
Louisiana	101,649	43,785	\$ 705,294,515.00
Florida	94,962	46,201	\$ 668,295,176.00
Alabama	39,771	21,359	\$ 364,304,700.00
Mississippi	28,821	10,854	\$ 164,631,800.00
Texas	3,943	1,448	\$ 36,618,900.00
Other State / Pending Location Verification		289	\$ 5,333,199.88
Total to Date		123,936	\$ 1,944,478,290.88



GCCF Program Statistics - Overall Summary
(as of November 22, 2010, 5:05 PM ET)

Individual Lost Earnings or Profits Claims Paid by Industry
(Claimants may have more than one Claim Type)

Claims by Amount	No. of Claims Paid	Amount Paid
Fishing	7,578	\$ 122,646,900.00
Food, Beverage and Lodging	49,250	\$ 390,635,200.00
Rental Property(ies)	1,840	\$ 17,709,400.00
Retail, Sales and Service	26,987	\$ 250,706,200.00
Seafood Processing and Distribution	4,306	\$ 47,513,015.00
Tourism and Recreation	1,375	\$ 12,792,900.00
Total to Date	91,336	\$ 842,003,615.00



GCCCF Program Statistics - Overall Summary

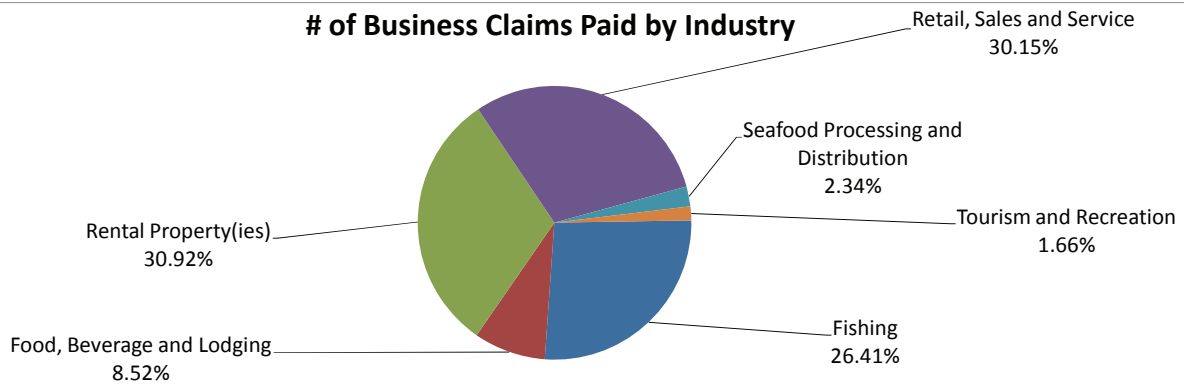
(as of November 22, 2010, 5:05 PM ET)

Business Lost Earnings or Profits Claims Paid by Industry

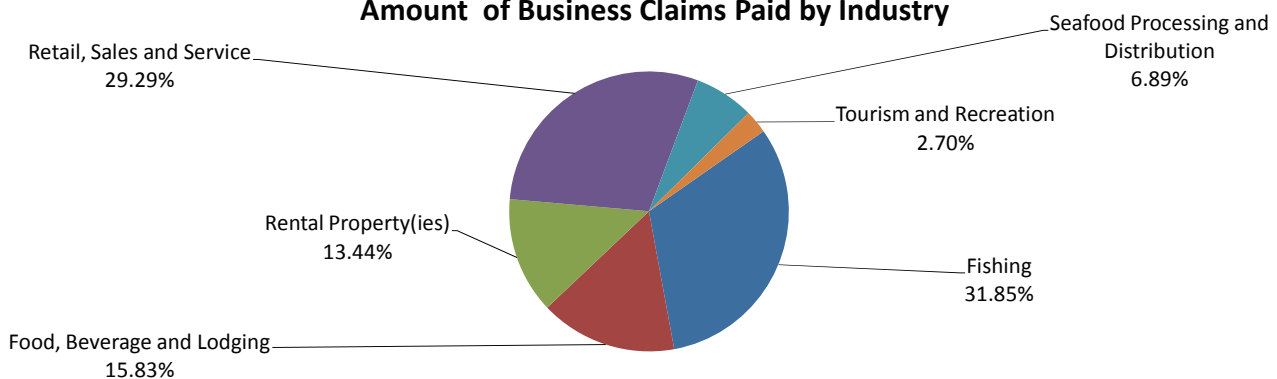
(Claimants may have more than one Claim Type)

Claims by Amount	No. of Claims Paid	Amount Paid
Fishing	8,577	\$ 350,869,200.00
Food, Beverage and Lodging	2,769	\$ 174,401,300.00
Rental Property(ies)	10,042	\$ 148,119,976.00
Retail, Sales and Service	9,793	\$ 322,700,700.00
Seafood Processing and Distribution	761	\$ 75,865,800.00
Tourism and Recreation	539	\$ 29,734,900.00
Total to Date	32,481	\$ 1,101,691,876.00


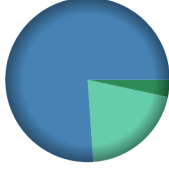



of Business Claims Paid by Industry



Amount of Business Claims Paid by Industry


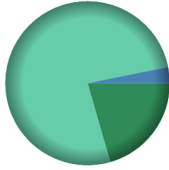



GCCF Program Statistics - Overall Summary (as of November 22, 2010, 5:05 PM ET)

County Name	Residents	Claimant Type	Claims Paid	Amount Paid	Payments in County
Autauga (Alabama)	50	<u>Claimant Type</u>	<u>Claims Paid</u>	<u>Amount Paid</u>	Payments in County  <ul style="list-style-type: none"> ■ Resident ■ Both
		Resident of County	13	\$112,400.00	
		Resident and Loss in County	1	\$2,300.00	
		Totals:	14	\$114,700.00	
Baldwin (Alabama)	24,985	<u>Claimant Type</u>	<u>Claims Paid</u>	<u>Amount Paid</u>	Payments in County  <ul style="list-style-type: none"> ■ Resident ■ Loss ■ Both
		Resident of County	539	\$8,311,263.38	
		Resident and Loss in County	9,164	\$187,740,500.00	
		Claim Loss in County	4,219	\$50,614,100.00	
Totals:	13,922	\$246,665,863.38			
Barbour (Alabama)	19	<u>Claimant Type</u>	<u>Claims Paid</u>	<u>Amount Paid</u>	Payments in County  <ul style="list-style-type: none"> ■ Resident ■ Both
		Resident of County	2	\$25,600.00	
		Resident and Loss in County	2	\$91,300.00	
		Totals:	4	\$116,900.00	
Bibb (Alabama)	10	<u>Claimant Type</u>	<u>Claims Paid</u>	<u>Amount Paid</u>	Payments in County  <ul style="list-style-type: none"> ■ Resident
		Resident of County	6	\$26,700.00	
		Totals:	6	\$26,700.00	
Blount (Alabama)	12	<u>Claimant Type</u>	<u>Claims Paid</u>	<u>Amount Paid</u>	Payments in County  <ul style="list-style-type: none"> ■ Resident
		Resident of County	3	\$14,200.00	
		Totals:	3	\$14,200.00	

GCCF Program Statistics - Overall Summary

(as of November 22, 2010, 5:05 PM ET)



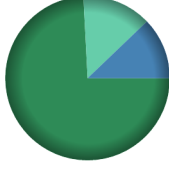
County (Alabama)	Total Claims	Claimant Type	Claims Paid	Amount Paid	Payments in County
Bullock (Alabama)	7	<u>Claimant Type</u>	<u>Claims Paid</u>	<u>Amount Paid</u>	Payments in County  <ul style="list-style-type: none"> Resident
		Resident of County	2	\$19,700.00	
		Totals:	2	\$19,700.00	
Butler (Alabama)	29	<u>Claimant Type</u>	<u>Claims Paid</u>	<u>Amount Paid</u>	Payments in County  <ul style="list-style-type: none"> Resident Loss Both
		Resident of County	4	\$34,800.00	
		Resident and Loss in County	1	\$5,400.00	
		Claim Loss in County	2	\$129,200.00	
Totals:	7	\$169,400.00			
Calhoun (Alabama)	87	<u>Claimant Type</u>	<u>Claims Paid</u>	<u>Amount Paid</u>	Payments in County  <ul style="list-style-type: none"> Resident
		Resident of County	22	\$224,500.00	
		Totals:	22	\$224,500.00	
Chambers (Alabama)	10	<u>Claimant Type</u>	<u>Claims Paid</u>	<u>Amount Paid</u>	Payments in County  <ul style="list-style-type: none"> Resident
		Resident of County	2	\$27,000.00	
		Totals:	2	\$27,000.00	
Cherokee (Alabama)	11	<u>Claimant Type</u>	<u>Claims Paid</u>	<u>Amount Paid</u>	Payments in County  <ul style="list-style-type: none"> Resident
		Resident of County	5	\$43,100.00	
		Totals:	5	\$43,100.00	

GCCF Program Statistics - Overall Summary

(as of November 22, 2010, 5:05 PM ET)


County (Alabama)	Total Claims	Claimant Type	Claims Paid	Amount Paid	Payments in County
Chilton (Alabama)	20	<u>Claimant Type</u>	<u>Claims Paid</u>	<u>Amount Paid</u>	Payments in County  <ul style="list-style-type: none"> ■ Resident ■ Both
		Resident of County	4	\$38,300.00	
		Resident and Loss in County	2	\$79,900.00	
		Totals:	6	\$118,200.00	
Choctaw (Alabama)	35	<u>Claimant Type</u>	<u>Claims Paid</u>	<u>Amount Paid</u>	Payments in County  <ul style="list-style-type: none"> ■ Resident ■ Both
		Resident of County	2	\$11,000.00	
		Resident and Loss in County	1	\$68,400.00	
		Totals:	3	\$79,400.00	
Clarke (Alabama)	224	<u>Claimant Type</u>	<u>Claims Paid</u>	<u>Amount Paid</u>	Payments in County  <ul style="list-style-type: none"> ■ Resident ■ Loss ■ Both
		Resident of County	30	\$293,500.00	
		Resident and Loss in County	4	\$40,400.00	
		Claim Loss in County	4	\$50,100.00	
		Totals:	38	\$384,000.00	
Clay (Alabama)	7	<u>Claimant Type</u>	<u>Claims Paid</u>	<u>Amount Paid</u>	Payments in County  <ul style="list-style-type: none"> ■ Resident
		Resident of County	4	\$55,200.00	
		Totals:	4	\$55,200.00	
Cleburne (Alabama)	4	<u>Claimant Type</u>	<u>Claims Paid</u>	<u>Amount Paid</u>	Payments in County  <ul style="list-style-type: none"> ■ Resident
		Resident of County	1	\$3,000.00	
		Totals:	1	\$3,000.00	

GCCF Program Statistics - Overall Summary (as of November 22, 2010, 5:05 PM ET)

County (Alabama)	Total Claims	Claimant Type	Claims Paid	Amount Paid	Payments in County
Coffee (Alabama)	49	<u>Claimant Type</u>	<u>Claims Paid</u>	<u>Amount Paid</u>	Payments in County  <ul style="list-style-type: none"> Resident Both
		Resident of County	10	\$84,500.00	
		Resident and Loss in County	1	\$3,000.00	
		Totals:	11	\$87,500.00	
Colbert (Alabama)	42	<u>Claimant Type</u>	<u>Claims Paid</u>	<u>Amount Paid</u>	Payments in County  <ul style="list-style-type: none"> Resident
		Resident of County	25	\$248,100.00	
		Totals:	25	\$248,100.00	
		Conecuh (Alabama)	30	<u>Claimant Type</u>	
Resident of County	5			\$51,700.00	
Totals:	5			\$51,700.00	
Coosa (Alabama)	6			<u>Claimant Type</u>	<u>Claims Paid</u>
		Resident of County	4	\$42,700.00	
		Resident and Loss in County	1	\$150,000.00	
		Totals:	5	\$192,700.00	
Covington (Alabama)	116	<u>Claimant Type</u>	<u>Claims Paid</u>	<u>Amount Paid</u>	Payments in County  <ul style="list-style-type: none"> Resident Loss Both
		Resident of County	31	\$595,800.00	
		Resident and Loss in County	3	\$97,800.00	
		Claim Loss in County	2	\$109,500.00	
		Totals:	36	\$803,100.00	

GCCF Program Statistics - Overall Summary

(as of November 22, 2010, 5:05 PM ET)

County (Alabama)	Total Claims	Claimant Type	Claims Paid	Amount Paid	Payments in County
Crenshaw	26	Resident of County	1	\$2,100.00	 <ul style="list-style-type: none"> Resident Loss Both
		Resident and Loss in County	1	\$1,500.00	
		Claim Loss in County	1	\$4,000.00	
		Totals:	3	\$7,600.00	
Cullman	59	Resident of County	37	\$354,400.00	 <ul style="list-style-type: none"> Resident
		Totals:	37	\$354,400.00	
Dale	50	Resident of County	10	\$81,600.00	 <ul style="list-style-type: none"> Resident Both
		Resident and Loss in County	1	\$37,600.00	
		Totals:	11	\$119,200.00	
Dallas	55	Resident of County	10	\$108,600.00	 <ul style="list-style-type: none"> Resident Both
		Resident and Loss in County	1	\$15,000.00	
		Totals:	11	\$123,600.00	
DeKalb	22	Resident of County	13	\$143,100.00	 <ul style="list-style-type: none"> Resident Loss
		Claim Loss in County	1	\$10,800.00	
		Totals:	14	\$153,900.00	

GCCF Program Statistics - Overall Summary

(as of November 22, 2010, 5:05 PM ET)

County (Alabama)	Total Claims	Claimant Type	Claims Paid	Amount Paid	Payments in County
Elmore (Alabama)	64	<u>Claimant Type</u>	<u>Claims Paid</u>	<u>Amount Paid</u>	Payments in County  <ul style="list-style-type: none"> ■ Resident ■ Both
		Resident of County	22	\$235,300.00	
		Resident and Loss in County	1	\$19,200.00	
		Totals:	23	\$254,500.00	
Escambia (Alabama)	349	<u>Claimant Type</u>	<u>Claims Paid</u>	<u>Amount Paid</u>	Payments in County  <ul style="list-style-type: none"> ■ Resident ■ Loss ■ Both
		Resident of County	53	\$734,300.00	
		Resident and Loss in County	13	\$126,200.00	
		Claim Loss in County	8	\$140,500.00	
Totals:	74	\$1,001,000.00			
Etowah (Alabama)	75	<u>Claimant Type</u>	<u>Claims Paid</u>	<u>Amount Paid</u>	Payments in County  <ul style="list-style-type: none"> ■ Resident
		Resident of County	32	\$482,200.00	
		Totals:	32	\$482,200.00	
Fayette (Alabama)	14	<u>Claimant Type</u>	<u>Claims Paid</u>	<u>Amount Paid</u>	Payments in County  <ul style="list-style-type: none"> ■ Resident
		Resident of County	12	\$76,100.00	
		Totals:	12	\$76,100.00	
Franklin (Alabama)	10	<u>Claimant Type</u>	<u>Claims Paid</u>	<u>Amount Paid</u>	Payments in County  <ul style="list-style-type: none"> ■ Resident
		Resident of County	7	\$65,900.00	
		Totals:	7	\$65,900.00	






GCCF Program Statistics - Overall Summary

(as of November 22, 2010, 5:05 PM ET)

County (Alabama)	Total Claims	Claimant Type	Claims Paid	Amount Paid	Payments in County
Geneva (Alabama)	71	<u>Claimant Type</u>	<u>Claims Paid</u>	<u>Amount Paid</u>	Payments in County  <ul style="list-style-type: none"> Resident
		Resident of County	17	\$150,800.00	
		Totals:	17	\$150,800.00	
Greene (Alabama)	5	<u>Claimant Type</u>	<u>Claims Paid</u>	<u>Amount Paid</u>	Payments in County  <ul style="list-style-type: none"> Resident
		Resident of County	4	\$22,900.00	
		Totals:	4	\$22,900.00	
Hale (Alabama)	15	<u>Claimant Type</u>	<u>Claims Paid</u>	<u>Amount Paid</u>	Payments in County  <ul style="list-style-type: none"> Resident Both
		Resident of County	8	\$147,900.00	
		Resident and Loss in County	1	\$100,000.00	
Totals:	9	\$247,900.00			
Henry (Alabama)	15	<u>Claimant Type</u>	<u>Claims Paid</u>	<u>Amount Paid</u>	Payments in County  <ul style="list-style-type: none"> Resident
		Resident of County	3	\$15,600.00	
		Totals:	3	\$15,600.00	
Houston (Alabama)	179	<u>Claimant Type</u>	<u>Claims Paid</u>	<u>Amount Paid</u>	Payments in County  <ul style="list-style-type: none"> Resident Loss Both
		Resident of County	34	\$232,800.00	
		Resident and Loss in County	3	\$205,900.00	
		Claim Loss in County	1	\$6,000.00	
Totals:	38	\$444,700.00			

GCCF Program Statistics - Overall Summary

(as of November 22, 2010, 5:05 PM ET)

County (Alabama)	Total Claims	Claimant Type	Claims Paid	Amount Paid	Payments in County
Jackson (Alabama)	22	<u>Claimant Type</u>	<u>Claims Paid</u>	<u>Amount Paid</u>	Payments in County  <ul style="list-style-type: none"> ■ Resident ■ Loss
		Resident of County	10	\$104,700.00	
		Claim Loss in County	1	\$14,500.00	
		Totals:	11	\$119,200.00	
Jefferson (Alabama)	758	<u>Claimant Type</u>	<u>Claims Paid</u>	<u>Amount Paid</u>	Payments in County  <ul style="list-style-type: none"> ■ Resident ■ Loss ■ Both
		Resident of County	339	\$3,877,400.00	
		Resident and Loss in County	6	\$107,500.00	
		Claim Loss in County	3	\$55,800.00	
Totals:	348	\$4,040,700.00			
Lauderdale (Alabama)	44	<u>Claimant Type</u>	<u>Claims Paid</u>	<u>Amount Paid</u>	Payments in County  <ul style="list-style-type: none"> ■ Resident
		Resident of County	19	\$166,600.00	
		Totals:	19	\$166,600.00	
Lawrence (Alabama)	6	<u>Claimant Type</u>	<u>Claims Paid</u>	<u>Amount Paid</u>	Payments in County  <ul style="list-style-type: none"> ■ Resident ■ Loss
		Resident of County	2	\$21,200.00	
		Claim Loss in County	1	\$1,400.00	
		Totals:	3	\$22,600.00	
Lee (Alabama)	113	<u>Claimant Type</u>	<u>Claims Paid</u>	<u>Amount Paid</u>	Payments in County  <ul style="list-style-type: none"> ■ Resident
		Resident of County	42	\$393,000.00	
		Totals:	42	\$393,000.00	


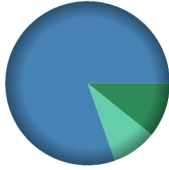

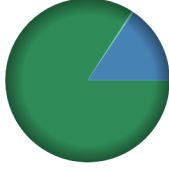

GCCF Program Statistics - Overall Summary

(as of November 22, 2010, 5:05 PM ET)

County (Alabama)	Total Claims	Claimant Type	Claims Paid	Amount Paid	Payments in County
Limestone (Alabama)	47	<u>Claimant Type</u>	<u>Claims Paid</u>	<u>Amount Paid</u>	Payments in County  <ul style="list-style-type: none"> Resident
		Resident of County	30	\$439,200.00	
		Totals:	30	\$439,200.00	
Macon (Alabama)	6	<u>Claimant Type</u>	<u>Claims Paid</u>	<u>Amount Paid</u>	Payments in County  <ul style="list-style-type: none"> Resident
		Resident of County	2	\$7,500.00	
		Totals:	2	\$7,500.00	
Madison (Alabama)	310	<u>Claimant Type</u>	<u>Claims Paid</u>	<u>Amount Paid</u>	Payments in County  <ul style="list-style-type: none"> Resident Loss Both
		Resident of County	145	\$1,686,300.00	
		Resident and Loss in County	5	\$56,600.00	
		Claim Loss in County	2	\$6,100.00	
Totals:	152	\$1,749,000.00			
Marengo (Alabama)	30	<u>Claimant Type</u>	<u>Claims Paid</u>	<u>Amount Paid</u>	Payments in County  <ul style="list-style-type: none"> Resident
		Resident of County	12	\$87,200.00	
		Totals:	12	\$87,200.00	
Marion (Alabama)	6	<u>Claimant Type</u>	<u>Claims Paid</u>	<u>Amount Paid</u>	Payments in County  <ul style="list-style-type: none"> Resident
		Resident of County	1	\$1,200.00	
		Totals:	1	\$1,200.00	






GCCF Program Statistics - Overall Summary

(as of November 22, 2010, 5:05 PM ET)






County (Alabama)	Total Claims	Claimant Type	Claims Paid	Amount Paid	Payments in County
Marshall (Alabama)	56	<u>Claimant Type</u>	<u>Claims Paid</u>	<u>Amount Paid</u>	Payments in County  <ul style="list-style-type: none"> ■ Resident ■ Both
		Resident of County	28	\$387,700.00	
		Resident and Loss in County	1	\$37,200.00	
		Totals:	29	\$424,900.00	
Mobile (Alabama)	33,534	<u>Claimant Type</u>	<u>Claims Paid</u>	<u>Amount Paid</u>	Payments in County  <ul style="list-style-type: none"> ■ Resident ■ Loss ■ Both
		Resident of County	1,112	\$14,903,765.00	
		Resident and Loss in County	7,166	\$111,035,300.00	
		Claim Loss in County	691	\$12,204,100.00	
Totals:	8,969	\$138,143,165.00			
Monroe (Alabama)	119	<u>Claimant Type</u>	<u>Claims Paid</u>	<u>Amount Paid</u>	Payments in County  <ul style="list-style-type: none"> ■ Resident ■ Both
		Resident of County	39	\$625,000.00	
		Resident and Loss in County	11	\$145,400.00	
		Totals:	50	\$770,400.00	
Montgomery (Alabama)	314	<u>Claimant Type</u>	<u>Claims Paid</u>	<u>Amount Paid</u>	Payments in County  <ul style="list-style-type: none"> ■ Resident ■ Loss ■ Both
		Resident of County	102	\$1,937,400.00	
		Resident and Loss in County	9	\$358,100.00	
		Claim Loss in County	2	\$8,600.00	
Totals:	113	\$2,304,100.00			
Morgan (Alabama)	94	<u>Claimant Type</u>	<u>Claims Paid</u>	<u>Amount Paid</u>	Payments in County  <ul style="list-style-type: none"> ■ Resident ■ Both
		Resident of County	53	\$559,800.00	
		Resident and Loss in County	1	\$2,400.00	
		Totals:	54	\$562,200.00	

GCCF Program Statistics - Overall Summary

(as of November 22, 2010, 5:05 PM ET)

County (Alabama)	Total Claims	Claimant Type	Claims Paid	Amount Paid	Payments in County
Perry (Alabama)	4	<u>Claimant Type</u>	<u>Claims Paid</u>	<u>Amount Paid</u>	Payments in County  Loss
		Claim Loss in County	1	\$35,000.00	
		Totals:	1	\$35,000.00	
Pickens (Alabama)	13	<u>Claimant Type</u>	<u>Claims Paid</u>	<u>Amount Paid</u>	Payments in County  Resident
		Resident of County	5	\$74,500.00	
		Totals:	5	\$74,500.00	
Pike (Alabama)	41	<u>Claimant Type</u>	<u>Claims Paid</u>	<u>Amount Paid</u>	Payments in County  Resident
		Resident of County	8	\$53,000.00	
		Totals:	8	\$53,000.00	
Randolph (Alabama)	7	<u>Claimant Type</u>	<u>Claims Paid</u>	<u>Amount Paid</u>	Payments in County  Resident
		Resident of County	4	\$50,300.00	
		Totals:	4	\$50,300.00	
Russell (Alabama)	27	<u>Claimant Type</u>	<u>Claims Paid</u>	<u>Amount Paid</u>	Payments in County  Resident
		Resident of County	5	\$43,600.00	
		Totals:	5	\$43,600.00	

GCCF Program Statistics - Overall Summary (as of November 22, 2010, 5:05 PM ET)

County (Alabama)	Total Claims	Claimant Type	Claims Paid	Amount Paid	Payments in County
Shelby (Alabama)	279	<u>Claimant Type</u>	<u>Claims Paid</u>	<u>Amount Paid</u>	Payments in County  <ul style="list-style-type: none"> ■ Resident ■ Loss ■ Both
		Resident of County	135	\$1,530,100.00	
		Resident and Loss in County	2	\$23,500.00	
		Claim Loss in County	1	\$28,800.00	
Totals:	138	\$1,582,400.00			
St. Clair (Alabama)	47	<u>Claimant Type</u>	<u>Claims Paid</u>	<u>Amount Paid</u>	Payments in County  <ul style="list-style-type: none"> ■ Resident ■ Both
		Resident of County	24	\$336,000.00	
		Resident and Loss in County	1	\$32,700.00	
		Totals:	25	\$368,700.00	
Sumter (Alabama)	10	<u>Claimant Type</u>	<u>Claims Paid</u>	<u>Amount Paid</u>	Payments in County  <ul style="list-style-type: none"> ■ Resident
		Resident of County	1	\$46,200.00	
		Totals:	1	\$46,200.00	
Talladega (Alabama)	58	<u>Claimant Type</u>	<u>Claims Paid</u>	<u>Amount Paid</u>	Payments in County  <ul style="list-style-type: none"> ■ Resident
		Resident of County	23	\$143,500.00	
		Totals:	23	\$143,500.00	
Tallapoosa (Alabama)	27	<u>Claimant Type</u>	<u>Claims Paid</u>	<u>Amount Paid</u>	Payments in County  <ul style="list-style-type: none"> ■ Resident
		Resident of County	10	\$68,900.00	
		Totals:	10	\$68,900.00	


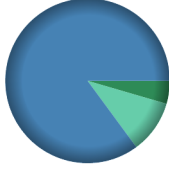
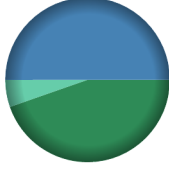
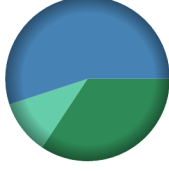
GCCF Program Statistics - Overall Summary

(as of November 22, 2010, 5:05 PM ET)

County (Alabama)	Total Claims	Claimant Type	Claims Paid	Amount Paid	Payments in County
Tuscaloosa (Alabama)	260	<u>Claimant Type</u>	<u>Claims Paid</u>	<u>Amount Paid</u>	<ul style="list-style-type: none"> ■ Resident ■ Loss ■ Both
		Resident of County	129	\$1,192,200.00	
		Resident and Loss in County	2	\$22,000.00	
		Claim Loss in County	2	\$49,000.00	
Totals:	133	\$1,263,200.00			
Unknown (Alabama)	124	<u>Claimant Type</u>	<u>Claims Paid</u>	<u>Amount Paid</u>	<ul style="list-style-type: none"> ■ Resident
		Resident of County	44	\$1,211,200.00	
		Totals:	44	\$1,211,200.00	
Walker (Alabama)	40	<u>Claimant Type</u>	<u>Claims Paid</u>	<u>Amount Paid</u>	<ul style="list-style-type: none"> ■ Resident ■ Loss ■ Both
		Resident of County	18	\$217,700.00	
		Resident and Loss in County	1	\$9,500.00	
		Claim Loss in County	2	\$28,000.00	
Totals:	21	\$255,200.00			
Washington (Alabama)	264	<u>Claimant Type</u>	<u>Claims Paid</u>	<u>Amount Paid</u>	<ul style="list-style-type: none"> ■ Resident ■ Loss ■ Both
		Resident of County	20	\$227,100.00	
		Resident and Loss in County	1	\$15,000.00	
		Claim Loss in County	5	\$112,600.00	
Totals:	26	\$354,700.00			
Wilcox (Alabama)	62	<u>Claimant Type</u>	<u>Claims Paid</u>	<u>Amount Paid</u>	<ul style="list-style-type: none"> ■ Resident ■ Both
		Resident of County	11	\$172,600.00	
		Resident and Loss in County	3	\$67,000.00	
		Totals:	14	\$239,600.00	

GCCF Program Statistics - Overall Summary

(as of November 22, 2010, 5:05 PM ET)

County	Total Claims	Claimant Type	Claims Paid	Amount Paid	Payments in County
Winston (Alabama)	15	<u>Claimant Type</u>	<u>Claims Paid</u>	<u>Amount Paid</u>	Payments in County  Resident
		Resident of County	6	\$193,200.00	
		Totals:	6	\$193,200.00	
		Aachua (Florida)	112	<u>Claimant Type</u>	
Resident of County	20			\$156,500.00	
Resident and Loss in County	5			\$145,600.00	
Claim Loss in County	1			\$12,000.00	
Totals:	26	\$314,100.00			
Bay (Florida)	32,743	<u>Claimant Type</u>	<u>Claims Paid</u>	<u>Amount Paid</u>	Payments in County  Resident Loss Both
		Resident of County	627	\$7,429,500.00	
		Resident and Loss in County	10,610	\$140,343,876.00	
		Claim Loss in County	1,723	\$17,145,000.00	
Totals:	12,960	\$164,918,376.00			
Brevard (Florida)	174	<u>Claimant Type</u>	<u>Claims Paid</u>	<u>Amount Paid</u>	Payments in County  Resident Loss Both
		Resident of County	13	\$254,100.00	
		Resident and Loss in County	8	\$284,600.00	
		Claim Loss in County	2	\$30,300.00	
Totals:	23	\$569,000.00			
Broward (Florida)	1,019	<u>Claimant Type</u>	<u>Claims Paid</u>	<u>Amount Paid</u>	Payments in County  Resident Loss Both
		Resident of County	27	\$949,600.00	
		Resident and Loss in County	9	\$1,522,300.00	
		Claim Loss in County	12	\$293,900.00	
Totals:	48	\$2,765,800.00			

GCCF Program Statistics - Overall Summary

(as of November 22, 2010, 5:05 PM ET)

County (Florida)	Total Claims	Claimant Type	Claims Paid	Amount Paid	Payments in County
Calhoun (Florida)	184	<u>Claimant Type</u>	<u>Claims Paid</u>	<u>Amount Paid</u>	<p>Payments in County</p> <ul style="list-style-type: none"> Resident Loss Both
		Resident of County	27	\$294,500.00	
		Resident and Loss in County	1	\$6,000.00	
		Claim Loss in County	1	\$4,200.00	
		Totals:	29	\$304,700.00	
Charlotte (Florida)	297	<u>Claimant Type</u>	<u>Claims Paid</u>	<u>Amount Paid</u>	<p>Payments in County</p> <ul style="list-style-type: none"> Resident Loss Both
		Resident of County	8	\$109,000.00	
		Resident and Loss in County	29	\$1,083,900.00	
		Claim Loss in County	10	\$75,100.00	
		Totals:	47	\$1,268,000.00	
Citrus (Florida)	258	<u>Claimant Type</u>	<u>Claims Paid</u>	<u>Amount Paid</u>	<p>Payments in County</p> <ul style="list-style-type: none"> Resident Loss Both
		Resident of County	25	\$449,900.00	
		Resident and Loss in County	85	\$1,421,900.00	
		Claim Loss in County	7	\$162,700.00	
		Totals:	117	\$2,034,500.00	
Clay (Florida)	66	<u>Claimant Type</u>	<u>Claims Paid</u>	<u>Amount Paid</u>	<p>Payments in County</p> <ul style="list-style-type: none"> Resident Loss Both
		Resident of County	5	\$28,500.00	
		Resident and Loss in County	1	\$125,000.00	
		Claim Loss in County	1	\$18,700.00	
		Totals:	7	\$172,200.00	
Collier (Florida)	12,214	<u>Claimant Type</u>	<u>Claims Paid</u>	<u>Amount Paid</u>	<p>Payments in County</p> <ul style="list-style-type: none"> Resident Loss Both
		Resident of County	58	\$544,700.00	
		Resident and Loss in County	896	\$9,864,000.00	
		Claim Loss in County	27	\$156,500.00	
		Totals:	981	\$10,565,200.00	

GCCF Program Statistics - Overall Summary (as of November 22, 2010, 5:05 PM ET)


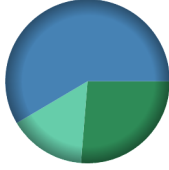
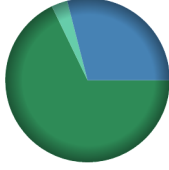

County (Florida)	Total Claims	Claimant Type	Claims Paid	Amount Paid	Payments in County
Columbia (Florida)	26	<u>Claimant Type</u>	<u>Claims Paid</u>	<u>Amount Paid</u>	<ul style="list-style-type: none"> Resident Both
		Resident of County	5	\$98,800.00	
		Resident and Loss in County	1	\$40,000.00	
		Totals:	6	\$138,800.00	
Dixie (Florida)	34	<u>Claimant Type</u>	<u>Claims Paid</u>	<u>Amount Paid</u>	<ul style="list-style-type: none"> Resident Loss Both
		Resident of County	1	\$3,000.00	
		Resident and Loss in County	12	\$353,400.00	
		Claim Loss in County	4	\$89,700.00	
Totals:	17	\$446,100.00			
Duval (Florida)	441	<u>Claimant Type</u>	<u>Claims Paid</u>	<u>Amount Paid</u>	<ul style="list-style-type: none"> Resident Loss Both
		Resident of County	42	\$733,300.00	
		Resident and Loss in County	16	\$1,194,800.00	
		Claim Loss in County	7	\$136,800.00	
Totals:	65	\$2,064,900.00			
Escambia (Florida)	20,356	<u>Claimant Type</u>	<u>Claims Paid</u>	<u>Amount Paid</u>	<ul style="list-style-type: none"> Resident Loss Both
		Resident of County	1,739	\$18,825,700.00	
		Resident and Loss in County	5,338	\$72,642,000.00	
		Claim Loss in County	1,229	\$15,789,700.00	
Totals:	8,306	\$107,257,400.00			
Flagler (Florida)	33	<u>Claimant Type</u>	<u>Claims Paid</u>	<u>Amount Paid</u>	<ul style="list-style-type: none"> Resident
		Resident of County	2	\$65,400.00	
		Totals:	2	\$65,400.00	

GCCF Program Statistics - Overall Summary (as of November 22, 2010, 5:05 PM ET)

County (Florida)	Total Claims	Claimant Type	Claims Paid	Amount Paid	Payments in County
Franklin (Florida)	2,309	<u>Claimant Type</u>	<u>Claims Paid</u>	<u>Amount Paid</u>	<p>Payments in County</p> <ul style="list-style-type: none"> Resident Loss Both
		Resident of County	45	\$581,500.00	
		Resident and Loss in County	1,218	\$14,896,000.00	
		Claim Loss in County	141	\$1,968,500.00	
		Totals:	1,404	\$17,446,000.00	
Gadsden (Florida)	99	<u>Claimant Type</u>	<u>Claims Paid</u>	<u>Amount Paid</u>	<p>Payments in County</p> <ul style="list-style-type: none"> Resident Loss Both
		Resident of County	9	\$158,700.00	
		Resident and Loss in County	2	\$44,200.00	
		Claim Loss in County	1	\$6,000.00	
		Totals:	12	\$208,900.00	
Glades (Florida)	2	<u>Claimant Type</u>	<u>Claims Paid</u>	<u>Amount Paid</u>	<p>Payments in County</p> <ul style="list-style-type: none"> Resident
		Resident of County	1	\$8,400.00	
		Totals:	1	\$8,400.00	
Gulf (Florida)	1,876	<u>Claimant Type</u>	<u>Claims Paid</u>	<u>Amount Paid</u>	<p>Payments in County</p> <ul style="list-style-type: none"> Resident Loss Both
		Resident of County	122	\$1,296,500.00	
		Resident and Loss in County	454	\$9,205,000.00	
		Claim Loss in County	129	\$1,527,000.00	
		Totals:	705	\$12,028,500.00	
Hardee (Florida)	5	<u>Claimant Type</u>	<u>Claims Paid</u>	<u>Amount Paid</u>	<p>Payments in County</p> <ul style="list-style-type: none"> Resident
		Resident of County	1	\$15,000.00	
		Totals:	1	\$15,000.00	

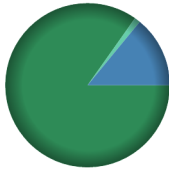

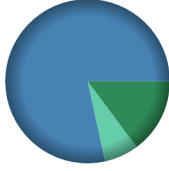
GCCF Program Statistics - Overall Summary

(as of November 22, 2010, 5:05 PM ET)

County (Florida)	Total Claims	Claimant Type	Claims Paid	Amount Paid	Payments in County
Hendry (Florida)	103	<u>Claimant Type</u>	<u>Claims Paid</u>	<u>Amount Paid</u>	Payments in County  <ul style="list-style-type: none"> Resident
		Resident of County	1	\$24,000.00	
		Totals:	1	\$24,000.00	
		Hernando (Florida)	183	<u>Claimant Type</u>	
Resident of County	22			\$367,600.00	
Resident and Loss in County	47			\$1,150,100.00	
Claim Loss in County	18			\$489,100.00	
Totals:	87	\$2,006,800.00			
Hillsborough (Florida)	2,310	<u>Claimant Type</u>	<u>Claims Paid</u>	<u>Amount Paid</u>	Payments in County  <ul style="list-style-type: none"> Resident Loss Both
		Resident of County	76	\$1,082,900.00	
		Resident and Loss in County	110	\$2,409,800.00	
		Claim Loss in County	38	\$626,500.00	
Totals:	224	\$4,119,200.00			
Holmes (Florida)	561	<u>Claimant Type</u>	<u>Claims Paid</u>	<u>Amount Paid</u>	Payments in County  <ul style="list-style-type: none"> Resident Loss Both
		Resident of County	124	\$1,031,800.00	
		Resident and Loss in County	28	\$440,900.00	
		Claim Loss in County	10	\$48,000.00	
Totals:	162	\$1,520,700.00			
Indian River (Florida)	85	<u>Claimant Type</u>	<u>Claims Paid</u>	<u>Amount Paid</u>	Payments in County  <ul style="list-style-type: none"> Loss Both
		Resident and Loss in County	3	\$157,000.00	
		Claim Loss in County	1	\$65,000.00	
		Totals:	4	\$222,000.00	

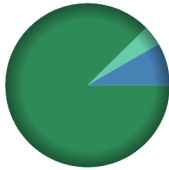
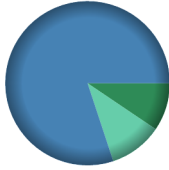


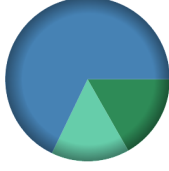
GCCF Program Statistics - Overall Summary

(as of November 22, 2010, 5:05 PM ET)


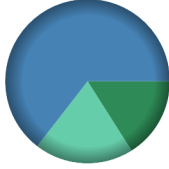
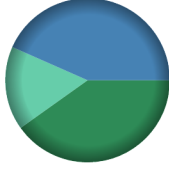
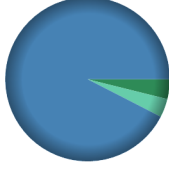
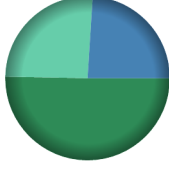
County (Florida)	Total Claims	Claimant Type	Claims Paid	Amount Paid	Payments in County
Jackson (Florida)	452	<u>Claimant Type</u>	<u>Claims Paid</u>	<u>Amount Paid</u>	 <ul style="list-style-type: none"> ■ Resident ■ Loss ■ Both
		Resident of County	43	\$578,900.00	
		Resident and Loss in County	3	\$96,000.00	
		Claim Loss in County	1	\$7,900.00	
Totals:	47	\$682,800.00			
Jefferson (Florida)	15	<u>Claimant Type</u>	<u>Claims Paid</u>	<u>Amount Paid</u>	 <ul style="list-style-type: none"> ■ Resident ■ Loss ■ Both
		Resident of County	4	\$106,200.00	
		Resident and Loss in County	2	\$2,500.00	
		Claim Loss in County	1	\$6,000.00	
Totals:	7	\$114,700.00			
Lafayette (Florida)	6	<u>Claimant Type</u>	<u>Claims Paid</u>	<u>Amount Paid</u>	 <ul style="list-style-type: none"> ■ Both
		Resident and Loss in County	1	\$226,700.00	
Totals:	1	\$226,700.00			
Lake (Florida)	82	<u>Claimant Type</u>	<u>Claims Paid</u>	<u>Amount Paid</u>	 <ul style="list-style-type: none"> ■ Resident ■ Both
		Resident of County	9	\$84,100.00	
		Resident and Loss in County	5	\$137,900.00	
		Totals:	14	\$222,000.00	
Lee (Florida)	4,999	<u>Claimant Type</u>	<u>Claims Paid</u>	<u>Amount Paid</u>	 <ul style="list-style-type: none"> ■ Resident ■ Loss ■ Both
		Resident of County	43	\$705,800.00	
		Resident and Loss in County	221	\$3,732,100.00	
		Claim Loss in County	45	\$321,200.00	
Totals:	309	\$4,759,100.00			

GCCF Program Statistics - Overall Summary

(as of November 22, 2010, 5:05 PM ET)

County (Florida)	Total Claims	Claimant Type	Claims Paid	Amount Paid	Payments in County
Leon (Florida)	690	<u>Claimant Type</u>	<u>Claims Paid</u>	<u>Amount Paid</u>	 <ul style="list-style-type: none"> ■ Resident ■ Loss ■ Both
		Resident of County	110	\$1,950,600.00	
		Resident and Loss in County	6	\$186,600.00	
		Claim Loss in County	6	\$87,800.00	
		Totals:	122	\$2,225,000.00	
Levy (Florida)	208	<u>Claimant Type</u>	<u>Claims Paid</u>	<u>Amount Paid</u>	 <ul style="list-style-type: none"> ■ Resident ■ Loss ■ Both
		Resident of County	10	\$229,300.00	
		Resident and Loss in County	73	\$1,940,000.00	
		Claim Loss in County	10	\$253,800.00	
		Totals:	93	\$2,423,100.00	
Liberty (Florida)	65	<u>Claimant Type</u>	<u>Claims Paid</u>	<u>Amount Paid</u>	 <ul style="list-style-type: none"> ■ Resident ■ Loss ■ Both
		Resident of County	19	\$181,500.00	
		Resident and Loss in County	3	\$36,200.00	
		Claim Loss in County	3	\$59,200.00	
		Totals:	25	\$276,900.00	
Madison (Florida)	13	<u>Claimant Type</u>	<u>Claims Paid</u>	<u>Amount Paid</u>	 <ul style="list-style-type: none"> ■ Resident ■ Loss
		Resident of County	1	\$2,100.00	
		Claim Loss in County	2	\$21,200.00	
		Totals:	3	\$23,300.00	
Manatee (Florida)	635	<u>Claimant Type</u>	<u>Claims Paid</u>	<u>Amount Paid</u>	 <ul style="list-style-type: none"> ■ Resident ■ Loss ■ Both
		Resident of County	24	\$523,000.00	
		Resident and Loss in County	52	\$2,115,600.00	
		Claim Loss in County	21	\$479,000.00	
		Totals:	97	\$3,117,600.00	

GCCF Program Statistics - Overall Summary (as of November 22, 2010, 5:05 PM ET)

County (Florida)	Total Claims	Claimant Type	Claims Paid	Amount Paid	Payments in County
Marion (Florida)	100	<u>Claimant Type</u>	<u>Claims Paid</u>	<u>Amount Paid</u>	 <ul style="list-style-type: none"> ■ Resident ■ Loss ■ Both
		Resident of County	11	\$136,700.00	
		Resident and Loss in County	2	\$29,100.00	
		Claim Loss in County	2	\$59,800.00	
		Totals:	15	\$225,600.00	
Martin (Florida)	49	<u>Claimant Type</u>	<u>Claims Paid</u>	<u>Amount Paid</u>	 <ul style="list-style-type: none"> ■ Resident ■ Loss ■ Both
		Resident of County	2	\$27,200.00	
		Resident and Loss in County	5	\$109,500.00	
		Claim Loss in County	1	\$33,000.00	
		Totals:	8	\$169,700.00	
Miami-dade (Florida)	2,334	<u>Claimant Type</u>	<u>Claims Paid</u>	<u>Amount Paid</u>	 <ul style="list-style-type: none"> ■ Resident ■ Loss ■ Both
		Resident of County	53	\$804,200.00	
		Resident and Loss in County	47	\$869,100.00	
		Claim Loss in County	16	\$330,700.00	
		Totals:	116	\$2,004,000.00	
Monroe (Florida)	5,838	<u>Claimant Type</u>	<u>Claims Paid</u>	<u>Amount Paid</u>	 <ul style="list-style-type: none"> ■ Resident ■ Loss ■ Both
		Resident of County	40	\$886,700.00	
		Resident and Loss in County	884	\$21,071,500.00	
		Claim Loss in County	58	\$833,700.00	
		Totals:	982	\$22,791,900.00	
Nassau (Florida)	25	<u>Claimant Type</u>	<u>Claims Paid</u>	<u>Amount Paid</u>	 <ul style="list-style-type: none"> ■ Resident ■ Loss ■ Both
		Resident of County	3	\$65,200.00	
		Resident and Loss in County	2	\$31,100.00	
		Claim Loss in County	2	\$33,300.00	
		Totals:	7	\$129,600.00	

GCCF Program Statistics - Overall Summary

(as of November 22, 2010, 5:05 PM ET)

County (Florida)	Total Claims	Claimant Type	Claims Paid	Amount Paid	Payments in County
Okaloosa (Florida)	26,405	<u>Claimant Type</u>	<u>Claims Paid</u>	<u>Amount Paid</u>	<ul style="list-style-type: none"> Resident Loss Both
		Resident of County	1,544	\$18,074,800.00	
		Resident and Loss in County	8,525	\$136,479,600.00	
		Claim Loss in County	3,498	\$41,616,900.00	
Totals:	13,567	\$196,171,300.00			
Okeechobee (Florida)	10	<u>Claimant Type</u>	<u>Claims Paid</u>	<u>Amount Paid</u>	<ul style="list-style-type: none"> Loss
		Claim Loss in County	1	\$5,000.00	
		Totals:	1	\$5,000.00	
Orange (Florida)	1,794	<u>Claimant Type</u>	<u>Claims Paid</u>	<u>Amount Paid</u>	<ul style="list-style-type: none"> Resident Both
		Resident of County	71	\$872,400.00	
		Resident and Loss in County	8	\$228,600.00	
		Totals:	79	\$1,101,000.00	
Osceola (Florida)	117	<u>Claimant Type</u>	<u>Claims Paid</u>	<u>Amount Paid</u>	<ul style="list-style-type: none"> Resident
		Resident of County	5	\$41,100.00	
		Totals:	5	\$41,100.00	
Palm Beach (Florida)	712	<u>Claimant Type</u>	<u>Claims Paid</u>	<u>Amount Paid</u>	<ul style="list-style-type: none"> Resident Loss Both
		Resident of County	20	\$248,400.00	
		Resident and Loss in County	9	\$455,500.00	
		Claim Loss in County	2	\$12,200.00	
		Totals:	31	\$716,100.00	

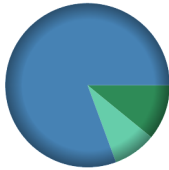



GCCF Program Statistics - Overall Summary

(as of November 22, 2010, 5:05 PM ET)

County (Florida)	Total Claims	Claimant Type	Claims Paid	Amount Paid	Payments in County
Pasco (Florida)	612	<u>Claimant Type</u>	<u>Claims Paid</u>	<u>Amount Paid</u>	<p>Payments in County</p> <ul style="list-style-type: none"> Resident Loss Both
		Resident of County	77	\$1,222,300.00	
		Resident and Loss in County	98	\$2,581,000.00	
		Claim Loss in County	19	\$302,600.00	
		Totals:	194	\$4,105,900.00	
Pinellas (Florida)	4,673	<u>Claimant Type</u>	<u>Claims Paid</u>	<u>Amount Paid</u>	<p>Payments in County</p> <ul style="list-style-type: none"> Resident Loss Both
		Resident of County	55	\$1,455,000.00	
		Resident and Loss in County	569	\$9,699,900.00	
		Claim Loss in County	119	\$1,749,200.00	
		Totals:	743	\$12,904,100.00	
Polk (Florida)	430	<u>Claimant Type</u>	<u>Claims Paid</u>	<u>Amount Paid</u>	<p>Payments in County</p> <ul style="list-style-type: none"> Resident Loss Both
		Resident of County	13	\$183,600.00	
		Resident and Loss in County	7	\$161,700.00	
		Claim Loss in County	1	\$9,200.00	
		Totals:	21	\$354,500.00	
Putnam (Florida)	16	<u>Claimant Type</u>	<u>Claims Paid</u>	<u>Amount Paid</u>	<p>Payments in County</p> <ul style="list-style-type: none"> Both
		Resident and Loss in County	2	\$51,500.00	
		Totals:	2	\$51,500.00	
Santa Rosa (Florida)	9,363	<u>Claimant Type</u>	<u>Claims Paid</u>	<u>Amount Paid</u>	<p>Payments in County</p> <ul style="list-style-type: none"> Resident Loss Both
		Resident of County	1,113	\$12,015,400.00	
		Resident and Loss in County	2,017	\$38,445,100.00	
		Claim Loss in County	1,368	\$15,264,900.00	
		Totals:	4,498	\$65,725,400.00	

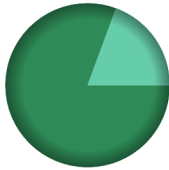
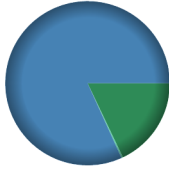

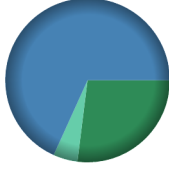
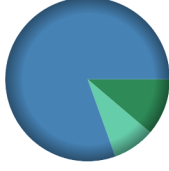
GCCF Program Statistics - Overall Summary

(as of November 22, 2010, 5:05 PM ET)

County (Florida)	Total Claims	Claimant Type	Claims Paid	Amount Paid	Payments in County
Sarasota (Florida)	533	<u>Claimant Type</u>	<u>Claims Paid</u>	<u>Amount Paid</u>	Payments in County  <ul style="list-style-type: none"> ■ Resident ■ Loss ■ Both
		Resident of County	16	\$177,500.00	
		Resident and Loss in County	39	\$1,310,700.00	
		Claim Loss in County	10	\$137,800.00	
Totals:	65	\$1,626,000.00			
Seminole (Florida)	120	<u>Claimant Type</u>	<u>Claims Paid</u>	<u>Amount Paid</u>	Payments in County  <ul style="list-style-type: none"> ■ Resident
		Resident of County	16	\$257,800.00	
		Totals:	16	\$257,800.00	
St. Johns (Florida)	72	<u>Claimant Type</u>	<u>Claims Paid</u>	<u>Amount Paid</u>	Payments in County  <ul style="list-style-type: none"> ■ Resident ■ Both
		Resident of County	9	\$171,200.00	
		Resident and Loss in County	4	\$76,500.00	
		Totals:	13	\$247,700.00	
St. Lucie (Florida)	172	<u>Claimant Type</u>	<u>Claims Paid</u>	<u>Amount Paid</u>	Payments in County  <ul style="list-style-type: none"> ■ Resident ■ Both
		Resident of County	4	\$76,500.00	
		Resident and Loss in County	3	\$65,000.00	
		Totals:	7	\$141,500.00	
Sumter (Florida)	17	<u>Claimant Type</u>	<u>Claims Paid</u>	<u>Amount Paid</u>	Payments in County  <ul style="list-style-type: none"> ■ Resident
		Resident of County	8	\$179,700.00	
		Totals:	8	\$179,700.00	

GCCF Program Statistics - Overall Summary

(as of November 22, 2010, 5:05 PM ET)

County (Florida)	Total Claims	Claimant Type	Claims Paid	Amount Paid	Payments in County
Suwannee (Florida)	15	<u>Claimant Type</u>	<u>Claims Paid</u>	<u>Amount Paid</u>	Payments in County  <ul style="list-style-type: none"> ■ Resident ■ Both
		Resident of County	1	\$17,900.00	
		Resident and Loss in County	1	\$4,300.00	
		Totals:	2	\$22,200.00	
Taylor (Florida)	84	<u>Claimant Type</u>	<u>Claims Paid</u>	<u>Amount Paid</u>	Payments in County  <ul style="list-style-type: none"> ■ Resident ■ Loss ■ Both
		Resident of County	8	\$298,200.00	
		Resident and Loss in County	37	\$1,359,800.00	
		Claim Loss in County	1	\$4,800.00	
Totals:	46	\$1,662,800.00			
Unknown (Florida)	196	<u>Claimant Type</u>	<u>Claims Paid</u>	<u>Amount Paid</u>	Payments in County  <ul style="list-style-type: none"> ■ Resident
		Resident of County	41	\$800,300.00	
		Totals:	41	\$800,300.00	
Volusia (Florida)	119	<u>Claimant Type</u>	<u>Claims Paid</u>	<u>Amount Paid</u>	Payments in County  <ul style="list-style-type: none"> ■ Resident ■ Loss ■ Both
		Resident of County	7	\$190,500.00	
		Resident and Loss in County	4	\$482,000.00	
		Claim Loss in County	3	\$33,800.00	
Totals:	14	\$706,300.00			
Wakulla (Florida)	644	<u>Claimant Type</u>	<u>Claims Paid</u>	<u>Amount Paid</u>	Payments in County  <ul style="list-style-type: none"> ■ Resident ■ Loss ■ Both
		Resident of County	40	\$947,500.00	
		Resident and Loss in County	311	\$6,790,900.00	
		Claim Loss in County	28	\$700,400.00	
Totals:	379	\$8,438,800.00			

GCCF Program Statistics - Overall Summary

(as of November 22, 2010, 5:05 PM ET)

County	Total Claims	Claimant Type	Claims Paid	Amount Paid	Payments in County
Walton (Florida)	12,491	<u>Claimant Type</u>	<u>Claims Paid</u>	<u>Amount Paid</u>	<p>Payments in County</p> <ul style="list-style-type: none"> Resident Loss Both
		Resident of County	1,095	\$18,183,600.00	
		Resident and Loss in County	3,307	\$54,731,100.00	
		Claim Loss in County	2,443	\$25,890,500.00	
Totals:		6,845	\$98,805,200.00		
Washington (Florida)	1,170	<u>Claimant Type</u>	<u>Claims Paid</u>	<u>Amount Paid</u>	<p>Payments in County</p> <ul style="list-style-type: none"> Resident Loss Both
		Resident of County	263	\$2,235,700.00	
		Resident and Loss in County	48	\$481,000.00	
		Claim Loss in County	10	\$78,100.00	
Totals:		321	\$2,794,800.00		
Acadia (Louisiana)	161	<u>Claimant Type</u>	<u>Claims Paid</u>	<u>Amount Paid</u>	<p>Payments in County</p> <ul style="list-style-type: none"> Resident Loss Both
		Resident of County	14	\$344,600.00	
		Resident and Loss in County	10	\$367,600.00	
		Claim Loss in County	5	\$74,900.00	
Totals:		29	\$787,100.00		
Allen (Louisiana)	53	<u>Claimant Type</u>	<u>Claims Paid</u>	<u>Amount Paid</u>	<p>Payments in County</p> <ul style="list-style-type: none"> Resident Loss
		Resident of County	1	\$30,000.00	
		Claim Loss in County	2	\$38,600.00	
Totals:		3	\$68,600.00		
Ascension (Louisiana)	1,518	<u>Claimant Type</u>	<u>Claims Paid</u>	<u>Amount Paid</u>	<p>Payments in County</p> <ul style="list-style-type: none"> Resident Loss Both
		Resident of County	56	\$725,300.00	
		Resident and Loss in County	13	\$321,000.00	
		Claim Loss in County	2	\$20,900.00	
Totals:		71	\$1,067,200.00		

GCCF Program Statistics - Overall Summary (as of November 22, 2010, 5:05 PM ET)

Assumption (Louisiana)	960	Claimant Type	Claims Paid	Amount Paid	Payments in County
		Resident of County	42	\$715,900.00	<ul style="list-style-type: none"> Resident Loss Both
		Resident and Loss in County	106	\$1,326,100.00	
		Claim Loss in County	9	\$126,800.00	
		Totals:	157	\$2,168,800.00	
Avoyelles (Louisiana)	126	Claimant Type	Claims Paid	Amount Paid	Payments in County
		Resident of County	13	\$140,400.00	<ul style="list-style-type: none"> Resident Loss Both
		Resident and Loss in County	14	\$690,600.00	
		Claim Loss in County	3	\$46,700.00	
		Totals:	30	\$877,700.00	
Beauregard (Louisiana)	29	Claimant Type	Claims Paid	Amount Paid	Payments in County
		Resident of County	3	\$135,200.00	<ul style="list-style-type: none"> Resident Both
		Resident and Loss in County	4	\$76,000.00	
		Totals:	7	\$211,200.00	
Bossier (Louisiana)	61	Claimant Type	Claims Paid	Amount Paid	Payments in County
		Resident of County	6	\$70,500.00	<ul style="list-style-type: none"> Resident
		Totals:	6	\$70,500.00	
Caddo (Louisiana)	171	Claimant Type	Claims Paid	Amount Paid	Payments in County
		Resident of County	20	\$155,700.00	<ul style="list-style-type: none"> Resident
		Totals:	20	\$155,700.00	

GCCF Program Statistics - Overall Summary

(as of November 22, 2010, 5:05 PM ET)

County (Louisiana)	Total Claims	Claimant Type	Claims Paid	Amount Paid	Payments in County
Calcasieu (Louisiana)	906	<u>Claimant Type</u>	<u>Claims Paid</u>	<u>Amount Paid</u>	 <ul style="list-style-type: none"> ■ Resident ■ Loss ■ Both
		Resident of County	120	\$3,061,200.00	
		Resident and Loss in County	94	\$2,249,500.00	
		Claim Loss in County	26	\$547,500.00	
Totals:			240	\$5,858,200.00	
Caldwell (Louisiana)	7	<u>Claimant Type</u>	<u>Claims Paid</u>	<u>Amount Paid</u>	 <ul style="list-style-type: none"> ■ Resident
		Resident of County	2	\$7,300.00	
		Totals:			
Cameron (Louisiana)	367	<u>Claimant Type</u>	<u>Claims Paid</u>	<u>Amount Paid</u>	 <ul style="list-style-type: none"> ■ Resident ■ Loss ■ Both
		Resident of County	23	\$565,600.00	
		Resident and Loss in County	140	\$3,686,700.00	
		Claim Loss in County	87	\$2,214,400.00	
Totals:			250	\$6,466,700.00	
Catahoula (Louisiana)	11	<u>Claimant Type</u>	<u>Claims Paid</u>	<u>Amount Paid</u>	 <ul style="list-style-type: none"> ■ Resident
		Resident of County	1	\$8,500.00	
		Totals:			
Claiborne (Louisiana)	6	<u>Claimant Type</u>	<u>Claims Paid</u>	<u>Amount Paid</u>	 <ul style="list-style-type: none"> ■ Loss
		Claim Loss in County	1	\$80,400.00	
		Totals:			

GCCF Program Statistics - Overall Summary

(as of November 22, 2010, 5:05 PM ET)

Parish (Louisiana)	Total Claims	Claimant Type	Claims Paid	Amount Paid	Payments in County
Concordia (Louisiana)	48	<u>Claimant Type</u>	<u>Claims Paid</u>	<u>Amount Paid</u>	
		Resident of County	4	\$156,700.00	
		Resident and Loss in County	2	\$70,000.00	
		Totals:	6	\$226,700.00	
E. Baton Rouge (Louisiana)	3,919	<u>Claimant Type</u>	<u>Claims Paid</u>	<u>Amount Paid</u>	
		Resident of County	211	\$3,260,200.00	
		Resident and Loss in County	48	\$1,359,500.00	
		Claim Loss in County	17	\$263,600.00	
Totals:	276	\$4,883,300.00			
E. Feliciana (Louisiana)	60	<u>Claimant Type</u>	<u>Claims Paid</u>	<u>Amount Paid</u>	
		Resident of County	1	\$14,000.00	
		Resident and Loss in County	3	\$115,000.00	
		Claim Loss in County	2	\$21,000.00	
Totals:	6	\$150,000.00			
Evangeline (Louisiana)	77	<u>Claimant Type</u>	<u>Claims Paid</u>	<u>Amount Paid</u>	
		Resident of County	6	\$122,900.00	
		Resident and Loss in County	4	\$70,300.00	
		Totals:	10	\$193,200.00	
Franklin (Louisiana)	14	<u>Claimant Type</u>	<u>Claims Paid</u>	<u>Amount Paid</u>	
		Resident of County	3	\$35,200.00	
		Claim Loss in County	1	\$1,000.00	
		Totals:	4	\$36,200.00	

GCCF Program Statistics - Overall Summary (as of November 22, 2010, 5:05 PM ET)

Grant (Louisiana)		Claimant Type	Claims Paid	Amount Paid	Payments in County
Grant (Louisiana)	18	Resident of County	1	\$15,500.00	<ul style="list-style-type: none"> Resident Loss
		Claim Loss in County	1	\$10,000.00	
		Totals:	2	\$25,500.00	
		Iberia (Louisiana)	1,459	Resident of County	
Resident and Loss in County	289			\$6,612,400.00	
Claim Loss in County	136			\$2,958,800.00	
Totals:	554			\$13,192,000.00	
Iberville (Louisiana)	362	Resident of County	13	\$279,300.00	<ul style="list-style-type: none"> Resident Loss Both
		Resident and Loss in County	58	\$869,700.00	
		Claim Loss in County	7	\$153,400.00	
		Totals:	78	\$1,302,400.00	
Jackson (Louisiana)	4	Resident of County	1	\$18,600.00	<ul style="list-style-type: none"> Resident Both
		Resident and Loss in County	1	\$4,500.00	
		Totals:	2	\$23,100.00	
		Jefferson (Louisiana)	64,542	Resident of County	
Resident and Loss in County	8,608			\$113,149,800.00	
Claim Loss in County	3,333			\$35,239,900.00	
Totals:	16,339			\$197,400,000.00	




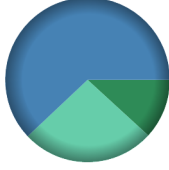

GCCF Program Statistics - Overall Summary

(as of November 22, 2010, 5:05 PM ET)

Parish (Louisiana)	Total Claims	Claimant Type	Claims Paid	Amount Paid	Payments in County
Jefferson Davis (Louisiana)	69	<u>Claimant Type</u>	<u>Claims Paid</u>	<u>Amount Paid</u>	
		Resident of County	6	\$56,100.00	
		Resident and Loss in County	10	\$245,900.00	
		Claim Loss in County	2	\$65,000.00	
		Totals:	18	\$367,000.00	
Lafayette (Louisiana)	1,897	<u>Claimant Type</u>	<u>Claims Paid</u>	<u>Amount Paid</u>	
		Resident of County	232	\$5,944,300.00	
		Resident and Loss in County	145	\$4,875,200.00	
		Claim Loss in County	99	\$2,267,300.00	
		Totals:	476	\$13,086,800.00	
Lafourche (Louisiana)	4,491	<u>Claimant Type</u>	<u>Claims Paid</u>	<u>Amount Paid</u>	
		Resident of County	242	\$4,166,000.00	
		Resident and Loss in County	1,133	\$36,337,100.00	
		Claim Loss in County	383	\$6,017,400.00	
		Totals:	1,758	\$46,520,500.00	
Lincoln (Louisiana)	34	<u>Claimant Type</u>	<u>Claims Paid</u>	<u>Amount Paid</u>	
		Resident of County	4	\$133,100.00	
		Totals:	4	\$133,100.00	
Livingston (Louisiana)	511	<u>Claimant Type</u>	<u>Claims Paid</u>	<u>Amount Paid</u>	
		Resident of County	52	\$1,089,100.00	
		Resident and Loss in County	25	\$876,200.00	
		Claim Loss in County	6	\$96,700.00	
		Totals:	83	\$2,062,000.00	

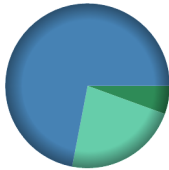
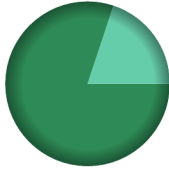



GCCF Program Statistics - Overall Summary

(as of November 22, 2010, 5:05 PM ET)

Parish (Louisiana)	Total Claims	Claimant Type	Claims Paid	Amount Paid	Payments in County
Madison (Louisiana)	8	<u>Claimant Type</u>	<u>Claims Paid</u>	<u>Amount Paid</u>	Payments in County  <ul style="list-style-type: none"> Resident
		Resident of County	1	\$16,200.00	
		Totals:	1	\$16,200.00	
Morehouse (Louisiana)	22	<u>Claimant Type</u>	<u>Claims Paid</u>	<u>Amount Paid</u>	Payments in County  <ul style="list-style-type: none"> Resident
		Resident of County	1	\$2,800.00	
		Totals:	1	\$2,800.00	
Natchitoches (Louisiana)	28	<u>Claimant Type</u>	<u>Claims Paid</u>	<u>Amount Paid</u>	Payments in County  <ul style="list-style-type: none"> Resident Both
		Resident of County	3	\$69,400.00	
		Resident and Loss in County	3	\$55,400.00	
Totals:	6	\$124,800.00			
Orleans (Louisiana)	69,208	<u>Claimant Type</u>	<u>Claims Paid</u>	<u>Amount Paid</u>	Payments in County  <ul style="list-style-type: none"> Resident Loss Both
		Resident of County	2,751	\$25,341,200.00	
		Resident and Loss in County	12,925	\$133,193,800.00	
Claim Loss in County	5,100	\$56,202,400.00			
Totals:	20,776	\$214,737,400.00			
Ouachita (Louisiana)	145	<u>Claimant Type</u>	<u>Claims Paid</u>	<u>Amount Paid</u>	Payments in County  <ul style="list-style-type: none"> Resident Both
		Resident of County	28	\$395,300.00	
		Resident and Loss in County	4	\$104,600.00	
Totals:	32	\$499,900.00			

GCCF Program Statistics - Overall Summary

(as of November 22, 2010, 5:05 PM ET)

Parish (Louisiana)	Total Claims	Claimant Type	Claims Paid	Amount Paid	Payments in County
Plaquemines (Louisiana)	5,481	<u>Claimant Type</u>	<u>Claims Paid</u>	<u>Amount Paid</u>	Payments in County  <ul style="list-style-type: none"> ■ Resident ■ Loss ■ Both
		Resident of County	183	\$4,778,700.00	
		Resident and Loss in County	1,165	\$61,904,700.00	
		Claim Loss in County	733	\$19,315,700.00	
Totals:	2,081	\$85,999,100.00			
Pointe Coupee (Louisiana)	52	<u>Claimant Type</u>	<u>Claims Paid</u>	<u>Amount Paid</u>	Payments in County  <ul style="list-style-type: none"> ■ Resident ■ Both
		Resident of County	4	\$120,800.00	
		Resident and Loss in County	2	\$30,000.00	
		Totals:	6	\$150,800.00	
Rapides (Louisiana)	222	<u>Claimant Type</u>	<u>Claims Paid</u>	<u>Amount Paid</u>	Payments in County  <ul style="list-style-type: none"> ■ Resident ■ Both
		Resident of County	21	\$360,800.00	
		Resident and Loss in County	6	\$313,200.00	
		Totals:	27	\$674,000.00	
Richland (Louisiana)	7	<u>Claimant Type</u>	<u>Claims Paid</u>	<u>Amount Paid</u>	Payments in County  <ul style="list-style-type: none"> ■ Resident
		Resident of County	3	\$114,400.00	
		Totals:	3	\$114,400.00	
Sabine (Louisiana)	14	<u>Claimant Type</u>	<u>Claims Paid</u>	<u>Amount Paid</u>	Payments in County  <ul style="list-style-type: none"> ■ Resident ■ Both
		Resident of County	1	\$16,800.00	
		Resident and Loss in County	1	\$40,000.00	
		Totals:	2	\$56,800.00	

GCCF Program Statistics - Overall Summary

(as of November 22, 2010, 5:05 PM ET)

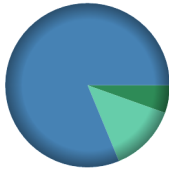
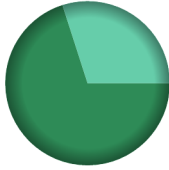

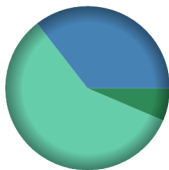

Parish (Louisiana)	Total Claims	Claimant Type	Claims Paid	Amount Paid	Payments in County
St. Bernard (Louisiana)	6,093	<u>Claimant Type</u>	<u>Claims Paid</u>	<u>Amount Paid</u>	
		Resident of County	576	\$6,442,100.00	
		Resident and Loss in County	954	\$25,051,300.00	
		Claim Loss in County	316	\$5,718,800.00	
		Totals:	1,846	\$37,212,200.00	
St. Charles (Louisiana)	4,722	<u>Claimant Type</u>	<u>Claims Paid</u>	<u>Amount Paid</u>	
		Resident of County	362	\$3,318,100.00	
		Resident and Loss in County	426	\$8,297,300.00	
		Claim Loss in County	254	\$2,892,800.00	
		Totals:	1,042	\$14,508,200.00	
St. Helena (Louisiana)	102	<u>Claimant Type</u>	<u>Claims Paid</u>	<u>Amount Paid</u>	
		Resident of County	3	\$50,500.00	
		Claim Loss in County	1	\$25,000.00	
		Totals:	4	\$75,500.00	
St. James (Louisiana)	1,371	<u>Claimant Type</u>	<u>Claims Paid</u>	<u>Amount Paid</u>	
		Resident of County	42	\$479,700.00	
		Resident and Loss in County	10	\$227,400.00	
		Claim Loss in County	2	\$53,800.00	
		Totals:	54	\$760,900.00	
St. John The Baptist (Louisiana)	5,952	<u>Claimant Type</u>	<u>Claims Paid</u>	<u>Amount Paid</u>	
		Resident of County	342	\$2,726,100.00	
		Resident and Loss in County	273	\$3,346,500.00	
		Claim Loss in County	101	\$978,900.00	
		Totals:	716	\$7,051,500.00	

GCCF Program Statistics - Overall Summary

(as of November 22, 2010, 5:05 PM ET)

County	Total Claims	Claimant Type	Claims Paid	Amount Paid	Payments in County
St. Landry (Louisiana)	287	<u>Claimant Type</u>	<u>Claims Paid</u>	<u>Amount Paid</u>	<p>Payments in County</p> <ul style="list-style-type: none"> Resident Loss Both
		Resident of County	27	\$630,000.00	
		Resident and Loss in County	19	\$535,100.00	
		Claim Loss in County	4	\$104,300.00	
		Totals:	50	\$1,269,400.00	
St. Martin (Louisiana)	783	<u>Claimant Type</u>	<u>Claims Paid</u>	<u>Amount Paid</u>	<p>Payments in County</p> <ul style="list-style-type: none"> Resident Loss Both
		Resident of County	61	\$1,131,200.00	
		Resident and Loss in County	235	\$4,755,450.00	
		Claim Loss in County	27	\$359,200.00	
		Totals:	323	\$6,245,850.00	
St. Mary (Louisiana)	2,067	<u>Claimant Type</u>	<u>Claims Paid</u>	<u>Amount Paid</u>	<p>Payments in County</p> <ul style="list-style-type: none"> Resident Loss Both
		Resident of County	124	\$2,487,600.00	
		Resident and Loss in County	406	\$9,663,700.00	
		Claim Loss in County	220	\$6,133,300.00	
		Totals:	750	\$18,284,600.00	
St. Tammany (Louisiana)	9,483	<u>Claimant Type</u>	<u>Claims Paid</u>	<u>Amount Paid</u>	<p>Payments in County</p> <ul style="list-style-type: none"> Resident Loss Both
		Resident of County	789	\$11,763,700.00	
		Resident and Loss in County	1,530	\$26,775,800.00	
		Claim Loss in County	485	\$5,942,465.00	
		Totals:	2,804	\$44,481,965.00	
Tangipahoa (Louisiana)	2,327	<u>Claimant Type</u>	<u>Claims Paid</u>	<u>Amount Paid</u>	<p>Payments in County</p> <ul style="list-style-type: none"> Resident Loss Both
		Resident of County	151	\$2,710,700.00	
		Resident and Loss in County	104	\$2,147,100.00	
		Claim Loss in County	23	\$728,700.00	
		Totals:	278	\$5,586,500.00	

GCCF Program Statistics - Overall Summary (as of November 22, 2010, 5:05 PM ET)


Parish (Louisiana)	Total Claims	Claimant Type	Claims Paid	Amount Paid	Payments in County
Terrebonne (Louisiana)	7,313	<u>Claimant Type</u>	<u>Claims Paid</u>	<u>Amount Paid</u>	 <ul style="list-style-type: none"> ■ Resident ■ Loss ■ Both
		Resident of County	215	\$4,039,900.00	
		Resident and Loss in County	2,360	\$60,102,800.00	
		Claim Loss in County	470	\$9,850,200.00	
Totals:	3,045	\$73,992,900.00			
Union (Louisiana)	10	<u>Claimant Type</u>	<u>Claims Paid</u>	<u>Amount Paid</u>	 <ul style="list-style-type: none"> ■ Resident ■ Both
		Resident of County	2	\$95,500.00	
		Resident and Loss in County	1	\$40,800.00	
		Totals:	3	\$136,300.00	
Unknown (Louisiana)	321	<u>Claimant Type</u>	<u>Claims Paid</u>	<u>Amount Paid</u>	 <ul style="list-style-type: none"> ■ Resident
		Resident of County	62	\$1,058,300.00	
		Totals:	62	\$1,058,300.00	
Vermilion (Louisiana)	1,378	<u>Claimant Type</u>	<u>Claims Paid</u>	<u>Amount Paid</u>	 <ul style="list-style-type: none"> ■ Resident ■ Loss ■ Both
		Resident of County	120	\$2,478,500.00	
		Resident and Loss in County	592	\$13,663,700.00	
		Claim Loss in County	177	\$22,360,800.00	
Totals:	889	\$38,503,000.00			
Vernon (Louisiana)	21	<u>Claimant Type</u>	<u>Claims Paid</u>	<u>Amount Paid</u>	 <ul style="list-style-type: none"> ■ Resident ■ Loss
		Resident of County	1	\$10,000.00	
		Claim Loss in County	3	\$124,000.00	
		Totals:	4	\$134,000.00	

GCCF Program Statistics - Overall Summary

(as of November 22, 2010, 5:05 PM ET)

County	Total Claims	Claimant Type	Claims Paid	Amount Paid	Payments in County
W. Baton Rouge (Louisiana)	170	<u>Claimant Type</u>	<u>Claims Paid</u>	<u>Amount Paid</u>	Payments in County  <ul style="list-style-type: none"> ■ Resident ■ Loss ■ Both
		Resident of County	1	\$6,300.00	
		Resident and Loss in County	2	\$41,900.00	
		Claim Loss in County	1	\$3,700.00	
Totals:	4	\$51,900.00			
W. Feliciana (Louisiana)	30	<u>Claimant Type</u>	<u>Claims Paid</u>	<u>Amount Paid</u>	Payments in County  <ul style="list-style-type: none"> ■ Resident
		Resident of County	1	\$8,000.00	
		Totals:	1	\$8,000.00	
Washington (Louisiana)	423	<u>Claimant Type</u>	<u>Claims Paid</u>	<u>Amount Paid</u>	Payments in County  <ul style="list-style-type: none"> ■ Resident ■ Loss ■ Both
		Resident of County	36	\$766,500.00	
		Resident and Loss in County	18	\$625,000.00	
		Claim Loss in County	3	\$37,500.00	
Totals:	57	\$1,429,000.00			
Webster (Louisiana)	12	<u>Claimant Type</u>	<u>Claims Paid</u>	<u>Amount Paid</u>	Payments in County  <ul style="list-style-type: none"> ■ Resident
		Resident of County	1	\$91,000.00	
		Totals:	1	\$91,000.00	
Alcorn (Mississippi)	6	<u>Claimant Type</u>	<u>Claims Paid</u>	<u>Amount Paid</u>	Payments in County  <ul style="list-style-type: none"> ■ Resident
		Resident of County	2	\$6,800.00	
		Totals:	2	\$6,800.00	

GCCF Program Statistics - Overall Summary (as of November 22, 2010, 5:05 PM ET)

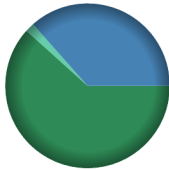

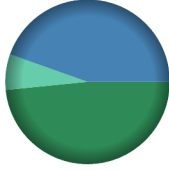

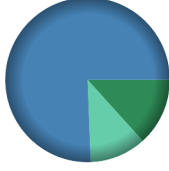
County (Mississippi)	Total Claims	Claimant Type	Claims Paid	Amount Paid	Payments in County
Amite	28	<u>Claimant Type</u>	<u>Claims Paid</u>	<u>Amount Paid</u>	Payments in County  ■ Resident
		Resident of County	1	\$22,100.00	
		Totals:	1	\$22,100.00	
Bolivar	8	<u>Claimant Type</u>	<u>Claims Paid</u>	<u>Amount Paid</u>	Payments in County  ■ Resident
		Resident of County	1	\$2,100.00	
		Totals:	1	\$2,100.00	
Calhoun	4	<u>Claimant Type</u>	<u>Claims Paid</u>	<u>Amount Paid</u>	Payments in County  ■ Resident
		Resident of County	1	\$55,000.00	
		Totals:	1	\$55,000.00	
Chickasaw	1	<u>Claimant Type</u>	<u>Claims Paid</u>	<u>Amount Paid</u>	Payments in County  ■ Resident
		Resident of County	1	\$6,000.00	
		Totals:	1	\$6,000.00	
Claiborne	11	<u>Claimant Type</u>	<u>Claims Paid</u>	<u>Amount Paid</u>	Payments in County  ■ Resident
		Resident of County	1	\$17,600.00	
		Totals:	1	\$17,600.00	

GCCF Program Statistics - Overall Summary (as of November 22, 2010, 5:05 PM ET)

County (Mississippi)	Total Claims	Claimant Type	Claims Paid	Amount Paid	Payments in County
Clarke	77				
		Resident of County	4	\$112,900.00	
		Resident and Loss in County	1	\$9,000.00	
		Totals:	5	\$121,900.00	
Coahoma	7				
		Resident of County	1	\$35,000.00	
		Totals:	1	\$35,000.00	
Copiah	28				
		Resident of County	1	\$20,000.00	
		Totals:	1	\$20,000.00	
Covington	113				
		Resident of County	3	\$44,400.00	
		Resident and Loss in County	1	\$1,000.00	
		Totals:	4	\$45,400.00	
Desoto	54				
		Resident of County	17	\$200,600.00	
		Totals:	17	\$200,600.00	


GCCF Program Statistics - Overall Summary

(as of November 22, 2010, 5:05 PM ET)

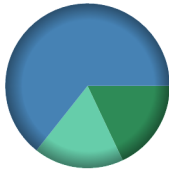




County	Total Claims	Claimant Type	Claims Paid	Amount Paid	Payments in County
Forrest (Mississippi)	957	<u>Claimant Type</u>	<u>Claims Paid</u>	<u>Amount Paid</u>	Payments in County  <ul style="list-style-type: none"> ■ Resident ■ Loss ■ Both
		Resident of County	56	\$731,400.00	
		Resident and Loss in County	15	\$433,500.00	
		Claim Loss in County	4	\$21,200.00	
Totals:	75	\$1,186,100.00			
Franklin (Mississippi)	14	<u>Claimant Type</u>	<u>Claims Paid</u>	<u>Amount Paid</u>	Payments in County  <ul style="list-style-type: none"> ■ Resident ■ Loss
		Resident of County	1	\$7,500.00	
		Claim Loss in County	1	\$14,600.00	
		Totals:	2	\$22,100.00	
George (Mississippi)	521	<u>Claimant Type</u>	<u>Claims Paid</u>	<u>Amount Paid</u>	Payments in County  <ul style="list-style-type: none"> ■ Resident ■ Loss ■ Both
		Resident of County	64	\$935,400.00	
		Resident and Loss in County	26	\$861,100.00	
		Claim Loss in County	7	\$135,200.00	
Totals:	97	\$1,931,700.00			
Greene (Mississippi)	128	<u>Claimant Type</u>	<u>Claims Paid</u>	<u>Amount Paid</u>	Payments in County  <ul style="list-style-type: none"> ■ Resident ■ Both
		Resident of County	6	\$60,800.00	
		Resident and Loss in County	5	\$31,900.00	
		Totals:	11	\$92,700.00	
Hancock (Mississippi)	3,760	<u>Claimant Type</u>	<u>Claims Paid</u>	<u>Amount Paid</u>	Payments in County  <ul style="list-style-type: none"> ■ Resident ■ Loss ■ Both
		Resident of County	227	\$2,951,300.00	
		Resident and Loss in County	822	\$16,774,200.00	
		Claim Loss in County	159	\$2,463,200.00	
Totals:	1,208	\$22,188,700.00			

GCCF Program Statistics - Overall Summary


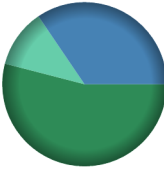

(as of November 22, 2010, 5:05 PM ET)

County	Total Claims	Claimant Type	Claims Paid	Amount Paid	Payments in County
Harrison (Mississippi)	27,041	<u>Claimant Type</u>	<u>Claims Paid</u>	<u>Amount Paid</u>	Payments in County  <ul style="list-style-type: none"> ■ Resident ■ Loss ■ Both
		Resident of County	658	\$8,716,736.50	
		Resident and Loss in County	6,080	\$84,882,500.00	
		Claim Loss in County	1,129	\$13,823,800.00	
		Totals:	7,867	\$107,423,036.50	
Hinds (Mississippi)	265	<u>Claimant Type</u>	<u>Claims Paid</u>	<u>Amount Paid</u>	Payments in County  <ul style="list-style-type: none"> ■ Resident ■ Loss ■ Both
		Resident of County	21	\$272,000.00	
		Resident and Loss in County	2	\$17,800.00	
		Claim Loss in County	4	\$74,000.00	
		Totals:	27	\$363,800.00	
Humphreys (Mississippi)	6	<u>Claimant Type</u>	<u>Claims Paid</u>	<u>Amount Paid</u>	Payments in County  <ul style="list-style-type: none"> ■ Resident ■ Loss
		Resident of County	2	\$18,900.00	
		Claim Loss in County	1	\$28,000.00	
		Totals:	3	\$46,900.00	
Issaquena (Mississippi)	3	<u>Claimant Type</u>	<u>Claims Paid</u>	<u>Amount Paid</u>	Payments in County  <ul style="list-style-type: none"> ■ Resident
		Resident of County	1	\$10,000.00	
		Totals:	1	\$10,000.00	
Itawamba (Mississippi)	2	<u>Claimant Type</u>	<u>Claims Paid</u>	<u>Amount Paid</u>	Payments in County  <ul style="list-style-type: none"> ■ Resident
		Resident of County	1	\$6,000.00	
		Totals:	1	\$6,000.00	

GCCF Program Statistics - Overall Summary (as of November 22, 2010, 5:05 PM ET)




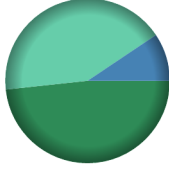

County (Mississippi)	Total Claims	Claimant Type	Claims Paid	Amount Paid	Payments in County
Jackson (Mississippi)	13,241	<u>Claimant Type</u>	<u>Claims Paid</u>	<u>Amount Paid</u>	 <ul style="list-style-type: none"> ■ Resident ■ Loss ■ Both
		Resident of County	803	\$9,280,400.00	
		Resident and Loss in County	1,820	\$33,219,900.00	
		Claim Loss in County	682	\$9,134,400.00	
Totals:		3,305	\$51,634,700.00		
Jasper (Mississippi)	90	<u>Claimant Type</u>	<u>Claims Paid</u>	<u>Amount Paid</u>	 <ul style="list-style-type: none"> ■ Resident ■ Both
		Resident of County	2	\$22,200.00	
		Resident and Loss in County	1	\$25,500.00	
		Totals:		3	
Jefferson (Mississippi)	35	<u>Claimant Type</u>	<u>Claims Paid</u>	<u>Amount Paid</u>	 <ul style="list-style-type: none"> ■ Resident
		Resident of County	1	\$12,500.00	
		Totals:		1	
Jefferson Davis (Mississippi)	148	<u>Claimant Type</u>	<u>Claims Paid</u>	<u>Amount Paid</u>	 <ul style="list-style-type: none"> ■ Resident
		Resident of County	2	\$27,200.00	
		Totals:		2	
Jones (Mississippi)	183	<u>Claimant Type</u>	<u>Claims Paid</u>	<u>Amount Paid</u>	 <ul style="list-style-type: none"> ■ Resident ■ Both
		Resident of County	13	\$209,000.00	
		Resident and Loss in County	1	\$50,000.00	
		Totals:		14	

GCCF Program Statistics - Overall Summary (as of November 22, 2010, 5:05 PM ET)

County (Mississippi)	Total Claims	Claimant Type	Claims Paid	Amount Paid	Payments in County
Kemper	6	<u>Claimant Type</u>	<u>Claims Paid</u>	<u>Amount Paid</u>	Payments in County  <ul style="list-style-type: none"> Loss
		Claim Loss in County	2	\$108,800.00	
		Totals:	2	\$108,800.00	
Lafayette	22	<u>Claimant Type</u>	<u>Claims Paid</u>	<u>Amount Paid</u>	Payments in County  <ul style="list-style-type: none"> Resident
		Resident of County	9	\$89,700.00	
		Totals:	9	\$89,700.00	
Lamar	180	<u>Claimant Type</u>	<u>Claims Paid</u>	<u>Amount Paid</u>	Payments in County  <ul style="list-style-type: none"> Resident Loss Both
		Resident of County	12	\$159,900.00	
		Resident and Loss in County	3	\$102,000.00	
		Claim Loss in County	2	\$34,000.00	
Totals:	17	\$295,900.00			
Lauderdale	97	<u>Claimant Type</u>	<u>Claims Paid</u>	<u>Amount Paid</u>	Payments in County  <ul style="list-style-type: none"> Resident
		Resident of County	17	\$170,400.00	
		Totals:	17	\$170,400.00	
Lawrence	105	<u>Claimant Type</u>	<u>Claims Paid</u>	<u>Amount Paid</u>	Payments in County  <ul style="list-style-type: none"> Resident Loss Both
		Resident of County	2	\$21,700.00	
		Resident and Loss in County	5	\$67,500.00	
		Claim Loss in County	2	\$18,500.00	
Totals:	9	\$107,700.00			

GCCF Program Statistics - Overall Summary

(as of November 22, 2010, 5:05 PM ET)





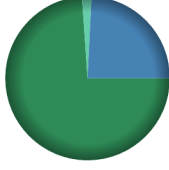
County (Mississippi)	Total Claims	Claimant Type	Claims Paid	Amount Paid	Payments in County
Leake (Mississippi)	15	<u>Claimant Type</u>	<u>Claims Paid</u>	<u>Amount Paid</u>	Payments in County  <ul style="list-style-type: none"> Resident
		Resident of County	3	\$68,000.00	
		Totals:	3	\$68,000.00	
Lee (Mississippi)	26	<u>Claimant Type</u>	<u>Claims Paid</u>	<u>Amount Paid</u>	Payments in County  <ul style="list-style-type: none"> Resident
		Resident of County	10	\$97,600.00	
		Totals:	10	\$97,600.00	
Leflore (Mississippi)	10	<u>Claimant Type</u>	<u>Claims Paid</u>	<u>Amount Paid</u>	Payments in County  <ul style="list-style-type: none"> Resident
		Resident of County	1	\$7,800.00	
		Totals:	1	\$7,800.00	
Lincoln (Mississippi)	44	<u>Claimant Type</u>	<u>Claims Paid</u>	<u>Amount Paid</u>	Payments in County  <ul style="list-style-type: none"> Resident Loss Both
		Resident of County	5	\$114,200.00	
		Resident and Loss in County	1	\$22,200.00	
		Claim Loss in County	1	\$100,000.00	
		Totals:	7	\$236,400.00	
Lowndes (Mississippi)	34	<u>Claimant Type</u>	<u>Claims Paid</u>	<u>Amount Paid</u>	Payments in County  <ul style="list-style-type: none"> Resident Both
		Resident of County	13	\$115,100.00	
		Resident and Loss in County	1	\$2,400.00	
		Totals:	14	\$117,500.00	

GCCF Program Statistics - Overall Summary (as of November 22, 2010, 5:05 PM ET)


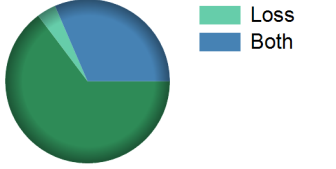
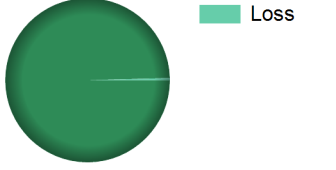


County (Mississippi)	Total Claims	Claimant Type	Claims Paid	Amount Paid	Payments in County
Madison (Mississippi)	156	<u>Claimant Type</u>	<u>Claims Paid</u>	<u>Amount Paid</u>	
		Resident of County	36	\$345,700.00	
		Resident and Loss in County	3	\$52,400.00	
		Totals:	39	\$398,100.00	
Marion (Mississippi)	257	<u>Claimant Type</u>	<u>Claims Paid</u>	<u>Amount Paid</u>	
		Resident of County	7	\$140,600.00	
		Resident and Loss in County	6	\$123,400.00	
		Claim Loss in County	1	\$18,000.00	
Totals:	14	\$282,000.00			
Monroe (Mississippi)	16	<u>Claimant Type</u>	<u>Claims Paid</u>	<u>Amount Paid</u>	
		Resident of County	10	\$97,800.00	
		Totals:	10	\$97,800.00	
Montgomery (Mississippi)	2	<u>Claimant Type</u>	<u>Claims Paid</u>	<u>Amount Paid</u>	
		Resident of County	1	\$20,000.00	
		Totals:	1	\$20,000.00	
Neshoba (Mississippi)	46	<u>Claimant Type</u>	<u>Claims Paid</u>	<u>Amount Paid</u>	
		Resident of County	4	\$169,100.00	
		Claim Loss in County	2	\$137,300.00	
		Totals:	6	\$306,400.00	

GCCF Program Statistics - Overall Summary



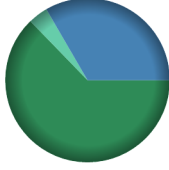


(as of November 22, 2010, 5:05 PM ET)

County (Mississippi)	Count	Claimant Type	Claims Paid	Amount Paid	Payments in County
Newton	12	Resident of County	3	\$82,600.00	 Resident
		Totals:	3	\$82,600.00	
Noxubee	13	Resident of County	1	\$8,800.00	 Resident
		Totals:	1	\$8,800.00	
Oktoberbeha	23	Resident of County	8	\$101,700.00	 Resident
		Totals:	8	\$101,700.00	
Panola	6	Resident of County	2	\$14,700.00	 Resident
		Totals:	2	\$14,700.00	
Pearl River	1,227	Resident of County	160	\$1,737,400.00	 Resident Loss Both
		Resident and Loss in County	18	\$569,300.00	
		Claim Loss in County	1	\$44,000.00	
		Totals:	179	\$2,350,700.00	





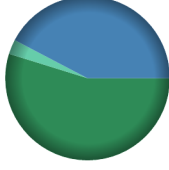
GCCF Program Statistics - Overall Summary (as of November 22, 2010, 5:05 PM ET)

County	Total Claims	Claimant Type	Claims Paid	Amount Paid	Payments in County
Perry (Mississippi)	64	<u>Claimant Type</u>	<u>Claims Paid</u>	<u>Amount Paid</u>	Payments in County 
		Resident of County	4	\$82,200.00	
		Resident and Loss in County	3	\$44,200.00	
		Totals:	7	\$126,400.00	
Pike (Mississippi)	218	<u>Claimant Type</u>	<u>Claims Paid</u>	<u>Amount Paid</u>	Payments in County 
		Resident of County	20	\$205,700.00	
		Resident and Loss in County	1	\$100,000.00	
		Claim Loss in County	1	\$12,000.00	
Totals:	22	\$317,700.00			
Rankin (Mississippi)	125	<u>Claimant Type</u>	<u>Claims Paid</u>	<u>Amount Paid</u>	Payments in County 
		Resident of County	28	\$458,900.00	
		Claim Loss in County	1	\$2,000.00	
Totals:	29	\$460,900.00			
Scott (Mississippi)	30	<u>Claimant Type</u>	<u>Claims Paid</u>	<u>Amount Paid</u>	Payments in County 
		Resident of County	7	\$68,700.00	
Totals:	7	\$68,700.00			
Sharkey (Mississippi)	1	<u>Claimant Type</u>	<u>Claims Paid</u>	<u>Amount Paid</u>	Payments in County 
		Resident of County	1	\$4,800.00	
Totals:	1	\$4,800.00			

GCCF Program Statistics - Overall Summary (as of November 22, 2010, 5:05 PM ET)






County	Total Claims	Claimant Type	Claims Paid	Amount Paid	Payments in County
Simpson (Mississippi)	52	<u>Claimant Type</u>	<u>Claims Paid</u>	<u>Amount Paid</u>	Payments in County  <ul style="list-style-type: none"> ■ Resident ■ Both
		Resident of County	4	\$42,700.00	
		Resident and Loss in County	1	\$30,800.00	
		Totals:	5	\$73,500.00	
Smith (Mississippi)	56	<u>Claimant Type</u>	<u>Claims Paid</u>	<u>Amount Paid</u>	Payments in County  <ul style="list-style-type: none"> ■ Resident
		Resident of County	1	\$3,100.00	
		Totals:	1	\$3,100.00	
Stone (Mississippi)	694	<u>Claimant Type</u>	<u>Claims Paid</u>	<u>Amount Paid</u>	Payments in County  <ul style="list-style-type: none"> ■ Resident ■ Loss ■ Both
		Resident of County	103	\$1,472,100.00	
		Resident and Loss in County	25	\$782,300.00	
		Claim Loss in County	7	\$90,800.00	
		Totals:	135	\$2,345,200.00	
Sunflower (Mississippi)	16	<u>Claimant Type</u>	<u>Claims Paid</u>	<u>Amount Paid</u>	Payments in County  <ul style="list-style-type: none"> ■ Resident
		Resident of County	3	\$26,800.00	
		Totals:	3	\$26,800.00	
Tishomingo (Mississippi)	2	<u>Claimant Type</u>	<u>Claims Paid</u>	<u>Amount Paid</u>	Payments in County  <ul style="list-style-type: none"> ■ Resident
		Resident of County	1	\$2,100.00	
		Totals:	1	\$2,100.00	

GCCF Program Statistics - Overall Summary (as of November 22, 2010, 5:05 PM ET)

County	Total	Claimant Type	Claims Paid	Amount Paid	Payments in County
Unknown (Mississippi)	136				 <ul style="list-style-type: none"> Resident
		Resident of County	21	\$299,900.00	
		Totals:	21	\$299,900.00	
Walthall (Mississippi)	79				 <ul style="list-style-type: none"> Resident
		Resident of County	2	\$29,300.00	
		Totals:	2	\$29,300.00	
Warren (Mississippi)	30				 <ul style="list-style-type: none"> Resident
		Resident of County	6	\$45,900.00	
		Totals:	6	\$45,900.00	
Washington (Mississippi)	21				 <ul style="list-style-type: none"> Resident Both
		Resident of County	3	\$9,600.00	
		Resident and Loss in County	1	\$2,200.00	
		Totals:	4	\$11,800.00	
Wayne (Mississippi)	131				 <ul style="list-style-type: none"> Resident Loss Both
		Resident of County	5	\$112,200.00	
		Resident and Loss in County	3	\$86,600.00	
		Claim Loss in County	1	\$5,900.00	
		Totals:	9	\$204,700.00	


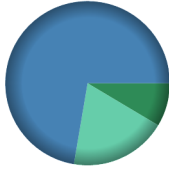



GCCF Program Statistics - Overall Summary

(as of November 22, 2010, 5:05 PM ET)

County	Total Claims	Claimant Type	Claims Paid	Amount Paid	Payments in County
Webster (Mississippi)	2	<u>Claimant Type</u>	<u>Claims Paid</u>	<u>Amount Paid</u>	Payments in County  <ul style="list-style-type: none"> Resident
		Resident of County	1	\$3,000.00	
		Totals:	1	\$3,000.00	
Wilkinson (Mississippi)	25	<u>Claimant Type</u>	<u>Claims Paid</u>	<u>Amount Paid</u>	Payments in County  <ul style="list-style-type: none"> Resident
		Resident of County	2	\$10,800.00	
		Totals:	2	\$10,800.00	
Winston (Mississippi)	30	<u>Claimant Type</u>	<u>Claims Paid</u>	<u>Amount Paid</u>	Payments in County  <ul style="list-style-type: none"> Resident
		Resident of County	2	\$10,500.00	
		Totals:	2	\$10,500.00	
Yazoo (Mississippi)	6	<u>Claimant Type</u>	<u>Claims Paid</u>	<u>Amount Paid</u>	Payments in County  <ul style="list-style-type: none"> Resident Loss
		Resident of County	1	\$3,300.00	
		Claim Loss in County	1	\$74,400.00	
		Totals:	2	\$77,700.00	
Anderson (Texas)	4	<u>Claimant Type</u>	<u>Claims Paid</u>	<u>Amount Paid</u>	Payments in County  <ul style="list-style-type: none"> Resident
		Resident of County	1	\$3,300.00	
		Totals:	1	\$3,300.00	

GCCF Program Statistics - Overall Summary

(as of November 22, 2010, 5:05 PM ET)

County (Texas)	Total Claims	Claimant Type	Claims Paid	Amount Paid	Payments in County
Angelina (Texas)	13	<u>Claimant Type</u>	<u>Claims Paid</u>	<u>Amount Paid</u>	Payments in County  <ul style="list-style-type: none"> Resident
		Resident of County	1	\$6,500.00	
		Totals:	1	\$6,500.00	
Aransas (Texas)	77	<u>Claimant Type</u>	<u>Claims Paid</u>	<u>Amount Paid</u>	Payments in County  <ul style="list-style-type: none"> Resident Loss Both
		Resident of County	2	\$19,100.00	
		Resident and Loss in County	11	\$161,300.00	
		Claim Loss in County	5	\$42,600.00	
Totals:	18	\$223,000.00			
Austin (Texas)	3	<u>Claimant Type</u>	<u>Claims Paid</u>	<u>Amount Paid</u>	Payments in County  <ul style="list-style-type: none"> Loss
		Claim Loss in County	1	\$7,400.00	
Totals:	1	\$7,400.00			
Bay (Texas)	1	<u>Claimant Type</u>	<u>Claims Paid</u>	<u>Amount Paid</u>	Payments in County  <ul style="list-style-type: none"> Loss
		Claim Loss in County	1	\$30,100.00	
Totals:	1	\$30,100.00			
Bexar (Texas)	125	<u>Claimant Type</u>	<u>Claims Paid</u>	<u>Amount Paid</u>	Payments in County  <ul style="list-style-type: none"> Resident Both
		Resident of County	17	\$224,400.00	
		Resident and Loss in County	2	\$182,000.00	
		Totals:	19	\$406,400.00	


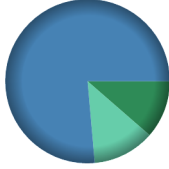



GCCF Program Statistics - Overall Summary

(as of November 22, 2010, 5:05 PM ET)


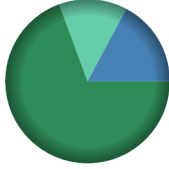



County (Texas)	Total Claims	Claimant Type	Claims Paid	Amount Paid	Payments in County
Bowie (Texas)	6	<u>Claimant Type</u>	<u>Claims Paid</u>	<u>Amount Paid</u>	Payments in County  <ul style="list-style-type: none"> Resident
		Resident of County	2	\$6,500.00	
		Totals:	2	\$6,500.00	
Brazoria (Texas)	182	<u>Claimant Type</u>	<u>Claims Paid</u>	<u>Amount Paid</u>	Payments in County  <ul style="list-style-type: none"> Resident Loss Both
		Resident of County	12	\$295,300.00	
		Resident and Loss in County	25	\$942,100.00	
		Claim Loss in County	29	\$477,000.00	
		Totals:	66	\$1,714,400.00	
Brazos (Texas)	10	<u>Claimant Type</u>	<u>Claims Paid</u>	<u>Amount Paid</u>	Payments in County  <ul style="list-style-type: none"> Resident
		Resident of County	1	\$18,000.00	
		Totals:	1	\$18,000.00	
Brown (Texas)	1	<u>Claimant Type</u>	<u>Claims Paid</u>	<u>Amount Paid</u>	Payments in County  <ul style="list-style-type: none"> Resident
		Resident of County	1	\$8,600.00	
		Totals:	1	\$8,600.00	
Calhoun (Texas)	150	<u>Claimant Type</u>	<u>Claims Paid</u>	<u>Amount Paid</u>	Payments in County  <ul style="list-style-type: none"> Resident Loss Both
		Resident of County	11	\$566,600.00	
		Resident and Loss in County	8	\$582,200.00	
		Claim Loss in County	25	\$416,500.00	
		Totals:	44	\$1,565,300.00	

GCCF Program Statistics - Overall Summary

(as of November 22, 2010, 5:05 PM ET)



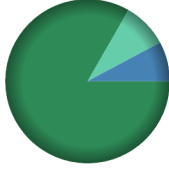
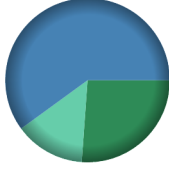
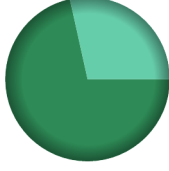
County (Texas)	Total Claims	Claimant Type	Claims Paid	Amount Paid	Payments in County
Cameron	463	<u>Claimant Type</u>	<u>Claims Paid</u>	<u>Amount Paid</u>	Payments in County  <ul style="list-style-type: none"> ■ Resident ■ Both
		Resident of County	11	\$270,800.00	
		Resident and Loss in County	56	\$1,355,500.00	
		Totals:	67	\$1,626,300.00	
Chambers	54	<u>Claimant Type</u>	<u>Claims Paid</u>	<u>Amount Paid</u>	Payments in County  <ul style="list-style-type: none"> ■ Resident ■ Loss ■ Both
		Resident of County	5	\$114,600.00	
		Resident and Loss in County	18	\$767,100.00	
		Claim Loss in County	6	\$122,500.00	
Totals:	29	\$1,004,200.00			
Cherokee	4	<u>Claimant Type</u>	<u>Claims Paid</u>	<u>Amount Paid</u>	Payments in County  <ul style="list-style-type: none"> ■ Resident
		Resident of County	1	\$1,700.00	
		Totals:	1	\$1,700.00	
Collin	102	<u>Claimant Type</u>	<u>Claims Paid</u>	<u>Amount Paid</u>	Payments in County  <ul style="list-style-type: none"> ■ Resident ■ Loss
		Resident of County	36	\$467,200.00	
		Claim Loss in County	3	\$102,100.00	
		Totals:	39	\$569,300.00	
Colorado	4	<u>Claimant Type</u>	<u>Claims Paid</u>	<u>Amount Paid</u>	Payments in County  <ul style="list-style-type: none"> ■ Resident
		Resident of County	1	\$36,000.00	
		Totals:	1	\$36,000.00	

GCCF Program Statistics - Overall Summary (as of November 22, 2010, 5:05 PM ET)

County (Texas)	Total Claims	Claimant Type	Claims Paid	Amount Paid	Payments in County
Comal (Texas)	17	<u>Claimant Type</u>	<u>Claims Paid</u>	<u>Amount Paid</u>	Payments in County  <ul style="list-style-type: none"> Resident
		Resident of County	8	\$181,600.00	
		Totals:	8	\$181,600.00	
Dallas (Texas)	384	<u>Claimant Type</u>	<u>Claims Paid</u>	<u>Amount Paid</u>	Payments in County  <ul style="list-style-type: none"> Resident Loss Both
		Resident of County	46	\$587,200.00	
		Resident and Loss in County	2	\$145,500.00	
		Claim Loss in County	8	\$113,500.00	
Totals:	56	\$846,200.00			
Denton (Texas)	52	<u>Claimant Type</u>	<u>Claims Paid</u>	<u>Amount Paid</u>	Payments in County  <ul style="list-style-type: none"> Resident
		Resident of County	14	\$139,600.00	
		Totals:	14	\$139,600.00	
Ector (Texas)	2	<u>Claimant Type</u>	<u>Claims Paid</u>	<u>Amount Paid</u>	Payments in County  <ul style="list-style-type: none"> Resident
		Resident of County	1	\$1,500.00	
		Totals:	1	\$1,500.00	
El Paso (Texas)	7	<u>Claimant Type</u>	<u>Claims Paid</u>	<u>Amount Paid</u>	Payments in County  <ul style="list-style-type: none"> Resident
		Resident of County	1	\$3,700.00	
		Totals:	1	\$3,700.00	




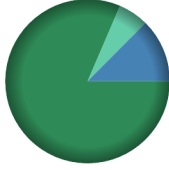

GCCCF Program Statistics - Overall Summary

(as of November 22, 2010, 5:05 PM ET)


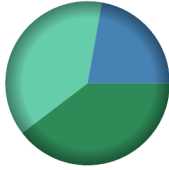



County (Texas)	Total Claims	Claimant Type	Claims Paid	Amount Paid	Payments in County
Ellis (Texas)	10	<u>Claimant Type</u>	<u>Claims Paid</u>	<u>Amount Paid</u>	Payments in County  <ul style="list-style-type: none"> Resident
		Resident of County	1	\$25,000.00	
		Totals:	1	\$25,000.00	
Foard (Texas)	2	<u>Claimant Type</u>	<u>Claims Paid</u>	<u>Amount Paid</u>	Payments in County  <ul style="list-style-type: none"> Resident
		Resident of County	1	\$13,000.00	
		Totals:	1	\$13,000.00	
Fort Bend (Texas)	216	<u>Claimant Type</u>	<u>Claims Paid</u>	<u>Amount Paid</u>	Payments in County  <ul style="list-style-type: none"> Resident Loss Both
		Resident of County	35	\$1,378,200.00	
		Resident and Loss in County	7	\$129,300.00	
		Claim Loss in County	6	\$147,300.00	
		Totals:	48	\$1,654,800.00	
Galveston (Texas)	1,255	<u>Claimant Type</u>	<u>Claims Paid</u>	<u>Amount Paid</u>	Payments in County  <ul style="list-style-type: none"> Resident Loss Both
		Resident of County	128	\$3,687,200.00	
		Resident and Loss in County	371	\$8,472,100.00	
		Claim Loss in County	117	\$1,952,500.00	
		Totals:	616	\$14,111,800.00	
Grayson (Texas)	4	<u>Claimant Type</u>	<u>Claims Paid</u>	<u>Amount Paid</u>	Payments in County  <ul style="list-style-type: none"> Resident Loss
		Resident of County	1	\$8,300.00	
		Claim Loss in County	1	\$3,300.00	
		Totals:	2	\$11,600.00	

GCCF Program Statistics - Overall Summary

(as of November 22, 2010, 5:05 PM ET)

County (Texas)	Total Claims	Claimant Type	Claims Paid	Amount Paid	Payments in County
Gregg (Texas)	10	<u>Claimant Type</u>	<u>Claims Paid</u>	<u>Amount Paid</u>	Payments in County  <ul style="list-style-type: none"> Resident
		Resident of County	4	\$33,600.00	
		Totals:	4	\$33,600.00	
Guadalupe (Texas)	3	<u>Claimant Type</u>	<u>Claims Paid</u>	<u>Amount Paid</u>	Payments in County  <ul style="list-style-type: none"> Resident
		Resident of County	2	\$42,600.00	
		Totals:	2	\$42,600.00	
Hardin (Texas)	19	<u>Claimant Type</u>	<u>Claims Paid</u>	<u>Amount Paid</u>	Payments in County  <ul style="list-style-type: none"> Both
		Resident and Loss in County	1	\$10,000.00	
		Totals:	1	\$10,000.00	
Harris (Texas)	2,869	<u>Claimant Type</u>	<u>Claims Paid</u>	<u>Amount Paid</u>	Payments in County  <ul style="list-style-type: none"> Resident Loss Both
		Resident of County	383	\$27,123,200.00	
		Resident and Loss in County	146	\$4,185,300.00	
		Claim Loss in County	107	\$1,988,400.00	
		Totals:	636	\$33,296,900.00	
Harrison (Texas)	2	<u>Claimant Type</u>	<u>Claims Paid</u>	<u>Amount Paid</u>	Payments in County  <ul style="list-style-type: none"> Resident
		Resident of County	1	\$10,400.00	
		Totals:	1	\$10,400.00	

GCCF Program Statistics - Overall Summary (as of November 22, 2010, 5:05 PM ET)






County (Texas)	Total Claims	Claimant Type	Claims Paid	Amount Paid	Payments in County
Hays (Texas)	9	<u>Claimant Type</u>	<u>Claims Paid</u>	<u>Amount Paid</u>	Payments in County  <ul style="list-style-type: none"> Resident
		Resident of County	2	\$41,300.00	
		Totals:	2	\$41,300.00	
Hidalgo (Texas)	77	<u>Claimant Type</u>	<u>Claims Paid</u>	<u>Amount Paid</u>	Payments in County  <ul style="list-style-type: none"> Resident Loss Both
		Resident of County	3	\$10,700.00	
		Resident and Loss in County	1	\$6,000.00	
		Claim Loss in County	1	\$10,300.00	
Totals:	5	\$27,000.00			
Hill (Texas)	3	<u>Claimant Type</u>	<u>Claims Paid</u>	<u>Amount Paid</u>	Payments in County  <ul style="list-style-type: none"> Resident
		Resident of County	1	\$21,600.00	
		Totals:	1	\$21,600.00	
Hopkins (Texas)	3	<u>Claimant Type</u>	<u>Claims Paid</u>	<u>Amount Paid</u>	Payments in County  <ul style="list-style-type: none"> Resident
		Resident of County	1	\$9,700.00	
		Totals:	1	\$9,700.00	
Jasper (Texas)	23	<u>Claimant Type</u>	<u>Claims Paid</u>	<u>Amount Paid</u>	Payments in County  <ul style="list-style-type: none"> Resident
		Resident of County	5	\$190,700.00	
		Totals:	5	\$190,700.00	

GCCF Program Statistics - Overall Summary

(as of November 22, 2010, 5:05 PM ET)


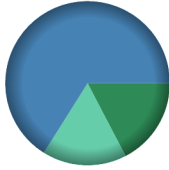



County (Texas)	Total Claims	Claimant Type	Claims Paid	Amount Paid	Payments in County
Jefferson	1,367	<u>Claimant Type</u>	<u>Claims Paid</u>	<u>Amount Paid</u>	
		Resident of County	114	\$3,045,400.00	
		Resident and Loss in County	287	\$6,628,200.00	
		Claim Loss in County	54	\$1,282,400.00	
Totals:		455	\$10,956,000.00		
Jim Hogg	1	<u>Claimant Type</u>	<u>Claims Paid</u>	<u>Amount Paid</u>	
		Claim Loss in County	1	\$32,400.00	
		Totals:	1	\$32,400.00	
Jim Wells	1	<u>Claimant Type</u>	<u>Claims Paid</u>	<u>Amount Paid</u>	
		Resident and Loss in County	1	\$79,900.00	
		Totals:	1	\$79,900.00	
Johnson	16	<u>Claimant Type</u>	<u>Claims Paid</u>	<u>Amount Paid</u>	
		Resident of County	4	\$131,000.00	
		Totals:	4	\$131,000.00	
Kaufman	7	<u>Claimant Type</u>	<u>Claims Paid</u>	<u>Amount Paid</u>	
		Resident of County	1	\$11,600.00	
		Totals:	1	\$11,600.00	

GCCF Program Statistics - Overall Summary (as of November 22, 2010, 5:05 PM ET)

County (Texas)	Total Claims	Claimant Type	Claims Paid	Amount Paid	Payments in County
Kendall (Texas)	3	<u>Claimant Type</u>	<u>Claims Paid</u>	<u>Amount Paid</u>	Payments in County  Resident
		Resident of County	2	\$15,700.00	
		Totals:	2	\$15,700.00	
Kleberg (Texas)	2	<u>Claimant Type</u>	<u>Claims Paid</u>	<u>Amount Paid</u>	Payments in County  Resident
		Resident of County	1	\$32,400.00	
		Totals:	1	\$32,400.00	
Lamar (Texas)	1	<u>Claimant Type</u>	<u>Claims Paid</u>	<u>Amount Paid</u>	Payments in County  Resident
		Resident of County	1	\$3,200.00	
		Totals:	1	\$3,200.00	
Liberty (Texas)	18	<u>Claimant Type</u>	<u>Claims Paid</u>	<u>Amount Paid</u>	Payments in County  Resident Both
		Resident of County	2	\$31,400.00	
		Resident and Loss in County	2	\$105,000.00	
		Totals:	4	\$136,400.00	
Llano (Texas)	9	<u>Claimant Type</u>	<u>Claims Paid</u>	<u>Amount Paid</u>	Payments in County  Resident
		Resident of County	1	\$34,200.00	
		Totals:	1	\$34,200.00	

GCCF Program Statistics - Overall Summary






(as of November 22, 2010, 5:05 PM ET)

County (Texas)	Total Claims	Claimant Type	Claims Paid	Amount Paid	Payments in County
Lubbock (Texas)	6	<u>Claimant Type</u>	<u>Claims Paid</u>	<u>Amount Paid</u>	Payments in County  <ul style="list-style-type: none"> Resident
		Resident of County	1	\$3,400.00	
		Totals:	1	\$3,400.00	
Matagorda (Texas)	266	<u>Claimant Type</u>	<u>Claims Paid</u>	<u>Amount Paid</u>	Payments in County  <ul style="list-style-type: none"> Resident Loss Both
		Resident of County	17	\$860,100.00	
		Resident and Loss in County	77	\$3,274,000.00	
		Claim Loss in County	12	\$820,100.00	
Totals:	106	\$4,954,200.00			
McLennan (Texas)	16	<u>Claimant Type</u>	<u>Claims Paid</u>	<u>Amount Paid</u>	Payments in County  <ul style="list-style-type: none"> Resident
		Resident of County	10	\$196,100.00	
		Totals:	10	\$196,100.00	
Milam (Texas)	2	<u>Claimant Type</u>	<u>Claims Paid</u>	<u>Amount Paid</u>	Payments in County  <ul style="list-style-type: none"> Resident
		Resident of County	1	\$5,800.00	
		Totals:	1	\$5,800.00	
Montgomery (Texas)	151	<u>Claimant Type</u>	<u>Claims Paid</u>	<u>Amount Paid</u>	Payments in County  <ul style="list-style-type: none"> Resident Both
		Resident of County	23	\$439,000.00	
		Resident and Loss in County	2	\$70,700.00	
		Totals:	25	\$509,700.00	



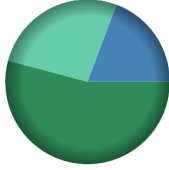


GCCF Program Statistics - Overall Summary (as of November 22, 2010, 5:05 PM ET)

County (Texas)	Total Claims	Claimant Type	Claims Paid	Amount Paid	Payments in County
Nacogdoches (Texas)	19	<u>Claimant Type</u>	<u>Claims Paid</u>	<u>Amount Paid</u>	<ul style="list-style-type: none"> Resident Loss
		Resident of County	3	\$57,600.00	
		Claim Loss in County	4	\$250,400.00	
		Totals:	7	\$308,000.00	
Nueces (Texas)	91	<u>Claimant Type</u>	<u>Claims Paid</u>	<u>Amount Paid</u>	<ul style="list-style-type: none"> Resident Loss Both
		Resident of County	5	\$90,200.00	
		Resident and Loss in County	3	\$73,900.00	
		Claim Loss in County	1	\$15,200.00	
Totals:	9	\$179,300.00			
Orange (Texas)	187	<u>Claimant Type</u>	<u>Claims Paid</u>	<u>Amount Paid</u>	<ul style="list-style-type: none"> Resident Loss Both
		Resident of County	20	\$258,600.00	
		Resident and Loss in County	17	\$424,900.00	
		Claim Loss in County	6	\$139,800.00	
Totals:	43	\$823,300.00			
Parker (Texas)	4	<u>Claimant Type</u>	<u>Claims Paid</u>	<u>Amount Paid</u>	<ul style="list-style-type: none"> Resident
		Resident of County	2	\$17,300.00	
		Totals:	2	\$17,300.00	
Polk (Texas)	6	<u>Claimant Type</u>	<u>Claims Paid</u>	<u>Amount Paid</u>	<ul style="list-style-type: none"> Resident
		Resident of County	2	\$81,700.00	
		Totals:	2	\$81,700.00	

GCCF Program Statistics - Overall Summary (as of November 22, 2010, 5:05 PM ET)

County (Texas)	Total Claims	Claimant Type	Claims Paid	Amount Paid	Payments in County
Presidio (Texas)	2	<u>Claimant Type</u>	<u>Claims Paid</u>	<u>Amount Paid</u>	Payments in County  Resident
		Resident of County	2	\$3,900.00	
		Totals:	2	\$3,900.00	
Refugio (Texas)	3	<u>Claimant Type</u>	<u>Claims Paid</u>	<u>Amount Paid</u>	Payments in County  Resident
		Resident of County	1	\$26,900.00	
		Totals:	1	\$26,900.00	
Rockwall (Texas)	8	<u>Claimant Type</u>	<u>Claims Paid</u>	<u>Amount Paid</u>	Payments in County  Resident
		Resident of County	3	\$46,500.00	
		Totals:	3	\$46,500.00	
Sabine (Texas)	3	<u>Claimant Type</u>	<u>Claims Paid</u>	<u>Amount Paid</u>	Payments in County  Resident
		Resident of County	1	\$40,000.00	
		Totals:	1	\$40,000.00	
San Jacinto (Texas)	6	<u>Claimant Type</u>	<u>Claims Paid</u>	<u>Amount Paid</u>	Payments in County  Resident Loss
		Resident of County	3	\$48,900.00	
		Claim Loss in County	1	\$30,000.00	
		Totals:	4	\$78,900.00	





GCCF Program Statistics - Overall Summary (as of November 22, 2010, 5:05 PM ET)

County (Texas)	Total Claims	Claimant Type	Claims Paid	Amount Paid	Payments in County
San Patricio (Texas)	68	<u>Claimant Type</u>	<u>Claims Paid</u>	<u>Amount Paid</u>	 <ul style="list-style-type: none"> Resident Both
		Resident of County	1	\$1,000.00	
		Resident and Loss in County	6	\$140,400.00	
		Totals:	7	\$141,400.00	
Smith (Texas)	8	<u>Claimant Type</u>	<u>Claims Paid</u>	<u>Amount Paid</u>	 <ul style="list-style-type: none"> Resident
		Resident of County	1	\$35,200.00	
		Totals:	1	\$35,200.00	
Tarrant (Texas)	246	<u>Claimant Type</u>	<u>Claims Paid</u>	<u>Amount Paid</u>	 <ul style="list-style-type: none"> Resident Loss Both
		Resident of County	54	\$986,700.00	
		Resident and Loss in County	4	\$351,100.00	
		Claim Loss in County	8	\$484,200.00	
		Totals:	66	\$1,822,000.00	
Titus (Texas)	2	<u>Claimant Type</u>	<u>Claims Paid</u>	<u>Amount Paid</u>	 <ul style="list-style-type: none"> Resident
		Resident of County	1	\$1,000.00	
		Totals:	1	\$1,000.00	
Travis (Texas)	103	<u>Claimant Type</u>	<u>Claims Paid</u>	<u>Amount Paid</u>	 <ul style="list-style-type: none"> Resident Both
		Resident of County	14	\$155,300.00	
		Resident and Loss in County	1	\$15,000.00	
		Totals:	15	\$170,300.00	

GCCF Program Statistics - Overall Summary (as of November 22, 2010, 5:05 PM ET)

County	Total Claims	Claimant Type	Claims Paid	Amount Paid	Payments in County
Tyler (Texas)	4	<u>Claimant Type</u>	<u>Claims Paid</u>	<u>Amount Paid</u>	Payments in County  Resident
		Resident of County	3	\$28,000.00	
		Totals:	3	\$28,000.00	
Unknown (Texas)	23	<u>Claimant Type</u>	<u>Claims Paid</u>	<u>Amount Paid</u>	Payments in County  Resident
		Resident of County	2	\$86,000.00	
		Totals:	2	\$86,000.00	
Vermilion (Texas)	2	<u>Claimant Type</u>	<u>Claims Paid</u>	<u>Amount Paid</u>	Payments in County  Loss
		Claim Loss in County	2	\$42,500.00	
		Totals:	2	\$42,500.00	
Victoria (Texas)	15	<u>Claimant Type</u>	<u>Claims Paid</u>	<u>Amount Paid</u>	Payments in County  Resident Loss
		Resident of County	3	\$44,700.00	
		Claim Loss in County	1	\$6,900.00	
		Totals:	4	\$51,600.00	
Waller (Texas)	5	<u>Claimant Type</u>	<u>Claims Paid</u>	<u>Amount Paid</u>	Payments in County  Resident
		Resident of County	1	\$24,500.00	
		Totals:	1	\$24,500.00	

GCCF Program Statistics - Overall Summary (as of November 22, 2010, 5:05 PM ET)

County (Texas)	Total Claims	Claimant Type	Claims Paid	Amount Paid	Payments in County
Webb (Texas)	3	<u>Claimant Type</u>	<u>Claims Paid</u>	<u>Amount Paid</u>	Payments in County  Resident
		Resident of County	1	\$23,800.00	
		Totals:	1	\$23,800.00	
Wichita (Texas)	5	<u>Claimant Type</u>	<u>Claims Paid</u>	<u>Amount Paid</u>	Payments in County  Resident
		Resident of County	1	\$2,700.00	
		Totals:	1	\$2,700.00	
Williamson (Texas)	26	<u>Claimant Type</u>	<u>Claims Paid</u>	<u>Amount Paid</u>	Payments in County  Resident
		Resident of County	7	\$71,500.00	
		Totals:	7	\$71,500.00	
Wise (Texas)	1	<u>Claimant Type</u>	<u>Claims Paid</u>	<u>Amount Paid</u>	Payments in County  Resident
		Resident of County	1	\$7,600.00	
		Totals:	1	\$7,600.00	