

GCCF Program Statistics - Overall Summary (as of November 20, 2010, 5:05 PM ET)

Claimant Status	No. of Claimants
TOTAL GCCF Claimants to Date <i>(Claimants may have one or more Claim Type)</i>	411,563
1. Claimants Paid and Approved for Payment	122,116
2. Claimants Requiring Additional Information or Documentation <i>(Claimants providing no documentation: 71,997)</i>	139,263
3. Claimants Referred to Government, Moratorium and Real Estate funds	19
4. Denied Claimants	61,193
5. Claimants Under Review (Emergency Advance Payment)	80,729
6. Claimants Under Review (for Final Claim only)	8,243

Claimants <i>(Claimants may have one or more Claim Type)</i>	No. of Claimants
1. Individual*	344,867
2. Business*	66,696
<i>*Individual v. Business classification is subject to change.</i>	
<i>Represented Claimants: 9,458</i>	
Total to Date	411,563

Claims by Emergency Or Final Payment	No. of Claims Paid or Approved for Payment	No. of Claims Paid	Amount Paid
1. Emergency Advance Payment (One Month)	10,919	10,886	\$ 96,185,775.88
2. Emergency Advance Payment (Six Months)	111,481	109,946	\$ 1,821,416,715.00
Sub-Total to Date	122,400	120,832	\$ 1,917,602,490.88

Separate Fund for Real Estate Brokers and Agents			\$ 34,500,000.00
Total to Date			\$ 1,952,102,490.88

Claims by Category <i>(includes Individual and Business)</i>	No. of Claims Paid	Amount Paid
1. Removal and Clean Up Costs	0	\$ -
2. Real or Personal Property	95	\$ 753,863.38
3. Lost Earnings or Profits	120,714	\$ 1,916,821,291.00
4. Loss of Subsistence Use of Natural Resources	5	\$ 13,000.00
5. Physical Injury / Death	18	\$ 14,336.50
Total to Date	120,832	\$ 1,917,602,490.88

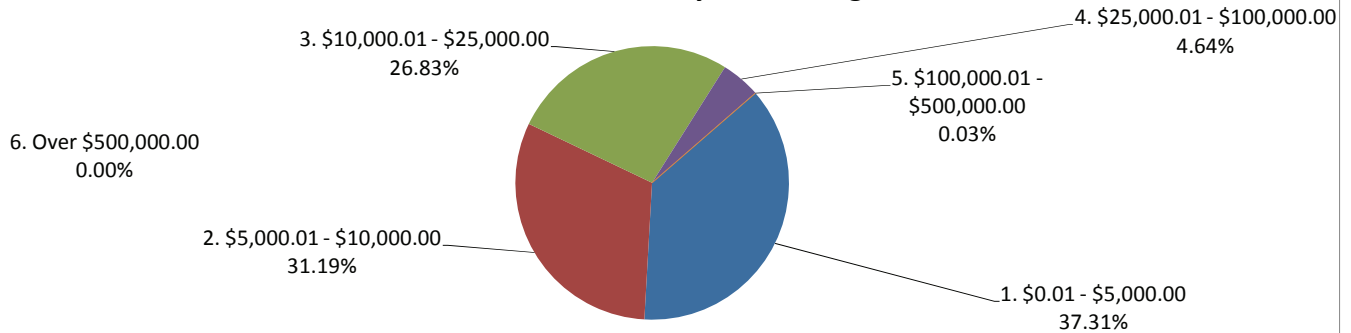
Claims by Type	No. of Claims Paid	No. of Claims Paid where Claimant Participated in BP Claims Process	No. of Claims Paid for new Claimants	Total Amount Paid
1. Individual	88,742	24,134	64,608	\$ 822,570,914.88
2. Business	32,090	22,285	9,805	\$ 1,095,031,576.00
Total to Date	120,832	46,419	74,413	\$ 1,917,602,490.88

GCCF Program Statistics - Overall Summary
(as of November 20, 2010, 5:05 PM ET)

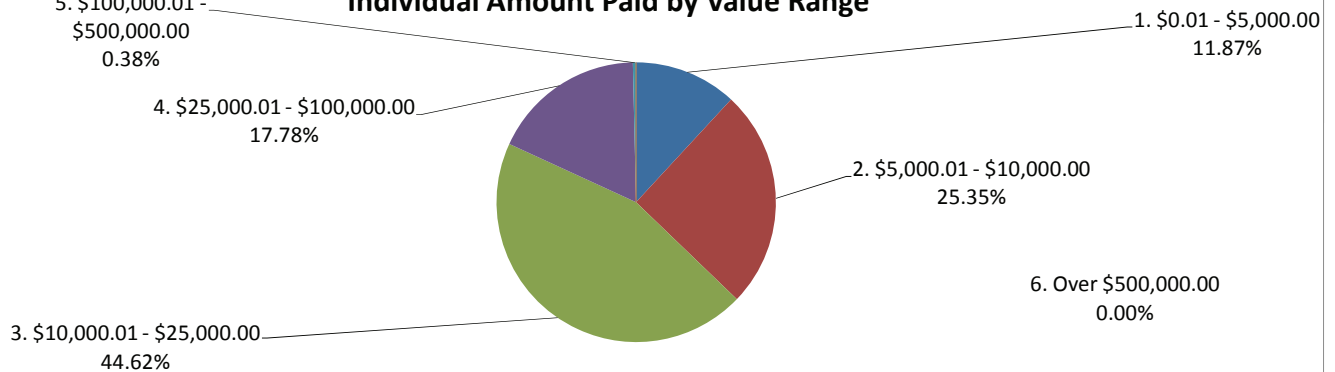
Individual Claims by Amount
(Claimants may have more than one Claim Type)

Claims by Amount	No. of Claims Paid	Amount Paid
1. \$0.01 - \$5,000.00	33,108	\$ 97,655,436.50
2. \$5,000.01 - \$10,000.00	27,682	\$ 208,508,800.00
3. \$10,000.01 - \$25,000.00	23,812	\$ 367,042,450.00
4. \$25,000.01 - \$100,000.00	4,116	\$ 146,250,928.38
5. \$100,000.01 - \$500,000.00	24	\$ 3,113,300.00
6. Over \$500,000.00	0	\$ -
Total to Date	88,742	\$ 822,570,914.88

Individual Claims Paid by Value Range



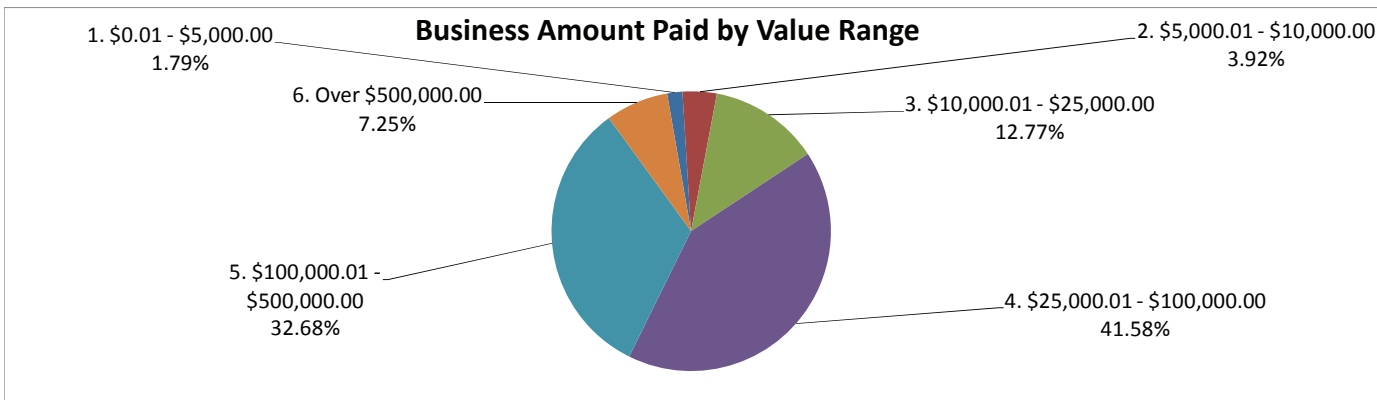
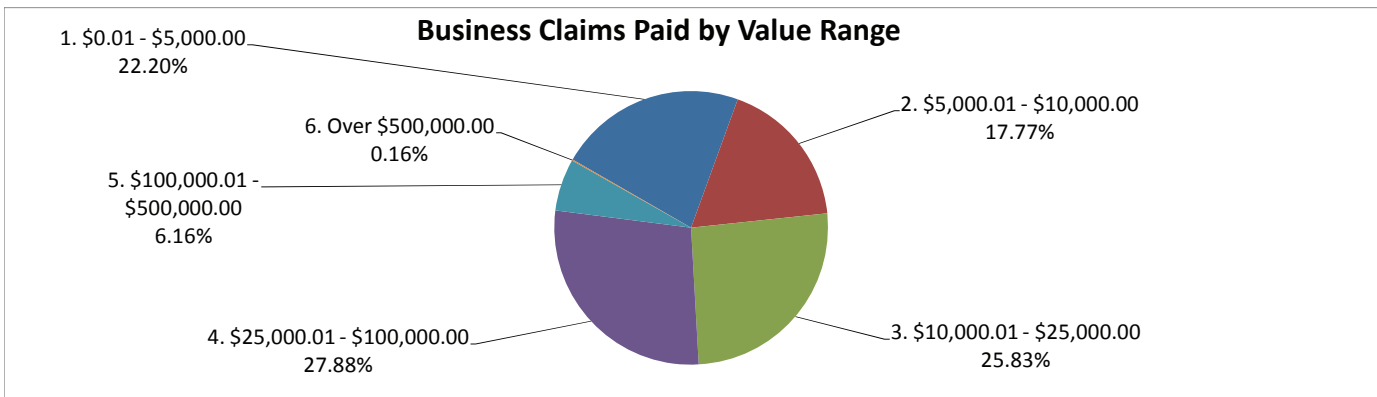
Individual Amount Paid by Value Range



GCCF Program Statistics - Overall Summary
(as of November 20, 2010, 5:05 PM ET)

Business Claims by Amount
(Claimants may have more than one Claim Type)

Claims by Amount	No. of Claims Paid	Amount Paid
1. \$0.01 - \$5,000.00	7,123	\$ 19,651,700.00
2. \$5,000.01 - \$10,000.00	5,703	\$ 42,958,500.00
3. \$10,000.01 - \$25,000.00	8,290	\$ 139,812,900.00
4. \$25,000.01 - \$100,000.00	8,948	\$ 455,324,100.00
5. \$100,000.01 - \$500,000.00	1,976	\$ 357,890,800.00
6. Over \$500,000.00	50	\$ 79,393,576.00
Total to Date	32,090	\$ 1,095,031,576.00



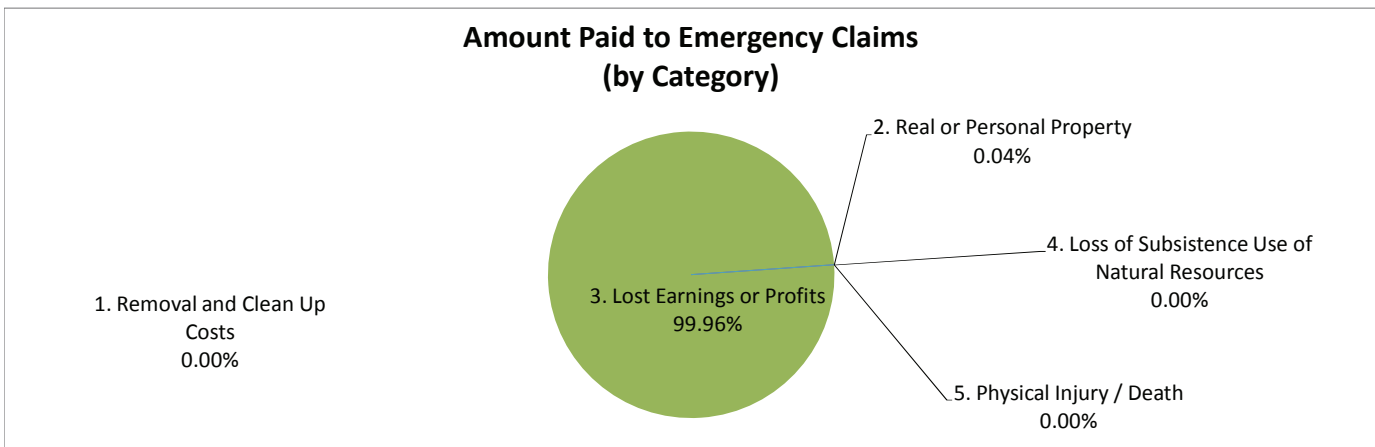
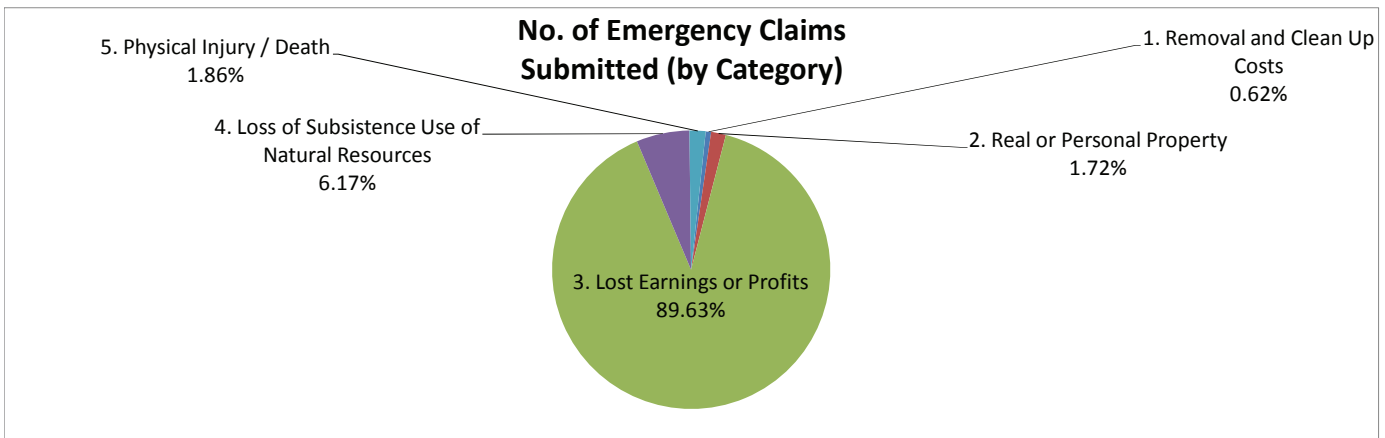
GCCCF Program Statistics - Overall Summary

(as of November 20, 2010, 5:05 PM ET)

Emergency Advance Claim Counts by Category

(Claimants may have more than one Claim Type)

Claims for Emergency Advance Payment	Claims Submitted	No. of Claims Paid	Amount Paid
1. Removal and Clean Up Costs	2,755	0	\$ -
2. Real or Personal Property	7,587	95	\$ 753,863.38
3. Lost Earnings or Profits	396,206	120,714	\$ 1,916,821,291.00
4. Loss of Subsistence Use of Natural Resources	27,267	5	\$ 13,000.00
5. Physical Injury / Death	8,208	18	\$ 14,336.50
Total to Date	442,023	120,832	\$ 1,917,602,490.88




GCCCF Program Statistics - Overall Summary

(as of November 20, 2010, 5:05 PM ET)

Final Payment Claim Counts by Category

(Claimants may have more than one Claim Type)

Claims Seeking Final Payment	Claims Submitted	No. of Claims Paid	Amount Paid
1. Removal and Clean Up Costs	423	0	\$ -
2. Real or Personal Property	1,670	0	\$ -
3. Lost Earnings or Profits	21,454	0	\$ -
4. Loss of Subsistence Use of Natural Resources	2,247	0	\$ -
5. Physical Injury / Death	576	0	\$ -
Total to Date	26,370	0	\$ -



Amount Paid to Final Claims (by Category)

No data to chart yet

GCCF Program Statistics - Overall Summary (as of November 20, 2010, 5:05 PM ET)

Claims by Category and Amount (Claimants may have more than one Claim Type)

Claims by Category and Amount	No. of Claims Paid	Amount Paid
1. Removal and Clean Up Costs		
a. \$0.01 - \$5,000.00	0	\$ -
b. \$5,000.01 - \$10,000.00	0	\$ -
c. \$10,000.01 - \$25,000.00	0	\$ -
d. \$25,000.01 - \$100,000.00	0	\$ -
e. \$100,000.01 - \$500,000.00	0	\$ -
f. Over \$500,000.00	0	\$ -
Sub-Total to Date	0	\$ -
2. Real or Personal Property		
a. \$0.01 - \$5,000.00	61	\$ 123,400.00
b. \$5,000.01 - \$10,000.00	18	\$ 125,700.00
c. \$10,000.01 - \$25,000.00	10	\$ 164,200.00
d. \$25,000.01 - \$100,000.00	5	\$ 164,463.38
e. \$100,000.01 - \$500,000.00	1	\$ 176,100.00
f. Over \$500,000.00	0	\$ -
Sub-Total to Date	95	\$ 753,863.38
3. Lost Earnings or Profits		
a. \$0.01 - \$5,000.00	40,147	\$ 117,156,400.00
b. \$5,000.01 - \$10,000.00	33,367	\$ 251,341,600.00
c. \$10,000.01 - \$25,000.00	32,092	\$ 506,691,150.00
d. \$25,000.01 - \$100,000.00	13,059	\$ 601,410,565.00
e. \$100,000.01 - \$500,000.00	1,999	\$ 360,828,000.00
f. Over \$500,000.00	50	\$ 79,393,576.00
Sub-Total to Date	120,714	\$ 1,916,821,291.00

GCCF Program Statistics - Overall Summary (as of November 20, 2010, 5:05 PM ET)

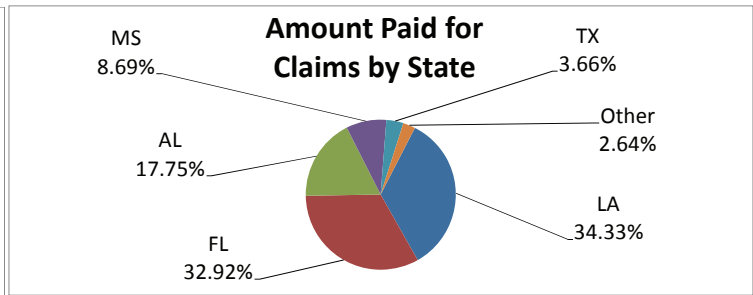
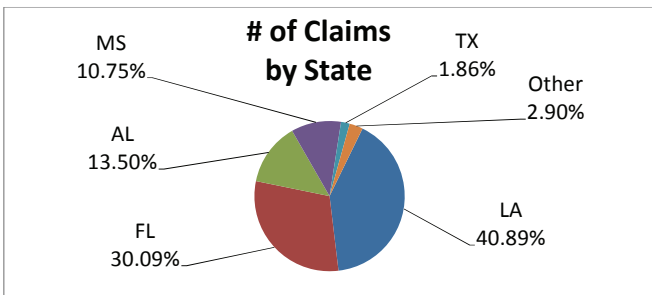
Claims by Category and Amount (Claimants may have more than one Claim Type)

Claims by Category and Amount	No. of Claims Paid	Amount Paid
4. Loss of Subsistence Use of Natural Resources		
a. \$0.01 - \$5,000.00	5	\$ 13,000.00
b. \$5,000.01 - \$10,000.00	0	\$ -
c. \$10,000.01 - \$25,000.00	0	\$ -
d. \$25,000.01 - \$100,000.00	0	\$ -
e. \$100,000.01 - \$500,000.00	0	\$ -
f. Over \$500,000.00	0	\$ -
Sub-Total to Date	5	\$ 13,000.00
5. Physical Injury / Death		
a. \$0.01 - \$5,000.00	18	\$ 14,336.50
b. \$5,000.01 - \$10,000.00	0	\$ -
c. \$10,000.01 - \$25,000.00	0	\$ -
d. \$25,000.01 - \$100,000.00	0	\$ -
e. \$100,000.01 - \$500,000.00	0	\$ -
f. Over \$500,000.00	0	\$ -
Sub-Total to Date	18	\$ 14,336.50
6. Other Claims		
a. \$0.01 - \$5,000.00	0	\$ -
b. \$5,000.01 - \$10,000.00	0	\$ -
c. \$10,000.01 - \$25,000.00	0	\$ -
d. \$25,000.01 - \$100,000.00	0	\$ -
e. \$100,000.01 - \$500,000.00	0	\$ -
f. Over \$500,000.00	0	\$ -
Sub-Total to Date	0	\$ -
Total to Date	120,832	\$ 1,917,602,490.88

GCCF Program Statistics - Overall Summary
(as of November 20, 2010, 5:05 PM ET)

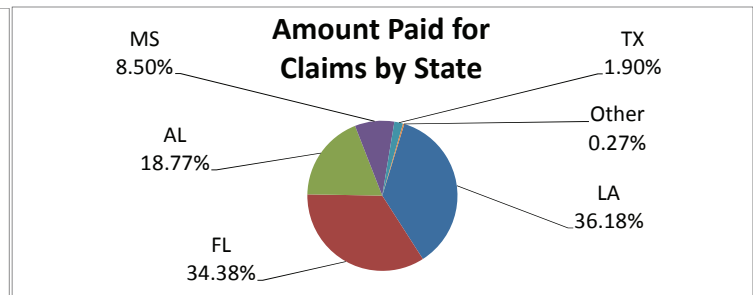
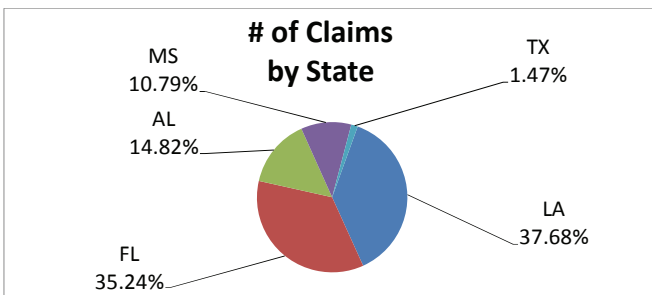
Claims by State of Residence
(Claimants may have more than one Claim Type)

Claim State of Residence	Claims Submitted	No. of Claims Paid	Amount Paid
Louisiana	191,549	41,774	\$ 658,403,850.00
Florida	140,949	42,090	\$ 631,269,576.00
Alabama	63,228	19,355	\$ 340,418,228.38
Mississippi	50,347	10,997	\$ 166,674,336.50
Texas	8,723	2,075	\$ 70,145,900.00
Others	13,597	4,541	\$ 50,690,600.00
Total to Date	468,393	120,832	\$ 1,917,602,490.88



Claims by State of Loss
(Claimants may have more than one Claim Type)

Claim State of Loss	Claims Submitted	No. of Claims Paid	Amount Paid
Louisiana	98,140	42,280	\$ 693,790,115.00
Florida	91,802	45,286	\$ 659,360,776.00
Alabama	38,605	20,931	\$ 359,912,100.00
Mississippi	28,108	10,612	\$ 162,930,400.00
Texas	3,836	1,437	\$ 36,342,900.00
Other State / Pending Location Verification		286	\$ 5,266,199.88
Total to Date		120,832	\$ 1,917,602,490.88



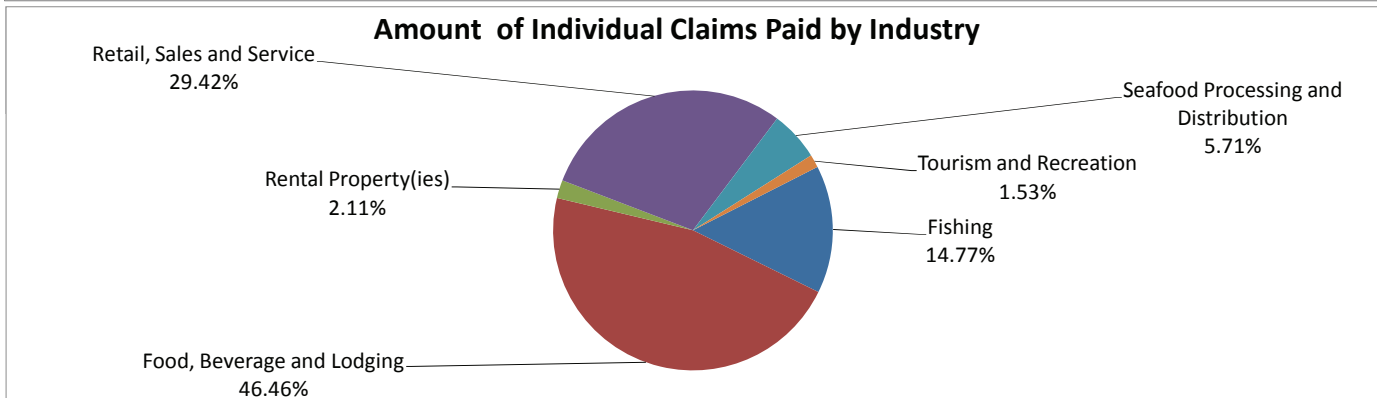
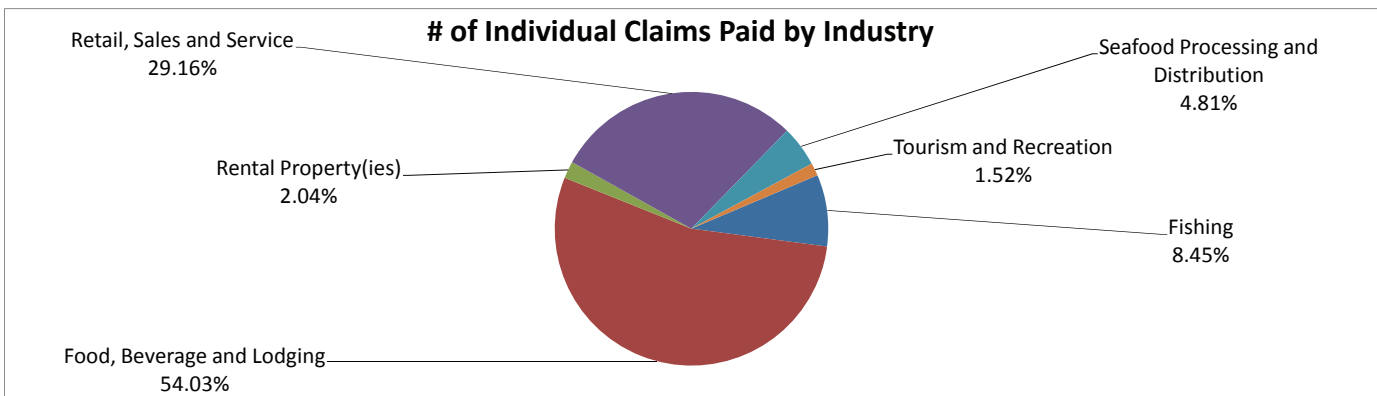
GCCCF Program Statistics - Overall Summary

(as of November 20, 2010, 5:05 PM ET)

Individual Lost Earnings or Profits Claims Paid by Industry

(Claimants may have more than one Claim Type)

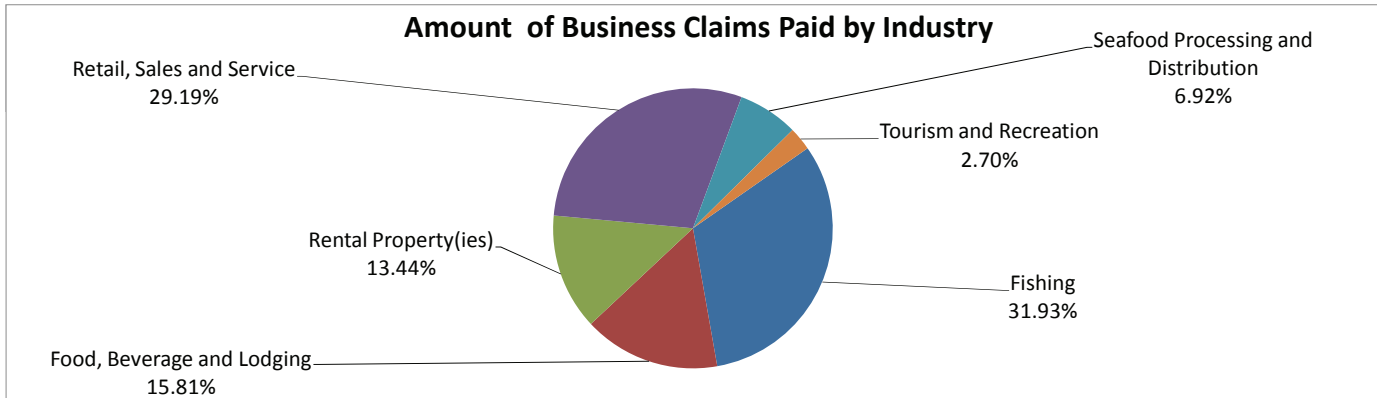
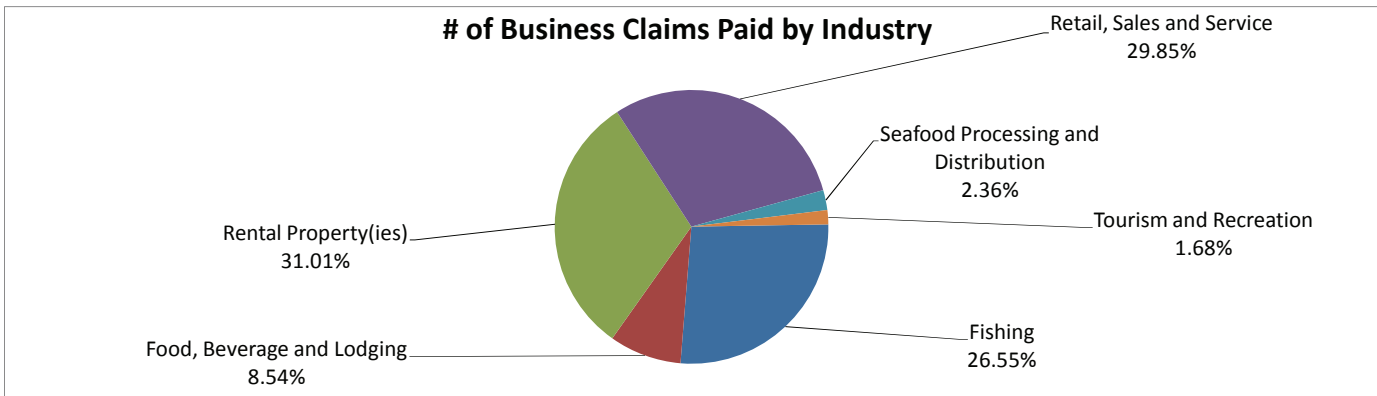
Claims by Amount	No. of Claims Paid	Amount Paid
Fishing	7,488	\$ 121,440,700.00
Food, Beverage and Lodging	47,899	\$ 382,055,000.00
Rental Property(ies)	1,809	\$ 17,363,400.00
Retail, Sales and Service	25,849	\$ 241,878,900.00
Seafood Processing and Distribution	4,267	\$ 46,969,715.00
Tourism and Recreation	1,344	\$ 12,560,900.00
Total to Date	88,656	\$ 822,268,615.00




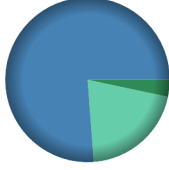



GCCF Program Statistics - Overall Summary
(as of November 20, 2010, 5:05 PM ET)

Business Lost Earnings or Profits Claims Paid by Industry
(Claimants may have more than one Claim Type)


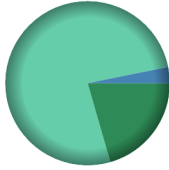



Claims by Amount	No. of Claims Paid	Amount Paid
Fishing	8,513	\$ 349,495,400.00
Food, Beverage and Lodging	2,738	\$ 173,060,600.00
Rental Property(ies)	9,942	\$ 147,160,576.00
Retail, Sales and Service	9,570	\$ 319,510,200.00
Seafood Processing and Distribution	758	\$ 75,746,100.00
Tourism and Recreation	537	\$ 29,579,800.00
Total to Date	32,058	\$ 1,094,552,676.00





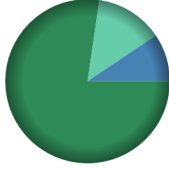


GCCF Program Statistics - Overall Summary (as of November 20, 2010, 5:05 PM ET)

County Name	Residents	Claimant Type	Claims Paid	Amount Paid	Payments in County
Autauga (Alabama)	45	<u>Claimant Type</u>	<u>Claims Paid</u>	<u>Amount Paid</u>	Payments in County  <ul style="list-style-type: none"> ■ Resident ■ Both
		Resident of County	13	\$112,400.00	
		Resident and Loss in County	1	\$2,300.00	
		Totals:	14	\$114,700.00	
Baldwin (Alabama)	24,373	<u>Claimant Type</u>	<u>Claims Paid</u>	<u>Amount Paid</u>	Payments in County  <ul style="list-style-type: none"> ■ Resident ■ Loss ■ Both
		Resident of County	526	\$8,148,363.38	
		Resident and Loss in County	9,030	\$186,128,300.00	
		Claim Loss in County	4,155	\$49,964,300.00	
Totals:	13,711	\$244,240,963.38			
Barbour (Alabama)	16	<u>Claimant Type</u>	<u>Claims Paid</u>	<u>Amount Paid</u>	Payments in County  <ul style="list-style-type: none"> ■ Resident ■ Both
		Resident of County	2	\$25,600.00	
		Resident and Loss in County	2	\$91,300.00	
		Totals:	4	\$116,900.00	
Bibb (Alabama)	10	<u>Claimant Type</u>	<u>Claims Paid</u>	<u>Amount Paid</u>	Payments in County  <ul style="list-style-type: none"> ■ Resident
		Resident of County	6	\$26,700.00	
		Totals:	6	\$26,700.00	
Blount (Alabama)	12	<u>Claimant Type</u>	<u>Claims Paid</u>	<u>Amount Paid</u>	Payments in County  <ul style="list-style-type: none"> ■ Resident
		Resident of County	3	\$14,200.00	
		Totals:	3	\$14,200.00	

GCCF Program Statistics - Overall Summary (as of November 20, 2010, 5:05 PM ET)

County (Alabama)	Total Claims	Claimant Type	Claims Paid	Amount Paid	Payments in County
Bullock (Alabama)	7	<u>Claimant Type</u>	<u>Claims Paid</u>	<u>Amount Paid</u>	Payments in County  <ul style="list-style-type: none"> Resident
		Resident of County	2	\$19,700.00	
		Totals:	2	\$19,700.00	
Butler (Alabama)	29	<u>Claimant Type</u>	<u>Claims Paid</u>	<u>Amount Paid</u>	Payments in County  <ul style="list-style-type: none"> Resident Loss Both
		Resident of County	4	\$34,800.00	
		Resident and Loss in County	1	\$5,400.00	
		Claim Loss in County	2	\$129,200.00	
Totals:	7	\$169,400.00			
Calhoun (Alabama)	85	<u>Claimant Type</u>	<u>Claims Paid</u>	<u>Amount Paid</u>	Payments in County  <ul style="list-style-type: none"> Resident
		Resident of County	22	\$224,500.00	
		Totals:	22	\$224,500.00	
Chambers (Alabama)	10	<u>Claimant Type</u>	<u>Claims Paid</u>	<u>Amount Paid</u>	Payments in County  <ul style="list-style-type: none"> Resident
		Resident of County	2	\$27,000.00	
		Totals:	2	\$27,000.00	
Cherokee (Alabama)	9	<u>Claimant Type</u>	<u>Claims Paid</u>	<u>Amount Paid</u>	Payments in County  <ul style="list-style-type: none"> Resident
		Resident of County	5	\$43,100.00	
		Totals:	5	\$43,100.00	

GCCF Program Statistics - Overall Summary (as of November 20, 2010, 5:05 PM ET)

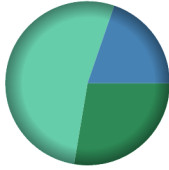




County (Alabama)	Total Claims	Claimant Type	Claims Paid	Amount Paid	Payments in County
Chilton (Alabama)	20	<u>Claimant Type</u>	<u>Claims Paid</u>	<u>Amount Paid</u>	Payments in County  <ul style="list-style-type: none"> ■ Resident ■ Both
		Resident of County	4	\$38,300.00	
		Resident and Loss in County	2	\$79,900.00	
		Totals:	6	\$118,200.00	
Choctaw (Alabama)	31	<u>Claimant Type</u>	<u>Claims Paid</u>	<u>Amount Paid</u>	Payments in County  <ul style="list-style-type: none"> ■ Resident ■ Both
		Resident of County	2	\$11,000.00	
		Resident and Loss in County	1	\$68,400.00	
		Totals:	3	\$79,400.00	
Clarke (Alabama)	219	<u>Claimant Type</u>	<u>Claims Paid</u>	<u>Amount Paid</u>	Payments in County  <ul style="list-style-type: none"> ■ Resident ■ Loss ■ Both
		Resident of County	30	\$291,800.00	
		Resident and Loss in County	4	\$35,600.00	
		Claim Loss in County	4	\$50,100.00	
Totals:	38	\$377,500.00			
Clay (Alabama)	7	<u>Claimant Type</u>	<u>Claims Paid</u>	<u>Amount Paid</u>	Payments in County  <ul style="list-style-type: none"> ■ Resident
		Resident of County	4	\$55,200.00	
		Totals:	4	\$55,200.00	
Cleburne (Alabama)	3	<u>Claimant Type</u>	<u>Claims Paid</u>	<u>Amount Paid</u>	Payments in County  <ul style="list-style-type: none"> ■ Resident
		Resident of County	1	\$3,000.00	
		Totals:	1	\$3,000.00	

GCCF Program Statistics - Overall Summary

(as of November 20, 2010, 5:05 PM ET)

County (Alabama)	Total Claims	Claimant Type	Claims Paid	Amount Paid	Payments in County
Coffee	47				 <ul style="list-style-type: none"> Resident Both
		Resident of County	10	\$84,500.00	
		Resident and Loss in County	1	\$3,000.00	
		Totals:	11	\$87,500.00	
Colbert	41				 <ul style="list-style-type: none"> Resident
		Resident of County	24	\$244,400.00	
		Totals:	24	\$244,400.00	
Conecuh	29				 <ul style="list-style-type: none"> Resident
		Resident of County	5	\$51,700.00	
		Totals:	5	\$51,700.00	
Coosa	6				 <ul style="list-style-type: none"> Resident Both
		Resident of County	4	\$42,700.00	
		Resident and Loss in County	1	\$150,000.00	
		Totals:	5	\$192,700.00	
Covington	104				 <ul style="list-style-type: none"> Resident Loss Both
		Resident of County	30	\$593,800.00	
		Resident and Loss in County	3	\$97,800.00	
		Claim Loss in County	2	\$109,500.00	
		Totals:	35	\$801,100.00	

GCCF Program Statistics - Overall Summary (as of November 20, 2010, 5:05 PM ET)

County (Alabama)	Total Claims	Claimant Type	Claims Paid	Amount Paid	Payments in County
Crenshaw (Alabama)	23	<u>Claimant Type</u>	<u>Claims Paid</u>	<u>Amount Paid</u>	 <ul style="list-style-type: none"> ■ Resident ■ Loss ■ Both
		Resident of County	1	\$2,100.00	
		Resident and Loss in County	1	\$1,500.00	
		Claim Loss in County	1	\$4,000.00	
Totals:	3	\$7,600.00			
Cullman (Alabama)	58	<u>Claimant Type</u>	<u>Claims Paid</u>	<u>Amount Paid</u>	 <ul style="list-style-type: none"> ■ Resident
		Resident of County	37	\$352,300.00	
		Totals:	37	\$352,300.00	
Dale (Alabama)	50	<u>Claimant Type</u>	<u>Claims Paid</u>	<u>Amount Paid</u>	 <ul style="list-style-type: none"> ■ Resident ■ Both
		Resident of County	9	\$70,100.00	
		Resident and Loss in County	1	\$37,600.00	
		Totals:	10	\$107,700.00	
Dallas (Alabama)	53	<u>Claimant Type</u>	<u>Claims Paid</u>	<u>Amount Paid</u>	 <ul style="list-style-type: none"> ■ Resident ■ Both
		Resident of County	10	\$108,600.00	
		Resident and Loss in County	1	\$15,000.00	
		Totals:	11	\$123,600.00	
Dekalb (Alabama)	21	<u>Claimant Type</u>	<u>Claims Paid</u>	<u>Amount Paid</u>	 <ul style="list-style-type: none"> ■ Resident ■ Loss
		Resident of County	14	\$146,700.00	
		Claim Loss in County	1	\$10,800.00	
		Totals:	15	\$157,500.00	

GCCF Program Statistics - Overall Summary






(as of November 20, 2010, 5:05 PM ET)

County (Alabama)	Total Claims	Claimant Type	Claims Paid	Amount Paid	Payments in County
Elmore (Alabama)	59	<u>Claimant Type</u>	<u>Claims Paid</u>	<u>Amount Paid</u>	Payments in County
		Resident of County	22	\$232,100.00	
		Resident and Loss in County	1	\$19,200.00	
		Totals:	23	\$251,300.00	
Escambia (Alabama)	343	<u>Claimant Type</u>	<u>Claims Paid</u>	<u>Amount Paid</u>	Payments in County
		Resident of County	53	\$728,500.00	
		Resident and Loss in County	10	\$99,600.00	
		Claim Loss in County	8	\$140,500.00	
Totals:	71	\$968,600.00			
Etowah (Alabama)	74	<u>Claimant Type</u>	<u>Claims Paid</u>	<u>Amount Paid</u>	Payments in County
		Resident of County	32	\$482,200.00	
		Totals:	32	\$482,200.00	
Fayette (Alabama)	14	<u>Claimant Type</u>	<u>Claims Paid</u>	<u>Amount Paid</u>	Payments in County
		Resident of County	12	\$75,200.00	
		Totals:	12	\$75,200.00	
Franklin (Alabama)	9	<u>Claimant Type</u>	<u>Claims Paid</u>	<u>Amount Paid</u>	Payments in County
		Resident of County	7	\$65,900.00	
		Totals:	7	\$65,900.00	



GCCF Program Statistics - Overall Summary (as of November 20, 2010, 5:05 PM ET)

County (Alabama)	Total Claims	Claimant Type	Claims Paid	Amount Paid	Payments in County
Geneva (Alabama)	69	<u>Claimant Type</u>	<u>Claims Paid</u>	<u>Amount Paid</u>	Payments in County  <ul style="list-style-type: none"> Resident
		Resident of County	17	\$150,800.00	
		Totals:	17	\$150,800.00	
Greene (Alabama)	5	<u>Claimant Type</u>	<u>Claims Paid</u>	<u>Amount Paid</u>	Payments in County  <ul style="list-style-type: none"> Resident
		Resident of County	4	\$22,900.00	
		Totals:	4	\$22,900.00	
Hale (Alabama)	15	<u>Claimant Type</u>	<u>Claims Paid</u>	<u>Amount Paid</u>	Payments in County  <ul style="list-style-type: none"> Resident Both
		Resident of County	8	\$147,900.00	
		Resident and Loss in County	1	\$100,000.00	
Totals:	9	\$247,900.00			
Henry (Alabama)	15	<u>Claimant Type</u>	<u>Claims Paid</u>	<u>Amount Paid</u>	Payments in County  <ul style="list-style-type: none"> Resident
		Resident of County	3	\$15,600.00	
		Totals:	3	\$15,600.00	
Houston (Alabama)	171	<u>Claimant Type</u>	<u>Claims Paid</u>	<u>Amount Paid</u>	Payments in County  <ul style="list-style-type: none"> Resident Loss Both
		Resident of County	33	\$229,900.00	
		Resident and Loss in County	3	\$205,900.00	
		Claim Loss in County	1	\$6,000.00	
Totals:	37	\$441,800.00			

GCCF Program Statistics - Overall Summary (as of November 20, 2010, 5:05 PM ET)


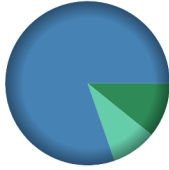

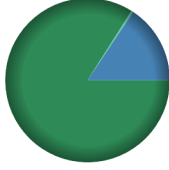

County (Alabama)	Total Claims	Claimant Type	Claims Paid	Amount Paid	Payments in County
Jackson (Alabama)	21	<u>Claimant Type</u>	<u>Claims Paid</u>	<u>Amount Paid</u>	Payments in County  <ul style="list-style-type: none"> ■ Resident ■ Loss
		Resident of County	10	\$104,700.00	
		Claim Loss in County	1	\$14,500.00	
		Totals:	11	\$119,200.00	
Jefferson (Alabama)	730	<u>Claimant Type</u>	<u>Claims Paid</u>	<u>Amount Paid</u>	Payments in County  <ul style="list-style-type: none"> ■ Resident ■ Loss ■ Both
		Resident of County	337	\$3,863,300.00	
		Resident and Loss in County	6	\$107,500.00	
		Claim Loss in County	3	\$55,800.00	
Totals:	346	\$4,026,600.00			
Lauderdale (Alabama)	42	<u>Claimant Type</u>	<u>Claims Paid</u>	<u>Amount Paid</u>	Payments in County  <ul style="list-style-type: none"> ■ Resident
		Resident of County	17	\$158,300.00	
		Totals:	17	\$158,300.00	
Lawrence (Alabama)	6	<u>Claimant Type</u>	<u>Claims Paid</u>	<u>Amount Paid</u>	Payments in County  <ul style="list-style-type: none"> ■ Resident ■ Loss
		Resident of County	2	\$21,200.00	
		Claim Loss in County	1	\$1,400.00	
		Totals:	3	\$22,600.00	
Lee (Alabama)	107	<u>Claimant Type</u>	<u>Claims Paid</u>	<u>Amount Paid</u>	Payments in County  <ul style="list-style-type: none"> ■ Resident
		Resident of County	41	\$388,000.00	
		Totals:	41	\$388,000.00	

GCCF Program Statistics - Overall Summary (as of November 20, 2010, 5:05 PM ET)

County (Alabama)	Total Claims	Claimant Type	Claims Paid	Amount Paid	Payments in County
Limestone (Alabama)	46	<u>Claimant Type</u>	<u>Claims Paid</u>	<u>Amount Paid</u>	Payments in County  <ul style="list-style-type: none"> Resident
		Resident of County	30	\$439,200.00	
		Totals:	30	\$439,200.00	
Macon (Alabama)	6	<u>Claimant Type</u>	<u>Claims Paid</u>	<u>Amount Paid</u>	Payments in County  <ul style="list-style-type: none"> Resident
		Resident of County	2	\$7,500.00	
		Totals:	2	\$7,500.00	
Madison (Alabama)	306	<u>Claimant Type</u>	<u>Claims Paid</u>	<u>Amount Paid</u>	Payments in County  <ul style="list-style-type: none"> Resident Loss Both
		Resident of County	145	\$1,686,100.00	
		Resident and Loss in County	5	\$56,600.00	
		Claim Loss in County	2	\$6,100.00	
		Totals:	152	\$1,748,800.00	
Marengo (Alabama)	30	<u>Claimant Type</u>	<u>Claims Paid</u>	<u>Amount Paid</u>	Payments in County  <ul style="list-style-type: none"> Resident
		Resident of County	12	\$87,200.00	
		Totals:	12	\$87,200.00	
Marion (Alabama)	6	<u>Claimant Type</u>	<u>Claims Paid</u>	<u>Amount Paid</u>	Payments in County  <ul style="list-style-type: none"> Resident
		Resident of County	1	\$1,200.00	
		Totals:	1	\$1,200.00	

GCCF Program Statistics - Overall Summary






(as of November 20, 2010, 5:05 PM ET)

County (Alabama)	Total Claims	Claimant Type	Claims Paid	Amount Paid	Payments in County
Marshall (Alabama)	53	<u>Claimant Type</u>	<u>Claims Paid</u>	<u>Amount Paid</u>	Payments in County  <ul style="list-style-type: none"> ■ Resident ■ Both
		Resident of County	28	\$387,700.00	
		Resident and Loss in County	1	\$37,200.00	
		Totals:	29	\$424,900.00	
Mobile (Alabama)	32,411	<u>Claimant Type</u>	<u>Claims Paid</u>	<u>Amount Paid</u>	Payments in County  <ul style="list-style-type: none"> ■ Resident ■ Loss ■ Both
		Resident of County	1,086	\$14,691,265.00	
		Resident and Loss in County	6,955	\$109,100,700.00	
		Claim Loss in County	675	\$12,039,500.00	
Totals:	8,716	\$135,831,465.00			
Monroe (Alabama)	117	<u>Claimant Type</u>	<u>Claims Paid</u>	<u>Amount Paid</u>	Payments in County  <ul style="list-style-type: none"> ■ Resident ■ Both
		Resident of County	39	\$625,000.00	
		Resident and Loss in County	11	\$145,400.00	
		Totals:	50	\$770,400.00	
Montgomery (Alabama)	300	<u>Claimant Type</u>	<u>Claims Paid</u>	<u>Amount Paid</u>	Payments in County  <ul style="list-style-type: none"> ■ Resident ■ Loss ■ Both
		Resident of County	101	\$1,922,300.00	
		Resident and Loss in County	9	\$358,100.00	
		Claim Loss in County	2	\$8,600.00	
Totals:	112	\$2,289,000.00			
Morgan (Alabama)	93	<u>Claimant Type</u>	<u>Claims Paid</u>	<u>Amount Paid</u>	Payments in County  <ul style="list-style-type: none"> ■ Resident ■ Both
		Resident of County	53	\$559,800.00	
		Resident and Loss in County	1	\$2,400.00	
		Totals:	54	\$562,200.00	

GCCF Program Statistics - Overall Summary (as of November 20, 2010, 5:05 PM ET)

County (Alabama)	Total Claims	Claimant Type	Claims Paid	Amount Paid	Payments in County
Perry (Alabama)	4	<u>Claimant Type</u>	<u>Claims Paid</u>	<u>Amount Paid</u>	Payments in County  Loss
		Claim Loss in County	1	\$35,000.00	
		Totals:	1	\$35,000.00	
Pickens (Alabama)	13	<u>Claimant Type</u>	<u>Claims Paid</u>	<u>Amount Paid</u>	Payments in County  Resident
		Resident of County	5	\$74,500.00	
		Totals:	5	\$74,500.00	
Pike (Alabama)	40	<u>Claimant Type</u>	<u>Claims Paid</u>	<u>Amount Paid</u>	Payments in County  Resident
		Resident of County	8	\$53,000.00	
		Totals:	8	\$53,000.00	
Randolph (Alabama)	7	<u>Claimant Type</u>	<u>Claims Paid</u>	<u>Amount Paid</u>	Payments in County  Resident
		Resident of County	4	\$50,300.00	
		Totals:	4	\$50,300.00	
Russell (Alabama)	26	<u>Claimant Type</u>	<u>Claims Paid</u>	<u>Amount Paid</u>	Payments in County  Resident
		Resident of County	4	\$42,200.00	
		Totals:	4	\$42,200.00	

GCCF Program Statistics - Overall Summary (as of November 20, 2010, 5:05 PM ET)

County (Alabama)	Total Claims	Claimant Type	Claims Paid	Amount Paid	Payments in County
Shelby (Alabama)	270	<u>Claimant Type</u>	<u>Claims Paid</u>	<u>Amount Paid</u>	Payments in County  <ul style="list-style-type: none"> ■ Resident ■ Loss ■ Both
		Resident of County	127	\$1,493,700.00	
		Resident and Loss in County	2	\$23,500.00	
		Claim Loss in County	1	\$28,800.00	
Totals:	130	\$1,546,000.00			
St. Clair (Alabama)	48	<u>Claimant Type</u>	<u>Claims Paid</u>	<u>Amount Paid</u>	Payments in County  <ul style="list-style-type: none"> ■ Resident ■ Both
		Resident of County	24	\$336,000.00	
		Resident and Loss in County	1	\$32,700.00	
		Totals:	25	\$368,700.00	
Sumter (Alabama)	10	<u>Claimant Type</u>	<u>Claims Paid</u>	<u>Amount Paid</u>	Payments in County  <ul style="list-style-type: none"> ■ Resident
		Resident of County	1	\$46,200.00	
		Totals:	1	\$46,200.00	
Talladega (Alabama)	53	<u>Claimant Type</u>	<u>Claims Paid</u>	<u>Amount Paid</u>	Payments in County  <ul style="list-style-type: none"> ■ Resident
		Resident of County	23	\$136,600.00	
		Totals:	23	\$136,600.00	
Tallapoosa (Alabama)	26	<u>Claimant Type</u>	<u>Claims Paid</u>	<u>Amount Paid</u>	Payments in County  <ul style="list-style-type: none"> ■ Resident
		Resident of County	10	\$65,300.00	
		Totals:	10	\$65,300.00	


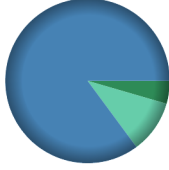
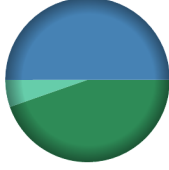
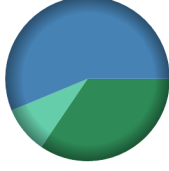
GCCF Program Statistics - Overall Summary

(as of November 20, 2010, 5:05 PM ET)

County (Alabama)	Total Claims	Claimant Type	Claims Paid	Amount Paid	Payments in County
Tuscaloosa	251	Resident of County	126	\$1,169,500.00	
		Resident and Loss in County	2	\$22,000.00	
		Claim Loss in County	2	\$49,000.00	
		Totals:	130	\$1,240,500.00	
Unknown	122	Resident of County	42	\$1,163,600.00	
		Totals:	42	\$1,163,600.00	
		Resident of County	42	\$1,163,600.00	
Walker	39	Resident of County	18	\$217,700.00	
		Resident and Loss in County	1	\$9,500.00	
		Claim Loss in County	2	\$28,000.00	
		Totals:	21	\$255,200.00	
Washington	259	Resident of County	19	\$219,100.00	
		Resident and Loss in County	1	\$15,000.00	
		Claim Loss in County	5	\$112,600.00	
		Totals:	25	\$346,700.00	
Wilcox	55	Resident of County	11	\$172,600.00	
		Resident and Loss in County	3	\$67,000.00	
		Totals:	14	\$239,600.00	

GCCF Program Statistics - Overall Summary

(as of November 20, 2010, 5:05 PM ET)

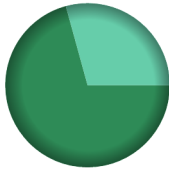
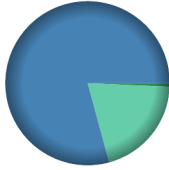
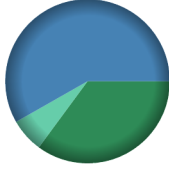
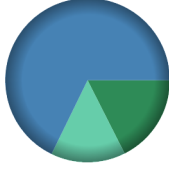

County	Total Claims	Claimant Type	Claims Paid	Amount Paid	Payments in County
Winston (Alabama)	15	<u>Claimant Type</u>	<u>Claims Paid</u>	<u>Amount Paid</u>	Payments in County  <ul style="list-style-type: none"> Resident
		Resident of County	6	\$193,200.00	
		Totals:	6	\$193,200.00	
		Aachua (Florida)	105	<u>Claimant Type</u>	
Resident of County	20			\$156,500.00	
Resident and Loss in County	5			\$145,600.00	
Claim Loss in County	1			\$12,000.00	
Totals:	26	\$314,100.00			
Bay (Florida)	31,770	<u>Claimant Type</u>	<u>Claims Paid</u>	<u>Amount Paid</u>	Payments in County  <ul style="list-style-type: none"> Resident Loss Both
		Resident of County	609	\$7,291,500.00	
		Resident and Loss in County	10,362	\$138,237,876.00	
		Claim Loss in County	1,670	\$16,851,500.00	
Totals:	12,641	\$162,380,876.00			
Brevard (Florida)	167	<u>Claimant Type</u>	<u>Claims Paid</u>	<u>Amount Paid</u>	Payments in County  <ul style="list-style-type: none"> Resident Loss Both
		Resident of County	13	\$254,100.00	
		Resident and Loss in County	8	\$284,600.00	
		Claim Loss in County	2	\$30,300.00	
Totals:	23	\$569,000.00			
Broward (Florida)	923	<u>Claimant Type</u>	<u>Claims Paid</u>	<u>Amount Paid</u>	Payments in County  <ul style="list-style-type: none"> Resident Loss Both
		Resident of County	27	\$933,400.00	
		Resident and Loss in County	9	\$1,522,300.00	
		Claim Loss in County	11	\$249,700.00	
Totals:	47	\$2,705,400.00			

GCCF Program Statistics - Overall Summary (as of November 20, 2010, 5:05 PM ET)

County (Florida)	Total Claims	Claimant Type	Claims Paid	Amount Paid	Payments in County
Calhoun (Florida)	179	<u>Claimant Type</u>	<u>Claims Paid</u>	<u>Amount Paid</u>	<ul style="list-style-type: none"> ■ Resident ■ Loss ■ Both
		Resident of County	27	\$294,500.00	
		Resident and Loss in County	1	\$6,000.00	
		Claim Loss in County	1	\$4,200.00	
Totals:	29	\$304,700.00			
Charlotte (Florida)	289	<u>Claimant Type</u>	<u>Claims Paid</u>	<u>Amount Paid</u>	<ul style="list-style-type: none"> ■ Resident ■ Loss ■ Both
		Resident of County	8	\$109,000.00	
		Resident and Loss in County	28	\$1,047,900.00	
		Claim Loss in County	10	\$75,100.00	
Totals:	46	\$1,232,000.00			
Citrus (Florida)	253	<u>Claimant Type</u>	<u>Claims Paid</u>	<u>Amount Paid</u>	<ul style="list-style-type: none"> ■ Resident ■ Loss ■ Both
		Resident of County	24	\$427,900.00	
		Resident and Loss in County	85	\$1,399,400.00	
		Claim Loss in County	7	\$162,700.00	
Totals:	116	\$1,990,000.00			
Clay (Florida)	62	<u>Claimant Type</u>	<u>Claims Paid</u>	<u>Amount Paid</u>	<ul style="list-style-type: none"> ■ Resident ■ Loss ■ Both
		Resident of County	5	\$26,600.00	
		Resident and Loss in County	1	\$125,000.00	
		Claim Loss in County	1	\$18,700.00	
Totals:	7	\$170,300.00			
Collier (Florida)	11,889	<u>Claimant Type</u>	<u>Claims Paid</u>	<u>Amount Paid</u>	<ul style="list-style-type: none"> ■ Resident ■ Loss ■ Both
		Resident of County	57	\$538,700.00	
		Resident and Loss in County	896	\$9,862,000.00	
		Claim Loss in County	27	\$156,500.00	
Totals:	980	\$10,557,200.00			

GCCF Program Statistics - Overall Summary

(as of November 20, 2010, 5:05 PM ET)

County (Florida)	Total Claims	Claimant Type	Claims Paid	Amount Paid	Payments in County
Columbia (Florida)	25	<u>Claimant Type</u>	<u>Claims Paid</u>	<u>Amount Paid</u>	 <ul style="list-style-type: none"> ■ Resident ■ Both
		Resident of County	5	\$96,700.00	
		Resident and Loss in County	1	\$40,000.00	
		Totals:	6	\$136,700.00	
Dixie (Florida)	33	<u>Claimant Type</u>	<u>Claims Paid</u>	<u>Amount Paid</u>	 <ul style="list-style-type: none"> ■ Resident ■ Loss ■ Both
		Resident of County	1	\$3,000.00	
		Resident and Loss in County	12	\$353,400.00	
		Claim Loss in County	4	\$89,700.00	
Totals:	17	\$446,100.00			
Duval (Florida)	423	<u>Claimant Type</u>	<u>Claims Paid</u>	<u>Amount Paid</u>	 <ul style="list-style-type: none"> ■ Resident ■ Loss ■ Both
		Resident of County	41	\$719,700.00	
		Resident and Loss in County	16	\$1,194,800.00	
		Claim Loss in County	7	\$136,800.00	
Totals:	64	\$2,051,300.00			
Escambia (Florida)	19,524	<u>Claimant Type</u>	<u>Claims Paid</u>	<u>Amount Paid</u>	 <ul style="list-style-type: none"> ■ Resident ■ Loss ■ Both
		Resident of County	1,705	\$18,579,700.00	
		Resident and Loss in County	5,220	\$71,738,400.00	
		Claim Loss in County	1,203	\$15,515,900.00	
Totals:	8,128	\$105,834,000.00			
Flagler (Florida)	33	<u>Claimant Type</u>	<u>Claims Paid</u>	<u>Amount Paid</u>	 <ul style="list-style-type: none"> ■ Resident
		Resident of County	2	\$65,400.00	
		Totals:	2	\$65,400.00	

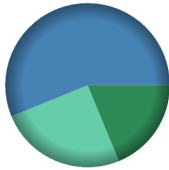
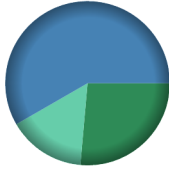
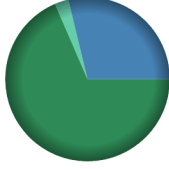

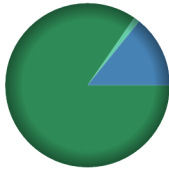
GCCF Program Statistics - Overall Summary

(as of November 20, 2010, 5:05 PM ET)

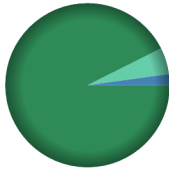


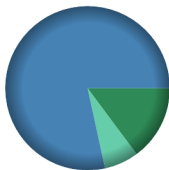
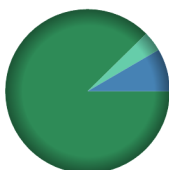
County (Florida)	Total Claims	Claimant Type	Claims Paid	Amount Paid	Payments in County
Franklin (Florida)	2,280	<u>Claimant Type</u>	<u>Claims Paid</u>	<u>Amount Paid</u>	<p>Payments in County</p> <ul style="list-style-type: none"> Resident Loss Both
		Resident of County	43	\$569,200.00	
		Resident and Loss in County	1,203	\$14,525,100.00	
		Claim Loss in County	141	\$1,950,500.00	
		Totals:	1,387	\$17,044,800.00	
Gadsden (Florida)	95	<u>Claimant Type</u>	<u>Claims Paid</u>	<u>Amount Paid</u>	<p>Payments in County</p> <ul style="list-style-type: none"> Resident Loss Both
		Resident of County	9	\$156,700.00	
		Resident and Loss in County	2	\$44,200.00	
		Claim Loss in County	1	\$6,000.00	
		Totals:	12	\$206,900.00	
Gulf (Florida)	1,796	<u>Claimant Type</u>	<u>Claims Paid</u>	<u>Amount Paid</u>	<p>Payments in County</p> <ul style="list-style-type: none"> Resident Loss Both
		Resident of County	119	\$1,268,900.00	
		Resident and Loss in County	450	\$9,180,500.00	
		Claim Loss in County	125	\$1,507,200.00	
		Totals:	694	\$11,956,600.00	
Hardee (Florida)	5	<u>Claimant Type</u>	<u>Claims Paid</u>	<u>Amount Paid</u>	<p>Payments in County</p> <ul style="list-style-type: none"> Resident
		Resident of County	1	\$15,000.00	
		Totals:	1	\$15,000.00	
Hendry (Florida)	95	<u>Claimant Type</u>	<u>Claims Paid</u>	<u>Amount Paid</u>	<p>Payments in County</p> <ul style="list-style-type: none"> Resident
		Resident of County	1	\$24,000.00	
		Totals:	1	\$24,000.00	

GCCF Program Statistics - Overall Summary

(as of November 20, 2010, 5:05 PM ET)

County (Florida)	Total Claims	Claimant Type	Claims Paid	Amount Paid	Payments in County
Hernando (Florida)	180	<u>Claimant Type</u>	<u>Claims Paid</u>	<u>Amount Paid</u>	 <ul style="list-style-type: none"> ■ Resident ■ Loss ■ Both
		Resident of County	22	\$367,600.00	
		Resident and Loss in County	45	\$1,098,200.00	
		Claim Loss in County	18	\$489,100.00	
		Totals:	85	\$1,954,900.00	
Hillsborough (Florida)	2,177	<u>Claimant Type</u>	<u>Claims Paid</u>	<u>Amount Paid</u>	 <ul style="list-style-type: none"> ■ Resident ■ Loss ■ Both
		Resident of County	76	\$1,082,900.00	
		Resident and Loss in County	109	\$2,392,800.00	
		Claim Loss in County	38	\$626,500.00	
		Totals:	223	\$4,102,200.00	
Holmes (Florida)	533	<u>Claimant Type</u>	<u>Claims Paid</u>	<u>Amount Paid</u>	 <ul style="list-style-type: none"> ■ Resident ■ Loss ■ Both
		Resident of County	122	\$1,017,000.00	
		Resident and Loss in County	27	\$427,100.00	
		Claim Loss in County	9	\$39,900.00	
		Totals:	158	\$1,484,000.00	
Indian River (Florida)	81	<u>Claimant Type</u>	<u>Claims Paid</u>	<u>Amount Paid</u>	 <ul style="list-style-type: none"> ■ Loss ■ Both
		Resident and Loss in County	3	\$157,000.00	
		Claim Loss in County	1	\$65,000.00	
		Totals:	4	\$222,000.00	
Jackson (Florida)	433	<u>Claimant Type</u>	<u>Claims Paid</u>	<u>Amount Paid</u>	 <ul style="list-style-type: none"> ■ Resident ■ Loss ■ Both
		Resident of County	42	\$572,100.00	
		Resident and Loss in County	3	\$96,000.00	
		Claim Loss in County	1	\$7,900.00	
		Totals:	46	\$676,000.00	

GCCF Program Statistics - Overall Summary (as of November 20, 2010, 5:05 PM ET)

County (Florida)	Total Claims	Claimant Type	Claims Paid	Amount Paid	Payments in County
Jefferson (Florida)	14	<u>Claimant Type</u>	<u>Claims Paid</u>	<u>Amount Paid</u>	 <ul style="list-style-type: none"> ■ Resident ■ Loss ■ Both
		Resident of County	4	\$106,200.00	
		Resident and Loss in County	2	\$2,500.00	
		Claim Loss in County	1	\$6,000.00	
Totals:	7		\$114,700.00		
Lafayette (Florida)	6	<u>Claimant Type</u>	<u>Claims Paid</u>	<u>Amount Paid</u>	 <ul style="list-style-type: none"> ■ Both
		Resident and Loss in County	1	\$226,700.00	
		Totals:	1	\$226,700.00	
Lake (Florida)	77	<u>Claimant Type</u>	<u>Claims Paid</u>	<u>Amount Paid</u>	 <ul style="list-style-type: none"> ■ Resident ■ Both
		Resident of County	9	\$84,100.00	
		Resident and Loss in County	5	\$137,900.00	
		Totals:	14	\$222,000.00	
Lee (Florida)	4,857	<u>Claimant Type</u>	<u>Claims Paid</u>	<u>Amount Paid</u>	 <ul style="list-style-type: none"> ■ Resident ■ Loss ■ Both
		Resident of County	42	\$703,600.00	
		Resident and Loss in County	220	\$3,719,100.00	
		Claim Loss in County	44	\$320,200.00	
Totals:	306	\$4,742,900.00			
Leon (Florida)	653	<u>Claimant Type</u>	<u>Claims Paid</u>	<u>Amount Paid</u>	 <ul style="list-style-type: none"> ■ Resident ■ Loss ■ Both
		Resident of County	108	\$1,944,300.00	
		Resident and Loss in County	6	\$186,600.00	
		Claim Loss in County	6	\$87,800.00	
Totals:	120	\$2,218,700.00			

GCCF Program Statistics - Overall Summary

(as of November 20, 2010, 5:05 PM ET)


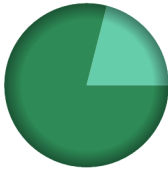

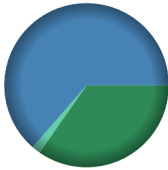
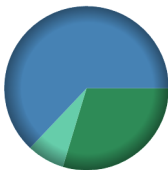
County (Florida)	Total Claims	Claimant Type	Claims Paid	Amount Paid	Payments in County
Levy (Florida)	192	<u>Claimant Type</u>	<u>Claims Paid</u>	<u>Amount Paid</u>	<p>Payments in County</p> <ul style="list-style-type: none"> Resident Loss Both
		Resident of County	10	\$229,300.00	
		Resident and Loss in County	73	\$1,923,200.00	
		Claim Loss in County	10	\$253,800.00	
		Totals:	93	\$2,406,300.00	
Liberty (Florida)	63	<u>Claimant Type</u>	<u>Claims Paid</u>	<u>Amount Paid</u>	<p>Payments in County</p> <ul style="list-style-type: none"> Resident Loss Both
		Resident of County	19	\$165,200.00	
		Resident and Loss in County	3	\$36,200.00	
		Claim Loss in County	2	\$49,600.00	
		Totals:	24	\$251,000.00	
Madison (Florida)	13	<u>Claimant Type</u>	<u>Claims Paid</u>	<u>Amount Paid</u>	<p>Payments in County</p> <ul style="list-style-type: none"> Resident Loss
		Resident of County	1	\$2,100.00	
		Claim Loss in County	2	\$21,200.00	
		Totals:	3	\$23,300.00	
Manatee (Florida)	594	<u>Claimant Type</u>	<u>Claims Paid</u>	<u>Amount Paid</u>	<p>Payments in County</p> <ul style="list-style-type: none"> Resident Loss Both
		Resident of County	23	\$512,600.00	
		Resident and Loss in County	52	\$2,115,600.00	
		Claim Loss in County	21	\$479,000.00	
		Totals:	96	\$3,107,200.00	
Marion (Florida)	96	<u>Claimant Type</u>	<u>Claims Paid</u>	<u>Amount Paid</u>	<p>Payments in County</p> <ul style="list-style-type: none"> Resident Loss Both
		Resident of County	11	\$136,700.00	
		Resident and Loss in County	2	\$29,100.00	
		Claim Loss in County	2	\$59,800.00	
		Totals:	15	\$225,600.00	

GCCF Program Statistics - Overall Summary

(as of November 20, 2010, 5:05 PM ET)

County (Florida)	Total Claims	Claimant Type	Claims Paid	Amount Paid	Payments in County
Martin (Florida)	46	<u>Claimant Type</u>	<u>Claims Paid</u>	<u>Amount Paid</u>	<p>Payments in County</p> <ul style="list-style-type: none"> Resident Loss Both
		Resident of County	2	\$27,200.00	
		Resident and Loss in County	5	\$109,500.00	
		Claim Loss in County	1	\$33,000.00	
		Totals:	8	\$169,700.00	
Miami-dade (Florida)	2,194	<u>Claimant Type</u>	<u>Claims Paid</u>	<u>Amount Paid</u>	<p>Payments in County</p> <ul style="list-style-type: none"> Resident Loss Both
		Resident of County	52	\$789,800.00	
		Resident and Loss in County	43	\$800,900.00	
		Claim Loss in County	16	\$330,700.00	
		Totals:	111	\$1,921,400.00	
Monroe (Florida)	5,485	<u>Claimant Type</u>	<u>Claims Paid</u>	<u>Amount Paid</u>	<p>Payments in County</p> <ul style="list-style-type: none"> Resident Loss Both
		Resident of County	39	\$842,500.00	
		Resident and Loss in County	861	\$20,822,600.00	
		Claim Loss in County	57	\$803,100.00	
		Totals:	957	\$22,468,200.00	
Nassau (Florida)	25	<u>Claimant Type</u>	<u>Claims Paid</u>	<u>Amount Paid</u>	<p>Payments in County</p> <ul style="list-style-type: none"> Resident Loss Both
		Resident of County	3	\$65,200.00	
		Resident and Loss in County	2	\$31,100.00	
		Claim Loss in County	2	\$33,300.00	
		Totals:	7	\$129,600.00	
Okaloosa (Florida)	25,585	<u>Claimant Type</u>	<u>Claims Paid</u>	<u>Amount Paid</u>	<p>Payments in County</p> <ul style="list-style-type: none"> Resident Loss Both
		Resident of County	1,508	\$17,831,200.00	
		Resident and Loss in County	8,366	\$134,581,500.00	
		Claim Loss in County	3,444	\$40,835,100.00	
		Totals:	13,318	\$193,247,800.00	

GCCF Program Statistics - Overall Summary (as of November 20, 2010, 5:05 PM ET)






County (Florida)	Total Claims	Claimant Type	Claims Paid	Amount Paid	Payments in County
Okeechobee (Florida)	9	<u>Claimant Type</u>	<u>Claims Paid</u>	<u>Amount Paid</u>	 <ul style="list-style-type: none"> Loss
		Claim Loss in County	1	\$5,000.00	
		Totals:	1	\$5,000.00	
Orange (Florida)	1,605	<u>Claimant Type</u>	<u>Claims Paid</u>	<u>Amount Paid</u>	 <ul style="list-style-type: none"> Resident Both
		Resident of County	68	\$858,400.00	
		Resident and Loss in County	8	\$228,600.00	
Totals:	76	\$1,087,000.00			
Osceola (Florida)	111	<u>Claimant Type</u>	<u>Claims Paid</u>	<u>Amount Paid</u>	 <ul style="list-style-type: none"> Resident
		Resident of County	5	\$41,100.00	
		Totals:	5	\$41,100.00	
Palm Beach (Florida)	635	<u>Claimant Type</u>	<u>Claims Paid</u>	<u>Amount Paid</u>	 <ul style="list-style-type: none"> Resident Loss Both
		Resident of County	20	\$248,400.00	
		Resident and Loss in County	9	\$455,500.00	
Claim Loss in County	2	\$12,200.00			
Totals:	31	\$716,100.00			
Pasco (Florida)	588	<u>Claimant Type</u>	<u>Claims Paid</u>	<u>Amount Paid</u>	 <ul style="list-style-type: none"> Resident Loss Both
		Resident of County	77	\$1,215,400.00	
		Resident and Loss in County	98	\$2,581,000.00	
Claim Loss in County	19	\$302,600.00			
Totals:	194	\$4,099,000.00			

GCCF Program Statistics - Overall Summary

(as of November 20, 2010, 5:05 PM ET)

County (Florida)	Total Claims	Claimant Type	Claims Paid	Amount Paid	Payments in County
Pinellas (Florida)	4,403	<u>Claimant Type</u>	<u>Claims Paid</u>	<u>Amount Paid</u>	<p>Payments in County</p> <ul style="list-style-type: none"> Resident Loss Both
		Resident of County	55	\$1,453,500.00	
		Resident and Loss in County	567	\$9,688,200.00	
		Claim Loss in County	119	\$1,742,900.00	
		Totals:	741	\$12,884,600.00	
Polk (Florida)	406	<u>Claimant Type</u>	<u>Claims Paid</u>	<u>Amount Paid</u>	<p>Payments in County</p> <ul style="list-style-type: none"> Resident Loss Both
		Resident of County	13	\$183,600.00	
		Resident and Loss in County	5	\$145,000.00	
		Claim Loss in County	1	\$9,200.00	
		Totals:	19	\$337,800.00	
Putnam (Florida)	16	<u>Claimant Type</u>	<u>Claims Paid</u>	<u>Amount Paid</u>	<p>Payments in County</p> <ul style="list-style-type: none"> Both
		Resident and Loss in County	2	\$51,500.00	
		Totals:	2	\$51,500.00	
Santa Rosa (Florida)	9,012	<u>Claimant Type</u>	<u>Claims Paid</u>	<u>Amount Paid</u>	<p>Payments in County</p> <ul style="list-style-type: none"> Resident Loss Both
		Resident of County	1,092	\$11,655,300.00	
		Resident and Loss in County	1,976	\$38,077,300.00	
		Claim Loss in County	1,341	\$15,082,400.00	
		Totals:	4,409	\$64,815,000.00	
Sarasota (Florida)	510	<u>Claimant Type</u>	<u>Claims Paid</u>	<u>Amount Paid</u>	<p>Payments in County</p> <ul style="list-style-type: none"> Resident Loss Both
		Resident of County	15	\$174,100.00	
		Resident and Loss in County	39	\$1,310,700.00	
		Claim Loss in County	10	\$137,800.00	
		Totals:	64	\$1,622,600.00	

GCCF Program Statistics - Overall Summary (as of November 20, 2010, 5:05 PM ET)

County (Florida)	Total Claims	Claimant Type	Claims Paid	Amount Paid	Payments in County
Seminole (Florida)	110				 <ul style="list-style-type: none"> Resident
		Resident of County	16	\$255,600.00	
		Totals:	16	\$255,600.00	
St. Johns (Florida)	60				 <ul style="list-style-type: none"> Resident Both
		Resident of County	9	\$163,300.00	
		Resident and Loss in County	4	\$76,500.00	
Totals:	13	\$239,800.00			
St. Lucie (Florida)	163				 <ul style="list-style-type: none"> Resident Both
		Resident of County	4	\$76,500.00	
		Resident and Loss in County	3	\$65,000.00	
Totals:	7	\$141,500.00			
Sumter (Florida)	17				 <ul style="list-style-type: none"> Resident
		Resident of County	8	\$179,700.00	
		Totals:	8	\$179,700.00	
Suwannee (Florida)	15				 <ul style="list-style-type: none"> Resident
		Resident of County	1	\$17,900.00	
		Totals:	1	\$17,900.00	

GCCF Program Statistics - Overall Summary

(as of November 20, 2010, 5:05 PM ET)

County (Florida)	Total Claims	Claimant Type	Claims Paid	Amount Paid	Payments in County
Taylor (Florida)	81	<u>Claimant Type</u>	<u>Claims Paid</u>	<u>Amount Paid</u>	<p>Payments in County</p> <ul style="list-style-type: none"> Resident Loss Both
		Resident of County	8	\$298,200.00	
		Resident and Loss in County	37	\$1,349,600.00	
		Claim Loss in County	1	\$4,800.00	
Totals:	46	\$1,652,600.00			
Unknown (Florida)	190	<u>Claimant Type</u>	<u>Claims Paid</u>	<u>Amount Paid</u>	<p>Payments in County</p> <ul style="list-style-type: none"> Resident
		Resident of County	40	\$792,300.00	
		Totals:	40	\$792,300.00	
Volusia (Florida)	113	<u>Claimant Type</u>	<u>Claims Paid</u>	<u>Amount Paid</u>	<p>Payments in County</p> <ul style="list-style-type: none"> Resident Loss Both
		Resident of County	7	\$190,500.00	
		Resident and Loss in County	4	\$482,000.00	
		Claim Loss in County	3	\$33,800.00	
Totals:	14	\$706,300.00			
Wakulla (Florida)	621	<u>Claimant Type</u>	<u>Claims Paid</u>	<u>Amount Paid</u>	<p>Payments in County</p> <ul style="list-style-type: none"> Resident Loss Both
		Resident of County	39	\$934,900.00	
		Resident and Loss in County	310	\$6,778,000.00	
		Claim Loss in County	27	\$689,600.00	
Totals:	376	\$8,402,500.00			
Walton (Florida)	12,104	<u>Claimant Type</u>	<u>Claims Paid</u>	<u>Amount Paid</u>	<p>Payments in County</p> <ul style="list-style-type: none"> Resident Loss Both
		Resident of County	1,071	\$17,849,800.00	
		Resident and Loss in County	3,240	\$54,148,900.00	
		Claim Loss in County	2,391	\$25,454,800.00	
Totals:	6,702	\$97,453,500.00			

GCCF Program Statistics - Overall Summary (as of November 20, 2010, 5:05 PM ET)


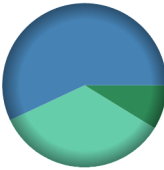



County	Total Claims	Claimant Type	Claims Paid	Amount Paid	Payments in County
Washington (Florida)	1,131	<u>Claimant Type</u>	<u>Claims Paid</u>	<u>Amount Paid</u>	<p>Payments in County</p> <ul style="list-style-type: none"> Resident Loss Both
		Resident of County	255	\$2,160,600.00	
		Resident and Loss in County	48	\$471,900.00	
		Claim Loss in County	8	\$67,500.00	
		Totals:	311	\$2,700,000.00	
Acadia (Louisiana)	157	<u>Claimant Type</u>	<u>Claims Paid</u>	<u>Amount Paid</u>	<p>Payments in County</p> <ul style="list-style-type: none"> Resident Loss Both
		Resident of County	14	\$344,600.00	
		Resident and Loss in County	10	\$367,600.00	
		Claim Loss in County	5	\$74,900.00	
		Totals:	29	\$787,100.00	
Allen (Louisiana)	53	<u>Claimant Type</u>	<u>Claims Paid</u>	<u>Amount Paid</u>	<p>Payments in County</p> <ul style="list-style-type: none"> Resident Loss
		Resident of County	1	\$30,000.00	
		Claim Loss in County	2	\$38,600.00	
		Totals:	3	\$68,600.00	
Ascension (Louisiana)	1,464	<u>Claimant Type</u>	<u>Claims Paid</u>	<u>Amount Paid</u>	<p>Payments in County</p> <ul style="list-style-type: none"> Resident Loss Both
		Resident of County	56	\$725,300.00	
		Resident and Loss in County	13	\$320,600.00	
		Claim Loss in County	2	\$20,900.00	
		Totals:	71	\$1,066,800.00	
Assumption (Louisiana)	930	<u>Claimant Type</u>	<u>Claims Paid</u>	<u>Amount Paid</u>	<p>Payments in County</p> <ul style="list-style-type: none"> Resident Loss Both
		Resident of County	42	\$715,900.00	
		Resident and Loss in County	106	\$1,326,100.00	
		Claim Loss in County	9	\$126,800.00	
		Totals:	157	\$2,168,800.00	

GCCF Program Statistics - Overall Summary (as of November 20, 2010, 5:05 PM ET)

Parish (Louisiana)	Total Claims	Claimant Type	Claims Paid	Amount Paid	Payments in County
Avoyelles (Louisiana)	123	<u>Claimant Type</u>	<u>Claims Paid</u>	<u>Amount Paid</u>	
		Resident of County	13	\$140,400.00	
		Resident and Loss in County	14	\$690,600.00	
		Claim Loss in County	3	\$46,700.00	
Totals:	30	\$877,700.00			
Beauregard (Louisiana)	27	<u>Claimant Type</u>	<u>Claims Paid</u>	<u>Amount Paid</u>	
		Resident of County	3	\$135,200.00	
		Resident and Loss in County	4	\$76,000.00	
		Totals:	7	\$211,200.00	
Bossier (Louisiana)	58	<u>Claimant Type</u>	<u>Claims Paid</u>	<u>Amount Paid</u>	
		Resident of County	5	\$62,500.00	
		Totals:	5	\$62,500.00	
Caddo (Louisiana)	159	<u>Claimant Type</u>	<u>Claims Paid</u>	<u>Amount Paid</u>	
		Resident of County	19	\$154,500.00	
		Totals:	19	\$154,500.00	
Calcasieu (Louisiana)	886	<u>Claimant Type</u>	<u>Claims Paid</u>	<u>Amount Paid</u>	
		Resident of County	119	\$3,027,300.00	
		Resident and Loss in County	94	\$2,222,700.00	
		Claim Loss in County	26	\$547,500.00	
		Totals:	239	\$5,797,500.00	

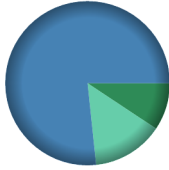



GCCF Program Statistics - Overall Summary

(as of November 20, 2010, 5:05 PM ET)

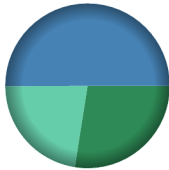
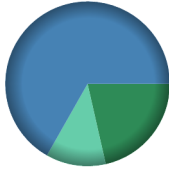
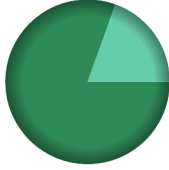
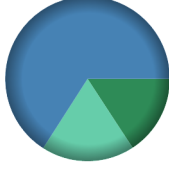
County (Louisiana)	Total Claims	Claimant Type	Claims Paid	Amount Paid	Payments in County
Caldwell	7	<u>Claimant Type</u>	<u>Claims Paid</u>	<u>Amount Paid</u>	Payments in County  <ul style="list-style-type: none"> Resident
		Resident of County	2	\$7,300.00	
		Totals:	2	\$7,300.00	
Cameron	362	<u>Claimant Type</u>	<u>Claims Paid</u>	<u>Amount Paid</u>	Payments in County  <ul style="list-style-type: none"> Resident Loss Both
		Resident of County	23	\$565,600.00	
		Resident and Loss in County	139	\$3,672,300.00	
		Claim Loss in County	86	\$2,206,100.00	
Totals:	248	\$6,444,000.00			
Catahoula	11	<u>Claimant Type</u>	<u>Claims Paid</u>	<u>Amount Paid</u>	Payments in County  <ul style="list-style-type: none"> Resident
		Resident of County	1	\$8,500.00	
		Totals:	1	\$8,500.00	
Claiborne	6	<u>Claimant Type</u>	<u>Claims Paid</u>	<u>Amount Paid</u>	Payments in County  <ul style="list-style-type: none"> Loss
		Claim Loss in County	1	\$80,400.00	
		Totals:	1	\$80,400.00	
Concordia	48	<u>Claimant Type</u>	<u>Claims Paid</u>	<u>Amount Paid</u>	Payments in County  <ul style="list-style-type: none"> Resident Both
		Resident of County	4	\$156,700.00	
		Resident and Loss in County	2	\$70,000.00	
		Totals:	6	\$226,700.00	

GCCF Program Statistics - Overall Summary

(as of November 20, 2010, 5:05 PM ET)

County (Louisiana)	Total Claims	Claimant Type	Claims Paid	Amount Paid	Payments in County
E. Baton Rouge	3,768	<u>Claimant Type</u>	<u>Claims Paid</u>	<u>Amount Paid</u>	 <ul style="list-style-type: none"> ■ Resident ■ Loss ■ Both
		Resident of County	201	\$3,194,800.00	
		Resident and Loss in County	48	\$1,359,500.00	
		Claim Loss in County	16	\$236,900.00	
Totals:	265	\$4,791,200.00			
E. Feliciana	60	<u>Claimant Type</u>	<u>Claims Paid</u>	<u>Amount Paid</u>	 <ul style="list-style-type: none"> ■ Resident ■ Loss ■ Both
		Resident of County	1	\$14,000.00	
		Resident and Loss in County	3	\$115,000.00	
		Claim Loss in County	2	\$21,000.00	
Totals:	6	\$150,000.00			
Evangeline	71	<u>Claimant Type</u>	<u>Claims Paid</u>	<u>Amount Paid</u>	 <ul style="list-style-type: none"> ■ Resident ■ Both
		Resident of County	6	\$122,900.00	
		Resident and Loss in County	4	\$70,300.00	
		Totals:	10	\$193,200.00	
Franklin	12	<u>Claimant Type</u>	<u>Claims Paid</u>	<u>Amount Paid</u>	 <ul style="list-style-type: none"> ■ Resident ■ Loss
		Resident of County	3	\$35,200.00	
		Claim Loss in County	1	\$1,000.00	
		Totals:	4	\$36,200.00	
Grant	17	<u>Claimant Type</u>	<u>Claims Paid</u>	<u>Amount Paid</u>	 <ul style="list-style-type: none"> ■ Resident ■ Loss
		Resident of County	1	\$15,500.00	
		Claim Loss in County	1	\$10,000.00	
		Totals:	2	\$25,500.00	

GCCF Program Statistics - Overall Summary (as of November 20, 2010, 5:05 PM ET)



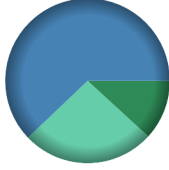

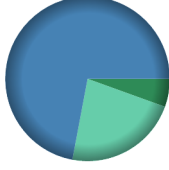
County (Louisiana)	Total Claims	Claimant Type	Claims Paid	Amount Paid	Payments in County
Iberia (Louisiana)	1,414	<u>Claimant Type</u>	<u>Claims Paid</u>	<u>Amount Paid</u>	 <ul style="list-style-type: none"> ■ Resident ■ Loss ■ Both
		Resident of County	127	\$3,588,800.00	
		Resident and Loss in County	285	\$6,536,300.00	
		Claim Loss in County	134	\$2,930,600.00	
		Totals:	546	\$13,055,700.00	
Iberville (Louisiana)	353	<u>Claimant Type</u>	<u>Claims Paid</u>	<u>Amount Paid</u>	 <ul style="list-style-type: none"> ■ Resident ■ Loss ■ Both
		Resident of County	13	\$279,300.00	
		Resident and Loss in County	58	\$869,700.00	
		Claim Loss in County	7	\$153,400.00	
		Totals:	78	\$1,302,400.00	
Jackson (Louisiana)	4	<u>Claimant Type</u>	<u>Claims Paid</u>	<u>Amount Paid</u>	 <ul style="list-style-type: none"> ■ Resident ■ Both
		Resident of County	1	\$18,600.00	
		Resident and Loss in County	1	\$4,500.00	
		Totals:	2	\$23,100.00	
		Jefferson (Louisiana)	62,908	<u>Claimant Type</u>	
Resident of County	4,239			\$47,762,100.00	
Resident and Loss in County	8,229			\$110,685,900.00	
Claim Loss in County	3,195			\$34,339,200.00	
Totals:	15,663			\$192,787,200.00	
Jefferson Davis (Louisiana)	67	<u>Claimant Type</u>	<u>Claims Paid</u>	<u>Amount Paid</u>	 <ul style="list-style-type: none"> ■ Resident ■ Loss ■ Both
		Resident of County	6	\$56,100.00	
		Resident and Loss in County	9	\$234,300.00	
		Claim Loss in County	2	\$65,000.00	
		Totals:	17	\$355,400.00	

GCCF Program Statistics - Overall Summary

(as of November 20, 2010, 5:05 PM ET)

County (Louisiana)	Total Claims	Claimant Type	Claims Paid	Amount Paid	Payments in County
Lafayette (Louisiana)	1,840	<u>Claimant Type</u>	<u>Claims Paid</u>	<u>Amount Paid</u>	<p>Payments in County</p> <ul style="list-style-type: none"> Resident Loss Both
		Resident of County	229	\$5,903,500.00	
		Resident and Loss in County	146	\$4,853,900.00	
		Claim Loss in County	96	\$2,216,500.00	
		Totals:	471	\$12,973,900.00	
Lafourche (Louisiana)	4,354	<u>Claimant Type</u>	<u>Claims Paid</u>	<u>Amount Paid</u>	<p>Payments in County</p> <ul style="list-style-type: none"> Resident Loss Both
		Resident of County	237	\$4,115,300.00	
		Resident and Loss in County	1,117	\$36,177,300.00	
		Claim Loss in County	377	\$5,955,600.00	
		Totals:	1,731	\$46,248,200.00	
Lincoln (Louisiana)	32	<u>Claimant Type</u>	<u>Claims Paid</u>	<u>Amount Paid</u>	<p>Payments in County</p> <ul style="list-style-type: none"> Resident
		Resident of County	4	\$133,100.00	
		Totals:	4	\$133,100.00	
Livingston (Louisiana)	484	<u>Claimant Type</u>	<u>Claims Paid</u>	<u>Amount Paid</u>	<p>Payments in County</p> <ul style="list-style-type: none"> Resident Loss Both
		Resident of County	50	\$1,068,100.00	
		Resident and Loss in County	22	\$861,500.00	
		Claim Loss in County	6	\$96,700.00	
		Totals:	78	\$2,026,300.00	
Madison (Louisiana)	8	<u>Claimant Type</u>	<u>Claims Paid</u>	<u>Amount Paid</u>	<p>Payments in County</p> <ul style="list-style-type: none"> Resident
		Resident of County	1	\$16,200.00	
		Totals:	1	\$16,200.00	

GCCF Program Statistics - Overall Summary (as of November 20, 2010, 5:05 PM ET)

Parish (Louisiana)	Total Claims	Claimant Type	Claims Paid	Amount Paid	Payments in County
Morehouse (Louisiana)	22	<u>Claimant Type</u>	<u>Claims Paid</u>	<u>Amount Paid</u>	Payments in County  <ul style="list-style-type: none"> Resident
		Resident of County	1	\$2,800.00	
		Totals:	1	\$2,800.00	
Natchitoches (Louisiana)	27	<u>Claimant Type</u>	<u>Claims Paid</u>	<u>Amount Paid</u>	Payments in County  <ul style="list-style-type: none"> Resident Both
		Resident of County	3	\$61,000.00	
		Resident and Loss in County	3	\$55,400.00	
		Totals:	6	\$116,400.00	
Orleans (Louisiana)	67,899	<u>Claimant Type</u>	<u>Claims Paid</u>	<u>Amount Paid</u>	Payments in County  <ul style="list-style-type: none"> Resident Loss Both
		Resident of County	2,634	\$24,650,200.00	
		Resident and Loss in County	12,444	\$129,700,000.00	
		Claim Loss in County	4,901	\$54,462,800.00	
Totals:	19,979	\$208,813,000.00			
Ouachita (Louisiana)	142	<u>Claimant Type</u>	<u>Claims Paid</u>	<u>Amount Paid</u>	Payments in County  <ul style="list-style-type: none"> Resident Both
		Resident of County	28	\$395,300.00	
		Resident and Loss in County	4	\$104,600.00	
		Totals:	32	\$499,900.00	
Plaquemines (Louisiana)	5,381	<u>Claimant Type</u>	<u>Claims Paid</u>	<u>Amount Paid</u>	Payments in County  <ul style="list-style-type: none"> Resident Loss Both
		Resident of County	177	\$4,712,100.00	
		Resident and Loss in County	1,152	\$61,582,000.00	
		Claim Loss in County	721	\$19,193,800.00	
Totals:	2,050	\$85,487,900.00			

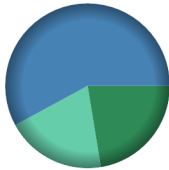

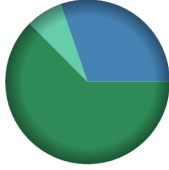
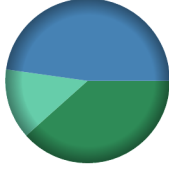
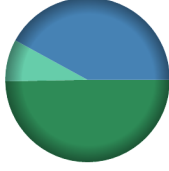
GCCF Program Statistics - Overall Summary

(as of November 20, 2010, 5:05 PM ET)

County (Louisiana)	Total Claims	Claimant Type	Claims Paid	Amount Paid	Payments in County
Pointe Coupee	50	<u>Claimant Type</u>	<u>Claims Paid</u>	<u>Amount Paid</u>	
		Resident of County	4	\$120,800.00	
		Resident and Loss in County	2	\$30,000.00	
		Totals:	6	\$150,800.00	
Rapides	220	<u>Claimant Type</u>	<u>Claims Paid</u>	<u>Amount Paid</u>	
		Resident of County	21	\$360,800.00	
		Resident and Loss in County	6	\$313,200.00	
		Totals:	27	\$674,000.00	
Richland	7	<u>Claimant Type</u>	<u>Claims Paid</u>	<u>Amount Paid</u>	
		Resident of County	3	\$114,400.00	
		Totals:	3	\$114,400.00	
Sabine	13	<u>Claimant Type</u>	<u>Claims Paid</u>	<u>Amount Paid</u>	
		Resident of County	1	\$16,800.00	
		Resident and Loss in County	1	\$40,000.00	
		Totals:	2	\$56,800.00	
St. Bernard	5,949	<u>Claimant Type</u>	<u>Claims Paid</u>	<u>Amount Paid</u>	
		Resident of County	555	\$6,279,200.00	
		Resident and Loss in County	935	\$24,876,600.00	
		Claim Loss in County	306	\$5,653,000.00	
		Totals:	1,796	\$36,808,800.00	

GCCF Program Statistics - Overall Summary

(as of November 20, 2010, 5:05 PM ET)

County	Total Claims	Claimant Type	Claims Paid	Amount Paid	Payments in County
St. Charles (Louisiana)	4,592	<u>Claimant Type</u>	<u>Claims Paid</u>	<u>Amount Paid</u>	Payments in County  <ul style="list-style-type: none"> ■ Resident ■ Loss ■ Both
		Resident of County	339	\$3,157,700.00	
		Resident and Loss in County	407	\$8,156,300.00	
		Claim Loss in County	237	\$2,770,700.00	
Totals:	983	\$14,084,700.00			
St. Helena (Louisiana)	86	<u>Claimant Type</u>	<u>Claims Paid</u>	<u>Amount Paid</u>	Payments in County  <ul style="list-style-type: none"> ■ Resident ■ Loss
		Resident of County	3	\$50,500.00	
		Claim Loss in County	1	\$25,000.00	
		Totals:	4	\$75,500.00	
St. James (Louisiana)	1,339	<u>Claimant Type</u>	<u>Claims Paid</u>	<u>Amount Paid</u>	Payments in County  <ul style="list-style-type: none"> ■ Resident ■ Loss ■ Both
		Resident of County	41	\$469,700.00	
		Resident and Loss in County	10	\$227,400.00	
		Claim Loss in County	2	\$53,800.00	
Totals:	53	\$750,900.00			
St. John The Baptist (Louisiana)	5,793	<u>Claimant Type</u>	<u>Claims Paid</u>	<u>Amount Paid</u>	Payments in County  <ul style="list-style-type: none"> ■ Resident ■ Loss ■ Both
		Resident of County	322	\$2,582,200.00	
		Resident and Loss in County	248	\$3,212,000.00	
		Claim Loss in County	96	\$928,800.00	
Totals:	666	\$6,723,000.00			
St. Landry (Louisiana)	275	<u>Claimant Type</u>	<u>Claims Paid</u>	<u>Amount Paid</u>	Payments in County  <ul style="list-style-type: none"> ■ Resident ■ Loss ■ Both
		Resident of County	27	\$630,000.00	
		Resident and Loss in County	18	\$532,700.00	
		Claim Loss in County	4	\$104,300.00	
Totals:	49	\$1,267,000.00			






GCCF Program Statistics - Overall Summary (as of November 20, 2010, 5:05 PM ET)

County (Louisiana)	Total Claims	Claimant Type	Claims Paid	Amount Paid	Payments in County
St. Martin	752	<u>Claimant Type</u>	<u>Claims Paid</u>	<u>Amount Paid</u>	
		Resident of County	61	\$1,130,000.00	
		Resident and Loss in County	230	\$4,631,250.00	
		Claim Loss in County	26	\$354,500.00	
Totals:	317	\$6,115,750.00			
St. Mary	1,989	<u>Claimant Type</u>	<u>Claims Paid</u>	<u>Amount Paid</u>	
		Resident of County	122	\$2,478,100.00	
		Resident and Loss in County	399	\$9,511,100.00	
		Claim Loss in County	214	\$6,042,700.00	
Totals:	735	\$18,031,900.00			
St. Tammany	9,075	<u>Claimant Type</u>	<u>Claims Paid</u>	<u>Amount Paid</u>	
		Resident of County	763	\$11,437,700.00	
		Resident and Loss in County	1,470	\$26,374,900.00	
		Claim Loss in County	463	\$5,826,265.00	
Totals:	2,696	\$43,638,865.00			
Tangipahoa	2,230	<u>Claimant Type</u>	<u>Claims Paid</u>	<u>Amount Paid</u>	
		Resident of County	145	\$2,659,300.00	
		Resident and Loss in County	101	\$2,111,600.00	
		Claim Loss in County	23	\$728,700.00	
Totals:	269	\$5,499,600.00			
Terrebonne	7,030	<u>Claimant Type</u>	<u>Claims Paid</u>	<u>Amount Paid</u>	
		Resident of County	214	\$4,020,000.00	
		Resident and Loss in County	2,335	\$59,935,700.00	
		Claim Loss in County	453	\$9,687,800.00	
Totals:	3,002	\$73,643,500.00			

GCCF Program Statistics - Overall Summary (as of November 20, 2010, 5:05 PM ET)






Union (Louisiana)	11	Claimant Type	Claims Paid	Amount Paid	Payments in County
		Resident of County	2	\$95,500.00	<ul style="list-style-type: none"> Resident Both
		Resident and Loss in County	1	\$40,800.00	
		Totals:	3	\$136,300.00	
Unknown (Louisiana)	312	Claimant Type	Claims Paid	Amount Paid	Payments in County
		Resident of County	59	\$1,029,000.00	<ul style="list-style-type: none"> Resident
		Totals:	59	\$1,029,000.00	
Vermilion (Louisiana)	1,357	Claimant Type	Claims Paid	Amount Paid	Payments in County
		Resident of County	116	\$2,442,400.00	<ul style="list-style-type: none"> Resident Loss Both
		Resident and Loss in County	589	\$13,648,600.00	
		Claim Loss in County	177	\$22,360,800.00	
		Totals:	882	\$38,451,800.00	
Vernon (Louisiana)	21	Claimant Type	Claims Paid	Amount Paid	Payments in County
		Resident of County	1	\$10,000.00	<ul style="list-style-type: none"> Resident Loss
		Claim Loss in County	3	\$124,000.00	
		Totals:	4	\$134,000.00	
W. Baton Rouge (Louisiana)	163	Claimant Type	Claims Paid	Amount Paid	Payments in County
		Resident of County	1	\$6,300.00	<ul style="list-style-type: none"> Resident Loss Both
		Resident and Loss in County	2	\$41,900.00	
		Claim Loss in County	1	\$3,700.00	
		Totals:	4	\$51,900.00	

GCCF Program Statistics - Overall Summary (as of November 20, 2010, 5:05 PM ET)

County	Total Claims	Claimant Type	Claims Paid	Amount Paid	Payments in County
W. Feliciana (Louisiana)	30	<u>Claimant Type</u>	<u>Claims Paid</u>	<u>Amount Paid</u>	Payments in County  <ul style="list-style-type: none"> Resident
		Resident of County	1	\$8,000.00	
		Totals:	1	\$8,000.00	
Washington (Louisiana)	408	<u>Claimant Type</u>	<u>Claims Paid</u>	<u>Amount Paid</u>	Payments in County  <ul style="list-style-type: none"> Resident Loss Both
		Resident of County	30	\$731,600.00	
		Resident and Loss in County	17	\$624,000.00	
		Claim Loss in County	3	\$37,500.00	
Totals:	50	\$1,393,100.00			
Webster (Louisiana)	11	<u>Claimant Type</u>	<u>Claims Paid</u>	<u>Amount Paid</u>	Payments in County  <ul style="list-style-type: none"> Resident
		Resident of County	1	\$91,000.00	
		Totals:	1	\$91,000.00	
Alcorn (Mississippi)	5	<u>Claimant Type</u>	<u>Claims Paid</u>	<u>Amount Paid</u>	Payments in County  <ul style="list-style-type: none"> Resident
		Resident of County	1	\$1,500.00	
		Totals:	1	\$1,500.00	
Amite (Mississippi)	28	<u>Claimant Type</u>	<u>Claims Paid</u>	<u>Amount Paid</u>	Payments in County  <ul style="list-style-type: none"> Resident
		Resident of County	1	\$22,100.00	
		Totals:	1	\$22,100.00	

GCCF Program Statistics - Overall Summary

(as of November 20, 2010, 5:05 PM ET)

County	Total Claims	Claimant Type	Claims Paid	Amount Paid	Payments in County
Bolivar (Mississippi)	8	Resident of County	1	\$2,100.00	 ■ Resident
		Totals:	1	\$2,100.00	
Calhoun (Mississippi)	4	Resident of County	1	\$55,000.00	 ■ Resident
		Totals:	1	\$55,000.00	
Chickasaw (Mississippi)	1	Resident of County	1	\$6,000.00	 ■ Resident
		Totals:	1	\$6,000.00	
Claiborne (Mississippi)	11	Resident of County	1	\$17,600.00	 ■ Resident
		Totals:	1	\$17,600.00	
Clarke (Mississippi)	72	Resident of County	4	\$112,900.00	 ■ Resident
		Totals:	4	\$112,900.00	

GCCF Program Statistics - Overall Summary

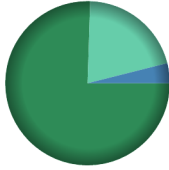



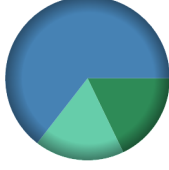
(as of November 20, 2010, 5:05 PM ET)

County (Mississippi)	Total Claims	Claimant Type	Claims Paid	Amount Paid	Payments in County
Coahoma	7	<u>Claimant Type</u>	<u>Claims Paid</u>	<u>Amount Paid</u>	 <ul style="list-style-type: none"> Resident
		Resident of County	1	\$35,000.00	
		Totals:	1	\$35,000.00	
Copiah	28	<u>Claimant Type</u>	<u>Claims Paid</u>	<u>Amount Paid</u>	 <ul style="list-style-type: none"> Resident
		Resident of County	1	\$20,000.00	
		Totals:	1	\$20,000.00	
Covington	112	<u>Claimant Type</u>	<u>Claims Paid</u>	<u>Amount Paid</u>	 <ul style="list-style-type: none"> Resident Both
		Resident of County	3	\$44,400.00	
		Resident and Loss in County	1	\$1,000.00	
		Totals:	4	\$45,400.00	
Desoto	53	<u>Claimant Type</u>	<u>Claims Paid</u>	<u>Amount Paid</u>	 <ul style="list-style-type: none"> Resident
		Resident of County	17	\$200,600.00	
		Totals:	17	\$200,600.00	
Forrest	949	<u>Claimant Type</u>	<u>Claims Paid</u>	<u>Amount Paid</u>	 <ul style="list-style-type: none"> Resident Loss Both
		Resident of County	54	\$701,000.00	
		Resident and Loss in County	15	\$433,500.00	
		Claim Loss in County	4	\$21,200.00	
		Totals:	73	\$1,155,700.00	

GCCF Program Statistics - Overall Summary (as of November 20, 2010, 5:05 PM ET)



County (Mississippi)	Total Claims	Claimant Type	Claims Paid	Amount Paid	Payments in County
Franklin	13	<u>Claimant Type</u>	<u>Claims Paid</u>	<u>Amount Paid</u>	<ul style="list-style-type: none"> Resident Loss
		Resident of County	1	\$7,500.00	
		Claim Loss in County	1	\$14,600.00	
		Totals:	2	\$22,100.00	
George	504	<u>Claimant Type</u>	<u>Claims Paid</u>	<u>Amount Paid</u>	<ul style="list-style-type: none"> Resident Loss Both
		Resident of County	63	\$923,400.00	
		Resident and Loss in County	26	\$861,100.00	
		Claim Loss in County	7	\$135,200.00	
Totals:	96	\$1,919,700.00			
Greene	127	<u>Claimant Type</u>	<u>Claims Paid</u>	<u>Amount Paid</u>	<ul style="list-style-type: none"> Resident Both
		Resident of County	6	\$60,800.00	
		Resident and Loss in County	5	\$31,900.00	
		Totals:	11	\$92,700.00	
Hancock	3,640	<u>Claimant Type</u>	<u>Claims Paid</u>	<u>Amount Paid</u>	<ul style="list-style-type: none"> Resident Loss Both
		Resident of County	218	\$2,864,100.00	
		Resident and Loss in County	806	\$16,658,300.00	
		Claim Loss in County	156	\$2,458,100.00	
Totals:	1,180	\$21,980,500.00			
Harrison	26,538	<u>Claimant Type</u>	<u>Claims Paid</u>	<u>Amount Paid</u>	<ul style="list-style-type: none"> Resident Loss Both
		Resident of County	639	\$8,591,436.50	
		Resident and Loss in County	5,939	\$83,869,700.00	
		Claim Loss in County	1,102	\$13,625,500.00	
Totals:	7,680	\$106,086,636.50			

GCCF Program Statistics - Overall Summary (as of November 20, 2010, 5:05 PM ET)




County	Total Claims	Claimant Type	Claims Paid	Amount Paid	Payments in County
Hinds (Mississippi)	257	<u>Claimant Type</u>	<u>Claims Paid</u>	<u>Amount Paid</u>	 <ul style="list-style-type: none"> ■ Resident ■ Loss ■ Both
		Resident of County	21	\$272,000.00	
		Resident and Loss in County	2	\$14,200.00	
		Claim Loss in County	4	\$74,000.00	
		Totals:	27	\$360,200.00	
Humphreys (Mississippi)	6	<u>Claimant Type</u>	<u>Claims Paid</u>	<u>Amount Paid</u>	 <ul style="list-style-type: none"> ■ Resident ■ Loss
		Resident of County	2	\$18,900.00	
		Claim Loss in County	1	\$28,000.00	
		Totals:	3	\$46,900.00	
Issaquena (Mississippi)	3	<u>Claimant Type</u>	<u>Claims Paid</u>	<u>Amount Paid</u>	 <ul style="list-style-type: none"> ■ Resident
		Resident of County	1	\$10,000.00	
		Totals:	1	\$10,000.00	
Itawamba (Mississippi)	1	<u>Claimant Type</u>	<u>Claims Paid</u>	<u>Amount Paid</u>	 <ul style="list-style-type: none"> ■ Resident
		Resident of County	1	\$6,000.00	
		Totals:	1	\$6,000.00	
Jackson (Mississippi)	12,910	<u>Claimant Type</u>	<u>Claims Paid</u>	<u>Amount Paid</u>	 <ul style="list-style-type: none"> ■ Resident ■ Loss ■ Both
		Resident of County	784	\$9,129,400.00	
		Resident and Loss in County	1,782	\$32,984,500.00	
		Claim Loss in County	666	\$9,013,100.00	
		Totals:	3,232	\$51,127,000.00	

GCCF Program Statistics - Overall Summary




(as of November 20, 2010, 5:05 PM ET)

County	Total Claims	Claimant Type	Claims Paid	Amount Paid	Payments in County
Jasper (Mississippi)	86	<u>Claimant Type</u>	<u>Claims Paid</u>	<u>Amount Paid</u>	Payments in County  <ul style="list-style-type: none"> Resident Both
		Resident of County	2	\$22,200.00	
		Resident and Loss in County	1	\$25,500.00	
		Totals:	3	\$47,700.00	
Jefferson (Mississippi)	35	<u>Claimant Type</u>	<u>Claims Paid</u>	<u>Amount Paid</u>	Payments in County  <ul style="list-style-type: none"> Resident
		Resident of County	1	\$12,500.00	
		Totals:	1	\$12,500.00	
Jefferson Davis (Mississippi)	146	<u>Claimant Type</u>	<u>Claims Paid</u>	<u>Amount Paid</u>	Payments in County  <ul style="list-style-type: none"> Resident
		Resident of County	2	\$27,200.00	
		Totals:	2	\$27,200.00	
Jones (Mississippi)	177	<u>Claimant Type</u>	<u>Claims Paid</u>	<u>Amount Paid</u>	Payments in County  <ul style="list-style-type: none"> Resident Both
		Resident of County	13	\$209,000.00	
		Resident and Loss in County	1	\$50,000.00	
		Totals:	14	\$259,000.00	
Kemper (Mississippi)	6	<u>Claimant Type</u>	<u>Claims Paid</u>	<u>Amount Paid</u>	Payments in County  <ul style="list-style-type: none"> Loss
		Claim Loss in County	2	\$108,800.00	
		Totals:	2	\$108,800.00	

GCCF Program Statistics - Overall Summary (as of November 20, 2010, 5:05 PM ET)

County (Mississippi)	Total Claims	Claimant Type	Claims Paid	Amount Paid	Payments in County
Lafayette (Mississippi)	20	<u>Claimant Type</u>	<u>Claims Paid</u>	<u>Amount Paid</u>	Payments in County  <ul style="list-style-type: none"> Resident
		Resident of County	9	\$89,700.00	
		Totals:	9	\$89,700.00	
		Lamar (Mississippi)	178	<u>Claimant Type</u>	
Resident of County	12			\$159,900.00	
Resident and Loss in County	3			\$102,000.00	
Claim Loss in County	2			\$34,000.00	
Totals:	17	\$295,900.00			
Lauderdale (Mississippi)	95	<u>Claimant Type</u>	<u>Claims Paid</u>	<u>Amount Paid</u>	Payments in County  <ul style="list-style-type: none"> Resident
		Resident of County	17	\$170,400.00	
		Totals:	17	\$170,400.00	
		Lawrence (Mississippi)	101	<u>Claimant Type</u>	
Resident of County	2			\$21,700.00	
Resident and Loss in County	5			\$67,500.00	
Claim Loss in County	2			\$18,500.00	
Totals:	9	\$107,700.00			
Leake (Mississippi)	15	<u>Claimant Type</u>	<u>Claims Paid</u>	<u>Amount Paid</u>	Payments in County  <ul style="list-style-type: none"> Resident
		Resident of County	3	\$68,000.00	
		Totals:	3	\$68,000.00	

GCCF Program Statistics - Overall Summary (as of November 20, 2010, 5:05 PM ET)




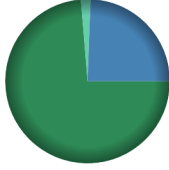

County (Mississippi)	Total Claims	Claimant Type	Claims Paid	Amount Paid	Payments in County
Lee	24	<u>Claimant Type</u>	<u>Claims Paid</u>	<u>Amount Paid</u>	 <ul style="list-style-type: none"> Resident
		Resident of County	10	\$97,600.00	
		Totals:	10	\$97,600.00	
		Leflore	9	<u>Claimant Type</u>	
Resident of County	1			\$7,800.00	
Totals:	1			\$7,800.00	
Lincoln	42			<u>Claimant Type</u>	<u>Claims Paid</u>
		Resident of County	5	\$114,200.00	
		Resident and Loss in County	1	\$22,200.00	
		Claim Loss in County	1	\$100,000.00	
		Totals:	7	\$236,400.00	
Lowndes	34	<u>Claimant Type</u>	<u>Claims Paid</u>	<u>Amount Paid</u>	 <ul style="list-style-type: none"> Resident Both
		Resident of County	12	\$108,100.00	
		Resident and Loss in County	1	\$2,400.00	
		Totals:	13	\$110,500.00	
Madison	147	<u>Claimant Type</u>	<u>Claims Paid</u>	<u>Amount Paid</u>	 <ul style="list-style-type: none"> Resident Both
		Resident of County	35	\$343,600.00	
		Resident and Loss in County	3	\$52,400.00	
		Totals:	38	\$396,000.00	

GCCF Program Statistics - Overall Summary

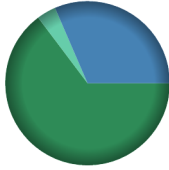




(as of November 20, 2010, 5:05 PM ET)

County (Mississippi)	Total Claims	Claimant Type	Claims Paid	Amount Paid	Payments in County
Marion	255	<u>Claimant Type</u>	<u>Claims Paid</u>	<u>Amount Paid</u>	
		Resident of County	7	\$140,600.00	
		Resident and Loss in County	6	\$123,400.00	
		Claim Loss in County	1	\$18,000.00	
Totals:	14	\$282,000.00			
Monroe	16	<u>Claimant Type</u>	<u>Claims Paid</u>	<u>Amount Paid</u>	
		Resident of County	10	\$97,800.00	
		Totals:	10	\$97,800.00	
Montgomery	2	<u>Claimant Type</u>	<u>Claims Paid</u>	<u>Amount Paid</u>	
		Resident of County	1	\$20,000.00	
		Totals:	1	\$20,000.00	
Neshoba	46	<u>Claimant Type</u>	<u>Claims Paid</u>	<u>Amount Paid</u>	
		Resident of County	4	\$169,100.00	
		Claim Loss in County	2	\$137,300.00	
		Totals:	6	\$306,400.00	
Newton	12	<u>Claimant Type</u>	<u>Claims Paid</u>	<u>Amount Paid</u>	
		Resident of County	3	\$82,600.00	
		Totals:	3	\$82,600.00	


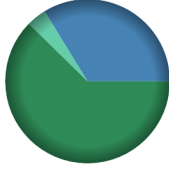



GCCF Program Statistics - Overall Summary (as of November 20, 2010, 5:05 PM ET)

County (Mississippi)	Total Claims	Claimant Type	Claims Paid	Amount Paid	Payments in County
Noxubee	13				 <ul style="list-style-type: none"> Resident
		Resident of County	1	\$8,800.00	
		Totals:	1	\$8,800.00	
Oktibbeha	22				 <ul style="list-style-type: none"> Resident
		Resident of County	8	\$98,800.00	
		Totals:	8	\$98,800.00	
Panola	5				 <ul style="list-style-type: none"> Resident
		Resident of County	2	\$14,700.00	
		Totals:	2	\$14,700.00	
Pearl River	1,183				 <ul style="list-style-type: none"> Resident Loss Both
		Resident of County	156	\$1,719,800.00	
		Resident and Loss in County	18	\$569,300.00	
		Claim Loss in County	1	\$44,000.00	
		Totals:	175	\$2,333,100.00	
Perry	64				 <ul style="list-style-type: none"> Resident Both
		Resident of County	4	\$82,200.00	
		Resident and Loss in County	3	\$44,200.00	
		Totals:	7	\$126,400.00	


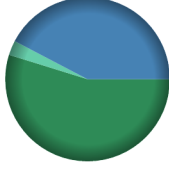

GCCF Program Statistics - Overall Summary (as of November 20, 2010, 5:05 PM ET)

Pike (Mississippi)	212	<u>Claimant Type</u>	<u>Claims Paid</u>	<u>Amount Paid</u>	Payments in County
		Resident of County	20	\$205,700.00	 <ul style="list-style-type: none"> ■ Resident ■ Loss ■ Both
		Resident and Loss in County	1	\$100,000.00	
		Claim Loss in County	1	\$12,000.00	
		Totals:	22	\$317,700.00	
Rankin (Mississippi)	118	<u>Claimant Type</u>	<u>Claims Paid</u>	<u>Amount Paid</u>	Payments in County
		Resident of County	28	\$458,900.00	 <ul style="list-style-type: none"> ■ Resident ■ Loss
		Claim Loss in County	1	\$2,000.00	
		Totals:	29	\$460,900.00	
Scott (Mississippi)	29	<u>Claimant Type</u>	<u>Claims Paid</u>	<u>Amount Paid</u>	Payments in County
		Resident of County	7	\$68,700.00	 <ul style="list-style-type: none"> ■ Resident
		Totals:	7	\$68,700.00	
Sharkey (Mississippi)	1	<u>Claimant Type</u>	<u>Claims Paid</u>	<u>Amount Paid</u>	Payments in County
		Resident of County	1	\$4,800.00	 <ul style="list-style-type: none"> ■ Resident
		Totals:	1	\$4,800.00	
Simpson (Mississippi)	50	<u>Claimant Type</u>	<u>Claims Paid</u>	<u>Amount Paid</u>	Payments in County
		Resident of County	4	\$42,700.00	 <ul style="list-style-type: none"> ■ Resident ■ Both
		Resident and Loss in County	1	\$30,800.00	
		Totals:	5	\$73,500.00	

GCCF Program Statistics - Overall Summary (as of November 20, 2010, 5:05 PM ET)

County	Total	Claimant Type	Claims Paid	Amount Paid	Payments in County
Smith (Mississippi)	56				 <ul style="list-style-type: none"> Resident
		Resident of County	1	\$3,100.00	
		Totals:	1	\$3,100.00	
Stone (Mississippi)	688				 <ul style="list-style-type: none"> Resident Loss Both
		Resident of County	100	\$1,446,600.00	
		Resident and Loss in County	25	\$782,300.00	
		Claim Loss in County	7	\$90,800.00	
Totals:	132	\$2,319,700.00			
Sunflower (Mississippi)	16				 <ul style="list-style-type: none"> Resident
		Resident of County	3	\$26,800.00	
		Totals:	3	\$26,800.00	
Tishomingo (Mississippi)	2				 <ul style="list-style-type: none"> Resident
		Resident of County	1	\$2,100.00	
		Totals:	1	\$2,100.00	
Unknown (Mississippi)	131				 <ul style="list-style-type: none"> Resident
		Resident of County	19	\$287,300.00	
		Totals:	19	\$287,300.00	

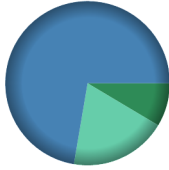




GCCF Program Statistics - Overall Summary (as of November 20, 2010, 5:05 PM ET)

County (Mississippi)	Total	Claimant Type	Claims Paid	Amount Paid	Payments in County
Walthall	78	Resident of County	2	\$29,300.00	 <ul style="list-style-type: none"> Resident
		Totals:	2	\$29,300.00	
		Warren	30	Resident of County	
Totals:	6			\$45,900.00	
Washington	20			Resident of County	3
		Resident and Loss in County	1	\$2,200.00	
		Totals:	4	\$11,800.00	
Wayne	130	Resident of County	5	\$112,200.00	 <ul style="list-style-type: none"> Resident Loss Both
		Resident and Loss in County	3	\$86,600.00	
		Claim Loss in County	1	\$5,900.00	
Totals:	9	\$204,700.00			
Webster	2	Resident of County	1	\$3,000.00	 <ul style="list-style-type: none"> Resident
		Totals:	1	\$3,000.00	

GCCF Program Statistics - Overall Summary (as of November 20, 2010, 5:05 PM ET)

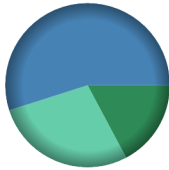


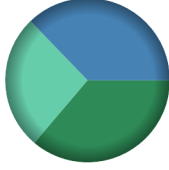

County	Total Claims	Claimant Type	Claims Paid	Amount Paid	Payments in County
Wilkinson (Mississippi)	23	<u>Claimant Type</u>	<u>Claims Paid</u>	<u>Amount Paid</u>	Payments in County  <ul style="list-style-type: none"> Resident
		Resident of County	2	\$10,800.00	
		Totals:	2	\$10,800.00	
Winston (Mississippi)	30	<u>Claimant Type</u>	<u>Claims Paid</u>	<u>Amount Paid</u>	Payments in County  <ul style="list-style-type: none"> Resident
		Resident of County	2	\$10,500.00	
		Totals:	2	\$10,500.00	
Yazoo (Mississippi)	6	<u>Claimant Type</u>	<u>Claims Paid</u>	<u>Amount Paid</u>	Payments in County  <ul style="list-style-type: none"> Resident Loss
		Resident of County	1	\$3,300.00	
		Claim Loss in County	1	\$74,400.00	
Totals:	2	\$77,700.00			
Anderson (Texas)	4	<u>Claimant Type</u>	<u>Claims Paid</u>	<u>Amount Paid</u>	Payments in County  <ul style="list-style-type: none"> Resident
		Resident of County	1	\$3,300.00	
		Totals:	1	\$3,300.00	
Angelina (Texas)	13	<u>Claimant Type</u>	<u>Claims Paid</u>	<u>Amount Paid</u>	Payments in County  <ul style="list-style-type: none"> Resident
		Resident of County	1	\$6,500.00	
		Totals:	1	\$6,500.00	

GCCF Program Statistics - Overall Summary (as of November 20, 2010, 5:05 PM ET)

County (Texas)	Total Claims	Claimant Type	Claims Paid	Amount Paid	Payments in County
Aransas (Texas)	73	<u>Claimant Type</u>	<u>Claims Paid</u>	<u>Amount Paid</u>	Payments in County  <ul style="list-style-type: none"> ■ Resident ■ Loss ■ Both
		Resident of County	2	\$19,100.00	
		Resident and Loss in County	11	\$161,300.00	
		Claim Loss in County	5	\$42,600.00	
Totals:	18	\$223,000.00			
Austin (Texas)	3	<u>Claimant Type</u>	<u>Claims Paid</u>	<u>Amount Paid</u>	Payments in County  <ul style="list-style-type: none"> ■ Loss
		Claim Loss in County	1	\$7,400.00	
		Totals:	1	\$7,400.00	
Bay (Texas)	1	<u>Claimant Type</u>	<u>Claims Paid</u>	<u>Amount Paid</u>	Payments in County  <ul style="list-style-type: none"> ■ Loss
		Claim Loss in County	1	\$30,100.00	
		Totals:	1	\$30,100.00	
Bexar (Texas)	123	<u>Claimant Type</u>	<u>Claims Paid</u>	<u>Amount Paid</u>	Payments in County  <ul style="list-style-type: none"> ■ Resident ■ Both
		Resident of County	17	\$224,400.00	
		Resident and Loss in County	2	\$182,000.00	
		Totals:	19	\$406,400.00	
Bowie (Texas)	6	<u>Claimant Type</u>	<u>Claims Paid</u>	<u>Amount Paid</u>	Payments in County  <ul style="list-style-type: none"> ■ Resident
		Resident of County	1	\$2,600.00	
		Totals:	1	\$2,600.00	

GCCF Program Statistics - Overall Summary

(as of November 20, 2010, 5:05 PM ET)

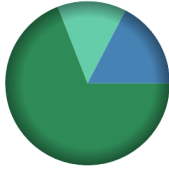




County (Texas)	Total Claims	Claimant Type	Claims Paid	Amount Paid	Payments in County
Brazoria (Texas)	176	<u>Claimant Type</u>	<u>Claims Paid</u>	<u>Amount Paid</u>	 <ul style="list-style-type: none"> ■ Resident ■ Loss ■ Both
		Resident of County	12	\$295,300.00	
		Resident and Loss in County	24	\$941,100.00	
		Claim Loss in County	29	\$477,000.00	
Totals:	65	\$1,713,400.00			
Brazos (Texas)	10	<u>Claimant Type</u>	<u>Claims Paid</u>	<u>Amount Paid</u>	 <ul style="list-style-type: none"> ■ Resident
		Resident of County	1	\$18,000.00	
		Totals:	1	\$18,000.00	
Brown (Texas)	1	<u>Claimant Type</u>	<u>Claims Paid</u>	<u>Amount Paid</u>	 <ul style="list-style-type: none"> ■ Resident
		Resident of County	1	\$8,600.00	
		Totals:	1	\$8,600.00	
Calhoun (Texas)	143	<u>Claimant Type</u>	<u>Claims Paid</u>	<u>Amount Paid</u>	 <ul style="list-style-type: none"> ■ Resident ■ Loss ■ Both
		Resident of County	11	\$566,600.00	
		Resident and Loss in County	8	\$582,200.00	
		Claim Loss in County	25	\$416,500.00	
Totals:	44	\$1,565,300.00			
Cameron (Texas)	441	<u>Claimant Type</u>	<u>Claims Paid</u>	<u>Amount Paid</u>	 <ul style="list-style-type: none"> ■ Resident ■ Both
		Resident of County	11	\$270,800.00	
		Resident and Loss in County	55	\$1,350,900.00	
		Totals:	66	\$1,621,700.00	

GCCF Program Statistics - Overall Summary


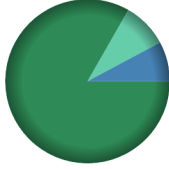
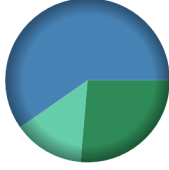
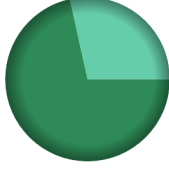

(as of November 20, 2010, 5:05 PM ET)

County (Texas)	Total Claims	Claimant Type	Claims Paid	Amount Paid	Payments in County
Chambers (Texas)	54	<u>Claimant Type</u>	<u>Claims Paid</u>	<u>Amount Paid</u>	Payments in County  <ul style="list-style-type: none"> ■ Resident ■ Loss ■ Both
		Resident of County	5	\$114,600.00	
		Resident and Loss in County	18	\$706,700.00	
		Claim Loss in County	6	\$122,500.00	
Totals:	29	\$943,800.00			
Cherokee (Texas)	4	<u>Claimant Type</u>	<u>Claims Paid</u>	<u>Amount Paid</u>	Payments in County  <ul style="list-style-type: none"> ■ Resident
		Resident of County	1	\$1,700.00	
		Totals:	1	\$1,700.00	
Collin (Texas)	99	<u>Claimant Type</u>	<u>Claims Paid</u>	<u>Amount Paid</u>	Payments in County  <ul style="list-style-type: none"> ■ Resident ■ Loss
		Resident of County	36	\$467,200.00	
		Claim Loss in County	3	\$102,100.00	
		Totals:	39	\$569,300.00	
Colorado (Texas)	4	<u>Claimant Type</u>	<u>Claims Paid</u>	<u>Amount Paid</u>	Payments in County  <ul style="list-style-type: none"> ■ Resident
		Resident of County	1	\$36,000.00	
		Totals:	1	\$36,000.00	
Comal (Texas)	16	<u>Claimant Type</u>	<u>Claims Paid</u>	<u>Amount Paid</u>	Payments in County  <ul style="list-style-type: none"> ■ Resident
		Resident of County	8	\$181,600.00	
		Totals:	8	\$181,600.00	

GCCF Program Statistics - Overall Summary (as of November 20, 2010, 5:05 PM ET)



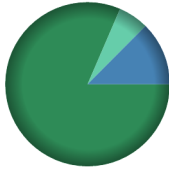


County (Texas)	Total Claims	Claimant Type	Claims Paid	Amount Paid	Payments in County
Dallas (Texas)	374	<u>Claimant Type</u>	<u>Claims Paid</u>	<u>Amount Paid</u>	 <ul style="list-style-type: none"> ■ Resident ■ Loss ■ Both
		Resident of County	45	\$579,100.00	
		Resident and Loss in County	2	\$145,500.00	
		Claim Loss in County	8	\$113,500.00	
Totals:			55	\$838,100.00	
Denton (Texas)	51	<u>Claimant Type</u>	<u>Claims Paid</u>	<u>Amount Paid</u>	 <ul style="list-style-type: none"> ■ Resident
		Resident of County	13	\$115,400.00	
		Totals:			
Ector (Texas)	2	<u>Claimant Type</u>	<u>Claims Paid</u>	<u>Amount Paid</u>	 <ul style="list-style-type: none"> ■ Resident
		Resident of County	1	\$1,500.00	
		Totals:			
El Paso (Texas)	7	<u>Claimant Type</u>	<u>Claims Paid</u>	<u>Amount Paid</u>	 <ul style="list-style-type: none"> ■ Resident
		Resident of County	1	\$3,700.00	
		Totals:			
Ellis (Texas)	9	<u>Claimant Type</u>	<u>Claims Paid</u>	<u>Amount Paid</u>	 <ul style="list-style-type: none"> ■ Resident
		Resident of County	1	\$25,000.00	
		Totals:			

GCCF Program Statistics - Overall Summary (as of November 20, 2010, 5:05 PM ET)

County (Texas)	Total Claims	Claimant Type	Claims Paid	Amount Paid	Payments in County
Foard (Texas)	2	<u>Claimant Type</u>	<u>Claims Paid</u>	<u>Amount Paid</u>	Payments in County  <ul style="list-style-type: none"> Resident
		Resident of County	1	\$13,000.00	
		Totals:	1	\$13,000.00	
Fort Bend (Texas)	213	<u>Claimant Type</u>	<u>Claims Paid</u>	<u>Amount Paid</u>	Payments in County  <ul style="list-style-type: none"> Resident Loss Both
		Resident of County	35	\$1,375,900.00	
		Resident and Loss in County	7	\$129,300.00	
		Claim Loss in County	6	\$147,300.00	
Totals:	48	\$1,652,500.00			
Galveston (Texas)	1,229	<u>Claimant Type</u>	<u>Claims Paid</u>	<u>Amount Paid</u>	Payments in County  <ul style="list-style-type: none"> Resident Loss Both
		Resident of County	128	\$3,687,200.00	
		Resident and Loss in County	367	\$8,350,100.00	
		Claim Loss in County	117	\$1,952,500.00	
Totals:	612	\$13,989,800.00			
Grayson (Texas)	4	<u>Claimant Type</u>	<u>Claims Paid</u>	<u>Amount Paid</u>	Payments in County  <ul style="list-style-type: none"> Resident Loss
		Resident of County	1	\$8,300.00	
		Claim Loss in County	1	\$3,300.00	
		Totals:	2	\$11,600.00	
Gregg (Texas)	9	<u>Claimant Type</u>	<u>Claims Paid</u>	<u>Amount Paid</u>	Payments in County  <ul style="list-style-type: none"> Resident
		Resident of County	4	\$33,600.00	
		Totals:	4	\$33,600.00	

GCCF Program Statistics - Overall Summary

(as of November 20, 2010, 5:05 PM ET)

County (Texas)	Total Claims	Claimant Type	Claims Paid	Amount Paid	Payments in County
Guadalupe (Texas)	3	<u>Claimant Type</u>	<u>Claims Paid</u>	<u>Amount Paid</u>	Payments in County  Resident
		Resident of County	2	\$42,600.00	
		Totals:	2	\$42,600.00	
Hardin (Texas)	17	<u>Claimant Type</u>	<u>Claims Paid</u>	<u>Amount Paid</u>	Payments in County  Both
		Resident and Loss in County	1	\$10,000.00	
		Totals:	1	\$10,000.00	
Harris (Texas)	2,778	<u>Claimant Type</u>	<u>Claims Paid</u>	<u>Amount Paid</u>	Payments in County  Resident Loss Both
		Resident of County	378	\$27,043,000.00	
		Resident and Loss in County	145	\$4,170,800.00	
		Claim Loss in County	106	\$1,982,400.00	
		Totals:	629	\$33,196,200.00	
Harrison (Texas)	2	<u>Claimant Type</u>	<u>Claims Paid</u>	<u>Amount Paid</u>	Payments in County  Resident
		Resident of County	1	\$10,400.00	
		Totals:	1	\$10,400.00	
Hays (Texas)	9	<u>Claimant Type</u>	<u>Claims Paid</u>	<u>Amount Paid</u>	Payments in County  Resident
		Resident of County	2	\$41,300.00	
		Totals:	2	\$41,300.00	

GCCF Program Statistics - Overall Summary

(as of November 20, 2010, 5:05 PM ET)

County	Total Claims	Claimant Type	Claims Paid	Amount Paid	Payments in County
Hidalgo (Texas)	72	<u>Claimant Type</u>	<u>Claims Paid</u>	<u>Amount Paid</u>	 <ul style="list-style-type: none"> ■ Resident ■ Loss ■ Both
		Resident of County	3	\$10,700.00	
		Resident and Loss in County	1	\$6,000.00	
		Claim Loss in County	1	\$10,300.00	
Totals:	5	\$27,000.00			
Hill (Texas)	3	<u>Claimant Type</u>	<u>Claims Paid</u>	<u>Amount Paid</u>	 <ul style="list-style-type: none"> ■ Resident
		Resident of County	1	\$21,600.00	
		Totals:	1	\$21,600.00	
Hopkins (Texas)	3	<u>Claimant Type</u>	<u>Claims Paid</u>	<u>Amount Paid</u>	 <ul style="list-style-type: none"> ■ Resident
		Resident of County	1	\$9,700.00	
		Totals:	1	\$9,700.00	
Jasper (Texas)	23	<u>Claimant Type</u>	<u>Claims Paid</u>	<u>Amount Paid</u>	 <ul style="list-style-type: none"> ■ Resident
		Resident of County	5	\$190,700.00	
		Totals:	5	\$190,700.00	
Jefferson (Texas)	1,342	<u>Claimant Type</u>	<u>Claims Paid</u>	<u>Amount Paid</u>	 <ul style="list-style-type: none"> ■ Resident ■ Loss ■ Both
		Resident of County	112	\$3,014,800.00	
		Resident and Loss in County	286	\$6,611,700.00	
		Claim Loss in County	53	\$1,255,400.00	
Totals:	451	\$10,881,900.00			




GCCF Program Statistics - Overall Summary

(as of November 20, 2010, 5:05 PM ET)

Jim Hogg (Texas)	1	<u>Claimant Type</u>	<u>Claims Paid</u>	<u>Amount Paid</u>	Payments in County   Loss
		Claim Loss in County	1	\$32,400.00	
		Totals:	1	\$32,400.00	
Jim Wells (Texas)	1	<u>Claimant Type</u>	<u>Claims Paid</u>	<u>Amount Paid</u>	Payments in County   Both
		Resident and Loss in County	1	\$79,900.00	
		Totals:	1	\$79,900.00	
Johnson (Texas)	15	<u>Claimant Type</u>	<u>Claims Paid</u>	<u>Amount Paid</u>	Payments in County   Resident
		Resident of County	4	\$131,000.00	
		Totals:	4	\$131,000.00	
Kaufman (Texas)	7	<u>Claimant Type</u>	<u>Claims Paid</u>	<u>Amount Paid</u>	Payments in County   Resident
		Resident of County	1	\$11,600.00	
		Totals:	1	\$11,600.00	
Kendall (Texas)	3	<u>Claimant Type</u>	<u>Claims Paid</u>	<u>Amount Paid</u>	Payments in County   Resident
		Resident of County	2	\$15,700.00	
		Totals:	2	\$15,700.00	

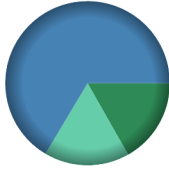




GCCF Program Statistics - Overall Summary

(as of November 20, 2010, 5:05 PM ET)

County (Texas)	Total Claims	Claimant Type	Claims Paid	Amount Paid	Payments in County
Kleberg (Texas)	2	<u>Claimant Type</u>	<u>Claims Paid</u>	<u>Amount Paid</u>	Payments in County  <ul style="list-style-type: none"> Resident
		Resident of County	1	\$32,400.00	
		Totals:	1	\$32,400.00	
Lamar (Texas)	1	<u>Claimant Type</u>	<u>Claims Paid</u>	<u>Amount Paid</u>	Payments in County  <ul style="list-style-type: none"> Resident
		Resident of County	1	\$3,200.00	
		Totals:	1	\$3,200.00	
Liberty (Texas)	17	<u>Claimant Type</u>	<u>Claims Paid</u>	<u>Amount Paid</u>	Payments in County  <ul style="list-style-type: none"> Resident Both
		Resident of County	2	\$31,400.00	
		Resident and Loss in County	2	\$105,000.00	
		Totals:	4	\$136,400.00	
Llano (Texas)	9	<u>Claimant Type</u>	<u>Claims Paid</u>	<u>Amount Paid</u>	Payments in County  <ul style="list-style-type: none"> Resident
		Resident of County	1	\$34,200.00	
		Totals:	1	\$34,200.00	
Lubbock (Texas)	5	<u>Claimant Type</u>	<u>Claims Paid</u>	<u>Amount Paid</u>	Payments in County  <ul style="list-style-type: none"> Resident
		Resident of County	1	\$3,400.00	
		Totals:	1	\$3,400.00	

GCCF Program Statistics - Overall Summary

(as of November 20, 2010, 5:05 PM ET)






County (Texas)	Total Claims	Claimant Type	Claims Paid	Amount Paid	Payments in County
Matagorda (Texas)	266	<u>Claimant Type</u>	<u>Claims Paid</u>	<u>Amount Paid</u>	 <ul style="list-style-type: none"> ■ Resident ■ Loss ■ Both
		Resident of County	15	\$821,200.00	
		Resident and Loss in County	76	\$3,250,000.00	
		Claim Loss in County	12	\$820,100.00	
Totals:	103	\$4,891,300.00			
McLennan (Texas)	16	<u>Claimant Type</u>	<u>Claims Paid</u>	<u>Amount Paid</u>	 <ul style="list-style-type: none"> ■ Resident
		Resident of County	10	\$196,100.00	
		Totals:	10	\$196,100.00	
Milam (Texas)	1	<u>Claimant Type</u>	<u>Claims Paid</u>	<u>Amount Paid</u>	 <ul style="list-style-type: none"> ■ Resident
		Resident of County	1	\$5,800.00	
		Totals:	1	\$5,800.00	
Montgomery (Texas)	143	<u>Claimant Type</u>	<u>Claims Paid</u>	<u>Amount Paid</u>	 <ul style="list-style-type: none"> ■ Resident ■ Both
		Resident of County	22	\$427,600.00	
		Resident and Loss in County	2	\$70,700.00	
		Totals:	24	\$498,300.00	
Nacogdoches (Texas)	19	<u>Claimant Type</u>	<u>Claims Paid</u>	<u>Amount Paid</u>	 <ul style="list-style-type: none"> ■ Resident ■ Loss
		Resident of County	3	\$57,600.00	
		Claim Loss in County	4	\$250,400.00	
		Totals:	7	\$308,000.00	

GCCF Program Statistics - Overall Summary


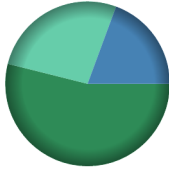



(as of November 20, 2010, 5:05 PM ET)

County (Texas)	Total Claims	Claimant Type	Claims Paid	Amount Paid	Payments in County
Nueces (Texas)	90	<u>Claimant Type</u>	<u>Claims Paid</u>	<u>Amount Paid</u>	<p>Payments in County</p> <ul style="list-style-type: none"> Resident Loss Both
		Resident of County	5	\$90,200.00	
		Resident and Loss in County	3	\$73,900.00	
		Claim Loss in County	1	\$15,200.00	
Totals:	9	\$179,300.00			
Orange (Texas)	183	<u>Claimant Type</u>	<u>Claims Paid</u>	<u>Amount Paid</u>	<p>Payments in County</p> <ul style="list-style-type: none"> Resident Loss Both
		Resident of County	20	\$258,600.00	
		Resident and Loss in County	17	\$424,900.00	
		Claim Loss in County	6	\$139,800.00	
Totals:	43	\$823,300.00			
Parker (Texas)	4	<u>Claimant Type</u>	<u>Claims Paid</u>	<u>Amount Paid</u>	<p>Payments in County</p> <ul style="list-style-type: none"> Resident
		Resident of County	2	\$17,300.00	
Totals:	2	\$17,300.00			
Polk (Texas)	6	<u>Claimant Type</u>	<u>Claims Paid</u>	<u>Amount Paid</u>	<p>Payments in County</p> <ul style="list-style-type: none"> Resident
		Resident of County	2	\$81,700.00	
Totals:	2	\$81,700.00			
Presidio (Texas)	2	<u>Claimant Type</u>	<u>Claims Paid</u>	<u>Amount Paid</u>	<p>Payments in County</p> <ul style="list-style-type: none"> Resident
		Resident of County	2	\$3,900.00	
Totals:	2	\$3,900.00			

GCCF Program Statistics - Overall Summary (as of November 20, 2010, 5:05 PM ET)


Refugio (Texas)	2	<u>Claimant Type</u>	<u>Claims Paid</u>	<u>Amount Paid</u>	Payments in County
		Resident of County	1	\$26,900.00	 <ul style="list-style-type: none"> Resident
		Totals:	1	\$26,900.00	
Rockwall (Texas)	8	<u>Claimant Type</u>	<u>Claims Paid</u>	<u>Amount Paid</u>	Payments in County
		Resident of County	3	\$46,500.00	 <ul style="list-style-type: none"> Resident
		Totals:	3	\$46,500.00	
Sabine (Texas)	3	<u>Claimant Type</u>	<u>Claims Paid</u>	<u>Amount Paid</u>	Payments in County
		Resident of County	1	\$40,000.00	 <ul style="list-style-type: none"> Resident
		Totals:	1	\$40,000.00	
San Jacinto (Texas)	6	<u>Claimant Type</u>	<u>Claims Paid</u>	<u>Amount Paid</u>	Payments in County
		Resident of County	3	\$48,900.00	 <ul style="list-style-type: none"> Resident Loss
		Claim Loss in County	1	\$30,000.00	
		Totals:	4	\$78,900.00	
San Patricio (Texas)	57	<u>Claimant Type</u>	<u>Claims Paid</u>	<u>Amount Paid</u>	Payments in County
		Resident of County	1	\$1,000.00	 <ul style="list-style-type: none"> Resident Both
		Resident and Loss in County	6	\$140,400.00	
		Totals:	7	\$141,400.00	

GCCF Program Statistics - Overall Summary (as of November 20, 2010, 5:05 PM ET)

County (Texas)	Total Claims	Claimant Type	Claims Paid	Amount Paid	Payments in County
Smith (Texas)	8	<u>Claimant Type</u>	<u>Claims Paid</u>	<u>Amount Paid</u>	Payments in County  <ul style="list-style-type: none"> Resident
		Resident of County	1	\$35,200.00	
		Totals:	1	\$35,200.00	
Tarrant (Texas)	241	<u>Claimant Type</u>	<u>Claims Paid</u>	<u>Amount Paid</u>	Payments in County  <ul style="list-style-type: none"> Resident Loss Both
		Resident of County	53	\$977,100.00	
		Resident and Loss in County	4	\$351,100.00	
		Claim Loss in County	8	\$484,200.00	
Totals:	65	\$1,812,400.00			
Titus (Texas)	2	<u>Claimant Type</u>	<u>Claims Paid</u>	<u>Amount Paid</u>	Payments in County  <ul style="list-style-type: none"> Resident
		Resident of County	1	\$1,000.00	
		Totals:	1	\$1,000.00	
Travis (Texas)	99	<u>Claimant Type</u>	<u>Claims Paid</u>	<u>Amount Paid</u>	Payments in County  <ul style="list-style-type: none"> Resident Both
		Resident of County	14	\$155,300.00	
		Resident and Loss in County	1	\$15,000.00	
		Totals:	15	\$170,300.00	
Tyler (Texas)	4	<u>Claimant Type</u>	<u>Claims Paid</u>	<u>Amount Paid</u>	Payments in County  <ul style="list-style-type: none"> Resident
		Resident of County	3	\$28,000.00	
		Totals:	3	\$28,000.00	




GCCF Program Statistics - Overall Summary

(as of November 20, 2010, 5:05 PM ET)

County	Total Claims	Claimant Type	Claims Paid	Amount Paid	Payments in County
Unknown (Texas)	21				 Resident
		Resident of County	2	\$86,000.00	
		Totals:	2	\$86,000.00	
Vermilion (Texas)	2				 Loss
		Claim Loss in County	2	\$42,500.00	
		Totals:	2	\$42,500.00	
Victoria (Texas)	14				 Resident Loss
		Resident of County	3	\$44,700.00	
		Claim Loss in County	1	\$6,900.00	
		Totals:	4	\$51,600.00	
Waller (Texas)	5				 Resident
		Resident of County	1	\$24,500.00	
		Totals:	1	\$24,500.00	
Webb (Texas)	3				 Resident
		Resident of County	1	\$23,800.00	
		Totals:	1	\$23,800.00	

GCCF Program Statistics - Overall Summary

(as of November 20, 2010, 5:05 PM ET)

County (Texas)	Total Claims	Claimant Type	Claims Paid	Amount Paid	Payments in County
Wichita	5	Resident of County	1	\$2,700.00	 ■ Resident
		Totals:	1	\$2,700.00	
Williamson	26	Resident of County	7	\$71,500.00	 ■ Resident
		Totals:	7	\$71,500.00	
Wise	1	Resident of County	1	\$7,600.00	 ■ Resident
		Totals:	1	\$7,600.00	