

GCCF Program Statistics - Overall Summary (as of November 18, 2010, 5:05 PM ET)

Claimant Status	No. of Claimants
TOTAL GCCF Claimants to Date <i>(Claimants may have one or more Claim Type)</i>	400,516
1. Claimants Paid and Approved for Payment	119,167
2. Claimants Requiring Additional Information or Documentation <i>(Claimants providing no documentation: 79,332)</i>	147,887
3. Claimants Referred to Government, Moratorium and Real Estate funds	19
4. Denied Claimants	56,197
5. Claimants Under Review (Emergency Advance Payment)	69,191
6. Claimants Under Review (for Final Claim only)	8,055

Claimants <i>(Claimants may have one or more Claim Type)</i>	No. of Claimants
1. Individual*	336,031
2. Business*	64,485
<i>*Individual v. Business classification is subject to change.</i>	
<i>Represented Claimants: 8,967</i>	
Total to Date	400,516

Claims by Emergency Or Final Payment	No. of Claims Paid or Approved for Payment	No. of Claims Paid	Amount Paid
1. Emergency Advance Payment (One Month)	10,757	10,733	\$ 93,016,675.88
2. Emergency Advance Payment (Six Months)	108,694	107,266	\$ 1,787,731,015.00
Sub-Total to Date	119,451	117,999	\$ 1,880,747,690.88

Separate Fund for Real Estate Brokers and Agents			\$ 34,500,000.00
Total to Date			\$ 1,915,247,690.88

Claims by Category <i>(includes Individual and Business)</i>	No. of Claims Paid	Amount Paid
1. Removal and Clean Up Costs	0	\$ -
2. Real or Personal Property	89	\$ 709,763.38
3. Lost Earnings or Profits	117,887	\$ 1,880,010,591.00
4. Loss of Subsistence Use of Natural Resources	5	\$ 13,000.00
5. Physical Injury / Death	18	\$ 14,336.50
Total to Date	117,999	\$ 1,880,747,690.88

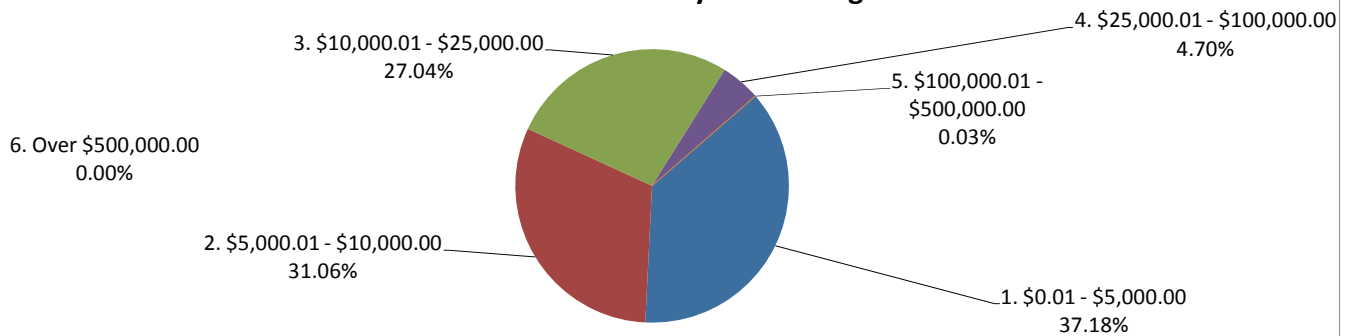
Claims by Type	No. of Claims Paid	No. of Claims Paid where Claimant Participated in BP Claims Process	No. of Claims Paid for new Claimants	Total Amount Paid
1. Individual	86,728	23,902	62,826	\$ 807,440,814.88
2. Business	31,271	22,025	9,246	\$ 1,073,306,876.00
Total to Date	117,999	45,927	72,072	\$ 1,880,747,690.88

GCCCF Program Statistics - Overall Summary (as of November 18, 2010, 5:05 PM ET)

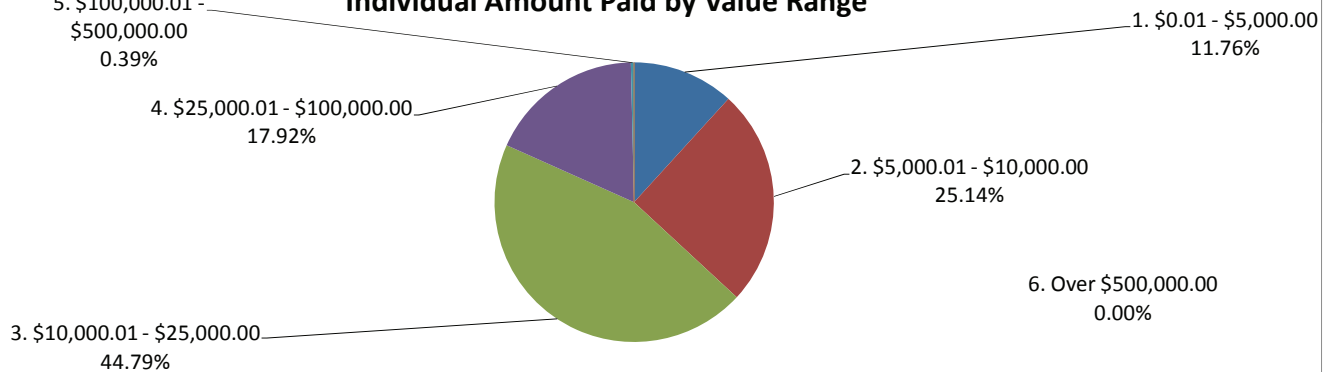
Individual Claims by Amount (Claimants may have more than one Claim Type)

Claims by Amount	No. of Claims Paid	Amount Paid
1. \$0.01 - \$5,000.00	32,245	\$ 94,970,636.50
2. \$5,000.01 - \$10,000.00	26,938	\$ 203,007,900.00
3. \$10,000.01 - \$25,000.00	23,447	\$ 361,679,850.00
4. \$25,000.01 - \$100,000.00	4,074	\$ 144,669,128.38
5. \$100,000.01 - \$500,000.00	24	\$ 3,113,300.00
6. Over \$500,000.00	0	\$ -
Total to Date	86,728	\$ 807,440,814.88

Individual Claims Paid by Value Range



Individual Amount Paid by Value Range



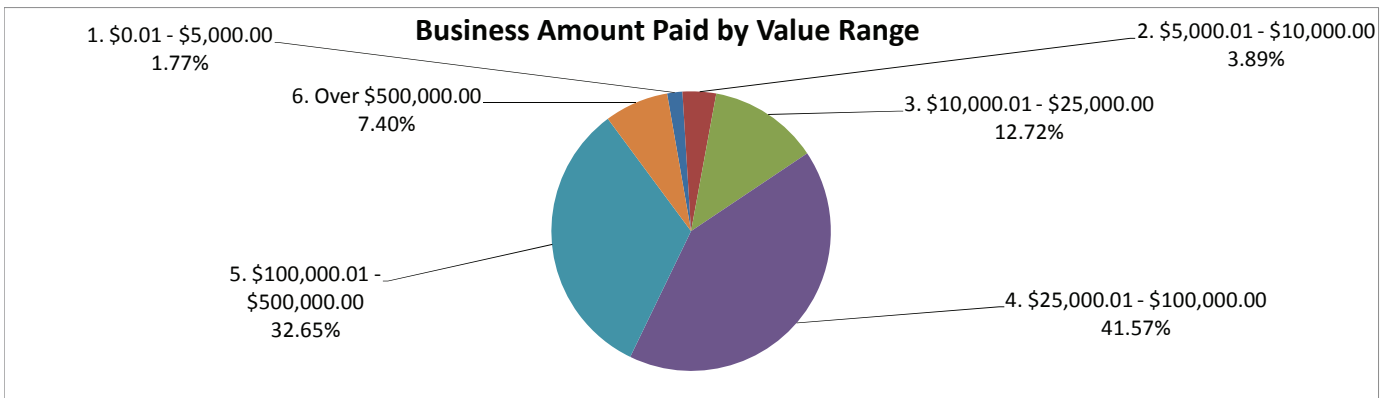
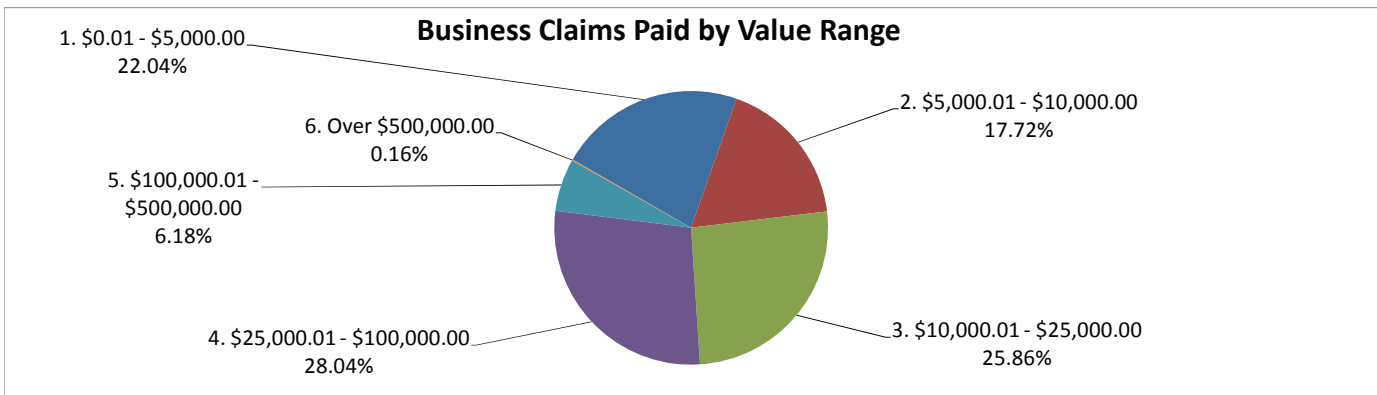
GCCCF Program Statistics - Overall Summary

(as of November 18, 2010, 5:05 PM ET)

Business Claims by Amount

(Claimants may have more than one Claim Type)

Claims by Amount	No. of Claims Paid	Amount Paid
1. \$0.01 - \$5,000.00	6,892	\$ 18,991,500.00
2. \$5,000.01 - \$10,000.00	5,541	\$ 41,805,100.00
3. \$10,000.01 - \$25,000.00	8,088	\$ 136,547,200.00
4. \$25,000.01 - \$100,000.00	8,767	\$ 446,138,900.00
5. \$100,000.01 - \$500,000.00	1,933	\$ 350,430,600.00
6. Over \$500,000.00	50	\$ 79,393,576.00
Total to Date	31,271	\$ 1,073,306,876.00



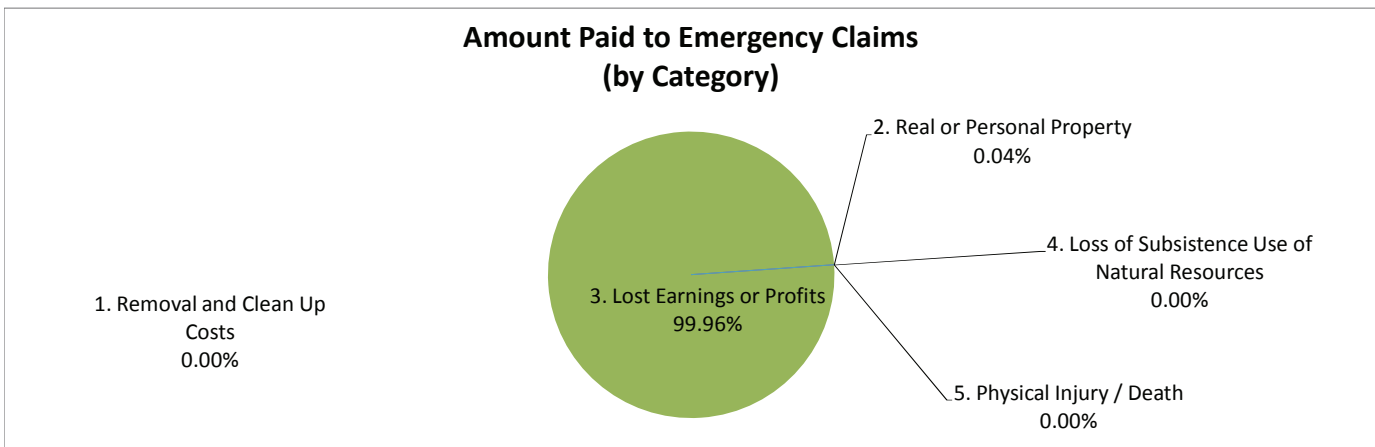
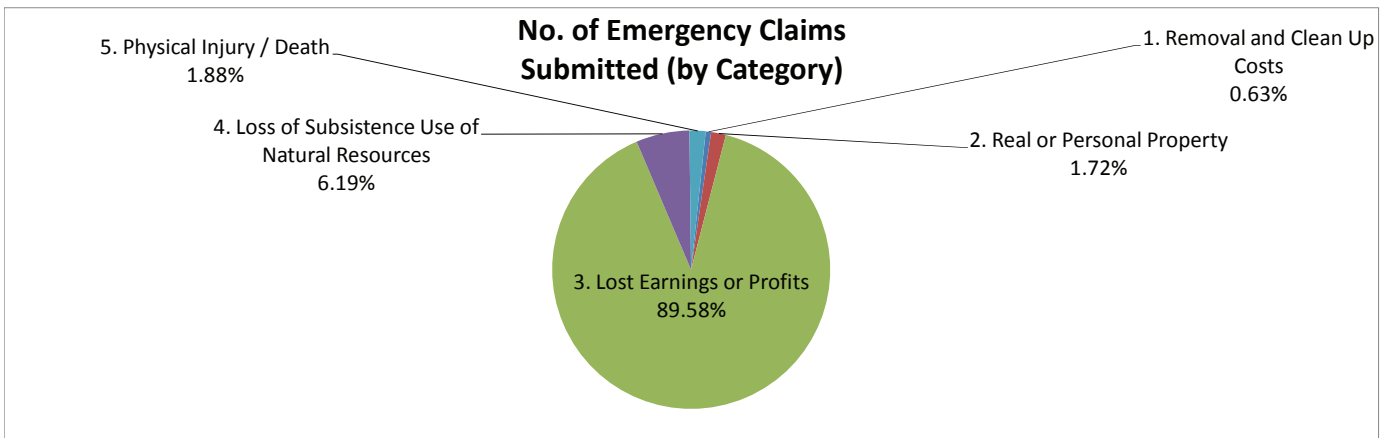
GCCCF Program Statistics - Overall Summary

(as of November 18, 2010, 5:05 PM ET)

Emergency Advance Claim Counts by Category

(Claimants may have more than one Claim Type)

Claims for Emergency Advance Payment	Claims Submitted	No. of Claims Paid	Amount Paid
1. Removal and Clean Up Costs	2,722	0	\$ -
2. Real or Personal Property	7,392	89	\$ 709,763.38
3. Lost Earnings or Profits	385,399	117,887	\$ 1,880,010,591.00
4. Loss of Subsistence Use of Natural Resources	26,643	5	\$ 13,000.00
5. Physical Injury / Death	8,081	18	\$ 14,336.50
Total to Date	430,237	117,999	\$ 1,880,747,690.88




GCCF Program Statistics - Overall Summary

(as of November 18, 2010, 5:05 PM ET)

Final Payment Claim Counts by Category

(Claimants may have more than one Claim Type)

Claims Seeking Final Payment	Claims Submitted	No. of Claims Paid	Amount Paid
1. Removal and Clean Up Costs	409	0	\$ -
2. Real or Personal Property	1,608	0	\$ -
3. Lost Earnings or Profits	19,718	0	\$ -
4. Loss of Subsistence Use of Natural Resources	2,136	0	\$ -
5. Physical Injury / Death	555	0	\$ -
Total to Date	24,426	0	\$ -



Amount Paid to Final Claims (by Category)

No data to chart yet

GCCF Program Statistics - Overall Summary (as of November 18, 2010, 5:05 PM ET)

Claims by Category and Amount (Claimants may have more than one Claim Type)

Claims by Category and Amount	No. of Claims Paid	Amount Paid
1. Removal and Clean Up Costs		
a. \$0.01 - \$5,000.00	0	\$ -
b. \$5,000.01 - \$10,000.00	0	\$ -
c. \$10,000.01 - \$25,000.00	0	\$ -
d. \$25,000.01 - \$100,000.00	0	\$ -
e. \$100,000.01 - \$500,000.00	0	\$ -
f. Over \$500,000.00	0	\$ -
Sub-Total to Date	0	\$ -
2. Real or Personal Property		
a. \$0.01 - \$5,000.00	57	\$ 114,500.00
b. \$5,000.01 - \$10,000.00	17	\$ 120,500.00
c. \$10,000.01 - \$25,000.00	10	\$ 164,200.00
d. \$25,000.01 - \$100,000.00	4	\$ 134,463.38
e. \$100,000.01 - \$500,000.00	1	\$ 176,100.00
f. Over \$500,000.00	0	\$ -
Sub-Total to Date	89	\$ 709,763.38
3. Lost Earnings or Profits		
a. \$0.01 - \$5,000.00	39,057	\$ 113,820,300.00
b. \$5,000.01 - \$10,000.00	32,462	\$ 244,692,500.00
c. \$10,000.01 - \$25,000.00	31,525	\$ 498,062,850.00
d. \$25,000.01 - \$100,000.00	12,837	\$ 590,673,565.00
e. \$100,000.01 - \$500,000.00	1,956	\$ 353,367,800.00
f. Over \$500,000.00	50	\$ 79,393,576.00
Sub-Total to Date	117,887	\$ 1,880,010,591.00

GCCF Program Statistics - Overall Summary (as of November 18, 2010, 5:05 PM ET)

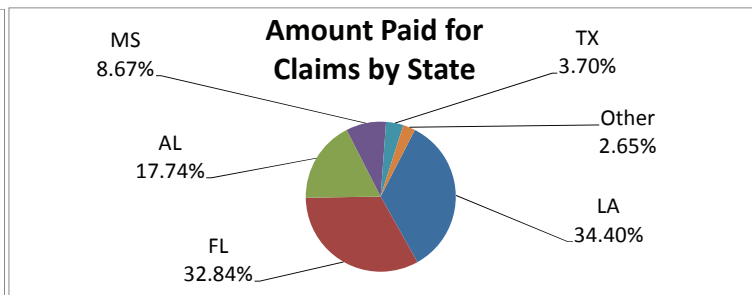
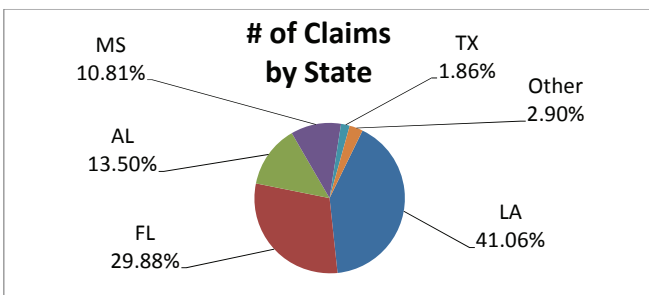
Claims by Category and Amount (Claimants may have more than one Claim Type)

Claims by Category and Amount	No. of Claims Paid	Amount Paid
4. Loss of Subsistence Use of Natural Resources		
a. \$0.01 - \$5,000.00	5	\$ 13,000.00
b. \$5,000.01 - \$10,000.00	0	\$ -
c. \$10,000.01 - \$25,000.00	0	\$ -
d. \$25,000.01 - \$100,000.00	0	\$ -
e. \$100,000.01 - \$500,000.00	0	\$ -
f. Over \$500,000.00	0	\$ -
Sub-Total to Date	5	\$ 13,000.00
5. Physical Injury / Death		
a. \$0.01 - \$5,000.00	18	\$ 14,336.50
b. \$5,000.01 - \$10,000.00	0	\$ -
c. \$10,000.01 - \$25,000.00	0	\$ -
d. \$25,000.01 - \$100,000.00	0	\$ -
e. \$100,000.01 - \$500,000.00	0	\$ -
f. Over \$500,000.00	0	\$ -
Sub-Total to Date	18	\$ 14,336.50
6. Other Claims		
a. \$0.01 - \$5,000.00	0	\$ -
b. \$5,000.01 - \$10,000.00	0	\$ -
c. \$10,000.01 - \$25,000.00	0	\$ -
d. \$25,000.01 - \$100,000.00	0	\$ -
e. \$100,000.01 - \$500,000.00	0	\$ -
f. Over \$500,000.00	0	\$ -
Sub-Total to Date	0	\$ -
Total to Date	117,999	\$ 1,880,747,690.88

GCCCF Program Statistics - Overall Summary (as of November 18, 2010, 5:05 PM ET)

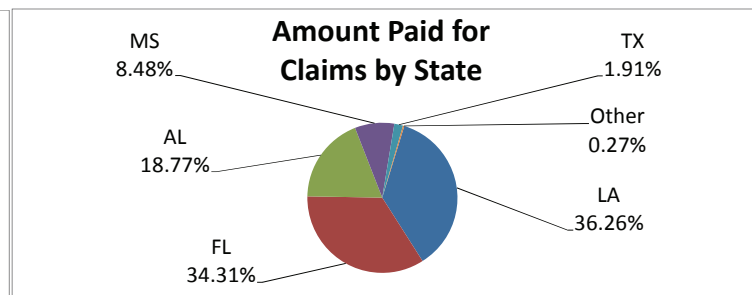
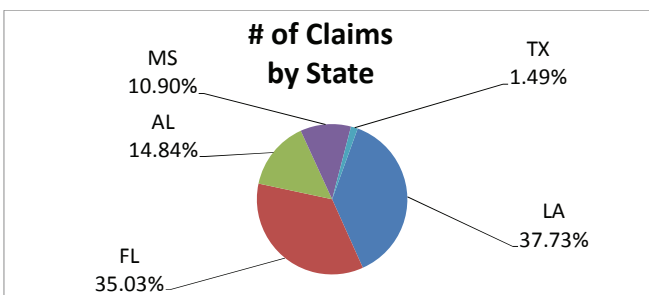
Claims by State of Residence (Claimants may have more than one Claim Type)

Claim State of Residence	Claims Submitted	No. of Claims Paid	Amount Paid
Louisiana	186,665	40,665	\$ 646,946,450.00
Florida	135,856	41,215	\$ 617,599,476.00
Alabama	61,360	18,863	\$ 333,695,728.38
Mississippi	49,154	10,741	\$ 163,088,536.50
Texas	8,447	2,042	\$ 69,505,800.00
Others	13,181	4,473	\$ 49,911,700.00
Total to Date	454,663	117,999	\$ 1,880,747,690.88



Claims by State of Loss (Claimants may have more than one Claim Type)

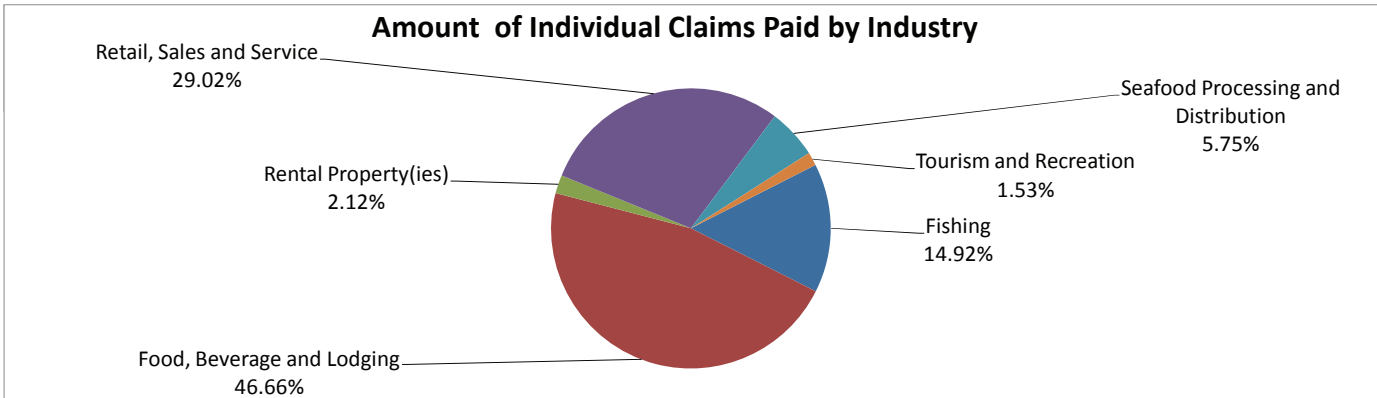
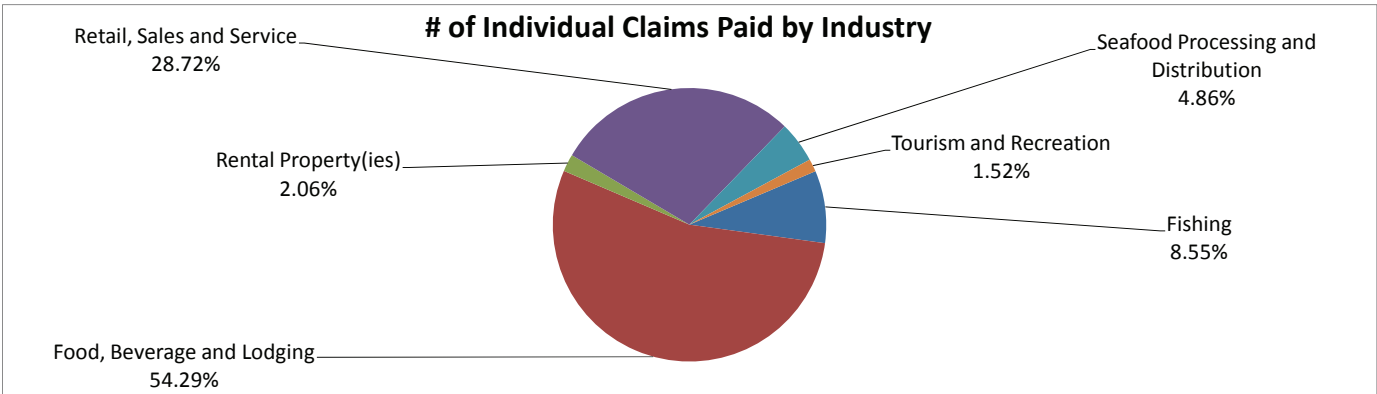
Claim State of Loss	Claims Submitted	No. of Claims Paid	Amount Paid
Louisiana	95,141	41,153	\$ 682,039,615.00
Florida	88,343	44,357	\$ 645,243,476.00
Alabama	37,423	20,423	\$ 353,027,000.00
Mississippi	27,492	10,368	\$ 159,446,900.00
Texas	3,760	1,420	\$ 35,972,100.00
Other State / Pending Location Verification		278	\$ 5,018,599.88
Total to Date		117,999	\$ 1,880,747,690.88



GCCF Program Statistics - Overall Summary
(as of November 18, 2010, 5:05 PM ET)

Individual Lost Earnings or Profits Claims Paid by Industry
(Claimants may have more than one Claim Type)

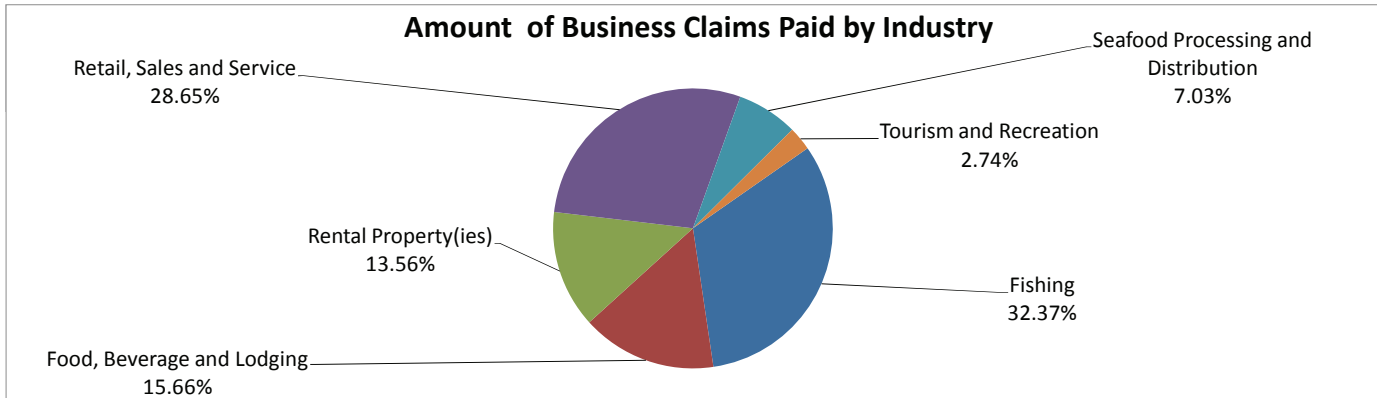
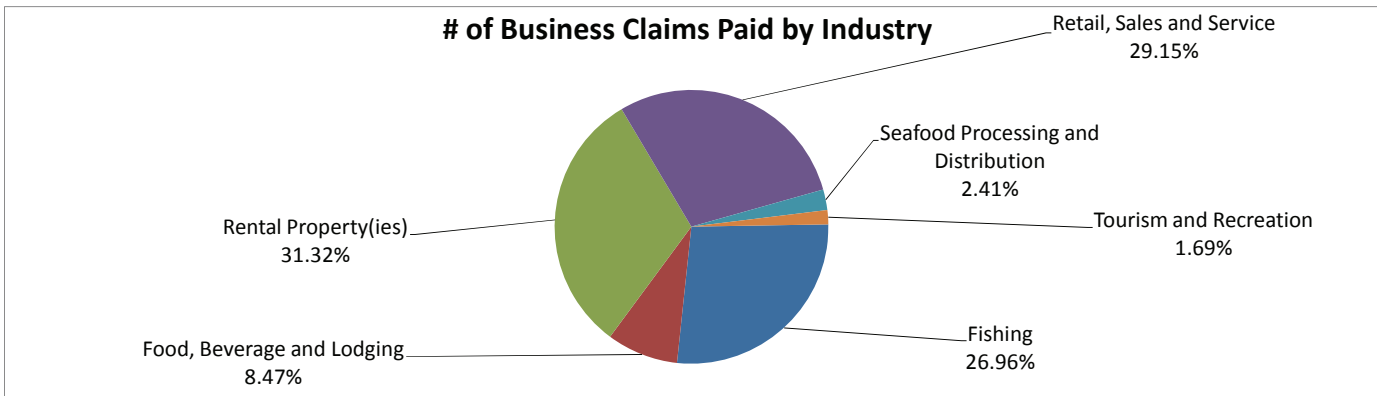
Claims by Amount	No. of Claims Paid	Amount Paid
Fishing	7,408	\$ 120,420,500.00
Food, Beverage and Lodging	47,041	\$ 376,630,000.00
Rental Property(ies)	1,786	\$ 17,071,700.00
Retail, Sales and Service	24,884	\$ 234,265,800.00
Seafood Processing and Distribution	4,211	\$ 46,388,515.00
Tourism and Recreation	1,317	\$ 12,376,100.00
Total to Date	86,647	\$ 807,152,615.00




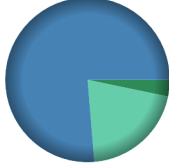



GCCF Program Statistics - Overall Summary
(as of November 18, 2010, 5:05 PM ET)

Business Lost Earnings or Profits Claims Paid by Industry
(Claimants may have more than one Claim Type)

Claims by Amount	No. of Claims Paid	Amount Paid
Fishing	8,422	\$ 347,255,800.00
Food, Beverage and Lodging	2,647	\$ 167,963,300.00
Rental Property(ies)	9,785	\$ 145,513,176.00
Retail, Sales and Service	9,105	\$ 307,366,400.00
Seafood Processing and Distribution	752	\$ 75,397,700.00
Tourism and Recreation	529	\$ 29,361,600.00
Total to Date	31,240	\$ 1,072,857,976.00


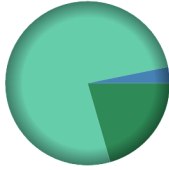





GCCF Program Statistics - Overall Summary (as of November 18, 2010, 5:05 PM ET)

County Name	Residents	Claimant Type	Claims Paid	Amount Paid	Payments in County
Autauga (Alabama)	43	<u>Claimant Type</u>	<u>Claims Paid</u>	<u>Amount Paid</u>	Payments in County  <ul style="list-style-type: none"> ■ Resident ■ Both
		Resident of County	13	\$112,400.00	
		Resident and Loss in County	1	\$2,300.00	
		Totals:	14	\$114,700.00	
Baldwin (Alabama)	23,856	<u>Claimant Type</u>	<u>Claims Paid</u>	<u>Amount Paid</u>	Payments in County  <ul style="list-style-type: none"> ■ Resident ■ Loss ■ Both
		Resident of County	505	\$7,829,763.38	
		Resident and Loss in County	8,844	\$183,378,700.00	
		Claim Loss in County	4,088	\$49,086,900.00	
Totals:	13,437	\$240,295,363.38			
Barbour (Alabama)	16	<u>Claimant Type</u>	<u>Claims Paid</u>	<u>Amount Paid</u>	Payments in County  <ul style="list-style-type: none"> ■ Resident ■ Both
		Resident of County	2	\$25,600.00	
		Resident and Loss in County	2	\$91,300.00	
		Totals:	4	\$116,900.00	
Bibb (Alabama)	10	<u>Claimant Type</u>	<u>Claims Paid</u>	<u>Amount Paid</u>	Payments in County  <ul style="list-style-type: none"> ■ Resident
		Resident of County	6	\$25,400.00	
		Totals:	6	\$25,400.00	
Blount (Alabama)	12	<u>Claimant Type</u>	<u>Claims Paid</u>	<u>Amount Paid</u>	Payments in County  <ul style="list-style-type: none"> ■ Resident
		Resident of County	3	\$14,200.00	
		Totals:	3	\$14,200.00	

GCCF Program Statistics - Overall Summary

(as of November 18, 2010, 5:05 PM ET)



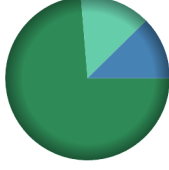
County (Alabama)	Total Claims	Claimant Type	Claims Paid	Amount Paid	Payments in County
Bullock	7				 <ul style="list-style-type: none"> Resident
		Resident of County	1	\$16,000.00	
		Totals:	1	\$16,000.00	
Butler	28				 <ul style="list-style-type: none"> Resident Loss Both
		Resident of County	4	\$34,800.00	
		Resident and Loss in County	1	\$5,400.00	
		Claim Loss in County	2	\$129,200.00	
Totals:	7	\$169,400.00			
Calhoun	79				 <ul style="list-style-type: none"> Resident
		Resident of County	21	\$205,100.00	
		Totals:	21	\$205,100.00	
Chambers	10				 <ul style="list-style-type: none"> Resident
		Resident of County	2	\$27,000.00	
		Totals:	2	\$27,000.00	
Cherokee	9				 <ul style="list-style-type: none"> Resident
		Resident of County	5	\$43,100.00	
		Totals:	5	\$43,100.00	

GCCF Program Statistics - Overall Summary

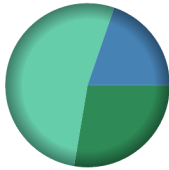




(as of November 18, 2010, 5:05 PM ET)

County (Alabama)	Total Claims	Claimant Type	Claims Paid	Amount Paid	Payments in County
Chilton (Alabama)	20	<u>Claimant Type</u>	<u>Claims Paid</u>	<u>Amount Paid</u>	Payments in County  <ul style="list-style-type: none"> ■ Resident ■ Both
		Resident of County	4	\$38,300.00	
		Resident and Loss in County	2	\$79,900.00	
		Totals:	6	\$118,200.00	
Choctaw (Alabama)	30	<u>Claimant Type</u>	<u>Claims Paid</u>	<u>Amount Paid</u>	Payments in County  <ul style="list-style-type: none"> ■ Resident ■ Both
		Resident of County	2	\$11,000.00	
		Resident and Loss in County	1	\$68,400.00	
		Totals:	3	\$79,400.00	
Clarke (Alabama)	214	<u>Claimant Type</u>	<u>Claims Paid</u>	<u>Amount Paid</u>	Payments in County  <ul style="list-style-type: none"> ■ Resident ■ Loss ■ Both
		Resident of County	30	\$291,800.00	
		Resident and Loss in County	4	\$35,600.00	
		Claim Loss in County	4	\$50,100.00	
		Totals:	38	\$377,500.00	
Clay (Alabama)	7	<u>Claimant Type</u>	<u>Claims Paid</u>	<u>Amount Paid</u>	Payments in County  <ul style="list-style-type: none"> ■ Resident
		Resident of County	4	\$55,200.00	
		Totals:	4	\$55,200.00	
Cleburne (Alabama)	3	<u>Claimant Type</u>	<u>Claims Paid</u>	<u>Amount Paid</u>	Payments in County  <ul style="list-style-type: none"> ■ Resident
		Resident of County	1	\$3,000.00	
		Totals:	1	\$3,000.00	

GCCF Program Statistics - Overall Summary (as of November 18, 2010, 5:05 PM ET)


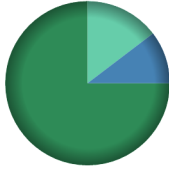

County (Alabama)	Total Claims	Claimant Type	Claims Paid	Amount Paid	Payments in County
Coffee (Alabama)	45	<u>Claimant Type</u>	<u>Claims Paid</u>	<u>Amount Paid</u>	Payments in County  <ul style="list-style-type: none"> Resident Both
		Resident of County	10	\$84,500.00	
		Resident and Loss in County	1	\$3,000.00	
		Totals:	11	\$87,500.00	
Colbert (Alabama)	41	<u>Claimant Type</u>	<u>Claims Paid</u>	<u>Amount Paid</u>	Payments in County  <ul style="list-style-type: none"> Resident
		Resident of County	24	\$240,200.00	
		Totals:	24	\$240,200.00	
		Conecuh (Alabama)	29	<u>Claimant Type</u>	
Resident of County	5			\$51,700.00	
Totals:	5			\$51,700.00	
Coosa (Alabama)	6			<u>Claimant Type</u>	<u>Claims Paid</u>
		Resident of County	4	\$42,700.00	
		Resident and Loss in County	1	\$150,000.00	
		Totals:	5	\$192,700.00	
Covington (Alabama)	102	<u>Claimant Type</u>	<u>Claims Paid</u>	<u>Amount Paid</u>	Payments in County  <ul style="list-style-type: none"> Resident Loss Both
		Resident of County	29	\$581,200.00	
		Resident and Loss in County	3	\$97,800.00	
		Claim Loss in County	2	\$109,500.00	
		Totals:	34	\$788,500.00	

GCCF Program Statistics - Overall Summary (as of November 18, 2010, 5:05 PM ET)

County (Alabama)	Total Claims	Claimant Type	Claims Paid	Amount Paid	Payments in County
Crenshaw (Alabama)	22	<u>Claimant Type</u>	<u>Claims Paid</u>	<u>Amount Paid</u>	 <ul style="list-style-type: none"> ■ Resident ■ Loss ■ Both
		Resident of County	1	\$2,100.00	
		Resident and Loss in County	1	\$1,500.00	
		Claim Loss in County	1	\$4,000.00	
Totals:	3	\$7,600.00			
Cullman (Alabama)	56	<u>Claimant Type</u>	<u>Claims Paid</u>	<u>Amount Paid</u>	 <ul style="list-style-type: none"> ■ Resident
		Resident of County	37	\$352,300.00	
		Totals:	37	\$352,300.00	
Dale (Alabama)	48	<u>Claimant Type</u>	<u>Claims Paid</u>	<u>Amount Paid</u>	 <ul style="list-style-type: none"> ■ Resident ■ Both
		Resident of County	9	\$70,100.00	
		Resident and Loss in County	1	\$37,600.00	
		Totals:	10	\$107,700.00	
Dallas (Alabama)	51	<u>Claimant Type</u>	<u>Claims Paid</u>	<u>Amount Paid</u>	 <ul style="list-style-type: none"> ■ Resident ■ Both
		Resident of County	10	\$108,600.00	
		Resident and Loss in County	1	\$15,000.00	
		Totals:	11	\$123,600.00	
Dekalb (Alabama)	21	<u>Claimant Type</u>	<u>Claims Paid</u>	<u>Amount Paid</u>	 <ul style="list-style-type: none"> ■ Resident ■ Loss
		Resident of County	14	\$146,700.00	
		Claim Loss in County	1	\$10,800.00	
		Totals:	15	\$157,500.00	

GCCF Program Statistics - Overall Summary






(as of November 18, 2010, 5:05 PM ET)

County (Alabama)	Total Claims	Claimant Type	Claims Paid	Amount Paid	Payments in County
Elmore (Alabama)	56	<u>Claimant Type</u>	<u>Claims Paid</u>	<u>Amount Paid</u>	Payments in County  <ul style="list-style-type: none"> ■ Resident ■ Both
		Resident of County	22	\$232,100.00	
		Resident and Loss in County	1	\$19,200.00	
		Totals:	23	\$251,300.00	
Escambia (Alabama)	325	<u>Claimant Type</u>	<u>Claims Paid</u>	<u>Amount Paid</u>	Payments in County  <ul style="list-style-type: none"> ■ Resident ■ Loss ■ Both
		Resident of County	51	\$720,300.00	
		Resident and Loss in County	10	\$99,600.00	
		Claim Loss in County	8	\$140,500.00	
Totals:	69	\$960,400.00			
Etowah (Alabama)	71	<u>Claimant Type</u>	<u>Claims Paid</u>	<u>Amount Paid</u>	Payments in County  <ul style="list-style-type: none"> ■ Resident
		Resident of County	32	\$482,200.00	
		Totals:	32	\$482,200.00	
Fayette (Alabama)	13	<u>Claimant Type</u>	<u>Claims Paid</u>	<u>Amount Paid</u>	Payments in County  <ul style="list-style-type: none"> ■ Resident
		Resident of County	12	\$75,200.00	
		Totals:	12	\$75,200.00	
Franklin (Alabama)	8	<u>Claimant Type</u>	<u>Claims Paid</u>	<u>Amount Paid</u>	Payments in County  <ul style="list-style-type: none"> ■ Resident
		Resident of County	7	\$65,900.00	
		Totals:	7	\$65,900.00	





GCCF Program Statistics - Overall Summary (as of November 18, 2010, 5:05 PM ET)

County (Alabama)	Total Claims	Claimant Type	Claims Paid	Amount Paid	Payments in County
Geneva (Alabama)	67	<u>Claimant Type</u>	<u>Claims Paid</u>	<u>Amount Paid</u>	 <ul style="list-style-type: none"> Resident
		Resident of County	17	\$150,800.00	
		Totals:	17	\$150,800.00	
Greene (Alabama)	5	<u>Claimant Type</u>	<u>Claims Paid</u>	<u>Amount Paid</u>	 <ul style="list-style-type: none"> Resident
		Resident of County	4	\$22,900.00	
		Totals:	4	\$22,900.00	
Hale (Alabama)	15	<u>Claimant Type</u>	<u>Claims Paid</u>	<u>Amount Paid</u>	 <ul style="list-style-type: none"> Resident Both
		Resident of County	8	\$147,900.00	
		Resident and Loss in County	1	\$100,000.00	
Totals:	9	\$247,900.00			
Henry (Alabama)	15	<u>Claimant Type</u>	<u>Claims Paid</u>	<u>Amount Paid</u>	 <ul style="list-style-type: none"> Resident
		Resident of County	3	\$15,600.00	
		Totals:	3	\$15,600.00	
Houston (Alabama)	163	<u>Claimant Type</u>	<u>Claims Paid</u>	<u>Amount Paid</u>	 <ul style="list-style-type: none"> Resident Loss Both
		Resident of County	33	\$229,900.00	
		Resident and Loss in County	3	\$205,900.00	
		Claim Loss in County	1	\$6,000.00	
Totals:	37	\$441,800.00			

GCCF Program Statistics - Overall Summary (as of November 18, 2010, 5:05 PM ET)


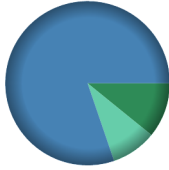

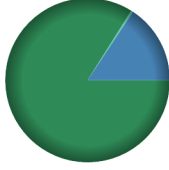

County (Alabama)	Total Claims	Claimant Type	Claims Paid	Amount Paid	Payments in County
Jackson (Alabama)	21	<u>Claimant Type</u>	<u>Claims Paid</u>	<u>Amount Paid</u>	Payments in County  <ul style="list-style-type: none"> ■ Resident ■ Loss
		Resident of County	9	\$102,500.00	
		Claim Loss in County	1	\$14,500.00	
		Totals:	10	\$117,000.00	
Jefferson (Alabama)	702	<u>Claimant Type</u>	<u>Claims Paid</u>	<u>Amount Paid</u>	Payments in County  <ul style="list-style-type: none"> ■ Resident ■ Loss ■ Both
		Resident of County	332	\$3,800,300.00	
		Resident and Loss in County	6	\$107,500.00	
		Claim Loss in County	3	\$55,800.00	
Totals:	341	\$3,963,600.00			
Lauderdale (Alabama)	41	<u>Claimant Type</u>	<u>Claims Paid</u>	<u>Amount Paid</u>	Payments in County  <ul style="list-style-type: none"> ■ Resident
		Resident of County	17	\$158,300.00	
		Totals:	17	\$158,300.00	
Lawrence (Alabama)	6	<u>Claimant Type</u>	<u>Claims Paid</u>	<u>Amount Paid</u>	Payments in County  <ul style="list-style-type: none"> ■ Resident ■ Loss
		Resident of County	2	\$21,200.00	
		Claim Loss in County	1	\$1,400.00	
		Totals:	3	\$22,600.00	
Lee (Alabama)	105	<u>Claimant Type</u>	<u>Claims Paid</u>	<u>Amount Paid</u>	Payments in County  <ul style="list-style-type: none"> ■ Resident
		Resident of County	41	\$388,000.00	
		Totals:	41	\$388,000.00	

GCCF Program Statistics - Overall Summary (as of November 18, 2010, 5:05 PM ET)

County (Alabama)	Total Claims	Claimant Type	Claims Paid	Amount Paid	Payments in County
Limestone (Alabama)	45	<u>Claimant Type</u>	<u>Claims Paid</u>	<u>Amount Paid</u>	Payments in County  <ul style="list-style-type: none"> Resident
		Resident of County	30	\$439,100.00	
		Totals:	30	\$439,100.00	
Macon (Alabama)	6	<u>Claimant Type</u>	<u>Claims Paid</u>	<u>Amount Paid</u>	Payments in County  <ul style="list-style-type: none"> Resident
		Resident of County	2	\$7,500.00	
		Totals:	2	\$7,500.00	
Madison (Alabama)	297	<u>Claimant Type</u>	<u>Claims Paid</u>	<u>Amount Paid</u>	Payments in County  <ul style="list-style-type: none"> Resident Loss Both
		Resident of County	141	\$1,667,600.00	
		Resident and Loss in County	5	\$56,600.00	
		Claim Loss in County	2	\$4,500.00	
Totals:	148	\$1,728,700.00			
Marengo (Alabama)	29	<u>Claimant Type</u>	<u>Claims Paid</u>	<u>Amount Paid</u>	Payments in County  <ul style="list-style-type: none"> Resident
		Resident of County	12	\$87,200.00	
		Totals:	12	\$87,200.00	
Marion (Alabama)	6	<u>Claimant Type</u>	<u>Claims Paid</u>	<u>Amount Paid</u>	Payments in County  <ul style="list-style-type: none"> Resident
		Resident of County	1	\$1,200.00	
		Totals:	1	\$1,200.00	

GCCF Program Statistics - Overall Summary






(as of November 18, 2010, 5:05 PM ET)

County (Alabama)	Total	Claimant Type	Claims Paid	Amount Paid	Payments in County
Marshall (Alabama)	52	<u>Claimant Type</u>	<u>Claims Paid</u>	<u>Amount Paid</u>	Payments in County  <ul style="list-style-type: none"> ■ Resident ■ Both
		Resident of County	26	\$321,700.00	
		Resident and Loss in County	1	\$37,200.00	
		Totals:	27	\$358,900.00	
Mobile (Alabama)	31,547	<u>Claimant Type</u>	<u>Claims Paid</u>	<u>Amount Paid</u>	Payments in County  <ul style="list-style-type: none"> ■ Resident ■ Loss ■ Both
		Resident of County	1,059	\$14,366,565.00	
		Resident and Loss in County	6,728	\$106,097,600.00	
		Claim Loss in County	647	\$11,786,100.00	
Totals:	8,434	\$132,250,265.00			
Monroe (Alabama)	115	<u>Claimant Type</u>	<u>Claims Paid</u>	<u>Amount Paid</u>	Payments in County  <ul style="list-style-type: none"> ■ Resident ■ Both
		Resident of County	39	\$625,000.00	
		Resident and Loss in County	11	\$145,400.00	
		Totals:	50	\$770,400.00	
Montgomery (Alabama)	293	<u>Claimant Type</u>	<u>Claims Paid</u>	<u>Amount Paid</u>	Payments in County  <ul style="list-style-type: none"> ■ Resident ■ Loss ■ Both
		Resident of County	99	\$1,915,100.00	
		Resident and Loss in County	9	\$358,100.00	
		Claim Loss in County	2	\$8,600.00	
Totals:	110	\$2,281,800.00			
Morgan (Alabama)	87	<u>Claimant Type</u>	<u>Claims Paid</u>	<u>Amount Paid</u>	Payments in County  <ul style="list-style-type: none"> ■ Resident ■ Both
		Resident of County	51	\$544,800.00	
		Resident and Loss in County	1	\$2,400.00	
		Totals:	52	\$547,200.00	

GCCF Program Statistics - Overall Summary (as of November 18, 2010, 5:05 PM ET)



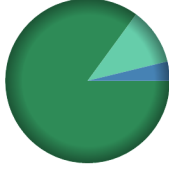
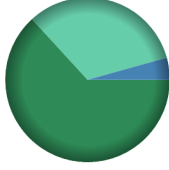
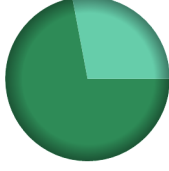
County (Alabama)	Total Claims	Claimant Type	Claims Paid	Amount Paid	Payments in County
Perry (Alabama)	3	<u>Claimant Type</u>	<u>Claims Paid</u>	<u>Amount Paid</u>	Payments in County  Loss
		Claim Loss in County	1	\$35,000.00	
		Totals:	1	\$35,000.00	
Pickens (Alabama)	12	<u>Claimant Type</u>	<u>Claims Paid</u>	<u>Amount Paid</u>	Payments in County  Resident
		Resident of County	5	\$74,500.00	
		Totals:	5	\$74,500.00	
Pike (Alabama)	40	<u>Claimant Type</u>	<u>Claims Paid</u>	<u>Amount Paid</u>	Payments in County  Resident
		Resident of County	6	\$44,100.00	
		Totals:	6	\$44,100.00	
Randolph (Alabama)	7	<u>Claimant Type</u>	<u>Claims Paid</u>	<u>Amount Paid</u>	Payments in County  Resident
		Resident of County	4	\$50,300.00	
		Totals:	4	\$50,300.00	
Russell (Alabama)	26	<u>Claimant Type</u>	<u>Claims Paid</u>	<u>Amount Paid</u>	Payments in County  Resident
		Resident of County	4	\$42,200.00	
		Totals:	4	\$42,200.00	

GCCF Program Statistics - Overall Summary (as of November 18, 2010, 5:05 PM ET)

County (Alabama)	Total Claims	Claimant Type	Claims Paid	Amount Paid	Payments in County
Shelby (Alabama)	259	<u>Claimant Type</u>	<u>Claims Paid</u>	<u>Amount Paid</u>	Payments in County  <ul style="list-style-type: none"> ■ Resident ■ Loss ■ Both
		Resident of County	125	\$1,476,000.00	
		Resident and Loss in County	2	\$23,500.00	
		Claim Loss in County	1	\$28,800.00	
Totals:			128	\$1,528,300.00	
St. Clair (Alabama)	48	<u>Claimant Type</u>	<u>Claims Paid</u>	<u>Amount Paid</u>	Payments in County  <ul style="list-style-type: none"> ■ Resident ■ Both
		Resident of County	24	\$333,000.00	
		Resident and Loss in County	1	\$32,700.00	
		Totals:			
Sumter (Alabama)	8	<u>Claimant Type</u>	<u>Claims Paid</u>	<u>Amount Paid</u>	Payments in County  <ul style="list-style-type: none"> ■ Resident
		Resident of County	1	\$46,200.00	
		Totals:			
Talladega (Alabama)	49	<u>Claimant Type</u>	<u>Claims Paid</u>	<u>Amount Paid</u>	Payments in County  <ul style="list-style-type: none"> ■ Resident
		Resident of County	23	\$136,600.00	
		Totals:			
Tallapoosa (Alabama)	26	<u>Claimant Type</u>	<u>Claims Paid</u>	<u>Amount Paid</u>	Payments in County  <ul style="list-style-type: none"> ■ Resident
		Resident of County	10	\$65,300.00	
		Totals:			


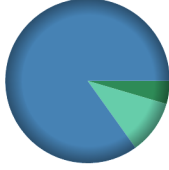
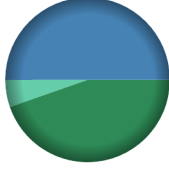
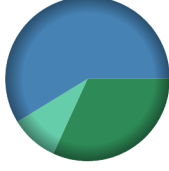
GCCF Program Statistics - Overall Summary

(as of November 18, 2010, 5:05 PM ET)

County (Alabama)	Total Claims	Claimant Type	Claims Paid	Amount Paid	Payments in County
Tuscaloosa	249	Resident of County	124	\$1,141,600.00	 <ul style="list-style-type: none"> ■ Resident ■ Loss ■ Both
		Resident and Loss in County	2	\$22,000.00	
		Claim Loss in County	2	\$49,000.00	
		Totals:	128	\$1,212,600.00	
Unknown	121	Resident of County	40	\$1,123,900.00	 <ul style="list-style-type: none"> ■ Resident
		Totals:	40	\$1,123,900.00	
Walker	39	Resident of County	17	\$213,200.00	 <ul style="list-style-type: none"> ■ Resident ■ Loss ■ Both
		Resident and Loss in County	1	\$9,500.00	
		Claim Loss in County	2	\$28,000.00	
		Totals:	20	\$250,700.00	
Washington	253	Resident of County	19	\$219,100.00	 <ul style="list-style-type: none"> ■ Resident ■ Loss ■ Both
		Resident and Loss in County	1	\$15,000.00	
		Claim Loss in County	5	\$112,600.00	
		Totals:	25	\$346,700.00	
Wilcox	52	Resident of County	11	\$172,600.00	 <ul style="list-style-type: none"> ■ Resident ■ Both
		Resident and Loss in County	3	\$67,000.00	
		Totals:	14	\$239,600.00	

GCCF Program Statistics - Overall Summary

(as of November 18, 2010, 5:05 PM ET)

County	Total Claims	Claimant Type	Claims Paid	Amount Paid	Payments in County
Winston (Alabama)	15	<u>Claimant Type</u>	<u>Claims Paid</u>	<u>Amount Paid</u>	Payments in County  <ul style="list-style-type: none"> Resident
		Resident of County	5	\$189,800.00	
		Totals:	5	\$189,800.00	
		Aachua (Florida)	103	<u>Claimant Type</u>	
Resident of County	20			\$156,500.00	
Resident and Loss in County	5			\$145,600.00	
Claim Loss in County	1			\$12,000.00	
Totals:	26	\$314,100.00			
Bay (Florida)	30,971	<u>Claimant Type</u>	<u>Claims Paid</u>	<u>Amount Paid</u>	Payments in County  <ul style="list-style-type: none"> Resident Loss Both
		Resident of County	592	\$7,166,300.00	
		Resident and Loss in County	10,136	\$133,888,876.00	
		Claim Loss in County	1,638	\$16,655,300.00	
Totals:	12,366	\$157,710,476.00			
Brevard (Florida)	157	<u>Claimant Type</u>	<u>Claims Paid</u>	<u>Amount Paid</u>	Payments in County  <ul style="list-style-type: none"> Resident Loss Both
		Resident of County	13	\$254,100.00	
		Resident and Loss in County	8	\$284,600.00	
		Claim Loss in County	2	\$30,300.00	
Totals:	23	\$569,000.00			
Broward (Florida)	827	<u>Claimant Type</u>	<u>Claims Paid</u>	<u>Amount Paid</u>	Payments in County  <ul style="list-style-type: none"> Resident Loss Both
		Resident of County	26	\$825,400.00	
		Resident and Loss in County	9	\$1,522,300.00	
		Claim Loss in County	11	\$244,200.00	
Totals:	46	\$2,591,900.00			

GCCF Program Statistics - Overall Summary

(as of November 18, 2010, 5:05 PM ET)

County (Florida)	Total Claims	Claimant Type	Claims Paid	Amount Paid	Payments in County
Calhoun (Florida)	175	<u>Claimant Type</u>	<u>Claims Paid</u>	<u>Amount Paid</u>	<p>Payments in County</p> <ul style="list-style-type: none"> Resident Loss Both
		Resident of County	27	\$294,500.00	
		Resident and Loss in County	1	\$6,000.00	
		Claim Loss in County	1	\$4,200.00	
		Totals:	29	\$304,700.00	
Charlotte (Florida)	281	<u>Claimant Type</u>	<u>Claims Paid</u>	<u>Amount Paid</u>	<p>Payments in County</p> <ul style="list-style-type: none"> Resident Loss Both
		Resident of County	8	\$109,000.00	
		Resident and Loss in County	28	\$1,043,400.00	
		Claim Loss in County	10	\$75,100.00	
		Totals:	46	\$1,227,500.00	
Citrus (Florida)	249	<u>Claimant Type</u>	<u>Claims Paid</u>	<u>Amount Paid</u>	<p>Payments in County</p> <ul style="list-style-type: none"> Resident Loss Both
		Resident of County	24	\$411,000.00	
		Resident and Loss in County	84	\$1,396,500.00	
		Claim Loss in County	7	\$162,700.00	
		Totals:	115	\$1,970,200.00	
Clay (Florida)	61	<u>Claimant Type</u>	<u>Claims Paid</u>	<u>Amount Paid</u>	<p>Payments in County</p> <ul style="list-style-type: none"> Resident Loss Both
		Resident of County	5	\$26,600.00	
		Resident and Loss in County	1	\$125,000.00	
		Claim Loss in County	1	\$18,700.00	
		Totals:	7	\$170,300.00	
Collier (Florida)	11,534	<u>Claimant Type</u>	<u>Claims Paid</u>	<u>Amount Paid</u>	<p>Payments in County</p> <ul style="list-style-type: none"> Resident Loss Both
		Resident of County	57	\$538,600.00	
		Resident and Loss in County	894	\$9,832,800.00	
		Claim Loss in County	27	\$156,500.00	
		Totals:	978	\$10,527,900.00	

GCCF Program Statistics - Overall Summary

(as of November 18, 2010, 5:05 PM ET)

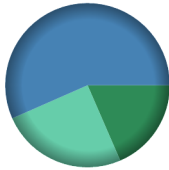
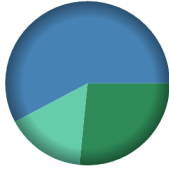
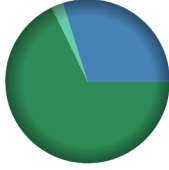

County (Florida)	Total Claims	Claimant Type	Claims Paid	Amount Paid	Payments in County
Columbia (Florida)	24	<u>Claimant Type</u>	<u>Claims Paid</u>	<u>Amount Paid</u>	<ul style="list-style-type: none"> Resident Both
		Resident of County	5	\$96,700.00	
		Resident and Loss in County	1	\$40,000.00	
		Totals:	6	\$136,700.00	
Dixie (Florida)	32	<u>Claimant Type</u>	<u>Claims Paid</u>	<u>Amount Paid</u>	<ul style="list-style-type: none"> Resident Loss Both
		Resident of County	1	\$3,000.00	
		Resident and Loss in County	12	\$353,400.00	
		Claim Loss in County	4	\$89,700.00	
Totals:	17	\$446,100.00			
Duval (Florida)	399	<u>Claimant Type</u>	<u>Claims Paid</u>	<u>Amount Paid</u>	<ul style="list-style-type: none"> Resident Loss Both
		Resident of County	41	\$714,400.00	
		Resident and Loss in County	16	\$1,194,800.00	
		Claim Loss in County	7	\$136,800.00	
Totals:	64	\$2,046,000.00			
Escambia (Florida)	18,803	<u>Claimant Type</u>	<u>Claims Paid</u>	<u>Amount Paid</u>	<ul style="list-style-type: none"> Resident Loss Both
		Resident of County	1,684	\$18,384,400.00	
		Resident and Loss in County	5,093	\$69,927,300.00	
		Claim Loss in County	1,178	\$15,020,900.00	
Totals:	7,955	\$103,332,600.00			
Flagler (Florida)	30	<u>Claimant Type</u>	<u>Claims Paid</u>	<u>Amount Paid</u>	<ul style="list-style-type: none"> Resident
		Resident of County	2	\$65,400.00	
		Totals:	2	\$65,400.00	

GCCF Program Statistics - Overall Summary (as of November 18, 2010, 5:05 PM ET)

County (Florida)	Total Claims	Claimant Type	Claims Paid	Amount Paid	Payments in County
Franklin (Florida)	2,242	<u>Claimant Type</u>	<u>Claims Paid</u>	<u>Amount Paid</u>	<p>Payments in County</p> <ul style="list-style-type: none"> Resident Loss Both
		Resident of County	43	\$556,200.00	
		Resident and Loss in County	1,185	\$14,116,900.00	
		Claim Loss in County	137	\$1,873,600.00	
		Totals:	1,365	\$16,546,700.00	
Gadsden (Florida)	90	<u>Claimant Type</u>	<u>Claims Paid</u>	<u>Amount Paid</u>	<p>Payments in County</p> <ul style="list-style-type: none"> Resident Loss Both
		Resident of County	8	\$150,900.00	
		Resident and Loss in County	2	\$44,200.00	
		Claim Loss in County	1	\$6,000.00	
		Totals:	11	\$201,100.00	
Gulf (Florida)	1,741	<u>Claimant Type</u>	<u>Claims Paid</u>	<u>Amount Paid</u>	<p>Payments in County</p> <ul style="list-style-type: none"> Resident Loss Both
		Resident of County	119	\$1,266,800.00	
		Resident and Loss in County	446	\$9,164,400.00	
		Claim Loss in County	121	\$1,479,900.00	
		Totals:	686	\$11,911,100.00	
Hardee (Florida)	5	<u>Claimant Type</u>	<u>Claims Paid</u>	<u>Amount Paid</u>	<p>Payments in County</p> <ul style="list-style-type: none"> Resident
		Resident of County	1	\$15,000.00	
		Totals:	1	\$15,000.00	
Hendry (Florida)	91	<u>Claimant Type</u>	<u>Claims Paid</u>	<u>Amount Paid</u>	<p>Payments in County</p> <ul style="list-style-type: none"> Resident
		Resident of County	1	\$24,000.00	
		Totals:	1	\$24,000.00	

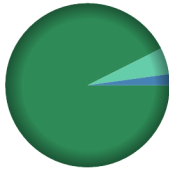


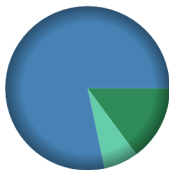
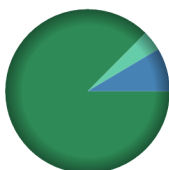
GCCF Program Statistics - Overall Summary

(as of November 18, 2010, 5:05 PM ET)

County (Florida)	Total Claims	Claimant Type	Claims Paid	Amount Paid	Payments in County
Hernando (Florida)	174	<u>Claimant Type</u>	<u>Claims Paid</u>	<u>Amount Paid</u>	 <ul style="list-style-type: none"> ■ Resident ■ Loss ■ Both
		Resident of County	22	\$360,300.00	
		Resident and Loss in County	46	\$1,102,500.00	
		Claim Loss in County	17	\$484,800.00	
		Totals:	85	\$1,947,600.00	
Hillsborough (Florida)	2,057	<u>Claimant Type</u>	<u>Claims Paid</u>	<u>Amount Paid</u>	 <ul style="list-style-type: none"> ■ Resident ■ Loss ■ Both
		Resident of County	74	\$1,036,100.00	
		Resident and Loss in County	106	\$2,252,600.00	
		Claim Loss in County	38	\$611,800.00	
		Totals:	218	\$3,900,500.00	
Holmes (Florida)	508	<u>Claimant Type</u>	<u>Claims Paid</u>	<u>Amount Paid</u>	 <ul style="list-style-type: none"> ■ Resident ■ Loss ■ Both
		Resident of County	119	\$967,700.00	
		Resident and Loss in County	26	\$426,100.00	
		Claim Loss in County	8	\$32,700.00	
		Totals:	153	\$1,426,500.00	
Indian River (Florida)	76	<u>Claimant Type</u>	<u>Claims Paid</u>	<u>Amount Paid</u>	 <ul style="list-style-type: none"> ■ Loss ■ Both
		Resident and Loss in County	3	\$157,000.00	
		Claim Loss in County	1	\$65,000.00	
		Totals:	4	\$222,000.00	
		Jackson (Florida)	418	<u>Claimant Type</u>	
Resident of County	42			\$572,100.00	
Resident and Loss in County	3			\$96,000.00	
Claim Loss in County	1			\$7,900.00	
Totals:	46			\$676,000.00	

GCCF Program Statistics - Overall Summary

(as of November 18, 2010, 5:05 PM ET)

County (Florida)	Total Claims	Claimant Type	Claims Paid	Amount Paid	Payments in County
Jefferson (Florida)	14	<u>Claimant Type</u>	<u>Claims Paid</u>	<u>Amount Paid</u>	 <ul style="list-style-type: none"> ■ Resident ■ Loss ■ Both
		Resident of County	4	\$106,200.00	
		Resident and Loss in County	2	\$2,500.00	
		Claim Loss in County	1	\$6,000.00	
Totals:	7	\$114,700.00			
Lafayette (Florida)	6	<u>Claimant Type</u>	<u>Claims Paid</u>	<u>Amount Paid</u>	 <ul style="list-style-type: none"> ■ Both
		Resident and Loss in County	1	\$226,700.00	
		Totals:	1	\$226,700.00	
Lake (Florida)	73	<u>Claimant Type</u>	<u>Claims Paid</u>	<u>Amount Paid</u>	 <ul style="list-style-type: none"> ■ Resident ■ Both
		Resident of County	9	\$84,100.00	
		Resident and Loss in County	5	\$137,900.00	
		Totals:	14	\$222,000.00	
Lee (Florida)	4,719	<u>Claimant Type</u>	<u>Claims Paid</u>	<u>Amount Paid</u>	 <ul style="list-style-type: none"> ■ Resident ■ Loss ■ Both
		Resident of County	42	\$703,600.00	
		Resident and Loss in County	217	\$3,701,300.00	
		Claim Loss in County	44	\$320,200.00	
Totals:	303	\$4,725,100.00			
Leon (Florida)	619	<u>Claimant Type</u>	<u>Claims Paid</u>	<u>Amount Paid</u>	 <ul style="list-style-type: none"> ■ Resident ■ Loss ■ Both
		Resident of County	103	\$1,906,500.00	
		Resident and Loss in County	6	\$186,600.00	
		Claim Loss in County	6	\$87,800.00	
Totals:	115	\$2,180,900.00			

GCCF Program Statistics - Overall Summary

(as of November 18, 2010, 5:05 PM ET)




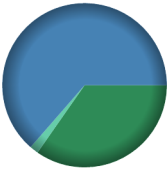
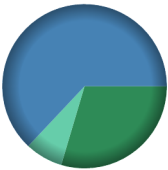
Levy (Florida)	182	<u>Claimant Type</u>	<u>Claims Paid</u>	<u>Amount Paid</u>	Payments in County
		Resident of County	10	\$229,300.00	<ul style="list-style-type: none"> ■ Resident ■ Loss ■ Both
		Resident and Loss in County	73	\$1,914,700.00	
		Claim Loss in County	10	\$246,500.00	
		Totals:	93	\$2,390,500.00	
Liberty (Florida)	62	<u>Claimant Type</u>	<u>Claims Paid</u>	<u>Amount Paid</u>	Payments in County
		Resident of County	19	\$165,200.00	<ul style="list-style-type: none"> ■ Resident ■ Loss ■ Both
		Resident and Loss in County	3	\$36,200.00	
		Claim Loss in County	2	\$49,600.00	
		Totals:	24	\$251,000.00	
Madison (Florida)	12	<u>Claimant Type</u>	<u>Claims Paid</u>	<u>Amount Paid</u>	Payments in County
		Resident of County	1	\$2,100.00	<ul style="list-style-type: none"> ■ Resident ■ Loss
		Claim Loss in County	2	\$21,200.00	
		Totals:	3	\$23,300.00	
Manatee (Florida)	563	<u>Claimant Type</u>	<u>Claims Paid</u>	<u>Amount Paid</u>	Payments in County
		Resident of County	23	\$512,600.00	<ul style="list-style-type: none"> ■ Resident ■ Loss ■ Both
		Resident and Loss in County	52	\$2,115,600.00	
		Claim Loss in County	21	\$479,000.00	
		Totals:	96	\$3,107,200.00	
Marion (Florida)	88	<u>Claimant Type</u>	<u>Claims Paid</u>	<u>Amount Paid</u>	Payments in County
		Resident of County	11	\$136,700.00	<ul style="list-style-type: none"> ■ Resident ■ Loss ■ Both
		Resident and Loss in County	2	\$29,100.00	
		Claim Loss in County	2	\$59,800.00	
		Totals:	15	\$225,600.00	

GCCF Program Statistics - Overall Summary

(as of November 18, 2010, 5:05 PM ET)

County (Florida)	Total Claims	Claimant Type	Claims Paid	Amount Paid	Payments in County
Martin (Florida)	45	<u>Claimant Type</u>	<u>Claims Paid</u>	<u>Amount Paid</u>	<p>Payments in County</p> <ul style="list-style-type: none"> Resident Loss Both
		Resident of County	2	\$27,200.00	
		Resident and Loss in County	5	\$109,500.00	
		Claim Loss in County	1	\$33,000.00	
		Totals:	8	\$169,700.00	
Miami-dade (Florida)	2,095	<u>Claimant Type</u>	<u>Claims Paid</u>	<u>Amount Paid</u>	<p>Payments in County</p> <ul style="list-style-type: none"> Resident Loss Both
		Resident of County	47	\$642,900.00	
		Resident and Loss in County	40	\$788,900.00	
		Claim Loss in County	16	\$330,700.00	
		Totals:	103	\$1,762,500.00	
Monroe (Florida)	5,216	<u>Claimant Type</u>	<u>Claims Paid</u>	<u>Amount Paid</u>	<p>Payments in County</p> <ul style="list-style-type: none"> Resident Loss Both
		Resident of County	39	\$838,700.00	
		Resident and Loss in County	842	\$20,301,700.00	
		Claim Loss in County	52	\$656,200.00	
		Totals:	933	\$21,796,600.00	
Nassau (Florida)	24	<u>Claimant Type</u>	<u>Claims Paid</u>	<u>Amount Paid</u>	<p>Payments in County</p> <ul style="list-style-type: none"> Resident Loss Both
		Resident of County	3	\$65,200.00	
		Resident and Loss in County	2	\$31,100.00	
		Claim Loss in County	2	\$33,300.00	
		Totals:	7	\$129,600.00	
Okaloosa (Florida)	24,894	<u>Claimant Type</u>	<u>Claims Paid</u>	<u>Amount Paid</u>	<p>Payments in County</p> <ul style="list-style-type: none"> Resident Loss Both
		Resident of County	1,482	\$17,646,100.00	
		Resident and Loss in County	8,174	\$131,828,600.00	
		Claim Loss in County	3,384	\$40,207,500.00	
		Totals:	13,040	\$189,682,200.00	

GCCF Program Statistics - Overall Summary (as of November 18, 2010, 5:05 PM ET)






County (Florida)	Total Claims	Claimant Type	Claims Paid	Amount Paid	Payments in County
Okeechobee (Florida)	9	<u>Claimant Type</u>	<u>Claims Paid</u>	<u>Amount Paid</u>	 <ul style="list-style-type: none"> Loss
		Claim Loss in County	1	\$5,000.00	
		Totals:	1	\$5,000.00	
Orange (Florida)	1,370	<u>Claimant Type</u>	<u>Claims Paid</u>	<u>Amount Paid</u>	 <ul style="list-style-type: none"> Resident Both
		Resident of County	65	\$845,500.00	
		Resident and Loss in County	8	\$228,600.00	
Totals:	73	\$1,074,100.00			
Osceola (Florida)	96	<u>Claimant Type</u>	<u>Claims Paid</u>	<u>Amount Paid</u>	 <ul style="list-style-type: none"> Resident
		Resident of County	5	\$41,100.00	
		Totals:	5	\$41,100.00	
Palm Beach (Florida)	575	<u>Claimant Type</u>	<u>Claims Paid</u>	<u>Amount Paid</u>	 <ul style="list-style-type: none"> Resident Loss Both
		Resident of County	20	\$248,400.00	
		Resident and Loss in County	9	\$455,500.00	
Claim Loss in County	2	\$12,200.00			
Totals:	31	\$716,100.00			
Pasco (Florida)	568	<u>Claimant Type</u>	<u>Claims Paid</u>	<u>Amount Paid</u>	 <ul style="list-style-type: none"> Resident Loss Both
		Resident of County	75	\$1,207,400.00	
		Resident and Loss in County	97	\$2,571,700.00	
Claim Loss in County	19	\$302,600.00			
Totals:	191	\$4,081,700.00			

GCCF Program Statistics - Overall Summary

(as of November 18, 2010, 5:05 PM ET)

County (Florida)	Total Claims	Claimant Type	Claims Paid	Amount Paid	Payments in County
Pinellas (Florida)	4,196	<u>Claimant Type</u>	<u>Claims Paid</u>	<u>Amount Paid</u>	<p>Payments in County</p> <ul style="list-style-type: none"> Resident Loss Both
		Resident of County	55	\$1,453,500.00	
		Resident and Loss in County	562	\$9,622,300.00	
		Claim Loss in County	117	\$1,704,300.00	
		Totals:	734	\$12,780,100.00	
Polk (Florida)	376	<u>Claimant Type</u>	<u>Claims Paid</u>	<u>Amount Paid</u>	<p>Payments in County</p> <ul style="list-style-type: none"> Resident Loss Both
		Resident of County	13	\$183,600.00	
		Resident and Loss in County	5	\$145,000.00	
		Claim Loss in County	1	\$9,200.00	
		Totals:	19	\$337,800.00	
Putnam (Florida)	16	<u>Claimant Type</u>	<u>Claims Paid</u>	<u>Amount Paid</u>	<p>Payments in County</p> <ul style="list-style-type: none"> Both
		Resident and Loss in County	2	\$51,500.00	
		Totals:	2	\$51,500.00	
Santa Rosa (Florida)	8,721	<u>Claimant Type</u>	<u>Claims Paid</u>	<u>Amount Paid</u>	<p>Payments in County</p> <ul style="list-style-type: none"> Resident Loss Both
		Resident of County	1,067	\$11,360,500.00	
		Resident and Loss in County	1,935	\$37,614,100.00	
		Claim Loss in County	1,323	\$14,921,700.00	
		Totals:	4,325	\$63,896,300.00	
Sarasota (Florida)	494	<u>Claimant Type</u>	<u>Claims Paid</u>	<u>Amount Paid</u>	<p>Payments in County</p> <ul style="list-style-type: none"> Resident Loss Both
		Resident of County	14	\$138,100.00	
		Resident and Loss in County	37	\$1,269,200.00	
		Claim Loss in County	10	\$137,800.00	
		Totals:	61	\$1,545,100.00	

GCCF Program Statistics - Overall Summary (as of November 18, 2010, 5:05 PM ET)

County (Florida)	Total Claims	Claimant Type	Claims Paid	Amount Paid	Payments in County
Seminole (Florida)	106				 <ul style="list-style-type: none"> Resident
		Resident of County	15	\$195,600.00	
		Totals:	15	\$195,600.00	
St. Johns (Florida)	59				 <ul style="list-style-type: none"> Resident Both
		Resident of County	9	\$163,300.00	
		Resident and Loss in County	4	\$76,500.00	
Totals:	13	\$239,800.00			
St. Lucie (Florida)	152				 <ul style="list-style-type: none"> Resident Both
		Resident of County	4	\$76,500.00	
		Resident and Loss in County	3	\$65,000.00	
Totals:	7	\$141,500.00			
Sumter (Florida)	17				 <ul style="list-style-type: none"> Resident
		Resident of County	8	\$169,100.00	
		Totals:	8	\$169,100.00	
Suwannee (Florida)	14				 <ul style="list-style-type: none"> Resident
		Resident of County	1	\$3,200.00	
		Totals:	1	\$3,200.00	

GCCF Program Statistics - Overall Summary

(as of November 18, 2010, 5:05 PM ET)

County (Florida)	Total Claims	Claimant Type	Claims Paid	Amount Paid	Payments in County
Taylor (Florida)	80	<u>Claimant Type</u>	<u>Claims Paid</u>	<u>Amount Paid</u>	
		Resident of County	8	\$298,200.00	
		Resident and Loss in County	36	\$1,334,000.00	
		Claim Loss in County	1	\$4,800.00	
Totals:	45	\$1,637,000.00			
Unknown (Florida)	183	<u>Claimant Type</u>	<u>Claims Paid</u>	<u>Amount Paid</u>	
		Resident of County	39	\$787,600.00	
		Totals:	39	\$787,600.00	
Volusia (Florida)	102	<u>Claimant Type</u>	<u>Claims Paid</u>	<u>Amount Paid</u>	
		Resident of County	7	\$190,500.00	
		Resident and Loss in County	4	\$482,000.00	
		Claim Loss in County	3	\$33,800.00	
Totals:	14	\$706,300.00			
Wakulla (Florida)	608	<u>Claimant Type</u>	<u>Claims Paid</u>	<u>Amount Paid</u>	
		Resident of County	38	\$932,400.00	
		Resident and Loss in County	306	\$6,634,300.00	
		Claim Loss in County	27	\$689,600.00	
Totals:	371	\$8,256,300.00			
Walton (Florida)	11,752	<u>Claimant Type</u>	<u>Claims Paid</u>	<u>Amount Paid</u>	
		Resident of County	1,045	\$17,535,600.00	
		Resident and Loss in County	3,168	\$53,062,300.00	
		Claim Loss in County	2,341	\$25,054,400.00	
Totals:	6,554	\$95,652,300.00			

GCCF Program Statistics - Overall Summary

(as of November 18, 2010, 5:05 PM ET)

County	Total Claims	Claimant Type	Claims Paid	Amount Paid	Payments in County
Washington (Florida)	1,093	<u>Claimant Type</u>	<u>Claims Paid</u>	<u>Amount Paid</u>	<p>Payments in County</p> <ul style="list-style-type: none"> Resident Loss Both
		Resident of County	248	\$2,106,300.00	
		Resident and Loss in County	45	\$459,000.00	
		Claim Loss in County	8	\$67,500.00	
Totals:		301	\$2,632,800.00		
Acadia (Louisiana)	145	<u>Claimant Type</u>	<u>Claims Paid</u>	<u>Amount Paid</u>	<p>Payments in County</p> <ul style="list-style-type: none"> Resident Loss Both
		Resident of County	14	\$344,600.00	
		Resident and Loss in County	10	\$364,100.00	
		Claim Loss in County	5	\$74,900.00	
Totals:		29	\$783,600.00		
Allen (Louisiana)	52	<u>Claimant Type</u>	<u>Claims Paid</u>	<u>Amount Paid</u>	<p>Payments in County</p> <ul style="list-style-type: none"> Resident Loss
		Resident of County	1	\$30,000.00	
		Claim Loss in County	2	\$38,600.00	
Totals:		3	\$68,600.00		
Ascension (Louisiana)	1,434	<u>Claimant Type</u>	<u>Claims Paid</u>	<u>Amount Paid</u>	<p>Payments in County</p> <ul style="list-style-type: none"> Resident Loss Both
		Resident of County	53	\$696,500.00	
		Resident and Loss in County	13	\$320,600.00	
		Claim Loss in County	2	\$20,900.00	
Totals:		68	\$1,038,000.00		
Assumption (Louisiana)	894	<u>Claimant Type</u>	<u>Claims Paid</u>	<u>Amount Paid</u>	<p>Payments in County</p> <ul style="list-style-type: none"> Resident Loss Both
		Resident of County	41	\$709,300.00	
		Resident and Loss in County	101	\$1,301,500.00	
		Claim Loss in County	9	\$126,800.00	
Totals:		151	\$2,137,600.00		


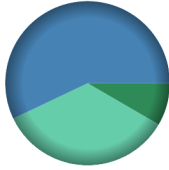



GCCF Program Statistics - Overall Summary

(as of November 18, 2010, 5:05 PM ET)

Parish (Louisiana)	Total Claims	Claimant Type	Claims Paid	Amount Paid	Payments in County
Avoyelles (Louisiana)	121	<u>Claimant Type</u>	<u>Claims Paid</u>	<u>Amount Paid</u>	Payments in County
		Resident of County	13	\$140,400.00	
		Resident and Loss in County	14	\$690,600.00	
		Claim Loss in County	3	\$46,700.00	
Totals:	30	\$877,700.00			
Beauregard (Louisiana)	27	<u>Claimant Type</u>	<u>Claims Paid</u>	<u>Amount Paid</u>	Payments in County
		Resident of County	3	\$135,200.00	
		Resident and Loss in County	4	\$76,000.00	
		Totals:	7	\$211,200.00	
Bossier (Louisiana)	58	<u>Claimant Type</u>	<u>Claims Paid</u>	<u>Amount Paid</u>	Payments in County
		Resident of County	5	\$62,500.00	
		Totals:	5	\$62,500.00	
Caddo (Louisiana)	153	<u>Claimant Type</u>	<u>Claims Paid</u>	<u>Amount Paid</u>	Payments in County
		Resident of County	18	\$149,800.00	
		Totals:	18	\$149,800.00	
Calcasieu (Louisiana)	860	<u>Claimant Type</u>	<u>Claims Paid</u>	<u>Amount Paid</u>	Payments in County
		Resident of County	119	\$3,026,100.00	
		Resident and Loss in County	95	\$2,252,700.00	
		Claim Loss in County	25	\$517,500.00	
		Totals:	239	\$5,796,300.00	

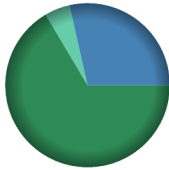
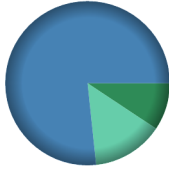

GCCF Program Statistics - Overall Summary

(as of November 18, 2010, 5:05 PM ET)

County (Louisiana)	Total Claims	Claimant Type	Claims Paid	Amount Paid	Payments in County
Caldwell	7	<u>Claimant Type</u>	<u>Claims Paid</u>	<u>Amount Paid</u>	Payments in County  Resident
		Resident of County	2	\$7,300.00	
		Totals:	2	\$7,300.00	
Cameron	356	<u>Claimant Type</u>	<u>Claims Paid</u>	<u>Amount Paid</u>	Payments in County  Resident Loss Both
		Resident of County	22	\$535,600.00	
		Resident and Loss in County	135	\$3,642,000.00	
		Claim Loss in County	85	\$2,203,300.00	
Totals:	242	\$6,380,900.00			
Catahoula	11	<u>Claimant Type</u>	<u>Claims Paid</u>	<u>Amount Paid</u>	Payments in County  Resident
		Resident of County	1	\$8,500.00	
		Totals:	1	\$8,500.00	
Claiborne	6	<u>Claimant Type</u>	<u>Claims Paid</u>	<u>Amount Paid</u>	Payments in County  Loss
		Claim Loss in County	1	\$80,400.00	
		Totals:	1	\$80,400.00	
Concordia	46	<u>Claimant Type</u>	<u>Claims Paid</u>	<u>Amount Paid</u>	Payments in County  Resident Both
		Resident of County	4	\$156,700.00	
		Resident and Loss in County	2	\$70,000.00	
		Totals:	6	\$226,700.00	

GCCF Program Statistics - Overall Summary

(as of November 18, 2010, 5:05 PM ET)

County (Louisiana)	Total Claims	Claimant Type	Claims Paid	Amount Paid	Payments in County
E. Baton Rouge	3,654	<u>Claimant Type</u>	<u>Claims Paid</u>	<u>Amount Paid</u>	 <ul style="list-style-type: none"> ■ Resident ■ Loss ■ Both
		Resident of County	198	\$3,167,700.00	
		Resident and Loss in County	48	\$1,359,500.00	
		Claim Loss in County	16	\$236,900.00	
		Totals:	262	\$4,764,100.00	
E. Feliciana	57	<u>Claimant Type</u>	<u>Claims Paid</u>	<u>Amount Paid</u>	 <ul style="list-style-type: none"> ■ Resident ■ Loss ■ Both
		Resident of County	1	\$14,000.00	
		Resident and Loss in County	3	\$115,000.00	
		Claim Loss in County	2	\$21,000.00	
		Totals:	6	\$150,000.00	
Evangeline	67	<u>Claimant Type</u>	<u>Claims Paid</u>	<u>Amount Paid</u>	 <ul style="list-style-type: none"> ■ Resident ■ Both
		Resident of County	6	\$122,900.00	
		Resident and Loss in County	4	\$70,300.00	
		Totals:	10	\$193,200.00	
		Franklin	12	<u>Claimant Type</u>	
Resident of County	3			\$35,200.00	
Claim Loss in County	1			\$1,000.00	
Totals:	4			\$36,200.00	
Grant	17			<u>Claimant Type</u>	<u>Claims Paid</u>
		Resident of County	1	\$15,500.00	
		Claim Loss in County	1	\$10,000.00	
		Totals:	2	\$25,500.00	

GCCF Program Statistics - Overall Summary (as of November 18, 2010, 5:05 PM ET)

County (Louisiana)	Total Claims	Claimant Type	Claims Paid	Amount Paid	Payments in County
Iberia	1,379	<u>Claimant Type</u>	<u>Claims Paid</u>	<u>Amount Paid</u>	<p>Payments in County</p> <ul style="list-style-type: none"> Resident Loss Both
		Resident of County	127	\$3,565,600.00	
		Resident and Loss in County	282	\$6,488,200.00	
		Claim Loss in County	133	\$2,915,300.00	
		Totals:	542	\$12,969,100.00	
Iberville	343	<u>Claimant Type</u>	<u>Claims Paid</u>	<u>Amount Paid</u>	<p>Payments in County</p> <ul style="list-style-type: none"> Resident Loss Both
		Resident of County	12	\$275,000.00	
		Resident and Loss in County	58	\$869,700.00	
		Claim Loss in County	7	\$153,400.00	
		Totals:	77	\$1,298,100.00	
Jackson	4	<u>Claimant Type</u>	<u>Claims Paid</u>	<u>Amount Paid</u>	<p>Payments in County</p> <ul style="list-style-type: none"> Resident Both
		Resident of County	1	\$18,600.00	
		Resident and Loss in County	1	\$4,500.00	
		Totals:	2	\$23,100.00	
		Jefferson	61,314	<u>Claimant Type</u>	
Resident of County	4,119			\$46,799,300.00	
Resident and Loss in County	7,904			\$106,945,600.00	
Claim Loss in County	3,112			\$33,686,100.00	
Totals:	15,135			\$187,431,000.00	
Jefferson Davis	63	<u>Claimant Type</u>	<u>Claims Paid</u>	<u>Amount Paid</u>	<p>Payments in County</p> <ul style="list-style-type: none"> Resident Loss Both
		Resident of County	6	\$56,100.00	
		Resident and Loss in County	9	\$234,300.00	
		Claim Loss in County	2	\$65,000.00	
		Totals:	17	\$355,400.00	


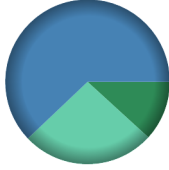
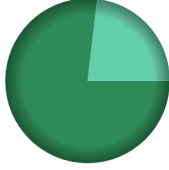
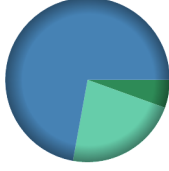
GCCF Program Statistics - Overall Summary

(as of November 18, 2010, 5:05 PM ET)

County (Louisiana)	Total Claims	Claimant Type	Claims Paid	Amount Paid	Payments in County
Lafayette (Louisiana)	1,788	<u>Claimant Type</u>	<u>Claims Paid</u>	<u>Amount Paid</u>	<p>Payments in County</p> <ul style="list-style-type: none"> Resident Loss Both
		Resident of County	228	\$5,869,400.00	
		Resident and Loss in County	145	\$4,844,200.00	
		Claim Loss in County	94	\$2,195,700.00	
		Totals:	467	\$12,909,300.00	
Lafourche (Louisiana)	4,198	<u>Claimant Type</u>	<u>Claims Paid</u>	<u>Amount Paid</u>	<p>Payments in County</p> <ul style="list-style-type: none"> Resident Loss Both
		Resident of County	235	\$4,090,100.00	
		Resident and Loss in County	1,101	\$35,775,300.00	
		Claim Loss in County	366	\$5,834,300.00	
		Totals:	1,702	\$45,699,700.00	
Lincoln (Louisiana)	31	<u>Claimant Type</u>	<u>Claims Paid</u>	<u>Amount Paid</u>	<p>Payments in County</p> <ul style="list-style-type: none"> Resident
		Resident of County	4	\$133,100.00	
		Totals:	4	\$133,100.00	
Livingston (Louisiana)	466	<u>Claimant Type</u>	<u>Claims Paid</u>	<u>Amount Paid</u>	<p>Payments in County</p> <ul style="list-style-type: none"> Resident Loss Both
		Resident of County	49	\$1,060,600.00	
		Resident and Loss in County	22	\$861,500.00	
		Claim Loss in County	6	\$96,700.00	
		Totals:	77	\$2,018,800.00	
Madison (Louisiana)	8	<u>Claimant Type</u>	<u>Claims Paid</u>	<u>Amount Paid</u>	<p>Payments in County</p> <ul style="list-style-type: none"> Resident
		Resident of County	1	\$16,200.00	
		Totals:	1	\$16,200.00	

GCCF Program Statistics - Overall Summary

(as of November 18, 2010, 5:05 PM ET)

Parish (Louisiana)	Total Claims	Claimant Type	Claims Paid	Amount Paid	Payments in County
Morehouse (Louisiana)	21	<u>Claimant Type</u>	<u>Claims Paid</u>	<u>Amount Paid</u>	Payments in County  <ul style="list-style-type: none"> Resident
		Resident of County	1	\$2,800.00	
		Totals:	1	\$2,800.00	
		Natchitoches (Louisiana)	26	<u>Claimant Type</u>	
Resident of County	3			\$61,000.00	
Resident and Loss in County	3			\$55,400.00	
Totals:	6			\$116,400.00	
Orleans (Louisiana)	66,828	<u>Claimant Type</u>	<u>Claims Paid</u>	<u>Amount Paid</u>	Payments in County  <ul style="list-style-type: none"> Resident Loss Both
		Resident of County	2,566	\$24,061,800.00	
		Resident and Loss in County	12,149	\$126,880,300.00	
		Claim Loss in County	4,777	\$53,442,600.00	
Totals:	19,492	\$204,384,700.00			
Ouachita (Louisiana)	137	<u>Claimant Type</u>	<u>Claims Paid</u>	<u>Amount Paid</u>	Payments in County  <ul style="list-style-type: none"> Resident Both
		Resident of County	26	\$347,800.00	
		Resident and Loss in County	4	\$104,600.00	
		Totals:	30	\$452,400.00	
Plaquemines (Louisiana)	5,281	<u>Claimant Type</u>	<u>Claims Paid</u>	<u>Amount Paid</u>	Payments in County  <ul style="list-style-type: none"> Resident Loss Both
		Resident of County	173	\$4,684,200.00	
		Resident and Loss in County	1,144	\$61,410,200.00	
		Claim Loss in County	707	\$19,029,600.00	
Totals:	2,024	\$85,124,000.00			

GCCF Program Statistics - Overall Summary (as of November 18, 2010, 5:05 PM ET)

County (Louisiana)	Total Claims	Claimant Type	Claims Paid	Amount Paid	Payments in County
Pointe Coupee	49	<u>Claimant Type</u>	<u>Claims Paid</u>	<u>Amount Paid</u>	
		Resident of County	4	\$120,800.00	
		Resident and Loss in County	2	\$30,000.00	
		Totals:	6	\$150,800.00	
Rapides	217	<u>Claimant Type</u>	<u>Claims Paid</u>	<u>Amount Paid</u>	
		Resident of County	21	\$360,800.00	
		Resident and Loss in County	6	\$313,200.00	
		Totals:	27	\$674,000.00	
Richland	7	<u>Claimant Type</u>	<u>Claims Paid</u>	<u>Amount Paid</u>	
		Resident of County	3	\$114,400.00	
		Totals:	3	\$114,400.00	
Sabine	13	<u>Claimant Type</u>	<u>Claims Paid</u>	<u>Amount Paid</u>	
		Resident of County	1	\$16,800.00	
		Resident and Loss in County	1	\$40,000.00	
		Totals:	2	\$56,800.00	
St. Bernard	5,814	<u>Claimant Type</u>	<u>Claims Paid</u>	<u>Amount Paid</u>	
		Resident of County	540	\$6,164,800.00	
		Resident and Loss in County	913	\$24,720,100.00	
		Claim Loss in County	293	\$5,573,000.00	
		Totals:	1,746	\$36,457,900.00	

GCCF Program Statistics - Overall Summary (as of November 18, 2010, 5:05 PM ET)

County (Louisiana)	Total Claims	Claimant Type	Claims Paid	Amount Paid	Payments in County
St. Charles	4,458	<u>Claimant Type</u>	<u>Claims Paid</u>	<u>Amount Paid</u>	
		Resident of County	322	\$3,081,700.00	
		Resident and Loss in County	398	\$8,088,500.00	
		Claim Loss in County	228	\$2,687,300.00	
		Totals:	948	\$13,857,500.00	
St. Helena	82	<u>Claimant Type</u>	<u>Claims Paid</u>	<u>Amount Paid</u>	
		Resident of County	3	\$50,500.00	
		Claim Loss in County	1	\$25,000.00	
		Totals:	4	\$75,500.00	
St. James	1,305	<u>Claimant Type</u>	<u>Claims Paid</u>	<u>Amount Paid</u>	
		Resident of County	40	\$458,900.00	
		Resident and Loss in County	10	\$227,400.00	
		Claim Loss in County	2	\$53,800.00	
		Totals:	52	\$740,100.00	
St. John The Baptist	5,671	<u>Claimant Type</u>	<u>Claims Paid</u>	<u>Amount Paid</u>	
		Resident of County	311	\$2,495,800.00	
		Resident and Loss in County	233	\$3,128,200.00	
		Claim Loss in County	93	\$908,500.00	
		Totals:	637	\$6,532,500.00	
St. Landry	255	<u>Claimant Type</u>	<u>Claims Paid</u>	<u>Amount Paid</u>	
		Resident of County	27	\$630,000.00	
		Resident and Loss in County	18	\$532,700.00	
		Claim Loss in County	4	\$104,300.00	
		Totals:	49	\$1,267,000.00	

GCCF Program Statistics - Overall Summary (as of November 18, 2010, 5:05 PM ET)




County (Louisiana)	Total Claims	Claimant Type	Claims Paid	Amount Paid	Payments in County
St. Martin	737	<u>Claimant Type</u>	<u>Claims Paid</u>	<u>Amount Paid</u>	
		Resident of County	61	\$1,130,000.00	
		Resident and Loss in County	226	\$4,593,850.00	
		Claim Loss in County	25	\$332,500.00	
Totals:	312	\$6,056,350.00			
St. Mary	1,918	<u>Claimant Type</u>	<u>Claims Paid</u>	<u>Amount Paid</u>	
		Resident of County	121	\$2,462,800.00	
		Resident and Loss in County	390	\$9,333,800.00	
		Claim Loss in County	205	\$5,847,700.00	
Totals:	716	\$17,644,300.00			
St. Tammany	8,697	<u>Claimant Type</u>	<u>Claims Paid</u>	<u>Amount Paid</u>	
		Resident of County	750	\$11,337,600.00	
		Resident and Loss in County	1,410	\$25,756,500.00	
		Claim Loss in County	450	\$5,755,065.00	
Totals:	2,610	\$42,849,165.00			
Tangipahoa	2,148	<u>Claimant Type</u>	<u>Claims Paid</u>	<u>Amount Paid</u>	
		Resident of County	142	\$2,642,700.00	
		Resident and Loss in County	101	\$2,107,300.00	
		Claim Loss in County	23	\$728,700.00	
Totals:	266	\$5,478,700.00			
Terrebonne	6,784	<u>Claimant Type</u>	<u>Claims Paid</u>	<u>Amount Paid</u>	
		Resident of County	209	\$3,985,200.00	
		Resident and Loss in County	2,285	\$59,195,900.00	
		Claim Loss in County	446	\$9,610,200.00	
Totals:	2,940	\$72,791,300.00			

GCCF Program Statistics - Overall Summary (as of November 18, 2010, 5:05 PM ET)

Union (Louisiana)	11	Claimant Type	Claims Paid	Amount Paid	Payments in County
		Resident of County	2	\$95,500.00	<ul style="list-style-type: none"> Resident Both
		Resident and Loss in County	1	\$40,800.00	
		Totals:	3	\$136,300.00	
Unknown (Louisiana)	304	Claimant Type	Claims Paid	Amount Paid	Payments in County
		Resident of County	57	\$1,006,600.00	<ul style="list-style-type: none"> Resident
		Totals:	57	\$1,006,600.00	
Vermilion (Louisiana)	1,342	Claimant Type	Claims Paid	Amount Paid	Payments in County
		Resident of County	116	\$2,442,100.00	<ul style="list-style-type: none"> Resident Loss Both
		Resident and Loss in County	583	\$13,599,500.00	
		Claim Loss in County	175	\$22,348,500.00	
		Totals:	874	\$38,390,100.00	
Vernon (Louisiana)	20	Claimant Type	Claims Paid	Amount Paid	Payments in County
		Resident of County	1	\$10,000.00	<ul style="list-style-type: none"> Resident Loss
		Claim Loss in County	3	\$124,000.00	
		Totals:	4	\$134,000.00	
W. Baton Rouge (Louisiana)	155	Claimant Type	Claims Paid	Amount Paid	Payments in County
		Resident of County	1	\$6,300.00	<ul style="list-style-type: none"> Resident Loss Both
		Resident and Loss in County	2	\$41,900.00	
		Claim Loss in County	1	\$3,700.00	
		Totals:	4	\$51,900.00	






GCCF Program Statistics - Overall Summary

(as of November 18, 2010, 5:05 PM ET)

County	Total Claims	Claimant Type	Claims Paid	Amount Paid	Payments in County
W. Feliciana (Louisiana)	30				 <ul style="list-style-type: none"> Resident
		Resident of County	1	\$8,000.00	
		Totals:	1	\$8,000.00	
Washington (Louisiana)	388				 <ul style="list-style-type: none"> Resident Loss Both
		Resident of County	30	\$731,600.00	
		Resident and Loss in County	15	\$617,400.00	
		Claim Loss in County	3	\$37,500.00	
Totals:	48	\$1,386,500.00			
Webster (Louisiana)	11				 <ul style="list-style-type: none"> Resident
		Resident of County	1	\$91,000.00	
		Totals:	1	\$91,000.00	
Alcorn (Mississippi)	5				 <ul style="list-style-type: none"> Resident
		Resident of County	1	\$1,500.00	
		Totals:	1	\$1,500.00	
Amite (Mississippi)	27				 <ul style="list-style-type: none"> Resident
		Resident of County	1	\$22,100.00	
		Totals:	1	\$22,100.00	

GCCF Program Statistics - Overall Summary

(as of November 18, 2010, 5:05 PM ET)

County	Total Claims	Claimant Type	Claims Paid	Amount Paid	Payments in County
Bolivar (Mississippi)	8	Resident of County	1	\$2,100.00	 ■ Resident
		Totals:	1	\$2,100.00	
Calhoun (Mississippi)	4	Resident of County	1	\$55,000.00	 ■ Resident
		Totals:	1	\$55,000.00	
Chickasaw (Mississippi)	1	Resident of County	1	\$6,000.00	 ■ Resident
		Totals:	1	\$6,000.00	
Claiborne (Mississippi)	11	Resident of County	1	\$17,600.00	 ■ Resident
		Totals:	1	\$17,600.00	
Clarke (Mississippi)	71	Resident of County	4	\$112,900.00	 ■ Resident
		Totals:	4	\$112,900.00	

GCCF Program Statistics - Overall Summary

(as of November 18, 2010, 5:05 PM ET)

County	Total Claims	Claimant Type	Claims Paid	Amount Paid	Payments in County
Coahoma (Mississippi)	6	<u>Claimant Type</u>	<u>Claims Paid</u>	<u>Amount Paid</u>	 <ul style="list-style-type: none"> Resident
		Resident of County	1	\$35,000.00	
		Totals:	1	\$35,000.00	
Copiah (Mississippi)	28	<u>Claimant Type</u>	<u>Claims Paid</u>	<u>Amount Paid</u>	 <ul style="list-style-type: none"> Resident
		Resident of County	1	\$20,000.00	
		Totals:	1	\$20,000.00	
Covington (Mississippi)	111	<u>Claimant Type</u>	<u>Claims Paid</u>	<u>Amount Paid</u>	 <ul style="list-style-type: none"> Resident Both
		Resident of County	3	\$44,400.00	
		Resident and Loss in County	1	\$1,000.00	
		Totals:	4	\$45,400.00	
Desoto (Mississippi)	51	<u>Claimant Type</u>	<u>Claims Paid</u>	<u>Amount Paid</u>	 <ul style="list-style-type: none"> Resident
		Resident of County	17	\$200,600.00	
		Totals:	17	\$200,600.00	
Forrest (Mississippi)	935	<u>Claimant Type</u>	<u>Claims Paid</u>	<u>Amount Paid</u>	 <ul style="list-style-type: none"> Resident Loss Both
		Resident of County	53	\$692,700.00	
		Resident and Loss in County	15	\$433,500.00	
		Claim Loss in County	4	\$21,200.00	
		Totals:	72	\$1,147,400.00	

GCCF Program Statistics - Overall Summary

(as of November 18, 2010, 5:05 PM ET)

County (Mississippi)	Total Claims	Claimant Type	Claims Paid	Amount Paid	Payments in County
Franklin	13	<u>Claimant Type</u>	<u>Claims Paid</u>	<u>Amount Paid</u>	
		Resident of County	1	\$7,500.00	
		Claim Loss in County	1	\$14,600.00	
		Totals:	2	\$22,100.00	
George	487	<u>Claimant Type</u>	<u>Claims Paid</u>	<u>Amount Paid</u>	
		Resident of County	63	\$923,400.00	
		Resident and Loss in County	25	\$741,100.00	
		Claim Loss in County	7	\$135,200.00	
Totals:	95	\$1,799,700.00			
Greene	125	<u>Claimant Type</u>	<u>Claims Paid</u>	<u>Amount Paid</u>	
		Resident of County	6	\$60,800.00	
		Resident and Loss in County	5	\$31,900.00	
		Totals:	11	\$92,700.00	
Hancock	3,562	<u>Claimant Type</u>	<u>Claims Paid</u>	<u>Amount Paid</u>	
		Resident of County	216	\$2,825,300.00	
		Resident and Loss in County	786	\$16,337,900.00	
		Claim Loss in County	153	\$2,441,900.00	
Totals:	1,155	\$21,605,100.00			
Harrison	26,068	<u>Claimant Type</u>	<u>Claims Paid</u>	<u>Amount Paid</u>	
		Resident of County	628	\$8,480,336.50	
		Resident and Loss in County	5,815	\$82,133,100.00	
		Claim Loss in County	1,084	\$13,356,800.00	
Totals:	7,527	\$103,970,236.50			

GCCF Program Statistics - Overall Summary (as of November 18, 2010, 5:05 PM ET)

County (Mississippi)	Total Claims	Claimant Type	Claims Paid	Amount Paid	Payments in County
Hinds (Mississippi)	249	<u>Claimant Type</u>	<u>Claims Paid</u>	<u>Amount Paid</u>	
		Resident of County	21	\$270,600.00	
		Resident and Loss in County	2	\$6,100.00	
		Claim Loss in County	4	\$74,000.00	
Totals:		27	\$350,700.00		
Humphreys (Mississippi)	6	<u>Claimant Type</u>	<u>Claims Paid</u>	<u>Amount Paid</u>	
		Resident of County	2	\$18,900.00	
		Claim Loss in County	1	\$28,000.00	
		Totals:		3	
Itawamba (Mississippi)	1	<u>Claimant Type</u>	<u>Claims Paid</u>	<u>Amount Paid</u>	
		Resident of County	1	\$6,000.00	
		Totals:		1	
Jackson (Mississippi)	12,591	<u>Claimant Type</u>	<u>Claims Paid</u>	<u>Amount Paid</u>	
		Resident of County	768	\$8,876,800.00	
		Resident and Loss in County	1,721	\$32,134,700.00	
		Claim Loss in County	650	\$8,854,900.00	
		Totals:		3,139	
Jasper (Mississippi)	84	<u>Claimant Type</u>	<u>Claims Paid</u>	<u>Amount Paid</u>	
		Resident of County	2	\$22,200.00	
		Resident and Loss in County	1	\$25,500.00	
		Totals:		3	

GCCF Program Statistics - Overall Summary

(as of November 18, 2010, 5:05 PM ET)


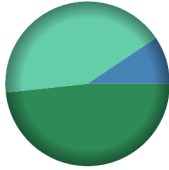

County (Mississippi)	Total Claims	Claimant Type	Claims Paid	Amount Paid	Payments in County
Jefferson	34	<u>Claimant Type</u>	<u>Claims Paid</u>	<u>Amount Paid</u>	Payments in County  Resident
		Resident of County	1	\$12,500.00	
		Totals:	1	\$12,500.00	
Jefferson Davis	143	<u>Claimant Type</u>	<u>Claims Paid</u>	<u>Amount Paid</u>	Payments in County  Resident
		Resident of County	2	\$27,200.00	
		Totals:	2	\$27,200.00	
Jones	171	<u>Claimant Type</u>	<u>Claims Paid</u>	<u>Amount Paid</u>	Payments in County  Resident Both
		Resident of County	13	\$209,000.00	
		Resident and Loss in County	1	\$50,000.00	
Totals:	14	\$259,000.00			
Kemper	6	<u>Claimant Type</u>	<u>Claims Paid</u>	<u>Amount Paid</u>	Payments in County  Loss
		Claim Loss in County	2	\$108,800.00	
		Totals:	2	\$108,800.00	
Lafayette	20	<u>Claimant Type</u>	<u>Claims Paid</u>	<u>Amount Paid</u>	Payments in County  Resident
		Resident of County	9	\$89,700.00	
		Totals:	9	\$89,700.00	

GCCF Program Statistics - Overall Summary (as of November 18, 2010, 5:05 PM ET)

County (Mississippi)	Total Claims	Claimant Type	Claims Paid	Amount Paid	Payments in County
Lamar	174	<u>Claimant Type</u>	<u>Claims Paid</u>	<u>Amount Paid</u>	
		Resident of County	12	\$159,900.00	
		Resident and Loss in County	3	\$102,000.00	
		Claim Loss in County	2	\$34,000.00	
Totals:	17	\$295,900.00			
Lauderdale	89	<u>Claimant Type</u>	<u>Claims Paid</u>	<u>Amount Paid</u>	
		Resident of County	16	\$155,700.00	
		Totals:	16	\$155,700.00	
Lawrence	99	<u>Claimant Type</u>	<u>Claims Paid</u>	<u>Amount Paid</u>	
		Resident of County	2	\$21,700.00	
		Resident and Loss in County	5	\$67,500.00	
		Claim Loss in County	2	\$18,500.00	
Totals:	9	\$107,700.00			
Leake	15	<u>Claimant Type</u>	<u>Claims Paid</u>	<u>Amount Paid</u>	
		Resident of County	2	\$63,000.00	
		Totals:	2	\$63,000.00	
Lee	24	<u>Claimant Type</u>	<u>Claims Paid</u>	<u>Amount Paid</u>	
		Resident of County	9	\$92,000.00	
		Totals:	9	\$92,000.00	

GCCF Program Statistics - Overall Summary

(as of November 18, 2010, 5:05 PM ET)

County (Mississippi)	Total Claims	Claimant Type	Claims Paid	Amount Paid	Payments in County
Leflore	9	<u>Claimant Type</u>	<u>Claims Paid</u>	<u>Amount Paid</u>	 <ul style="list-style-type: none"> Resident
		Resident of County	1	\$7,800.00	
		Totals:	1	\$7,800.00	
Lincoln	41	<u>Claimant Type</u>	<u>Claims Paid</u>	<u>Amount Paid</u>	 <ul style="list-style-type: none"> Resident Loss Both
		Resident of County	5	\$114,200.00	
		Resident and Loss in County	1	\$22,200.00	
		Claim Loss in County	1	\$100,000.00	
Totals:	7	\$236,400.00			
Lowndes	34	<u>Claimant Type</u>	<u>Claims Paid</u>	<u>Amount Paid</u>	 <ul style="list-style-type: none"> Resident Both
		Resident of County	12	\$108,100.00	
		Resident and Loss in County	1	\$2,400.00	
		Totals:	13	\$110,500.00	
Madison	143	<u>Claimant Type</u>	<u>Claims Paid</u>	<u>Amount Paid</u>	 <ul style="list-style-type: none"> Resident Both
		Resident of County	34	\$340,900.00	
		Resident and Loss in County	3	\$52,400.00	
		Totals:	37	\$393,300.00	
Marion	254	<u>Claimant Type</u>	<u>Claims Paid</u>	<u>Amount Paid</u>	 <ul style="list-style-type: none"> Resident Loss Both
		Resident of County	7	\$140,600.00	
		Resident and Loss in County	6	\$123,400.00	
		Claim Loss in County	1	\$18,000.00	
Totals:	14	\$282,000.00			

GCCF Program Statistics - Overall Summary (as of November 18, 2010, 5:05 PM ET)

County	Total Claims	Claimant Type	Claims Paid	Amount Paid	Payments in County
Monroe (Mississippi)	16	<u>Claimant Type</u>	<u>Claims Paid</u>	<u>Amount Paid</u>	Payments in County  <ul style="list-style-type: none"> Resident
		Resident of County	10	\$97,800.00	
		Totals:	10	\$97,800.00	
Montgomery (Mississippi)	2	<u>Claimant Type</u>	<u>Claims Paid</u>	<u>Amount Paid</u>	Payments in County  <ul style="list-style-type: none"> Resident
		Resident of County	1	\$20,000.00	
		Totals:	1	\$20,000.00	
Neshoba (Mississippi)	45	<u>Claimant Type</u>	<u>Claims Paid</u>	<u>Amount Paid</u>	Payments in County  <ul style="list-style-type: none"> Resident Loss
		Resident of County	3	\$160,600.00	
		Claim Loss in County	2	\$137,300.00	
		Totals:	5	\$297,900.00	
Newton (Mississippi)	12	<u>Claimant Type</u>	<u>Claims Paid</u>	<u>Amount Paid</u>	Payments in County  <ul style="list-style-type: none"> Resident
		Resident of County	3	\$82,600.00	
		Totals:	3	\$82,600.00	
Noxubee (Mississippi)	13	<u>Claimant Type</u>	<u>Claims Paid</u>	<u>Amount Paid</u>	Payments in County  <ul style="list-style-type: none"> Resident
		Resident of County	1	\$8,800.00	
		Totals:	1	\$8,800.00	

GCCF Program Statistics - Overall Summary

(as of November 18, 2010, 5:05 PM ET)

County (Mississippi)	Total Claims	Claimant Type	Claims Paid	Amount Paid	Payments in County
Oktribbeha	22	<u>Claimant Type</u>	<u>Claims Paid</u>	<u>Amount Paid</u>	 <ul style="list-style-type: none"> Resident
		Resident of County	8	\$98,800.00	
		Totals:	8	\$98,800.00	
Panola	5	<u>Claimant Type</u>	<u>Claims Paid</u>	<u>Amount Paid</u>	 <ul style="list-style-type: none"> Resident
		Resident of County	2	\$14,700.00	
		Totals:	2	\$14,700.00	
Pearl River	1,148	<u>Claimant Type</u>	<u>Claims Paid</u>	<u>Amount Paid</u>	 <ul style="list-style-type: none"> Resident Loss Both
		Resident of County	149	\$1,692,100.00	
		Resident and Loss in County	18	\$569,300.00	
		Claim Loss in County	1	\$44,000.00	
		Totals:	168	\$2,305,400.00	
Perry	62	<u>Claimant Type</u>	<u>Claims Paid</u>	<u>Amount Paid</u>	 <ul style="list-style-type: none"> Resident Both
		Resident of County	4	\$82,200.00	
		Resident and Loss in County	3	\$44,200.00	
		Totals:	7	\$126,400.00	
Pike	204	<u>Claimant Type</u>	<u>Claims Paid</u>	<u>Amount Paid</u>	 <ul style="list-style-type: none"> Resident Loss Both
		Resident of County	19	\$196,900.00	
		Resident and Loss in County	1	\$100,000.00	
		Claim Loss in County	1	\$12,000.00	
		Totals:	21	\$308,900.00	

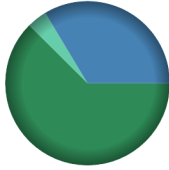




GCCF Program Statistics - Overall Summary

(as of November 18, 2010, 5:05 PM ET)

Rankin (Mississippi)	115	Claimant Type	Claims Paid	Amount Paid	Payments in County
		Resident of County	27	\$454,300.00	<p>Legend: Resident (Dark Green), Loss (Light Green)</p>
		Claim Loss in County	1	\$2,000.00	
		Totals:	28	\$456,300.00	
Scott (Mississippi)	28	Claimant Type	Claims Paid	Amount Paid	Payments in County
		Resident of County	7	\$68,700.00	<p>Legend: Resident (Dark Green)</p>
		Totals:	7	\$68,700.00	
Sharkey (Mississippi)	1	Claimant Type	Claims Paid	Amount Paid	Payments in County
		Resident of County	1	\$4,800.00	<p>Legend: Resident (Dark Green)</p>
		Totals:	1	\$4,800.00	
Simpson (Mississippi)	50	Claimant Type	Claims Paid	Amount Paid	Payments in County
		Resident of County	4	\$42,700.00	<p>Legend: Resident (Dark Green), Both (Light Green)</p>
		Resident and Loss in County	1	\$30,800.00	
		Totals:	5	\$73,500.00	
Smith (Mississippi)	56	Claimant Type	Claims Paid	Amount Paid	Payments in County
		Resident of County	1	\$3,100.00	<p>Legend: Resident (Dark Green)</p>
		Totals:	1	\$3,100.00	






GCCF Program Statistics - Overall Summary

(as of November 18, 2010, 5:05 PM ET)

County	Total Claims	Claimant Type	Claims Paid	Amount Paid	Payments in County
Stone (Mississippi)	683	<u>Claimant Type</u>	<u>Claims Paid</u>	<u>Amount Paid</u>	Payments in County  <ul style="list-style-type: none"> ■ Resident ■ Loss ■ Both
		Resident of County	99	\$1,444,300.00	
		Resident and Loss in County	24	\$776,800.00	
		Claim Loss in County	7	\$90,800.00	
Totals:	130	\$2,311,900.00			
Sunflower (Mississippi)	16	<u>Claimant Type</u>	<u>Claims Paid</u>	<u>Amount Paid</u>	Payments in County  <ul style="list-style-type: none"> ■ Resident
		Resident of County	3	\$26,800.00	
		Totals:	3	\$26,800.00	
Tishomingo (Mississippi)	2	<u>Claimant Type</u>	<u>Claims Paid</u>	<u>Amount Paid</u>	Payments in County  <ul style="list-style-type: none"> ■ Resident
		Resident of County	1	\$2,100.00	
		Totals:	1	\$2,100.00	
Unknown (Mississippi)	132	<u>Claimant Type</u>	<u>Claims Paid</u>	<u>Amount Paid</u>	Payments in County  <ul style="list-style-type: none"> ■ Resident
		Resident of County	18	\$272,300.00	
		Totals:	18	\$272,300.00	
Walthall (Mississippi)	76	<u>Claimant Type</u>	<u>Claims Paid</u>	<u>Amount Paid</u>	Payments in County  <ul style="list-style-type: none"> ■ Resident
		Resident of County	1	\$19,400.00	
		Totals:	1	\$19,400.00	





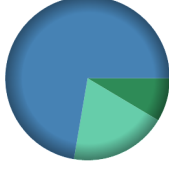
GCCF Program Statistics - Overall Summary

(as of November 18, 2010, 5:05 PM ET)





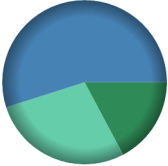
County (Mississippi)	Total	Claimant Type	Claims Paid	Amount Paid	Payments in County
Warren	28				 <ul style="list-style-type: none"> Resident
		Resident of County	6	\$45,900.00	
		Totals:	6	\$45,900.00	
Washington	20				 <ul style="list-style-type: none"> Resident Both
		Resident of County	3	\$9,600.00	
		Resident and Loss in County	1	\$2,200.00	
		Totals:	4	\$11,800.00	
Wayne	129				 <ul style="list-style-type: none"> Resident Loss Both
		Resident of County	4	\$95,800.00	
		Resident and Loss in County	3	\$86,600.00	
		Claim Loss in County	1	\$5,900.00	
Totals:	8	\$188,300.00			
Webster	2				 <ul style="list-style-type: none"> Resident
		Resident of County	1	\$3,000.00	
		Totals:	1	\$3,000.00	
Wilkinson	23				 <ul style="list-style-type: none"> Resident
		Resident of County	2	\$10,800.00	
		Totals:	2	\$10,800.00	

GCCF Program Statistics - Overall Summary

(as of November 18, 2010, 5:05 PM ET)

County	Total Claims	Claimant Type	Claims Paid	Amount Paid	Payments in County
Winston (Mississippi)	30	<u>Claimant Type</u>	<u>Claims Paid</u>	<u>Amount Paid</u>	Payments in County  <ul style="list-style-type: none"> Resident
		Resident of County	2	\$8,500.00	
		Totals:	2	\$8,500.00	
Yazoo (Mississippi)	6	<u>Claimant Type</u>	<u>Claims Paid</u>	<u>Amount Paid</u>	Payments in County  <ul style="list-style-type: none"> Resident Loss
		Resident of County	1	\$3,300.00	
		Claim Loss in County	1	\$74,400.00	
Totals:	2	\$77,700.00			
Anderson (Texas)	4	<u>Claimant Type</u>	<u>Claims Paid</u>	<u>Amount Paid</u>	Payments in County  <ul style="list-style-type: none"> Resident
		Resident of County	1	\$3,300.00	
		Totals:	1	\$3,300.00	
Angelina (Texas)	13	<u>Claimant Type</u>	<u>Claims Paid</u>	<u>Amount Paid</u>	Payments in County  <ul style="list-style-type: none"> Resident
		Resident of County	1	\$6,500.00	
		Totals:	1	\$6,500.00	
Aransas (Texas)	71	<u>Claimant Type</u>	<u>Claims Paid</u>	<u>Amount Paid</u>	Payments in County  <ul style="list-style-type: none"> Resident Loss Both
		Resident of County	2	\$19,100.00	
		Resident and Loss in County	11	\$161,300.00	
		Claim Loss in County	5	\$42,600.00	
Totals:	18	\$223,000.00			

GCCF Program Statistics - Overall Summary (as of November 18, 2010, 5:05 PM ET)

County (Texas)	Total Claims	Claimant Type	Claims Paid	Amount Paid	Payments in County
Austin (Texas)	2	<u>Claimant Type</u>	<u>Claims Paid</u>	<u>Amount Paid</u>	Payments in County 
		Claim Loss in County	1	\$7,400.00	
		Totals:	1	\$7,400.00	
Bay (Texas)	1	<u>Claimant Type</u>	<u>Claims Paid</u>	<u>Amount Paid</u>	Payments in County 
		Claim Loss in County	1	\$30,100.00	
		Totals:	1	\$30,100.00	
Bexar (Texas)	117	<u>Claimant Type</u>	<u>Claims Paid</u>	<u>Amount Paid</u>	Payments in County 
		Resident of County	17	\$224,400.00	
		Resident and Loss in County	2	\$182,000.00	
		Totals:	19	\$406,400.00	
Bowie (Texas)	6	<u>Claimant Type</u>	<u>Claims Paid</u>	<u>Amount Paid</u>	Payments in County 
		Resident of County	1	\$2,600.00	
		Totals:	1	\$2,600.00	
Brazoria (Texas)	171	<u>Claimant Type</u>	<u>Claims Paid</u>	<u>Amount Paid</u>	Payments in County 
		Resident of County	12	\$295,300.00	
		Resident and Loss in County	24	\$941,100.00	
		Claim Loss in County	29	\$477,000.00	
		Totals:	65	\$1,713,400.00	




GCCF Program Statistics - Overall Summary

(as of November 18, 2010, 5:05 PM ET)

County (Texas)	Total Claims	Claimant Type	Claims Paid	Amount Paid	Payments in County
Brazos (Texas)	10	<u>Claimant Type</u>	<u>Claims Paid</u>	<u>Amount Paid</u>	Payments in County  <ul style="list-style-type: none"> Resident
		Resident of County	1	\$18,000.00	
		Totals:	1	\$18,000.00	
		Brown (Texas)	1	<u>Claimant Type</u>	
Resident of County	1			\$8,600.00	
Totals:	1			\$8,600.00	
Calhoun (Texas)	140			<u>Claimant Type</u>	<u>Claims Paid</u>
		Resident of County	11	\$566,600.00	
		Resident and Loss in County	8	\$582,200.00	
		Claim Loss in County	25	\$416,500.00	
		Totals:	44	\$1,565,300.00	
Cameron (Texas)	390	<u>Claimant Type</u>	<u>Claims Paid</u>	<u>Amount Paid</u>	Payments in County  <ul style="list-style-type: none"> Resident Both
		Resident of County	11	\$270,800.00	
		Resident and Loss in County	53	\$1,259,600.00	
		Totals:	64	\$1,530,400.00	
Chambers (Texas)	51	<u>Claimant Type</u>	<u>Claims Paid</u>	<u>Amount Paid</u>	Payments in County  <ul style="list-style-type: none"> Resident Loss Both
		Resident of County	4	\$111,000.00	
		Resident and Loss in County	18	\$706,700.00	
		Claim Loss in County	6	\$122,500.00	
		Totals:	28	\$940,200.00	






GCCF Program Statistics - Overall Summary

(as of November 18, 2010, 5:05 PM ET)

County	Total Claims	Claimant Type	Claims Paid	Amount Paid	Payments in County
Cherokee (Texas)	4	<u>Claimant Type</u>	<u>Claims Paid</u>	<u>Amount Paid</u>	Payments in County  <ul style="list-style-type: none"> Resident
		Resident of County	1	\$1,700.00	
		Totals:	1	\$1,700.00	
Collin (Texas)	96	<u>Claimant Type</u>	<u>Claims Paid</u>	<u>Amount Paid</u>	Payments in County  <ul style="list-style-type: none"> Resident Loss
		Resident of County	36	\$467,200.00	
		Claim Loss in County	3	\$102,100.00	
Totals:	39	\$569,300.00			
Colorado (Texas)	4	<u>Claimant Type</u>	<u>Claims Paid</u>	<u>Amount Paid</u>	Payments in County  <ul style="list-style-type: none"> Resident
		Resident of County	1	\$36,000.00	
		Totals:	1	\$36,000.00	
Comal (Texas)	16	<u>Claimant Type</u>	<u>Claims Paid</u>	<u>Amount Paid</u>	Payments in County  <ul style="list-style-type: none"> Resident
		Resident of County	8	\$181,600.00	
		Totals:	8	\$181,600.00	
Dallas (Texas)	361	<u>Claimant Type</u>	<u>Claims Paid</u>	<u>Amount Paid</u>	Payments in County  <ul style="list-style-type: none"> Resident Loss Both
		Resident of County	44	\$572,200.00	
		Resident and Loss in County	2	\$145,500.00	
		Claim Loss in County	8	\$113,500.00	
Totals:	54	\$831,200.00			

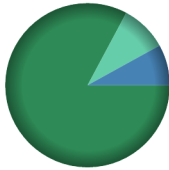
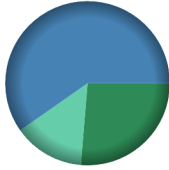
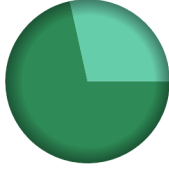


GCCF Program Statistics - Overall Summary

(as of November 18, 2010, 5:05 PM ET)

County (Texas)	Total Claims	Claimant Type	Claims Paid	Amount Paid	Payments in County
Denton (Texas)	49	<u>Claimant Type</u>	<u>Claims Paid</u>	<u>Amount Paid</u>	Payments in County  Resident
		Resident of County	13	\$115,400.00	
		Totals:	13	\$115,400.00	
Ector (Texas)	2	<u>Claimant Type</u>	<u>Claims Paid</u>	<u>Amount Paid</u>	Payments in County  Resident
		Resident of County	1	\$1,500.00	
		Totals:	1	\$1,500.00	
El Paso (Texas)	7	<u>Claimant Type</u>	<u>Claims Paid</u>	<u>Amount Paid</u>	Payments in County  Resident
		Resident of County	1	\$3,700.00	
		Totals:	1	\$3,700.00	
Ellis (Texas)	9	<u>Claimant Type</u>	<u>Claims Paid</u>	<u>Amount Paid</u>	Payments in County  Resident
		Resident of County	1	\$25,000.00	
		Totals:	1	\$25,000.00	
Foard (Texas)	2	<u>Claimant Type</u>	<u>Claims Paid</u>	<u>Amount Paid</u>	Payments in County  Resident
		Resident of County	1	\$13,000.00	
		Totals:	1	\$13,000.00	

GCCF Program Statistics - Overall Summary

(as of November 18, 2010, 5:05 PM ET)

County	Total Claims	Claimant Type	Claims Paid	Amount Paid	Payments in County
Fort Bend (Texas)	207	<u>Claimant Type</u>	<u>Claims Paid</u>	<u>Amount Paid</u>	Payments in County  <ul style="list-style-type: none"> ■ Resident ■ Loss ■ Both
		Resident of County	32	\$1,331,500.00	
		Resident and Loss in County	7	\$129,300.00	
		Claim Loss in County	6	\$147,300.00	
Totals:	45	\$1,608,100.00			
Galveston (Texas)	1,212	<u>Claimant Type</u>	<u>Claims Paid</u>	<u>Amount Paid</u>	Payments in County  <ul style="list-style-type: none"> ■ Resident ■ Loss ■ Both
		Resident of County	127	\$3,657,100.00	
		Resident and Loss in County	363	\$8,302,800.00	
		Claim Loss in County	116	\$1,940,500.00	
Totals:	606	\$13,900,400.00			
Grayson (Texas)	4	<u>Claimant Type</u>	<u>Claims Paid</u>	<u>Amount Paid</u>	Payments in County  <ul style="list-style-type: none"> ■ Resident ■ Loss
		Resident of County	1	\$8,300.00	
		Claim Loss in County	1	\$3,300.00	
Totals:	2	\$11,600.00			
Gregg (Texas)	8	<u>Claimant Type</u>	<u>Claims Paid</u>	<u>Amount Paid</u>	Payments in County  <ul style="list-style-type: none"> ■ Resident
		Resident of County	4	\$33,600.00	
Totals:	4	\$33,600.00			
Guadalupe (Texas)	3	<u>Claimant Type</u>	<u>Claims Paid</u>	<u>Amount Paid</u>	Payments in County  <ul style="list-style-type: none"> ■ Resident
		Resident of County	2	\$42,600.00	
Totals:	2	\$42,600.00			


GCCF Program Statistics - Overall Summary

(as of November 18, 2010, 5:05 PM ET)

County (Texas)	Total Claims	Claimant Type	Claims Paid	Amount Paid	Payments in County
Hardin (Texas)	17	<u>Claimant Type</u>	<u>Claims Paid</u>	<u>Amount Paid</u>	 <p>Payments in County</p> <ul style="list-style-type: none"> Both
		Resident and Loss in County	1	\$10,000.00	
		Totals:	1	\$10,000.00	
Harris (Texas)	2,707	<u>Claimant Type</u>	<u>Claims Paid</u>	<u>Amount Paid</u>	 <p>Payments in County</p> <ul style="list-style-type: none"> Resident Loss Both
		Resident of County	371	\$26,903,000.00	
		Resident and Loss in County	143	\$4,145,600.00	
		Claim Loss in County	106	\$1,982,400.00	
		Totals:	620	\$33,031,000.00	
Harrison (Texas)	2	<u>Claimant Type</u>	<u>Claims Paid</u>	<u>Amount Paid</u>	 <p>Payments in County</p> <ul style="list-style-type: none"> Resident
		Resident of County	1	\$10,400.00	
		Totals:	1	\$10,400.00	
Hays (Texas)	9	<u>Claimant Type</u>	<u>Claims Paid</u>	<u>Amount Paid</u>	 <p>Payments in County</p> <ul style="list-style-type: none"> Resident
		Resident of County	2	\$41,300.00	
		Totals:	2	\$41,300.00	
Hidalgo (Texas)	64	<u>Claimant Type</u>	<u>Claims Paid</u>	<u>Amount Paid</u>	 <p>Payments in County</p> <ul style="list-style-type: none"> Resident Loss Both
		Resident of County	3	\$10,700.00	
		Resident and Loss in County	1	\$6,000.00	
		Claim Loss in County	1	\$10,300.00	
		Totals:	5	\$27,000.00	





GCCF Program Statistics - Overall Summary

(as of November 18, 2010, 5:05 PM ET)

County (Texas)	Total Claims	Claimant Type	Claims Paid	Amount Paid	Payments in County
Hill (Texas)	3	<u>Claimant Type</u>	<u>Claims Paid</u>	<u>Amount Paid</u>	Payments in County  <ul style="list-style-type: none"> Resident
		Resident of County	1	\$21,600.00	
		Totals:	1	\$21,600.00	
Hopkins (Texas)	3	<u>Claimant Type</u>	<u>Claims Paid</u>	<u>Amount Paid</u>	Payments in County  <ul style="list-style-type: none"> Resident
		Resident of County	1	\$9,700.00	
		Totals:	1	\$9,700.00	
Jasper (Texas)	23	<u>Claimant Type</u>	<u>Claims Paid</u>	<u>Amount Paid</u>	Payments in County  <ul style="list-style-type: none"> Resident
		Resident of County	5	\$190,700.00	
		Totals:	5	\$190,700.00	
Jefferson (Texas)	1,318	<u>Claimant Type</u>	<u>Claims Paid</u>	<u>Amount Paid</u>	Payments in County  <ul style="list-style-type: none"> Resident Loss Both
		Resident of County	110	\$2,991,600.00	
		Resident and Loss in County	281	\$6,556,900.00	
		Claim Loss in County	53	\$1,255,400.00	
		Totals:	444	\$10,803,900.00	
Jim Hogg (Texas)	1	<u>Claimant Type</u>	<u>Claims Paid</u>	<u>Amount Paid</u>	Payments in County  <ul style="list-style-type: none"> Loss
		Claim Loss in County	1	\$32,400.00	
		Totals:	1	\$32,400.00	


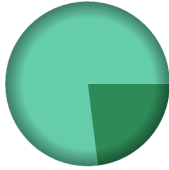

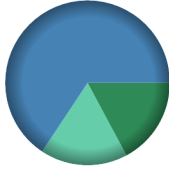

GCCF Program Statistics - Overall Summary

(as of November 18, 2010, 5:05 PM ET)

Jim Wells (Texas)	1	<u>Claimant Type</u>	<u>Claims Paid</u>	<u>Amount Paid</u>	Payments in County  ■ Both
		Resident and Loss in County	1	\$79,900.00	
		Totals:	1	\$79,900.00	
Johnson (Texas)	15	<u>Claimant Type</u>	<u>Claims Paid</u>	<u>Amount Paid</u>	Payments in County  ■ Resident
		Resident of County	4	\$131,000.00	
		Totals:	4	\$131,000.00	
Kaufman (Texas)	7	<u>Claimant Type</u>	<u>Claims Paid</u>	<u>Amount Paid</u>	Payments in County  ■ Resident
		Resident of County	1	\$11,600.00	
		Totals:	1	\$11,600.00	
Kendall (Texas)	2	<u>Claimant Type</u>	<u>Claims Paid</u>	<u>Amount Paid</u>	Payments in County  ■ Resident
		Resident of County	2	\$15,700.00	
		Totals:	2	\$15,700.00	
Kleberg (Texas)	1	<u>Claimant Type</u>	<u>Claims Paid</u>	<u>Amount Paid</u>	Payments in County  ■ Resident
		Resident of County	1	\$32,400.00	
		Totals:	1	\$32,400.00	




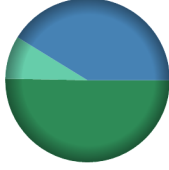
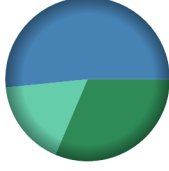
GCCF Program Statistics - Overall Summary

(as of November 18, 2010, 5:05 PM ET)




County (Texas)	Total Claims	Claimant Type	Claims Paid	Amount Paid	Payments in County
Lamar (Texas)	1	<u>Claimant Type</u>	<u>Claims Paid</u>	<u>Amount Paid</u>	Payments in County  <ul style="list-style-type: none"> Resident
		Resident of County	1	\$3,200.00	
		Totals:	1	\$3,200.00	
Liberty (Texas)	17	<u>Claimant Type</u>	<u>Claims Paid</u>	<u>Amount Paid</u>	Payments in County  <ul style="list-style-type: none"> Resident Both
		Resident of County	2	\$31,400.00	
		Resident and Loss in County	2	\$105,000.00	
Totals:	4	\$136,400.00			
Lubbock (Texas)	5	<u>Claimant Type</u>	<u>Claims Paid</u>	<u>Amount Paid</u>	Payments in County  <ul style="list-style-type: none"> Resident
		Resident of County	1	\$3,400.00	
		Totals:	1	\$3,400.00	
Matagorda (Texas)	261	<u>Claimant Type</u>	<u>Claims Paid</u>	<u>Amount Paid</u>	Payments in County  <ul style="list-style-type: none"> Resident Loss Both
		Resident of County	15	\$821,200.00	
		Resident and Loss in County	74	\$3,140,500.00	
Claim Loss in County	12	\$820,100.00			
Totals:	101	\$4,781,800.00			
McLennan (Texas)	16	<u>Claimant Type</u>	<u>Claims Paid</u>	<u>Amount Paid</u>	Payments in County  <ul style="list-style-type: none"> Resident
		Resident of County	10	\$196,100.00	
		Totals:	10	\$196,100.00	

GCCCF Program Statistics - Overall Summary





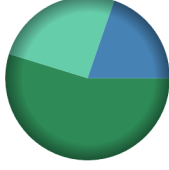
(as of November 18, 2010, 5:05 PM ET)

County (Texas)	Total Claims	Claimant Type	Claims Paid	Amount Paid	Payments in County
Milam (Texas)	1	<u>Claimant Type</u>	<u>Claims Paid</u>	<u>Amount Paid</u>	Payments in County  <ul style="list-style-type: none"> Resident
		Resident of County	1	\$5,800.00	
		Totals:	1	\$5,800.00	
Montgomery (Texas)	139	<u>Claimant Type</u>	<u>Claims Paid</u>	<u>Amount Paid</u>	Payments in County  <ul style="list-style-type: none"> Resident Both
		Resident of County	21	\$400,300.00	
		Resident and Loss in County	2	\$70,700.00	
		Totals:	23	\$471,000.00	
Nacogdoches (Texas)	20	<u>Claimant Type</u>	<u>Claims Paid</u>	<u>Amount Paid</u>	Payments in County  <ul style="list-style-type: none"> Resident Loss
		Resident of County	3	\$57,600.00	
		Claim Loss in County	4	\$250,400.00	
		Totals:	7	\$308,000.00	
Nueces (Texas)	86	<u>Claimant Type</u>	<u>Claims Paid</u>	<u>Amount Paid</u>	Payments in County  <ul style="list-style-type: none"> Resident Loss Both
		Resident of County	5	\$90,200.00	
		Resident and Loss in County	3	\$73,900.00	
		Claim Loss in County	1	\$15,200.00	
Totals:	9	\$179,300.00			
Orange (Texas)	182	<u>Claimant Type</u>	<u>Claims Paid</u>	<u>Amount Paid</u>	Payments in County  <ul style="list-style-type: none"> Resident Loss Both
		Resident of County	20	\$258,600.00	
		Resident and Loss in County	17	\$424,900.00	
		Claim Loss in County	6	\$139,800.00	
Totals:	43	\$823,300.00			






GCCF Program Statistics - Overall Summary (as of November 18, 2010, 5:05 PM ET)

County (Texas)	Total Claims	Claimant Type	Claims Paid	Amount Paid	Payments in County
Parker (Texas)	4	<u>Claimant Type</u>	<u>Claims Paid</u>	<u>Amount Paid</u>	Payments in County  Resident
		Resident of County	2	\$17,300.00	
		Totals:	2	\$17,300.00	
Polk (Texas)	6	<u>Claimant Type</u>	<u>Claims Paid</u>	<u>Amount Paid</u>	Payments in County  Resident
		Resident of County	2	\$81,700.00	
		Totals:	2	\$81,700.00	
Presidio (Texas)	2	<u>Claimant Type</u>	<u>Claims Paid</u>	<u>Amount Paid</u>	Payments in County  Resident
		Resident of County	2	\$3,900.00	
		Totals:	2	\$3,900.00	
Refugio (Texas)	2	<u>Claimant Type</u>	<u>Claims Paid</u>	<u>Amount Paid</u>	Payments in County  Resident
		Resident of County	1	\$26,900.00	
		Totals:	1	\$26,900.00	
Rockwall (Texas)	7	<u>Claimant Type</u>	<u>Claims Paid</u>	<u>Amount Paid</u>	Payments in County  Resident
		Resident of County	3	\$46,500.00	
		Totals:	3	\$46,500.00	

GCCF Program Statistics - Overall Summary (as of November 18, 2010, 5:05 PM ET)

County (Texas)	Total Claims	Claimant Type	Claims Paid	Amount Paid	Payments in County
Sabine (Texas)	3	<u>Claimant Type</u>	<u>Claims Paid</u>	<u>Amount Paid</u>	Payments in County  <ul style="list-style-type: none"> Resident
		Resident of County	1	\$40,000.00	
		Totals:	1	\$40,000.00	
San Jacinto (Texas)	6	<u>Claimant Type</u>	<u>Claims Paid</u>	<u>Amount Paid</u>	Payments in County  <ul style="list-style-type: none"> Resident Loss
		Resident of County	3	\$48,900.00	
		Claim Loss in County	1	\$30,000.00	
Totals:	4	\$78,900.00			
San Patricio (Texas)	55	<u>Claimant Type</u>	<u>Claims Paid</u>	<u>Amount Paid</u>	Payments in County  <ul style="list-style-type: none"> Resident Both
		Resident of County	1	\$1,000.00	
		Resident and Loss in County	6	\$140,400.00	
Totals:	7	\$141,400.00			
Smith (Texas)	8	<u>Claimant Type</u>	<u>Claims Paid</u>	<u>Amount Paid</u>	Payments in County  <ul style="list-style-type: none"> Resident
		Resident of County	1	\$35,200.00	
		Totals:	1	\$35,200.00	
Tarrant (Texas)	232	<u>Claimant Type</u>	<u>Claims Paid</u>	<u>Amount Paid</u>	Payments in County  <ul style="list-style-type: none"> Resident Loss Both
		Resident of County	52	\$974,800.00	
		Resident and Loss in County	4	\$351,100.00	
		Claim Loss in County	7	\$453,500.00	
Totals:	63	\$1,779,400.00			


GCCF Program Statistics - Overall Summary (as of November 18, 2010, 5:05 PM ET)

County (Texas)	Total Claims	Claimant Type	Claims Paid	Amount Paid	Payments in County
Titus (Texas)	2	<u>Claimant Type</u>	<u>Claims Paid</u>	<u>Amount Paid</u>	Payments in County  <ul style="list-style-type: none"> Resident
		Resident of County	1	\$1,000.00	
		Totals:	1	\$1,000.00	
Travis (Texas)	95	<u>Claimant Type</u>	<u>Claims Paid</u>	<u>Amount Paid</u>	Payments in County  <ul style="list-style-type: none"> Resident Both
		Resident of County	14	\$155,300.00	
		Resident and Loss in County	1	\$15,000.00	
Totals:	15	\$170,300.00			
Tyler (Texas)	4	<u>Claimant Type</u>	<u>Claims Paid</u>	<u>Amount Paid</u>	Payments in County  <ul style="list-style-type: none"> Resident
		Resident of County	3	\$28,000.00	
		Totals:	3	\$28,000.00	
Unknown (Texas)	20	<u>Claimant Type</u>	<u>Claims Paid</u>	<u>Amount Paid</u>	Payments in County  <ul style="list-style-type: none"> Resident
		Resident of County	2	\$86,000.00	
		Totals:	2	\$86,000.00	
Vermilion (Texas)	2	<u>Claimant Type</u>	<u>Claims Paid</u>	<u>Amount Paid</u>	Payments in County  <ul style="list-style-type: none"> Loss
		Claim Loss in County	2	\$42,500.00	
		Totals:	2	\$42,500.00	

GCCF Program Statistics - Overall Summary (as of November 18, 2010, 5:05 PM ET)

County	Total Claims	Claimant Type	Claims Paid	Amount Paid	Payments in County
Victoria (Texas)	13				
		Resident of County	3	\$44,700.00	
		Claim Loss in County	1	\$6,900.00	
		Totals:	4	\$51,600.00	
Waller (Texas)	5				
		Resident of County	1	\$24,500.00	
		Totals:	1	\$24,500.00	
Webb (Texas)	3				
		Resident of County	1	\$23,800.00	
		Totals:	1	\$23,800.00	
Wichita (Texas)	5				
		Resident of County	1	\$2,700.00	
		Totals:	1	\$2,700.00	
Williamson (Texas)	25				
		Resident of County	7	\$71,500.00	
		Totals:	7	\$71,500.00	

GCCF Program Statistics - Overall Summary**(as of November 18, 2010, 5:05 PM ET)**

Wise (Texas)	1	<u>Claimant Type</u>	<u>Claims Paid</u>	<u>Amount Paid</u>	<u>Payments in County</u>
		Resident of County	1	\$7,600.00	 ■ Resident
		Totals:	1	\$7,600.00	