

GCCF Program Statistics - Overall Summary (as of November 17, 2010, 5:05 PM ET)

Claimant Status	No. of Claimants
TOTAL GCCF Claimants to Date <i>(Claimants may have one or more Claim Type)</i>	395,003
1. Claimants Paid and Approved for Payment	117,535
2. Claimants Requiring Additional Information or Documentation <i>(Claimants providing no documentation: 79,865)</i>	149,359
3. Claimants Referred to Government, Moratorium and Real Estate funds	19
4. Denied Claimants	53,623
5. Claimants Under Review (Emergency Advance Payment)	66,497
6. Claimants Under Review (for Final Claim only)	7,970

Claimants <i>(Claimants may have one or more Claim Type)</i>	No. of Claimants
1. Individual*	331,640
2. Business*	63,363
<i>*Individual v. Business classification is subject to change.</i>	
<i>Represented Claimants: 8,774</i>	
Total to Date	395,003

Claims by Emergency Or Final Payment	No. of Claims Paid or Approved for Payment	No. of Claims Paid	Amount Paid
1. Emergency Advance Payment (One Month)	10,666	10,629	\$ 92,843,075.88
2. Emergency Advance Payment (Six Months)	107,153	105,438	\$ 1,768,948,015.00
Sub-Total to Date	117,819	116,067	\$ 1,861,791,090.88

Separate Fund for Real Estate Brokers and Agents			\$ 34,500,000.00
Total to Date			\$ 1,896,291,090.88

Claims by Category <i>(includes Individual and Business)</i>	No. of Claims Paid	Amount Paid
1. Removal and Clean Up Costs	0	\$ -
2. Real or Personal Property	83	\$ 669,063.38
3. Lost Earnings or Profits	115,961	\$ 1,861,094,691.00
4. Loss of Subsistence Use of Natural Resources	5	\$ 13,000.00
5. Physical Injury / Death	18	\$ 14,336.50
Total to Date	116,067	\$ 1,861,791,090.88

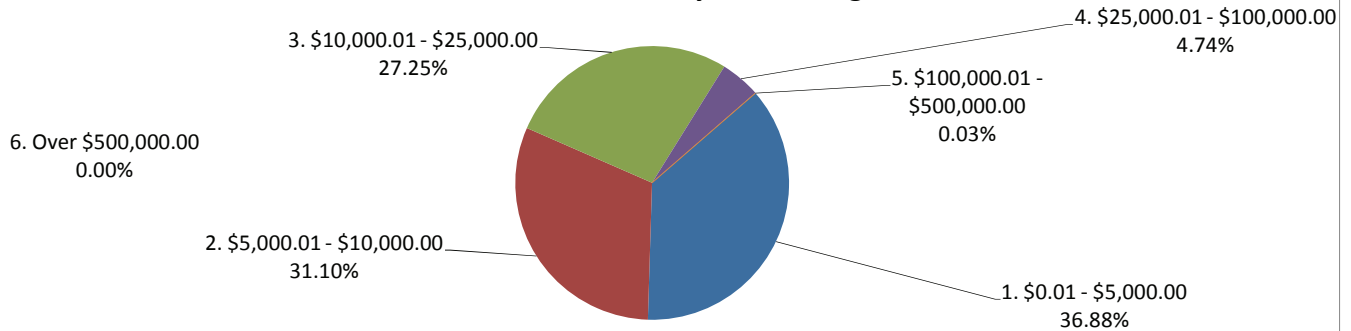
Claims by Type	No. of Claims Paid	No. of Claims Paid where Claimant Participated in BP Claims Process	No. of Claims Paid for new Claimants	Total Amount Paid
1. Individual	85,250	23,733	61,517	\$ 797,618,514.88
2. Business	30,817	21,873	8,944	\$ 1,064,172,576.00
Total to Date	116,067	45,606	70,461	\$ 1,861,791,090.88

GCCF Program Statistics - Overall Summary
(as of November 17, 2010, 5:05 PM ET)

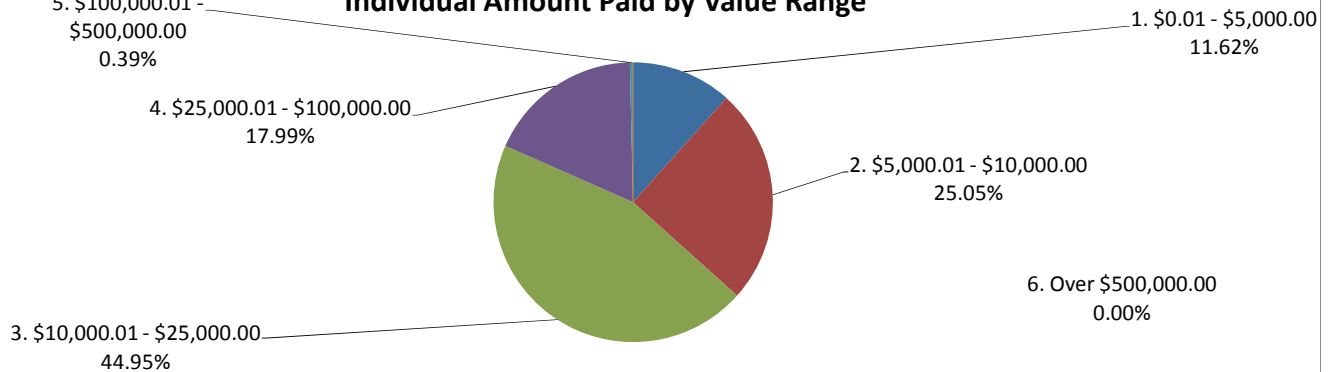
Individual Claims by Amount
(Claimants may have more than one Claim Type)

Claims by Amount	No. of Claims Paid	Amount Paid
1. \$0.01 - \$5,000.00	31,439	\$ 92,656,736.50
2. \$5,000.01 - \$10,000.00	26,511	\$ 199,814,800.00
3. \$10,000.01 - \$25,000.00	23,232	\$ 358,531,750.00
4. \$25,000.01 - \$100,000.00	4,044	\$ 143,501,928.38
5. \$100,000.01 - \$500,000.00	24	\$ 3,113,300.00
6. Over \$500,000.00	0	\$ -
Total to Date	85,250	\$ 797,618,514.88

Individual Claims Paid by Value Range



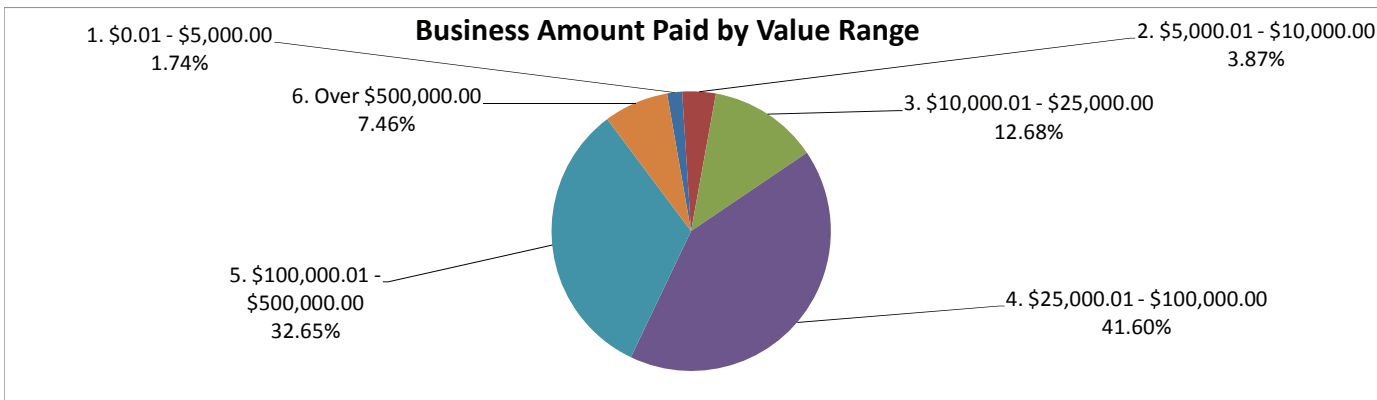
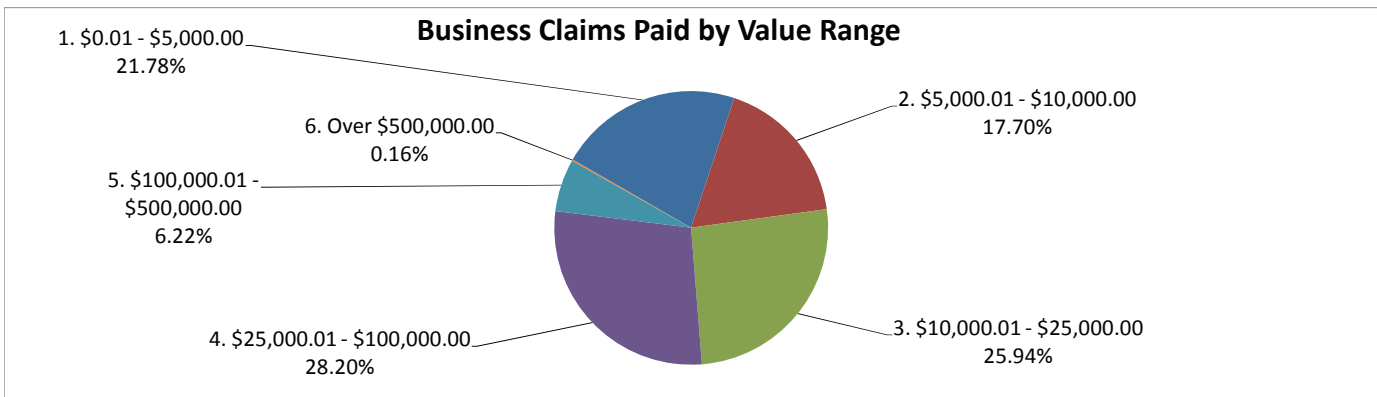
Individual Amount Paid by Value Range



GCCF Program Statistics - Overall Summary
(as of November 17, 2010, 5:05 PM ET)

Business Claims by Amount
(Claimants may have more than one Claim Type)

Claims by Amount	No. of Claims Paid	Amount Paid
1. \$0.01 - \$5,000.00	6,711	\$ 18,548,300.00
2. \$5,000.01 - \$10,000.00	5,455	\$ 41,152,900.00
3. \$10,000.01 - \$25,000.00	7,994	\$ 134,976,200.00
4. \$25,000.01 - \$100,000.00	8,690	\$ 442,700,900.00
5. \$100,000.01 - \$500,000.00	1,917	\$ 347,400,700.00
6. Over \$500,000.00	50	\$ 79,393,576.00
Total to Date	30,817	\$ 1,064,172,576.00



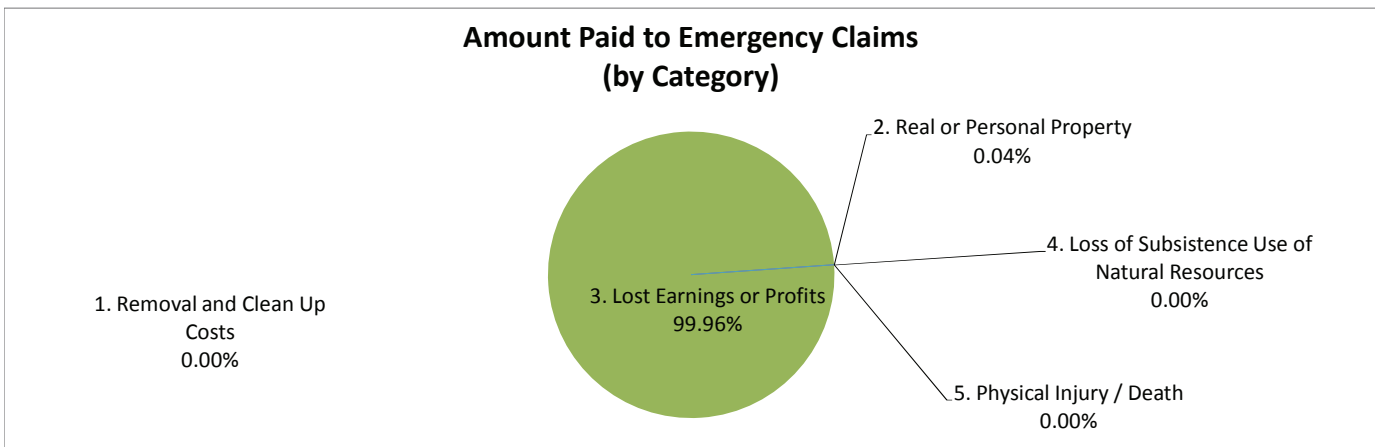
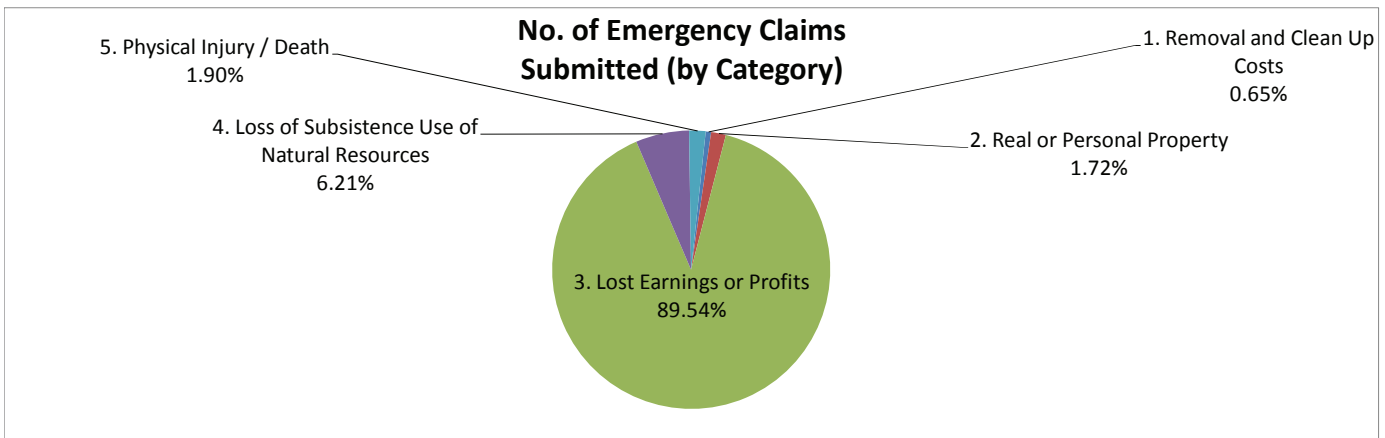
GCCCF Program Statistics - Overall Summary

(as of November 17, 2010, 5:05 PM ET)

Emergency Advance Claim Counts by Category

(Claimants may have more than one Claim Type)

Claims for Emergency Advance Payment	Claims Submitted	No. of Claims Paid	Amount Paid
1. Removal and Clean Up Costs	2,736	0	\$ -
2. Real or Personal Property	7,289	83	\$ 669,063.38
3. Lost Earnings or Profits	379,768	115,961	\$ 1,861,094,691.00
4. Loss of Subsistence Use of Natural Resources	26,322	5	\$ 13,000.00
5. Physical Injury / Death	8,040	18	\$ 14,336.50
Total to Date	424,155	116,067	\$ 1,861,791,090.88




GCCF Program Statistics - Overall Summary

(as of November 17, 2010, 5:05 PM ET)

Final Payment Claim Counts by Category

(Claimants may have more than one Claim Type)

Claims Seeking Final Payment	Claims Submitted	No. of Claims Paid	Amount Paid
1. Removal and Clean Up Costs	398	0	\$ -
2. Real or Personal Property	1,584	0	\$ -
3. Lost Earnings or Profits	18,636	0	\$ -
4. Loss of Subsistence Use of Natural Resources	2,065	0	\$ -
5. Physical Injury / Death	532	0	\$ -
Total to Date	23,215	0	\$ -



Amount Paid to Final Claims (by Category)

No data to chart yet

GCCF Program Statistics - Overall Summary

(as of November 17, 2010, 5:05 PM ET)

Claims by Category and Amount

(Claimants may have more than one Claim Type)

Claims by Category and Amount	No. of Claims Paid	Amount Paid
1. Removal and Clean Up Costs		
a. \$0.01 - \$5,000.00	0	\$ -
b. \$5,000.01 - \$10,000.00	0	\$ -
c. \$10,000.01 - \$25,000.00	0	\$ -
d. \$25,000.01 - \$100,000.00	0	\$ -
e. \$100,000.01 - \$500,000.00	0	\$ -
f. Over \$500,000.00	0	\$ -
Sub-Total to Date	0	\$ -
2. Real or Personal Property		
a. \$0.01 - \$5,000.00	53	\$ 105,900.00
b. \$5,000.01 - \$10,000.00	16	\$ 112,200.00
c. \$10,000.01 - \$25,000.00	9	\$ 140,400.00
d. \$25,000.01 - \$100,000.00	4	\$ 134,463.38
e. \$100,000.01 - \$500,000.00	1	\$ 176,100.00
f. Over \$500,000.00	0	\$ -
Sub-Total to Date	83	\$ 669,063.38
3. Lost Earnings or Profits		
a. \$0.01 - \$5,000.00	38,074	\$ 111,071,800.00
b. \$5,000.01 - \$10,000.00	31,950	\$ 240,855,500.00
c. \$10,000.01 - \$25,000.00	31,217	\$ 493,367,550.00
d. \$25,000.01 - \$100,000.00	12,730	\$ 586,068,365.00
e. \$100,000.01 - \$500,000.00	1,940	\$ 350,337,900.00
f. Over \$500,000.00	50	\$ 79,393,576.00
Sub-Total to Date	115,961	\$ 1,861,094,691.00

GCCF Program Statistics - Overall Summary (as of November 17, 2010, 5:05 PM ET)

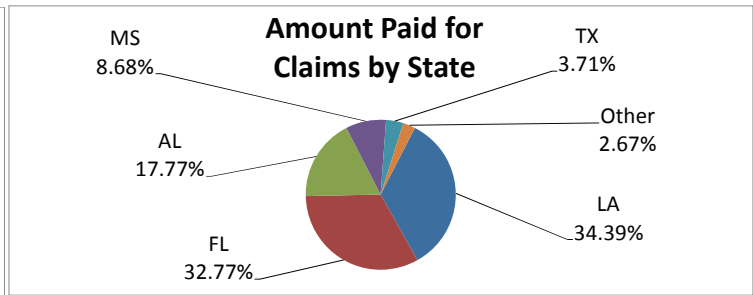
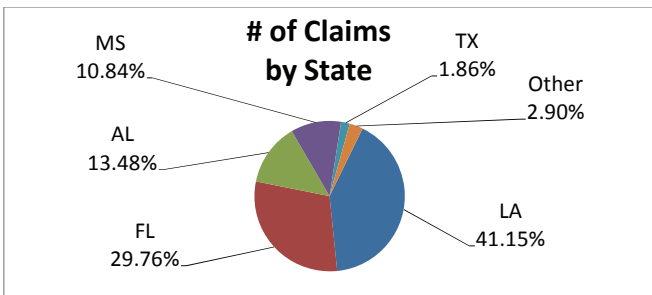
Claims by Category and Amount (Claimants may have more than one Claim Type)

Claims by Category and Amount	No. of Claims Paid	Amount Paid
4. Loss of Subsistence Use of Natural Resources		
a. \$0.01 - \$5,000.00	5	\$ 13,000.00
b. \$5,000.01 - \$10,000.00	0	\$ -
c. \$10,000.01 - \$25,000.00	0	\$ -
d. \$25,000.01 - \$100,000.00	0	\$ -
e. \$100,000.01 - \$500,000.00	0	\$ -
f. Over \$500,000.00	0	\$ -
Sub-Total to Date	5	\$ 13,000.00
5. Physical Injury / Death		
a. \$0.01 - \$5,000.00	18	\$ 14,336.50
b. \$5,000.01 - \$10,000.00	0	\$ -
c. \$10,000.01 - \$25,000.00	0	\$ -
d. \$25,000.01 - \$100,000.00	0	\$ -
e. \$100,000.01 - \$500,000.00	0	\$ -
f. Over \$500,000.00	0	\$ -
Sub-Total to Date	18	\$ 14,336.50
6. Other Claims		
a. \$0.01 - \$5,000.00	0	\$ -
b. \$5,000.01 - \$10,000.00	0	\$ -
c. \$10,000.01 - \$25,000.00	0	\$ -
d. \$25,000.01 - \$100,000.00	0	\$ -
e. \$100,000.01 - \$500,000.00	0	\$ -
f. Over \$500,000.00	0	\$ -
Sub-Total to Date	0	\$ -
Total to Date	116,067	\$ 1,861,791,090.88

GCCF Program Statistics - Overall Summary
(as of November 17, 2010, 5:05 PM ET)

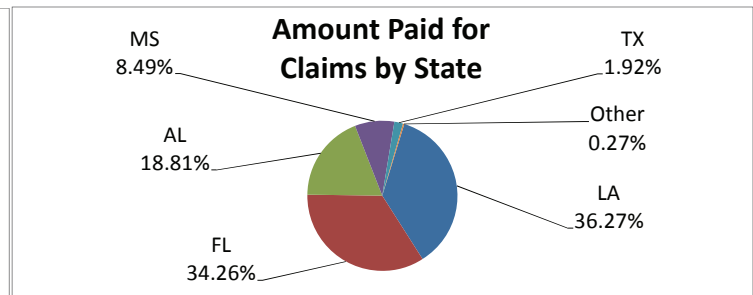
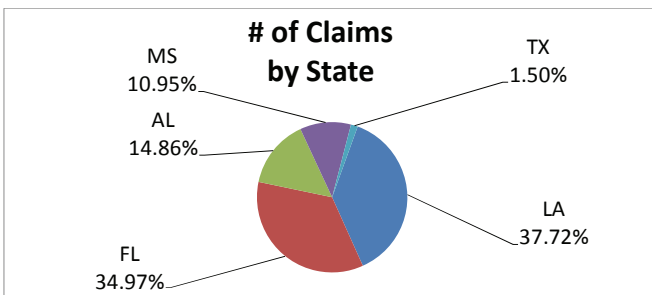
Claims by State of Residence
(Claimants may have more than one Claim Type)

Claim State of Residence	Claims Submitted	No. of Claims Paid	Amount Paid
Louisiana	184,107	39,868	\$ 640,281,350.00
Florida	133,141	40,578	\$ 610,169,176.00
Alabama	60,322	18,586	\$ 330,911,528.38
Mississippi	48,484	10,581	\$ 161,613,936.50
Texas	8,326	2,027	\$ 69,136,600.00
Others	12,990	4,427	\$ 49,678,500.00
Total to Date	447,370	116,067	\$ 1,861,791,090.88



Claims by State of Loss
(Claimants may have more than one Claim Type)

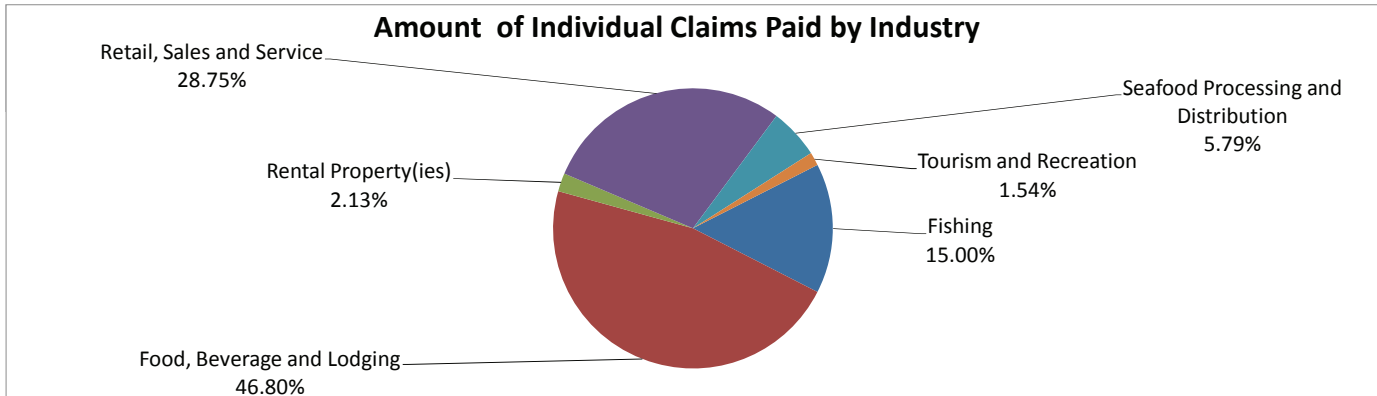
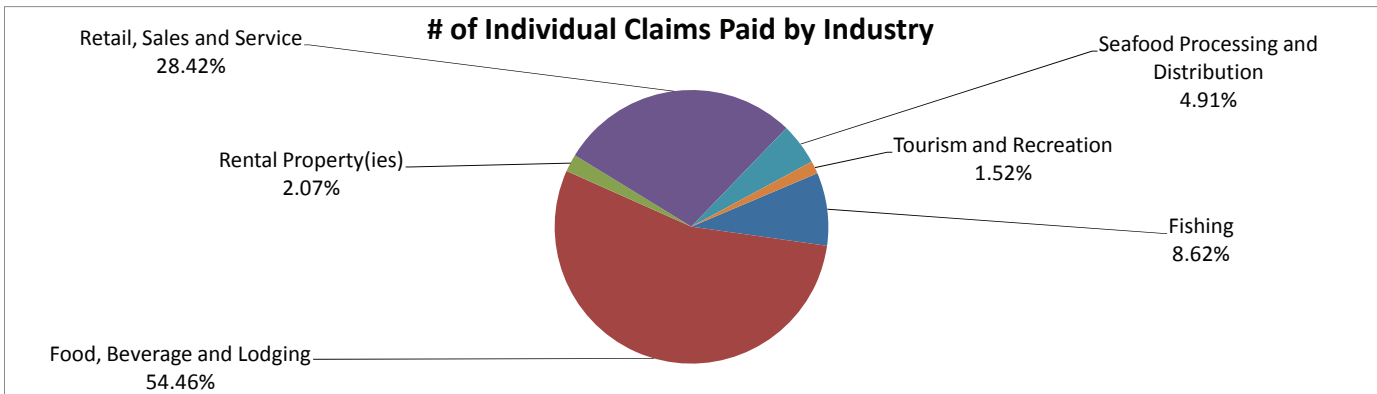
Claim State of Loss	Claims Submitted	No. of Claims Paid	Amount Paid
Louisiana	93,712	40,354	\$ 675,184,015.00
Florida	86,894	43,683	\$ 637,758,676.00
Alabama	36,922	20,132	\$ 350,119,800.00
Mississippi	27,204	10,216	\$ 158,015,600.00
Texas	3,725	1,411	\$ 35,740,500.00
Other State / Pending Location Verification		271	\$ 4,972,499.88
Total to Date		116,067	\$ 1,861,791,090.88



GCCF Program Statistics - Overall Summary (as of November 17, 2010, 5:05 PM ET)

Individual Lost Earnings or Profits Claims Paid by Industry (Claimants may have more than one Claim Type)

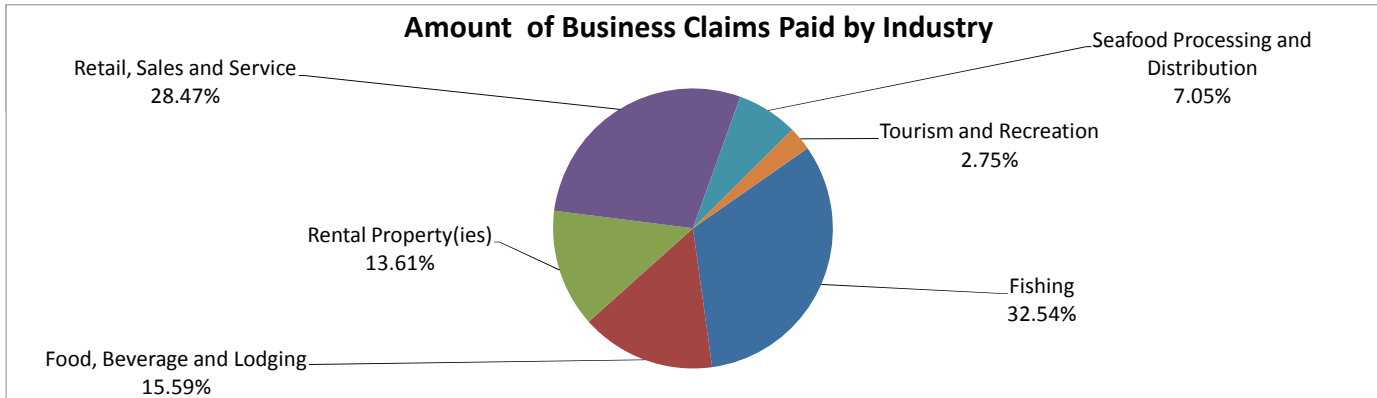
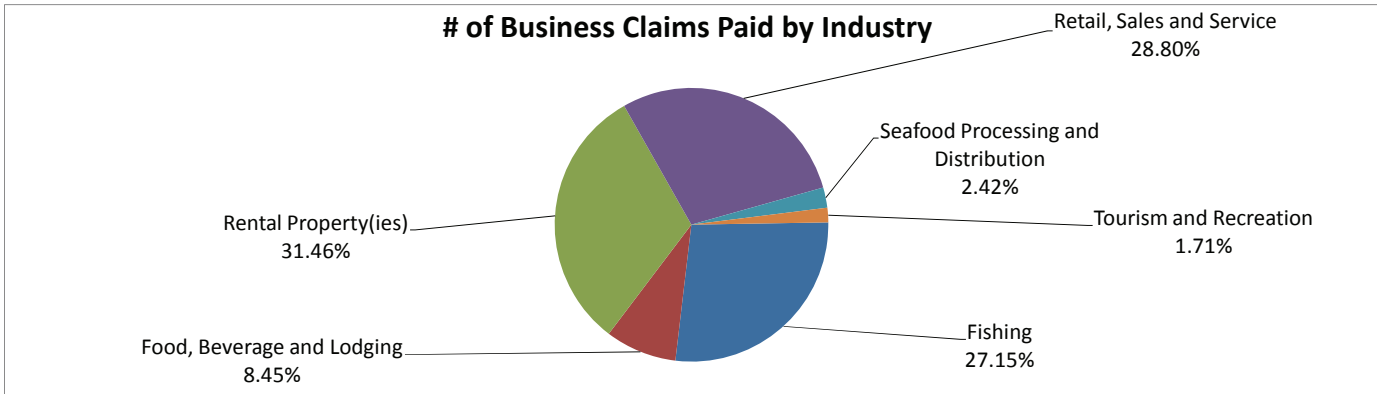
Claims by Amount	No. of Claims Paid	Amount Paid
Fishing	7,344	\$ 119,595,900.00
Food, Beverage and Lodging	46,384	\$ 373,131,700.00
Rental Property(ies)	1,765	\$ 16,952,500.00
Retail, Sales and Service	24,203	\$ 229,228,100.00
Seafood Processing and Distribution	4,184	\$ 46,187,115.00
Tourism and Recreation	1,294	\$ 12,251,900.00
Total to Date	85,174	\$ 797,347,215.00




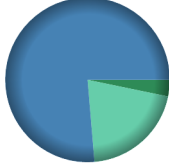



GCCF Program Statistics - Overall Summary
(as of November 17, 2010, 5:05 PM ET)

Business Lost Earnings or Profits Claims Paid by Industry
(Claimants may have more than one Claim Type)


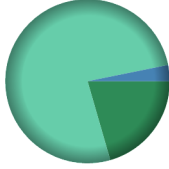



Claims by Amount	No. of Claims Paid	Amount Paid
Fishing	8,359	\$ 346,126,700.00
Food, Beverage and Lodging	2,602	\$ 165,795,300.00
Rental Property(ies)	9,687	\$ 144,764,876.00
Retail, Sales and Service	8,867	\$ 302,842,600.00
Seafood Processing and Distribution	746	\$ 75,013,900.00
Tourism and Recreation	526	\$ 29,204,100.00
Total to Date	30,787	\$ 1,063,747,476.00





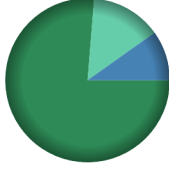


GCCF Program Statistics - Overall Summary (as of November 17, 2010, 5:05 PM ET)

County Name	Residents				
Autauga (Alabama)	42	<u>Claimant Type</u>	<u>Claims Paid</u>	<u>Amount Paid</u>	Payments in County 
		Resident of County	12	\$105,800.00	
		Resident and Loss in County	1	\$2,300.00	
		Totals:	13	\$108,100.00	
Baldwin (Alabama)	23,548	<u>Claimant Type</u>	<u>Claims Paid</u>	<u>Amount Paid</u>	Payments in County 
		Resident of County	496	\$7,761,463.38	
		Resident and Loss in County	8,743	\$182,399,500.00	
		Claim Loss in County	4,044	\$48,765,600.00	
Totals:	13,283	\$238,926,563.38			
Barbour (Alabama)	14	<u>Claimant Type</u>	<u>Claims Paid</u>	<u>Amount Paid</u>	Payments in County 
		Resident of County	2	\$25,600.00	
		Resident and Loss in County	2	\$91,300.00	
		Totals:	4	\$116,900.00	
Bibb (Alabama)	10	<u>Claimant Type</u>	<u>Claims Paid</u>	<u>Amount Paid</u>	Payments in County 
		Resident of County	6	\$25,400.00	
		Totals:	6	\$25,400.00	
Blount (Alabama)	11	<u>Claimant Type</u>	<u>Claims Paid</u>	<u>Amount Paid</u>	Payments in County 
		Resident of County	3	\$14,200.00	
		Totals:	3	\$14,200.00	



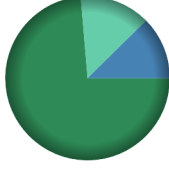
GCCF Program Statistics - Overall Summary (as of November 17, 2010, 5:05 PM ET)

County (Alabama)	Total Claims	Claimant Type	Claims Paid	Amount Paid	Payments in County
Bullock (Alabama)	7	<u>Claimant Type</u>	<u>Claims Paid</u>	<u>Amount Paid</u>	Payments in County  <ul style="list-style-type: none"> Resident
		Resident of County	1	\$16,000.00	
		Totals:	1	\$16,000.00	
Butler (Alabama)	28	<u>Claimant Type</u>	<u>Claims Paid</u>	<u>Amount Paid</u>	Payments in County  <ul style="list-style-type: none"> Resident Loss Both
		Resident of County	4	\$34,800.00	
		Resident and Loss in County	1	\$5,400.00	
		Claim Loss in County	2	\$129,200.00	
Totals:	7	\$169,400.00			
Calhoun (Alabama)	79	<u>Claimant Type</u>	<u>Claims Paid</u>	<u>Amount Paid</u>	Payments in County  <ul style="list-style-type: none"> Resident
		Resident of County	20	\$200,200.00	
		Totals:	20	\$200,200.00	
Chambers (Alabama)	11	<u>Claimant Type</u>	<u>Claims Paid</u>	<u>Amount Paid</u>	Payments in County  <ul style="list-style-type: none"> Resident
		Resident of County	2	\$27,000.00	
		Totals:	2	\$27,000.00	
Cherokee (Alabama)	7	<u>Claimant Type</u>	<u>Claims Paid</u>	<u>Amount Paid</u>	Payments in County  <ul style="list-style-type: none"> Resident
		Resident of County	5	\$43,100.00	
		Totals:	5	\$43,100.00	

GCCF Program Statistics - Overall Summary (as of November 17, 2010, 5:05 PM ET)

County (Alabama)	Total Claims	Claimant Type	Claims Paid	Amount Paid	Payments in County
Chilton (Alabama)	18	<u>Claimant Type</u>	<u>Claims Paid</u>	<u>Amount Paid</u>	Payments in County  <ul style="list-style-type: none"> ■ Resident ■ Both
		Resident of County	4	\$38,300.00	
		Resident and Loss in County	2	\$79,900.00	
		Totals:	6	\$118,200.00	
Choctaw (Alabama)	29	<u>Claimant Type</u>	<u>Claims Paid</u>	<u>Amount Paid</u>	Payments in County  <ul style="list-style-type: none"> ■ Resident ■ Both
		Resident of County	2	\$11,000.00	
		Resident and Loss in County	1	\$68,400.00	
		Totals:	3	\$79,400.00	
Clarke (Alabama)	211	<u>Claimant Type</u>	<u>Claims Paid</u>	<u>Amount Paid</u>	Payments in County  <ul style="list-style-type: none"> ■ Resident ■ Loss ■ Both
		Resident of County	29	\$275,800.00	
		Resident and Loss in County	4	\$35,600.00	
		Claim Loss in County	4	\$50,100.00	
Totals:	37	\$361,500.00			
Clay (Alabama)	7	<u>Claimant Type</u>	<u>Claims Paid</u>	<u>Amount Paid</u>	Payments in County  <ul style="list-style-type: none"> ■ Resident
		Resident of County	4	\$55,200.00	
		Totals:	4	\$55,200.00	
Cleburne (Alabama)	3	<u>Claimant Type</u>	<u>Claims Paid</u>	<u>Amount Paid</u>	Payments in County  <ul style="list-style-type: none"> ■ Resident
		Resident of County	1	\$3,000.00	
		Totals:	1	\$3,000.00	

GCCF Program Statistics - Overall Summary (as of November 17, 2010, 5:05 PM ET)

County (Alabama)	Total Claims	Claimant Type	Claims Paid	Amount Paid	Payments in County
Coffee (Alabama)	45	<u>Claimant Type</u>	<u>Claims Paid</u>	<u>Amount Paid</u>	Payments in County  <ul style="list-style-type: none"> ■ Resident ■ Both
		Resident of County	8	\$79,000.00	
		Resident and Loss in County	1	\$3,000.00	
		Totals:	9	\$82,000.00	
Colbert (Alabama)	41	<u>Claimant Type</u>	<u>Claims Paid</u>	<u>Amount Paid</u>	Payments in County  <ul style="list-style-type: none"> ■ Resident
		Resident of County	24	\$240,200.00	
		Totals:	24	\$240,200.00	
		Conecuh (Alabama)	28	<u>Claimant Type</u>	
Resident of County	5			\$51,700.00	
Totals:	5			\$51,700.00	
Coosa (Alabama)	6			<u>Claimant Type</u>	<u>Claims Paid</u>
		Resident of County	4	\$42,700.00	
		Resident and Loss in County	1	\$150,000.00	
		Totals:	5	\$192,700.00	
Covington (Alabama)	98	<u>Claimant Type</u>	<u>Claims Paid</u>	<u>Amount Paid</u>	Payments in County  <ul style="list-style-type: none"> ■ Resident ■ Loss ■ Both
		Resident of County	28	\$580,200.00	
		Resident and Loss in County	3	\$97,800.00	
		Claim Loss in County	2	\$109,500.00	
		Totals:	33	\$787,500.00	

GCCF Program Statistics - Overall Summary

(as of November 17, 2010, 5:05 PM ET)

County (Alabama)	Total Claims	Claimant Type	Claims Paid	Amount Paid	Payments in County
Crenshaw	20	Resident of County	1	\$2,100.00	 <ul style="list-style-type: none"> ■ Resident ■ Loss ■ Both
		Resident and Loss in County	1	\$1,500.00	
		Claim Loss in County	1	\$4,000.00	
		Totals:	3	\$7,600.00	
Cullman	54	Resident of County	37	\$352,300.00	 <ul style="list-style-type: none"> ■ Resident
		Totals:	37	\$352,300.00	
Dale	48	Resident of County	9	\$70,100.00	 <ul style="list-style-type: none"> ■ Resident ■ Both
		Resident and Loss in County	1	\$37,600.00	
		Totals:	10	\$107,700.00	
Dallas	49	Resident of County	10	\$108,600.00	 <ul style="list-style-type: none"> ■ Resident ■ Both
		Resident and Loss in County	1	\$15,000.00	
		Totals:	11	\$123,600.00	
DeKalb	21	Resident of County	14	\$146,700.00	 <ul style="list-style-type: none"> ■ Resident ■ Loss
		Claim Loss in County	1	\$10,800.00	
		Totals:	15	\$157,500.00	

GCCF Program Statistics - Overall Summary

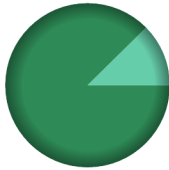




(as of November 17, 2010, 5:05 PM ET)

County (Alabama)	Total Claims	Claimant Type	Claims Paid	Amount Paid	Payments in County
Elmore (Alabama)	56	<u>Claimant Type</u>	<u>Claims Paid</u>	<u>Amount Paid</u>	Payments in County
		Resident of County	21	\$231,100.00	
		Resident and Loss in County	1	\$19,200.00	
		Totals:	22	\$250,300.00	
Escambia (Alabama)	315	<u>Claimant Type</u>	<u>Claims Paid</u>	<u>Amount Paid</u>	Payments in County
		Resident of County	51	\$720,300.00	
		Resident and Loss in County	10	\$99,600.00	
		Claim Loss in County	8	\$140,500.00	
Totals:	69	\$960,400.00			
Etowah (Alabama)	70	<u>Claimant Type</u>	<u>Claims Paid</u>	<u>Amount Paid</u>	Payments in County
		Resident of County	32	\$482,200.00	
		Totals:	32	\$482,200.00	
Fayette (Alabama)	13	<u>Claimant Type</u>	<u>Claims Paid</u>	<u>Amount Paid</u>	Payments in County
		Resident of County	12	\$75,200.00	
		Totals:	12	\$75,200.00	
Franklin (Alabama)	8	<u>Claimant Type</u>	<u>Claims Paid</u>	<u>Amount Paid</u>	Payments in County
		Resident of County	7	\$65,900.00	
		Totals:	7	\$65,900.00	

GCCF Program Statistics - Overall Summary (as of November 17, 2010, 5:05 PM ET)






County (Alabama)	Total Claims	Claimant Type	Claims Paid	Amount Paid	Payments in County
Geneva (Alabama)	66	<u>Claimant Type</u>	<u>Claims Paid</u>	<u>Amount Paid</u>	Payments in County  <ul style="list-style-type: none"> Resident
		Resident of County	16	\$149,400.00	
		Totals:	16	\$149,400.00	
Greene (Alabama)	5	<u>Claimant Type</u>	<u>Claims Paid</u>	<u>Amount Paid</u>	Payments in County  <ul style="list-style-type: none"> Resident
		Resident of County	4	\$22,900.00	
		Totals:	4	\$22,900.00	
Hale (Alabama)	15	<u>Claimant Type</u>	<u>Claims Paid</u>	<u>Amount Paid</u>	Payments in County  <ul style="list-style-type: none"> Resident Both
		Resident of County	8	\$147,900.00	
		Resident and Loss in County	1	\$100,000.00	
Totals:	9	\$247,900.00			
Henry (Alabama)	15	<u>Claimant Type</u>	<u>Claims Paid</u>	<u>Amount Paid</u>	Payments in County  <ul style="list-style-type: none"> Resident
		Resident of County	3	\$15,600.00	
		Totals:	3	\$15,600.00	
Houston (Alabama)	164	<u>Claimant Type</u>	<u>Claims Paid</u>	<u>Amount Paid</u>	Payments in County  <ul style="list-style-type: none"> Resident Loss Both
		Resident of County	33	\$229,900.00	
		Resident and Loss in County	3	\$205,900.00	
		Claim Loss in County	1	\$6,000.00	
Totals:	37	\$441,800.00			

GCCF Program Statistics - Overall Summary (as of November 17, 2010, 5:05 PM ET)

County (Alabama)	Total Claims	Claimant Type	Claims Paid	Amount Paid	Payments in County
Jackson (Alabama)	20	<u>Claimant Type</u>	<u>Claims Paid</u>	<u>Amount Paid</u>	Payments in County  <ul style="list-style-type: none"> ■ Resident ■ Loss
		Resident of County	9	\$102,500.00	
		Claim Loss in County	1	\$14,500.00	
		Totals:	10	\$117,000.00	
Jefferson (Alabama)	695	<u>Claimant Type</u>	<u>Claims Paid</u>	<u>Amount Paid</u>	Payments in County  <ul style="list-style-type: none"> ■ Resident ■ Loss ■ Both
		Resident of County	328	\$3,790,500.00	
		Resident and Loss in County	6	\$107,500.00	
		Claim Loss in County	3	\$55,800.00	
Totals:	337	\$3,953,800.00			
Lauderdale (Alabama)	40	<u>Claimant Type</u>	<u>Claims Paid</u>	<u>Amount Paid</u>	Payments in County  <ul style="list-style-type: none"> ■ Resident
		Resident of County	16	\$156,400.00	
		Totals:	16	\$156,400.00	
Lawrence (Alabama)	6	<u>Claimant Type</u>	<u>Claims Paid</u>	<u>Amount Paid</u>	Payments in County  <ul style="list-style-type: none"> ■ Resident ■ Loss
		Resident of County	2	\$21,200.00	
		Claim Loss in County	1	\$1,400.00	
		Totals:	3	\$22,600.00	
Lee (Alabama)	103	<u>Claimant Type</u>	<u>Claims Paid</u>	<u>Amount Paid</u>	Payments in County  <ul style="list-style-type: none"> ■ Resident
		Resident of County	40	\$382,000.00	
		Totals:	40	\$382,000.00	


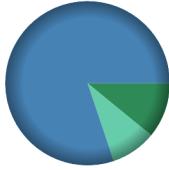

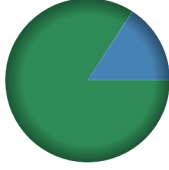

GCCF Program Statistics - Overall Summary

(as of November 17, 2010, 5:05 PM ET)

County (Alabama)	Total Claims	Claimant Type	Claims Paid	Amount Paid	Payments in County
Limestone (Alabama)	46	<u>Claimant Type</u>	<u>Claims Paid</u>	<u>Amount Paid</u>	Payments in County  <ul style="list-style-type: none"> ■ Resident
		Resident of County	30	\$439,100.00	
		Totals:	30	\$439,100.00	
Macon (Alabama)	6	<u>Claimant Type</u>	<u>Claims Paid</u>	<u>Amount Paid</u>	Payments in County  <ul style="list-style-type: none"> ■ Resident
		Resident of County	2	\$7,500.00	
		Totals:	2	\$7,500.00	
Madison (Alabama)	292	<u>Claimant Type</u>	<u>Claims Paid</u>	<u>Amount Paid</u>	Payments in County  <ul style="list-style-type: none"> ■ Resident ■ Loss ■ Both
		Resident of County	138	\$1,650,900.00	
		Resident and Loss in County	5	\$56,600.00	
		Claim Loss in County	2	\$4,500.00	
Totals:	145	\$1,712,000.00			
Marengo (Alabama)	27	<u>Claimant Type</u>	<u>Claims Paid</u>	<u>Amount Paid</u>	Payments in County  <ul style="list-style-type: none"> ■ Resident
		Resident of County	12	\$87,200.00	
		Totals:	12	\$87,200.00	
Marion (Alabama)	4	<u>Claimant Type</u>	<u>Claims Paid</u>	<u>Amount Paid</u>	Payments in County  <ul style="list-style-type: none"> ■ Resident
		Resident of County	1	\$1,200.00	
		Totals:	1	\$1,200.00	

GCCF Program Statistics - Overall Summary

(as of November 17, 2010, 5:05 PM ET)






County (Alabama)	Total	Claimant Type	Claims Paid	Amount Paid	Payments in County
Marshall	52				 <ul style="list-style-type: none"> ■ Resident ■ Both
		Resident of County	26	\$321,700.00	
		Resident and Loss in County	1	\$37,200.00	
		Totals:	27	\$358,900.00	
Mobile	31,085				 <ul style="list-style-type: none"> ■ Resident ■ Loss ■ Both
		Resident of County	1,046	\$14,277,365.00	
		Resident and Loss in County	6,599	\$104,674,300.00	
		Claim Loss in County	632	\$11,642,800.00	
Totals:	8,277	\$130,594,465.00			
Monroe	115				 <ul style="list-style-type: none"> ■ Resident ■ Both
		Resident of County	39	\$625,000.00	
		Resident and Loss in County	11	\$145,400.00	
		Totals:	50	\$770,400.00	
Montgomery	287				 <ul style="list-style-type: none"> ■ Resident ■ Loss ■ Both
		Resident of County	98	\$1,911,100.00	
		Resident and Loss in County	9	\$358,100.00	
		Claim Loss in County	1	\$1,200.00	
Totals:	108	\$2,270,400.00			
Morgan	85				 <ul style="list-style-type: none"> ■ Resident ■ Both
		Resident of County	50	\$539,800.00	
		Resident and Loss in County	1	\$2,400.00	
		Totals:	51	\$542,200.00	

GCCF Program Statistics - Overall Summary (as of November 17, 2010, 5:05 PM ET)



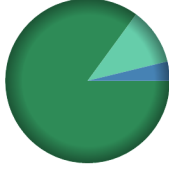
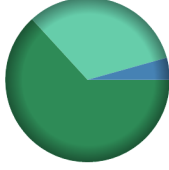
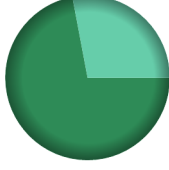
County (Alabama)	Total Claims	Claimant Type	Claims Paid	Amount Paid	Payments in County
Perry (Alabama)	3	<u>Claimant Type</u>	<u>Claims Paid</u>	<u>Amount Paid</u>	Payments in County  Loss
		Claim Loss in County	1	\$35,000.00	
		Totals:	1	\$35,000.00	
Pickens (Alabama)	12	<u>Claimant Type</u>	<u>Claims Paid</u>	<u>Amount Paid</u>	Payments in County  Resident
		Resident of County	5	\$74,500.00	
		Totals:	5	\$74,500.00	
Pike (Alabama)	39	<u>Claimant Type</u>	<u>Claims Paid</u>	<u>Amount Paid</u>	Payments in County  Resident
		Resident of County	6	\$44,100.00	
		Totals:	6	\$44,100.00	
Randolph (Alabama)	7	<u>Claimant Type</u>	<u>Claims Paid</u>	<u>Amount Paid</u>	Payments in County  Resident
		Resident of County	4	\$50,300.00	
		Totals:	4	\$50,300.00	
Russell (Alabama)	27	<u>Claimant Type</u>	<u>Claims Paid</u>	<u>Amount Paid</u>	Payments in County  Resident
		Resident of County	4	\$42,200.00	
		Totals:	4	\$42,200.00	

GCCF Program Statistics - Overall Summary

(as of November 17, 2010, 5:05 PM ET)


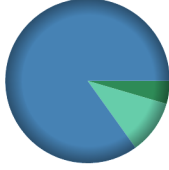
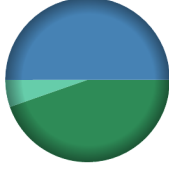
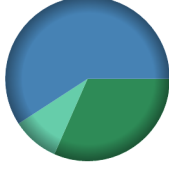
County (Alabama)	Total Claims	Claimant Type	Claims Paid	Amount Paid	Payments in County
Shelby (Alabama)	257	<u>Claimant Type</u>	<u>Claims Paid</u>	<u>Amount Paid</u>	Payments in County  <ul style="list-style-type: none"> ■ Resident ■ Loss ■ Both
		Resident of County	124	\$1,387,800.00	
		Resident and Loss in County	2	\$23,500.00	
		Claim Loss in County	1	\$28,800.00	
Totals:	127	\$1,440,100.00			
St. Clair (Alabama)	47	<u>Claimant Type</u>	<u>Claims Paid</u>	<u>Amount Paid</u>	Payments in County  <ul style="list-style-type: none"> ■ Resident
		Resident of County	24	\$333,000.00	
		Totals:	24	\$333,000.00	
Sumter (Alabama)	8	<u>Claimant Type</u>	<u>Claims Paid</u>	<u>Amount Paid</u>	Payments in County  <ul style="list-style-type: none"> ■ Resident
		Resident of County	1	\$46,200.00	
		Totals:	1	\$46,200.00	
Talladega (Alabama)	48	<u>Claimant Type</u>	<u>Claims Paid</u>	<u>Amount Paid</u>	Payments in County  <ul style="list-style-type: none"> ■ Resident
		Resident of County	23	\$136,600.00	
		Totals:	23	\$136,600.00	
Tallapoosa (Alabama)	26	<u>Claimant Type</u>	<u>Claims Paid</u>	<u>Amount Paid</u>	Payments in County  <ul style="list-style-type: none"> ■ Resident
		Resident of County	10	\$65,300.00	
		Totals:	10	\$65,300.00	

GCCF Program Statistics - Overall Summary (as of November 17, 2010, 5:05 PM ET)

County (Alabama)	Total Claims	Claimant Type	Claims Paid	Amount Paid	Payments in County
Tuscaloosa (Alabama)	246	<u>Claimant Type</u>	<u>Claims Paid</u>	<u>Amount Paid</u>	 <ul style="list-style-type: none"> ■ Resident ■ Loss ■ Both
		Resident of County	120	\$1,118,100.00	
		Resident and Loss in County	2	\$22,000.00	
		Claim Loss in County	2	\$49,000.00	
Totals:			124	\$1,189,100.00	
Unknown (Alabama)	120	<u>Claimant Type</u>	<u>Claims Paid</u>	<u>Amount Paid</u>	 <ul style="list-style-type: none"> ■ Resident
		Resident of County	40	\$1,123,900.00	
		Totals:			
Walker (Alabama)	39	<u>Claimant Type</u>	<u>Claims Paid</u>	<u>Amount Paid</u>	 <ul style="list-style-type: none"> ■ Resident ■ Loss ■ Both
		Resident of County	17	\$213,200.00	
		Resident and Loss in County	1	\$9,500.00	
		Claim Loss in County	2	\$28,000.00	
Totals:			20	\$250,700.00	
Washington (Alabama)	247	<u>Claimant Type</u>	<u>Claims Paid</u>	<u>Amount Paid</u>	 <ul style="list-style-type: none"> ■ Resident ■ Loss ■ Both
		Resident of County	19	\$219,100.00	
		Resident and Loss in County	1	\$15,000.00	
		Claim Loss in County	5	\$112,600.00	
Totals:			25	\$346,700.00	
Wilcox (Alabama)	51	<u>Claimant Type</u>	<u>Claims Paid</u>	<u>Amount Paid</u>	 <ul style="list-style-type: none"> ■ Resident ■ Both
		Resident of County	11	\$172,600.00	
		Resident and Loss in County	3	\$67,000.00	
		Totals:			

GCCF Program Statistics - Overall Summary

(as of November 17, 2010, 5:05 PM ET)

County	Total Claims	Claimant Type	Claims Paid	Amount Paid	Payments in County
Winston (Alabama)	14	<u>Claimant Type</u>	<u>Claims Paid</u>	<u>Amount Paid</u>	Payments in County  <ul style="list-style-type: none"> Resident
		Resident of County	5	\$189,800.00	
		Totals:	5	\$189,800.00	
		Aachua (Florida)	103	<u>Claimant Type</u>	
Resident of County	20			\$156,500.00	
Resident and Loss in County	5			\$145,600.00	
Claim Loss in County	1			\$12,000.00	
Totals:	26	\$314,100.00			
Bay (Florida)	30,559	<u>Claimant Type</u>	<u>Claims Paid</u>	<u>Amount Paid</u>	Payments in County  <ul style="list-style-type: none"> Resident Loss Both
		Resident of County	587	\$7,059,700.00	
		Resident and Loss in County	9,952	\$132,369,376.00	
		Claim Loss in County	1,608	\$16,483,000.00	
Totals:	12,147	\$155,912,076.00			
Brevard (Florida)	151	<u>Claimant Type</u>	<u>Claims Paid</u>	<u>Amount Paid</u>	Payments in County  <ul style="list-style-type: none"> Resident Loss Both
		Resident of County	13	\$254,100.00	
		Resident and Loss in County	8	\$284,600.00	
		Claim Loss in County	2	\$30,300.00	
Totals:	23	\$569,000.00			
Broward (Florida)	788	<u>Claimant Type</u>	<u>Claims Paid</u>	<u>Amount Paid</u>	Payments in County  <ul style="list-style-type: none"> Resident Loss Both
		Resident of County	25	\$813,400.00	
		Resident and Loss in County	9	\$1,522,300.00	
		Claim Loss in County	10	\$237,300.00	
Totals:	44	\$2,573,000.00			

GCCF Program Statistics - Overall Summary

(as of November 17, 2010, 5:05 PM ET)

County (Florida)	Total Claims	Claimant Type	Claims Paid	Amount Paid	Payments in County
Calhoun (Florida)	171	<u>Claimant Type</u>	<u>Claims Paid</u>	<u>Amount Paid</u>	<p>Payments in County</p> <ul style="list-style-type: none"> Resident Loss Both
		Resident of County	26	\$285,600.00	
		Resident and Loss in County	1	\$6,000.00	
		Claim Loss in County	1	\$4,200.00	
		Totals:	28	\$295,800.00	
Charlotte (Florida)	276	<u>Claimant Type</u>	<u>Claims Paid</u>	<u>Amount Paid</u>	<p>Payments in County</p> <ul style="list-style-type: none"> Resident Loss Both
		Resident of County	8	\$109,000.00	
		Resident and Loss in County	28	\$1,043,400.00	
		Claim Loss in County	10	\$75,100.00	
		Totals:	46	\$1,227,500.00	
Citrus (Florida)	246	<u>Claimant Type</u>	<u>Claims Paid</u>	<u>Amount Paid</u>	<p>Payments in County</p> <ul style="list-style-type: none"> Resident Loss Both
		Resident of County	24	\$411,000.00	
		Resident and Loss in County	83	\$1,357,200.00	
		Claim Loss in County	7	\$162,700.00	
		Totals:	114	\$1,930,900.00	
Clay (Florida)	61	<u>Claimant Type</u>	<u>Claims Paid</u>	<u>Amount Paid</u>	<p>Payments in County</p> <ul style="list-style-type: none"> Resident Loss Both
		Resident of County	5	\$26,600.00	
		Resident and Loss in County	1	\$125,000.00	
		Claim Loss in County	1	\$18,700.00	
		Totals:	7	\$170,300.00	
Collier (Florida)	11,316	<u>Claimant Type</u>	<u>Claims Paid</u>	<u>Amount Paid</u>	<p>Payments in County</p> <ul style="list-style-type: none"> Resident Loss Both
		Resident of County	57	\$538,600.00	
		Resident and Loss in County	891	\$9,723,100.00	
		Claim Loss in County	27	\$156,500.00	
		Totals:	975	\$10,418,200.00	

GCCF Program Statistics - Overall Summary

(as of November 17, 2010, 5:05 PM ET)

County (Florida)	Total Claims	Claimant Type	Claims Paid	Amount Paid	Payments in County
Columbia (Florida)	22	<u>Claimant Type</u>	<u>Claims Paid</u>	<u>Amount Paid</u>	<ul style="list-style-type: none"> Resident Both
		Resident of County	5	\$96,700.00	
		Resident and Loss in County	1	\$40,000.00	
		Totals:	6	\$136,700.00	
Dixie (Florida)	32	<u>Claimant Type</u>	<u>Claims Paid</u>	<u>Amount Paid</u>	<ul style="list-style-type: none"> Resident Loss Both
		Resident of County	1	\$3,000.00	
		Resident and Loss in County	12	\$353,400.00	
		Claim Loss in County	4	\$89,700.00	
Totals:	17	\$446,100.00			
Duval (Florida)	391	<u>Claimant Type</u>	<u>Claims Paid</u>	<u>Amount Paid</u>	<ul style="list-style-type: none"> Resident Loss Both
		Resident of County	39	\$706,800.00	
		Resident and Loss in County	16	\$1,194,800.00	
		Claim Loss in County	7	\$136,800.00	
Totals:	62	\$2,038,400.00			
Escambia (Florida)	18,517	<u>Claimant Type</u>	<u>Claims Paid</u>	<u>Amount Paid</u>	<ul style="list-style-type: none"> Resident Loss Both
		Resident of County	1,660	\$17,914,800.00	
		Resident and Loss in County	5,004	\$69,149,800.00	
		Claim Loss in County	1,163	\$14,907,500.00	
Totals:	7,827	\$101,972,100.00			
Flagler (Florida)	30	<u>Claimant Type</u>	<u>Claims Paid</u>	<u>Amount Paid</u>	<ul style="list-style-type: none"> Resident
		Resident of County	2	\$65,400.00	
		Totals:	2	\$65,400.00	

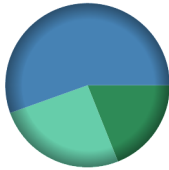
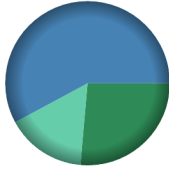
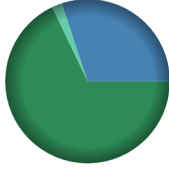

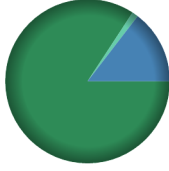
GCCF Program Statistics - Overall Summary

(as of November 17, 2010, 5:05 PM ET)

County (Florida)	Total Claims	Claimant Type	Claims Paid	Amount Paid	Payments in County
Franklin (Florida)	2,223	<u>Claimant Type</u>	<u>Claims Paid</u>	<u>Amount Paid</u>	<p>Payments in County</p> <ul style="list-style-type: none"> Resident Loss Both
		Resident of County	42	\$474,500.00	
		Resident and Loss in County	1,175	\$14,061,500.00	
		Claim Loss in County	132	\$1,810,000.00	
		Totals:	1,349	\$16,346,000.00	
Gadsden (Florida)	85	<u>Claimant Type</u>	<u>Claims Paid</u>	<u>Amount Paid</u>	<p>Payments in County</p> <ul style="list-style-type: none"> Resident Loss Both
		Resident of County	8	\$150,900.00	
		Resident and Loss in County	2	\$44,200.00	
		Claim Loss in County	1	\$6,000.00	
		Totals:	11	\$201,100.00	
Gulf (Florida)	1,701	<u>Claimant Type</u>	<u>Claims Paid</u>	<u>Amount Paid</u>	<p>Payments in County</p> <ul style="list-style-type: none"> Resident Loss Both
		Resident of County	117	\$1,245,100.00	
		Resident and Loss in County	440	\$9,137,000.00	
		Claim Loss in County	119	\$1,465,800.00	
		Totals:	676	\$11,847,900.00	
Hardee (Florida)	5	<u>Claimant Type</u>	<u>Claims Paid</u>	<u>Amount Paid</u>	<p>Payments in County</p> <ul style="list-style-type: none"> Resident
		Resident of County	1	\$15,000.00	
		Totals:	1	\$15,000.00	
Hendry (Florida)	89	<u>Claimant Type</u>	<u>Claims Paid</u>	<u>Amount Paid</u>	<p>Payments in County</p> <ul style="list-style-type: none"> Resident
		Resident of County	1	\$24,000.00	
		Totals:	1	\$24,000.00	

GCCF Program Statistics - Overall Summary

(as of November 17, 2010, 5:05 PM ET)

County (Florida)	Total Claims	Claimant Type	Claims Paid	Amount Paid	Payments in County
Hernando (Florida)	174	<u>Claimant Type</u>	<u>Claims Paid</u>	<u>Amount Paid</u>	 <ul style="list-style-type: none"> ■ Resident ■ Loss ■ Both
		Resident of County	22	\$360,300.00	
		Resident and Loss in County	43	\$1,053,100.00	
		Claim Loss in County	17	\$484,800.00	
Totals:	82	\$1,898,200.00			
Hillsborough (Florida)	2,000	<u>Claimant Type</u>	<u>Claims Paid</u>	<u>Amount Paid</u>	 <ul style="list-style-type: none"> ■ Resident ■ Loss ■ Both
		Resident of County	72	\$1,025,900.00	
		Resident and Loss in County	104	\$2,249,800.00	
		Claim Loss in County	38	\$611,800.00	
Totals:	214	\$3,887,500.00			
Holmes (Florida)	494	<u>Claimant Type</u>	<u>Claims Paid</u>	<u>Amount Paid</u>	 <ul style="list-style-type: none"> ■ Resident ■ Loss ■ Both
		Resident of County	118	\$960,500.00	
		Resident and Loss in County	25	\$425,100.00	
		Claim Loss in County	7	\$28,500.00	
Totals:	150	\$1,414,100.00			
Indian River (Florida)	74	<u>Claimant Type</u>	<u>Claims Paid</u>	<u>Amount Paid</u>	 <ul style="list-style-type: none"> ■ Loss ■ Both
		Resident and Loss in County	3	\$157,000.00	
		Claim Loss in County	1	\$65,000.00	
Totals:	4	\$222,000.00			
Jackson (Florida)	408	<u>Claimant Type</u>	<u>Claims Paid</u>	<u>Amount Paid</u>	 <ul style="list-style-type: none"> ■ Resident ■ Loss ■ Both
		Resident of County	41	\$554,500.00	
		Resident and Loss in County	3	\$96,000.00	
		Claim Loss in County	1	\$7,900.00	
Totals:	45	\$658,400.00			

GCCF Program Statistics - Overall Summary

(as of November 17, 2010, 5:05 PM ET)

County (Florida)	Total Claims	Claimant Type	Claims Paid	Amount Paid	Payments in County
Jefferson (Florida)	14	<u>Claimant Type</u>	<u>Claims Paid</u>	<u>Amount Paid</u>	
		Resident of County	4	\$106,200.00	
		Resident and Loss in County	2	\$2,500.00	
		Claim Loss in County	1	\$6,000.00	
Totals:	7	\$114,700.00			
Lafayette (Florida)	6	<u>Claimant Type</u>	<u>Claims Paid</u>	<u>Amount Paid</u>	
		Resident and Loss in County	1	\$226,700.00	
		Totals:	1	\$226,700.00	
Lake (Florida)	71	<u>Claimant Type</u>	<u>Claims Paid</u>	<u>Amount Paid</u>	
		Resident of County	9	\$84,100.00	
		Resident and Loss in County	5	\$137,900.00	
		Totals:	14	\$222,000.00	
Lee (Florida)	4,644	<u>Claimant Type</u>	<u>Claims Paid</u>	<u>Amount Paid</u>	
		Resident of County	42	\$703,600.00	
		Resident and Loss in County	215	\$3,643,100.00	
		Claim Loss in County	44	\$320,200.00	
Totals:	301	\$4,666,900.00			
Leon (Florida)	614	<u>Claimant Type</u>	<u>Claims Paid</u>	<u>Amount Paid</u>	
		Resident of County	103	\$1,906,500.00	
		Resident and Loss in County	6	\$186,600.00	
		Claim Loss in County	6	\$87,800.00	
Totals:	115	\$2,180,900.00			

GCCF Program Statistics - Overall Summary

(as of November 17, 2010, 5:05 PM ET)

Levy (Florida)	178	<u>Claimant Type</u>	<u>Claims Paid</u>	<u>Amount Paid</u>	Payments in County
		Resident of County	10	\$229,300.00	<p>Legend: Resident (Green), Loss (Light Green), Both (Blue)</p>
		Resident and Loss in County	73	\$1,914,700.00	
		Claim Loss in County	10	\$246,500.00	
		Totals:	93	\$2,390,500.00	
Liberty (Florida)	61	<u>Claimant Type</u>	<u>Claims Paid</u>	<u>Amount Paid</u>	Payments in County
		Resident of County	18	\$160,000.00	<p>Legend: Resident (Green), Loss (Light Green), Both (Blue)</p>
		Resident and Loss in County	3	\$36,200.00	
		Claim Loss in County	2	\$49,600.00	
		Totals:	23	\$245,800.00	
Madison (Florida)	11	<u>Claimant Type</u>	<u>Claims Paid</u>	<u>Amount Paid</u>	Payments in County
		Resident of County	1	\$2,100.00	<p>Legend: Resident (Green), Loss (Light Green)</p>
		Claim Loss in County	2	\$21,200.00	
		Totals:	3	\$23,300.00	
Manatee (Florida)	544	<u>Claimant Type</u>	<u>Claims Paid</u>	<u>Amount Paid</u>	Payments in County
		Resident of County	23	\$512,600.00	<p>Legend: Resident (Green), Loss (Light Green), Both (Blue)</p>
		Resident and Loss in County	52	\$2,115,600.00	
		Claim Loss in County	21	\$479,000.00	
		Totals:	96	\$3,107,200.00	
Marion (Florida)	87	<u>Claimant Type</u>	<u>Claims Paid</u>	<u>Amount Paid</u>	Payments in County
		Resident of County	11	\$136,700.00	<p>Legend: Resident (Green), Loss (Light Green), Both (Blue)</p>
		Resident and Loss in County	2	\$29,100.00	
		Claim Loss in County	2	\$59,800.00	
		Totals:	15	\$225,600.00	


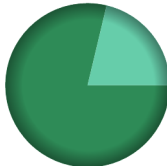

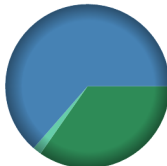
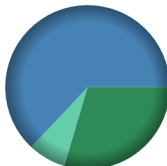
GCCF Program Statistics - Overall Summary

(as of November 17, 2010, 5:05 PM ET)

County (Florida)	Total Claims	Claimant Type	Claims Paid	Amount Paid	Payments in County
Martin (Florida)	42	<u>Claimant Type</u>	<u>Claims Paid</u>	<u>Amount Paid</u>	<p>Payments in County</p> <ul style="list-style-type: none"> Resident Loss Both
		Resident of County	2	\$27,200.00	
		Resident and Loss in County	5	\$109,500.00	
		Claim Loss in County	1	\$33,000.00	
		Totals:	8	\$169,700.00	
Miami-dade (Florida)	2,040	<u>Claimant Type</u>	<u>Claims Paid</u>	<u>Amount Paid</u>	<p>Payments in County</p> <ul style="list-style-type: none"> Resident Loss Both
		Resident of County	45	\$629,700.00	
		Resident and Loss in County	35	\$773,800.00	
		Claim Loss in County	14	\$307,700.00	
		Totals:	94	\$1,711,200.00	
Monroe (Florida)	5,079	<u>Claimant Type</u>	<u>Claims Paid</u>	<u>Amount Paid</u>	<p>Payments in County</p> <ul style="list-style-type: none"> Resident Loss Both
		Resident of County	38	\$827,700.00	
		Resident and Loss in County	829	\$20,095,100.00	
		Claim Loss in County	50	\$643,000.00	
		Totals:	917	\$21,565,800.00	
Nassau (Florida)	24	<u>Claimant Type</u>	<u>Claims Paid</u>	<u>Amount Paid</u>	<p>Payments in County</p> <ul style="list-style-type: none"> Resident Loss Both
		Resident of County	3	\$65,200.00	
		Resident and Loss in County	2	\$31,100.00	
		Claim Loss in County	2	\$33,300.00	
		Totals:	7	\$129,600.00	
Okaloosa (Florida)	24,565	<u>Claimant Type</u>	<u>Claims Paid</u>	<u>Amount Paid</u>	<p>Payments in County</p> <ul style="list-style-type: none"> Resident Loss Both
		Resident of County	1,462	\$17,452,000.00	
		Resident and Loss in County	8,045	\$130,394,900.00	
		Claim Loss in County	3,345	\$39,666,000.00	
		Totals:	12,852	\$187,512,900.00	

GCCF Program Statistics - Overall Summary

(as of November 17, 2010, 5:05 PM ET)






County (Florida)	Total Claims	Claimant Type	Claims Paid	Amount Paid	Payments in County
Okeechobee (Florida)	9	<u>Claimant Type</u>	<u>Claims Paid</u>	<u>Amount Paid</u>	 <ul style="list-style-type: none"> Loss
		Claim Loss in County	1	\$5,000.00	
		Totals:	1	\$5,000.00	
Orange (Florida)	1,235	<u>Claimant Type</u>	<u>Claims Paid</u>	<u>Amount Paid</u>	 <ul style="list-style-type: none"> Resident Both
		Resident of County	65	\$845,500.00	
		Resident and Loss in County	8	\$228,600.00	
Totals:	73	\$1,074,100.00			
Osceola (Florida)	90	<u>Claimant Type</u>	<u>Claims Paid</u>	<u>Amount Paid</u>	 <ul style="list-style-type: none"> Resident
		Resident of County	5	\$41,100.00	
		Totals:	5	\$41,100.00	
Palm Beach (Florida)	553	<u>Claimant Type</u>	<u>Claims Paid</u>	<u>Amount Paid</u>	 <ul style="list-style-type: none"> Resident Loss Both
		Resident of County	20	\$248,400.00	
		Resident and Loss in County	9	\$455,500.00	
Claim Loss in County	2	\$12,200.00			
Totals:	31	\$716,100.00			
Pasco (Florida)	555	<u>Claimant Type</u>	<u>Claims Paid</u>	<u>Amount Paid</u>	 <ul style="list-style-type: none"> Resident Loss Both
		Resident of County	75	\$1,207,400.00	
		Resident and Loss in County	97	\$2,571,700.00	
Claim Loss in County	19	\$302,600.00			
Totals:	191	\$4,081,700.00			

GCCF Program Statistics - Overall Summary

(as of November 17, 2010, 5:05 PM ET)

County (Florida)	Total Claims	Claimant Type	Claims Paid	Amount Paid	Payments in County
Pinellas (Florida)	4,070	<u>Claimant Type</u>	<u>Claims Paid</u>	<u>Amount Paid</u>	<p>Payments in County</p> <ul style="list-style-type: none"> Resident Loss Both
		Resident of County	54	\$1,444,600.00	
		Resident and Loss in County	561	\$9,620,200.00	
		Claim Loss in County	117	\$1,704,300.00	
		Totals:	732	\$12,769,100.00	
Polk (Florida)	363	<u>Claimant Type</u>	<u>Claims Paid</u>	<u>Amount Paid</u>	<p>Payments in County</p> <ul style="list-style-type: none"> Resident Loss Both
		Resident of County	13	\$183,600.00	
		Resident and Loss in County	5	\$145,000.00	
		Claim Loss in County	1	\$9,200.00	
		Totals:	19	\$337,800.00	
Putnam (Florida)	16	<u>Claimant Type</u>	<u>Claims Paid</u>	<u>Amount Paid</u>	<p>Payments in County</p> <ul style="list-style-type: none"> Both
		Resident and Loss in County	2	\$51,500.00	
		Totals:	2	\$51,500.00	
Santa Rosa (Florida)	8,572	<u>Claimant Type</u>	<u>Claims Paid</u>	<u>Amount Paid</u>	<p>Payments in County</p> <ul style="list-style-type: none"> Resident Loss Both
		Resident of County	1,046	\$11,220,100.00	
		Resident and Loss in County	1,898	\$36,293,400.00	
		Claim Loss in County	1,308	\$14,848,300.00	
		Totals:	4,252	\$62,361,800.00	
Sarasota (Florida)	485	<u>Claimant Type</u>	<u>Claims Paid</u>	<u>Amount Paid</u>	<p>Payments in County</p> <ul style="list-style-type: none"> Resident Loss Both
		Resident of County	14	\$138,100.00	
		Resident and Loss in County	37	\$1,269,200.00	
		Claim Loss in County	10	\$137,800.00	
		Totals:	61	\$1,545,100.00	

GCCF Program Statistics - Overall Summary (as of November 17, 2010, 5:05 PM ET)

County (Florida)	Total Claims	Claimant Type	Claims Paid	Amount Paid	Payments in County
Seminole (Florida)	106	<u>Claimant Type</u>	<u>Claims Paid</u>	<u>Amount Paid</u>	Payments in County  <ul style="list-style-type: none"> Resident
		Resident of County	15	\$195,600.00	
		Totals:	15	\$195,600.00	
St. Johns (Florida)	58	<u>Claimant Type</u>	<u>Claims Paid</u>	<u>Amount Paid</u>	Payments in County  <ul style="list-style-type: none"> Resident Both
		Resident of County	8	\$145,300.00	
		Resident and Loss in County	4	\$76,500.00	
Totals:	12	\$221,800.00			
St. Lucie (Florida)	142	<u>Claimant Type</u>	<u>Claims Paid</u>	<u>Amount Paid</u>	Payments in County  <ul style="list-style-type: none"> Resident Both
		Resident of County	4	\$76,500.00	
		Resident and Loss in County	3	\$65,000.00	
Totals:	7	\$141,500.00			
Sumter (Florida)	17	<u>Claimant Type</u>	<u>Claims Paid</u>	<u>Amount Paid</u>	Payments in County  <ul style="list-style-type: none"> Resident
		Resident of County	8	\$169,100.00	
		Totals:	8	\$169,100.00	
Suwannee (Florida)	14	<u>Claimant Type</u>	<u>Claims Paid</u>	<u>Amount Paid</u>	Payments in County  <ul style="list-style-type: none"> Resident
		Resident of County	1	\$3,200.00	
		Totals:	1	\$3,200.00	

GCCF Program Statistics - Overall Summary (as of November 17, 2010, 5:05 PM ET)

County (Florida)	Total Claims	Claimant Type	Claims Paid	Amount Paid	Payments in County
Taylor (Florida)	76	<u>Claimant Type</u>	<u>Claims Paid</u>	<u>Amount Paid</u>	
		Resident of County	8	\$298,200.00	
		Resident and Loss in County	36	\$1,334,000.00	
		Claim Loss in County	1	\$4,800.00	
Totals:	45	\$1,637,000.00			
Unknown (Florida)	177	<u>Claimant Type</u>	<u>Claims Paid</u>	<u>Amount Paid</u>	
		Resident of County	39	\$787,600.00	
		Totals:	39	\$787,600.00	
Volusia (Florida)	101	<u>Claimant Type</u>	<u>Claims Paid</u>	<u>Amount Paid</u>	
		Resident of County	7	\$190,500.00	
		Resident and Loss in County	4	\$482,000.00	
		Claim Loss in County	3	\$33,800.00	
Totals:	14	\$706,300.00			
Wakulla (Florida)	596	<u>Claimant Type</u>	<u>Claims Paid</u>	<u>Amount Paid</u>	
		Resident of County	37	\$896,500.00	
		Resident and Loss in County	303	\$6,616,000.00	
		Claim Loss in County	27	\$689,600.00	
Totals:	367	\$8,202,100.00			
Walton (Florida)	11,587	<u>Claimant Type</u>	<u>Claims Paid</u>	<u>Amount Paid</u>	
		Resident of County	1,032	\$17,439,600.00	
		Resident and Loss in County	3,126	\$52,564,300.00	
		Claim Loss in County	2,311	\$24,734,900.00	
Totals:	6,469	\$94,738,800.00			

GCCF Program Statistics - Overall Summary

(as of November 17, 2010, 5:05 PM ET)

County	Total Claims	Claimant Type	Claims Paid	Amount Paid	Payments in County
Washington (Florida)	1,068	<u>Claimant Type</u>	<u>Claims Paid</u>	<u>Amount Paid</u>	<p>Payments in County</p> <ul style="list-style-type: none"> Resident Loss Both
		Resident of County	244	\$2,081,500.00	
		Resident and Loss in County	44	\$454,000.00	
		Claim Loss in County	8	\$67,500.00	
		Totals:	296	\$2,603,000.00	
Acadia (Louisiana)	142	<u>Claimant Type</u>	<u>Claims Paid</u>	<u>Amount Paid</u>	<p>Payments in County</p> <ul style="list-style-type: none"> Resident Loss Both
		Resident of County	14	\$344,600.00	
		Resident and Loss in County	10	\$364,100.00	
		Claim Loss in County	5	\$74,900.00	
		Totals:	29	\$783,600.00	
Allen (Louisiana)	52	<u>Claimant Type</u>	<u>Claims Paid</u>	<u>Amount Paid</u>	<p>Payments in County</p> <ul style="list-style-type: none"> Resident Loss
		Resident of County	1	\$30,000.00	
		Claim Loss in County	2	\$38,600.00	
		Totals:	3	\$68,600.00	
Ascension (Louisiana)	1,424	<u>Claimant Type</u>	<u>Claims Paid</u>	<u>Amount Paid</u>	<p>Payments in County</p> <ul style="list-style-type: none"> Resident Loss Both
		Resident of County	53	\$696,500.00	
		Resident and Loss in County	13	\$320,600.00	
		Claim Loss in County	2	\$20,900.00	
		Totals:	68	\$1,038,000.00	
Assumption (Louisiana)	885	<u>Claimant Type</u>	<u>Claims Paid</u>	<u>Amount Paid</u>	<p>Payments in County</p> <ul style="list-style-type: none"> Resident Loss Both
		Resident of County	37	\$694,200.00	
		Resident and Loss in County	100	\$1,298,200.00	
		Claim Loss in County	9	\$126,800.00	
		Totals:	146	\$2,119,200.00	


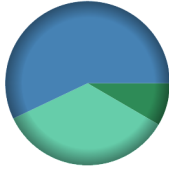



GCCF Program Statistics - Overall Summary

(as of November 17, 2010, 5:05 PM ET)

Parish (Louisiana)	Total Claims	Claimant Type	Claims Paid	Amount Paid	Payments in County
Avoyelles (Louisiana)	120	<u>Claimant Type</u>	<u>Claims Paid</u>	<u>Amount Paid</u>	Payments in County
		Resident of County	13	\$140,400.00	
		Resident and Loss in County	13	\$683,400.00	
		Claim Loss in County	3	\$46,700.00	
Totals:	29	\$870,500.00			
Beauregard (Louisiana)	26	<u>Claimant Type</u>	<u>Claims Paid</u>	<u>Amount Paid</u>	Payments in County
		Resident of County	3	\$135,200.00	
		Resident and Loss in County	4	\$76,000.00	
		Totals:	7	\$211,200.00	
Bossier (Louisiana)	58	<u>Claimant Type</u>	<u>Claims Paid</u>	<u>Amount Paid</u>	Payments in County
		Resident of County	5	\$62,500.00	
		Totals:	5	\$62,500.00	
Caddo (Louisiana)	151	<u>Claimant Type</u>	<u>Claims Paid</u>	<u>Amount Paid</u>	Payments in County
		Resident of County	17	\$142,800.00	
		Totals:	17	\$142,800.00	
Calcasieu (Louisiana)	855	<u>Claimant Type</u>	<u>Claims Paid</u>	<u>Amount Paid</u>	Payments in County
		Resident of County	119	\$3,026,100.00	
		Resident and Loss in County	95	\$2,252,700.00	
		Claim Loss in County	25	\$517,500.00	
		Totals:	239	\$5,796,300.00	

GCCF Program Statistics - Overall Summary

(as of November 17, 2010, 5:05 PM ET)

County (Louisiana)	Total Claims	Claimant Type	Claims Paid	Amount Paid	Payments in County
Caldwell	7	<u>Claimant Type</u>	<u>Claims Paid</u>	<u>Amount Paid</u>	Payments in County  <ul style="list-style-type: none"> Resident
		Resident of County	2	\$7,300.00	
		Totals:	2	\$7,300.00	
Cameron	354	<u>Claimant Type</u>	<u>Claims Paid</u>	<u>Amount Paid</u>	Payments in County  <ul style="list-style-type: none"> Resident Loss Both
		Resident of County	22	\$535,600.00	
		Resident and Loss in County	134	\$3,641,000.00	
		Claim Loss in County	85	\$2,203,300.00	
Totals:	241	\$6,379,900.00			
Catahoula	11	<u>Claimant Type</u>	<u>Claims Paid</u>	<u>Amount Paid</u>	Payments in County  <ul style="list-style-type: none"> Resident
		Resident of County	1	\$8,500.00	
		Totals:	1	\$8,500.00	
Claiborne	6	<u>Claimant Type</u>	<u>Claims Paid</u>	<u>Amount Paid</u>	Payments in County  <ul style="list-style-type: none"> Loss
		Claim Loss in County	1	\$80,400.00	
		Totals:	1	\$80,400.00	
Concordia	45	<u>Claimant Type</u>	<u>Claims Paid</u>	<u>Amount Paid</u>	Payments in County  <ul style="list-style-type: none"> Resident Both
		Resident of County	4	\$156,700.00	
		Resident and Loss in County	2	\$70,000.00	
		Totals:	6	\$226,700.00	

GCCF Program Statistics - Overall Summary

(as of November 17, 2010, 5:05 PM ET)

County (Louisiana)	Total Claims	Claimant Type	Claims Paid	Amount Paid	Payments in County
E. Baton Rouge	3,597	<u>Claimant Type</u>	<u>Claims Paid</u>	<u>Amount Paid</u>	
		Resident of County	195	\$3,148,400.00	
		Resident and Loss in County	48	\$1,359,500.00	
		Claim Loss in County	16	\$236,900.00	
Totals:			259	\$4,744,800.00	
E. Feliciana	53	<u>Claimant Type</u>	<u>Claims Paid</u>	<u>Amount Paid</u>	
		Resident of County	1	\$14,000.00	
		Resident and Loss in County	3	\$115,000.00	
		Claim Loss in County	1	\$20,000.00	
Totals:			5	\$149,000.00	
Evangeline	65	<u>Claimant Type</u>	<u>Claims Paid</u>	<u>Amount Paid</u>	
		Resident of County	6	\$122,900.00	
		Resident and Loss in County	4	\$70,300.00	
		Totals:			
Franklin	10	<u>Claimant Type</u>	<u>Claims Paid</u>	<u>Amount Paid</u>	
		Resident of County	3	\$35,200.00	
		Claim Loss in County	1	\$1,000.00	
		Totals:			
Grant	17	<u>Claimant Type</u>	<u>Claims Paid</u>	<u>Amount Paid</u>	
		Resident of County	1	\$15,500.00	
		Claim Loss in County	1	\$10,000.00	
		Totals:			

GCCF Program Statistics - Overall Summary (as of November 17, 2010, 5:05 PM ET)


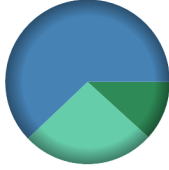
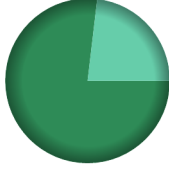
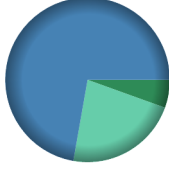
Parish (Louisiana)	Total Claims	Claimant Type	Claims Paid	Amount Paid	Payments in County
Iberia (Louisiana)	1,353	<u>Claimant Type</u>	<u>Claims Paid</u>	<u>Amount Paid</u>	
		Resident of County	126	\$3,547,600.00	
		Resident and Loss in County	279	\$6,476,100.00	
		Claim Loss in County	131	\$2,900,600.00	
		Totals:	536	\$12,924,300.00	
Iberville (Louisiana)	337	<u>Claimant Type</u>	<u>Claims Paid</u>	<u>Amount Paid</u>	
		Resident of County	12	\$275,000.00	
		Resident and Loss in County	56	\$866,600.00	
		Claim Loss in County	7	\$153,400.00	
		Totals:	75	\$1,295,000.00	
Jackson (Louisiana)	3	<u>Claimant Type</u>	<u>Claims Paid</u>	<u>Amount Paid</u>	
		Resident of County	1	\$18,600.00	
		Resident and Loss in County	1	\$4,500.00	
		Totals:	2	\$23,100.00	
		Jefferson (Louisiana)	60,518	<u>Claimant Type</u>	
Resident of County	4,035			\$46,241,800.00	
Resident and Loss in County	7,661			\$105,120,500.00	
Claim Loss in County	3,037			\$33,151,700.00	
Totals:	14,733			\$184,514,000.00	
Jefferson Davis (Louisiana)	60	<u>Claimant Type</u>	<u>Claims Paid</u>	<u>Amount Paid</u>	
		Resident of County	6	\$56,100.00	
		Resident and Loss in County	9	\$234,300.00	
		Claim Loss in County	2	\$65,000.00	
		Totals:	17	\$355,400.00	

GCCF Program Statistics - Overall Summary (as of November 17, 2010, 5:05 PM ET)

County (Louisiana)	Total Claims	Claimant Type	Claims Paid	Amount Paid	Payments in County
Lafayette (Louisiana)	1,763	<u>Claimant Type</u>	<u>Claims Paid</u>	<u>Amount Paid</u>	
		Resident of County	225	\$5,842,500.00	
		Resident and Loss in County	145	\$4,844,200.00	
		Claim Loss in County	92	\$2,156,300.00	
		Totals:	462	\$12,843,000.00	
Lafourche (Louisiana)	4,113	<u>Claimant Type</u>	<u>Claims Paid</u>	<u>Amount Paid</u>	
		Resident of County	229	\$3,996,600.00	
		Resident and Loss in County	1,087	\$35,659,000.00	
		Claim Loss in County	358	\$5,798,900.00	
		Totals:	1,674	\$45,454,500.00	
Lincoln (Louisiana)	30	<u>Claimant Type</u>	<u>Claims Paid</u>	<u>Amount Paid</u>	
		Resident of County	4	\$133,100.00	
		Totals:	4	\$133,100.00	
Livingston (Louisiana)	459	<u>Claimant Type</u>	<u>Claims Paid</u>	<u>Amount Paid</u>	
		Resident of County	49	\$1,060,600.00	
		Resident and Loss in County	22	\$861,500.00	
		Claim Loss in County	6	\$96,700.00	
		Totals:	77	\$2,018,800.00	
Madison (Louisiana)	8	<u>Claimant Type</u>	<u>Claims Paid</u>	<u>Amount Paid</u>	
		Resident of County	1	\$16,200.00	
		Totals:	1	\$16,200.00	

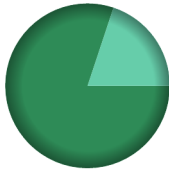



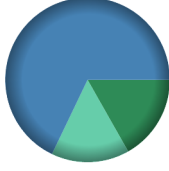
GCCF Program Statistics - Overall Summary

(as of November 17, 2010, 5:05 PM ET)

Parish (Louisiana)	Total Claims	Claimant Type	Claims Paid	Amount Paid	Payments in County
Morehouse (Louisiana)	21	<u>Claimant Type</u>	<u>Claims Paid</u>	<u>Amount Paid</u>	Payments in County  <ul style="list-style-type: none"> Resident
		Resident of County	1	\$2,800.00	
		Totals:	1	\$2,800.00	
		Natchitoches (Louisiana)	26	<u>Claimant Type</u>	
Resident of County	3			\$61,000.00	
Resident and Loss in County	3			\$55,400.00	
Totals:	6			\$116,400.00	
Orleans (Louisiana)	66,244	<u>Claimant Type</u>	<u>Claims Paid</u>	<u>Amount Paid</u>	Payments in County  <ul style="list-style-type: none"> Resident Loss Both
		Resident of County	2,504	\$23,682,800.00	
		Resident and Loss in County	11,958	\$125,167,100.00	
		Claim Loss in County	4,679	\$52,759,500.00	
Totals:	19,141	\$201,609,400.00			
Ouachita (Louisiana)	134	<u>Claimant Type</u>	<u>Claims Paid</u>	<u>Amount Paid</u>	Payments in County  <ul style="list-style-type: none"> Resident Both
		Resident of County	26	\$347,800.00	
		Resident and Loss in County	4	\$104,600.00	
		Totals:	30	\$452,400.00	
Plaquemines (Louisiana)	5,229	<u>Claimant Type</u>	<u>Claims Paid</u>	<u>Amount Paid</u>	Payments in County  <ul style="list-style-type: none"> Resident Loss Both
		Resident of County	170	\$4,657,300.00	
		Resident and Loss in County	1,137	\$61,249,400.00	
		Claim Loss in County	701	\$18,895,900.00	
Totals:	2,008	\$84,802,600.00			

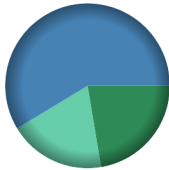

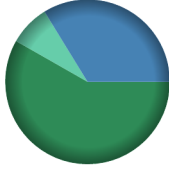
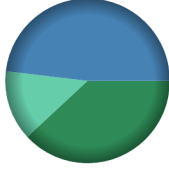
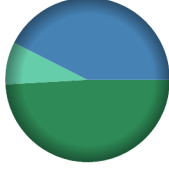
GCCF Program Statistics - Overall Summary

(as of November 17, 2010, 5:05 PM ET)

County (Louisiana)	Total Claims	Claimant Type	Claims Paid	Amount Paid	Payments in County
Pointe Coupee	49	<u>Claimant Type</u>	<u>Claims Paid</u>	<u>Amount Paid</u>	 <ul style="list-style-type: none"> Resident Both
		Resident of County	4	\$120,800.00	
		Resident and Loss in County	2	\$30,000.00	
		Totals:	6	\$150,800.00	
Rapides	217	<u>Claimant Type</u>	<u>Claims Paid</u>	<u>Amount Paid</u>	 <ul style="list-style-type: none"> Resident Both
		Resident of County	21	\$360,800.00	
		Resident and Loss in County	6	\$313,200.00	
		Totals:	27	\$674,000.00	
Richland	6	<u>Claimant Type</u>	<u>Claims Paid</u>	<u>Amount Paid</u>	 <ul style="list-style-type: none"> Resident
		Resident of County	3	\$114,400.00	
		Totals:	3	\$114,400.00	
Sabine	13	<u>Claimant Type</u>	<u>Claims Paid</u>	<u>Amount Paid</u>	 <ul style="list-style-type: none"> Resident Both
		Resident of County	1	\$16,800.00	
		Resident and Loss in County	1	\$40,000.00	
		Totals:	2	\$56,800.00	
St. Bernard	5,747	<u>Claimant Type</u>	<u>Claims Paid</u>	<u>Amount Paid</u>	 <ul style="list-style-type: none"> Resident Loss Both
		Resident of County	529	\$6,076,200.00	
		Resident and Loss in County	898	\$24,570,800.00	
		Claim Loss in County	287	\$5,550,200.00	
		Totals:	1,714	\$36,197,200.00	

GCCF Program Statistics - Overall Summary

(as of November 17, 2010, 5:05 PM ET)

County (Louisiana)	Total Claims	Claimant Type	Claims Paid	Amount Paid	Payments in County
St. Charles	4,397	<u>Claimant Type</u>	<u>Claims Paid</u>	<u>Amount Paid</u>	 <ul style="list-style-type: none"> ■ Resident ■ Loss ■ Both
		Resident of County	317	\$3,069,200.00	
		Resident and Loss in County	393	\$8,046,900.00	
		Claim Loss in County	221	\$2,608,100.00	
		Totals:	931	\$13,724,200.00	
St. Helena	82	<u>Claimant Type</u>	<u>Claims Paid</u>	<u>Amount Paid</u>	 <ul style="list-style-type: none"> ■ Resident ■ Loss
		Resident of County	3	\$50,500.00	
		Claim Loss in County	1	\$25,000.00	
		Totals:	4	\$75,500.00	
St. James	1,299	<u>Claimant Type</u>	<u>Claims Paid</u>	<u>Amount Paid</u>	 <ul style="list-style-type: none"> ■ Resident ■ Loss ■ Both
		Resident of County	33	\$392,200.00	
		Resident and Loss in County	10	\$227,400.00	
		Claim Loss in County	2	\$53,800.00	
		Totals:	45	\$673,400.00	
St. John The Baptist	5,606	<u>Claimant Type</u>	<u>Claims Paid</u>	<u>Amount Paid</u>	 <ul style="list-style-type: none"> ■ Resident ■ Loss ■ Both
		Resident of County	302	\$2,433,900.00	
		Resident and Loss in County	228	\$3,075,900.00	
		Claim Loss in County	91	\$880,900.00	
		Totals:	621	\$6,390,700.00	
St. Landry	250	<u>Claimant Type</u>	<u>Claims Paid</u>	<u>Amount Paid</u>	 <ul style="list-style-type: none"> ■ Resident ■ Loss ■ Both
		Resident of County	26	\$615,000.00	
		Resident and Loss in County	18	\$532,700.00	
		Claim Loss in County	4	\$104,300.00	
		Totals:	48	\$1,252,000.00	

GCCF Program Statistics - Overall Summary

(as of November 17, 2010, 5:05 PM ET)

County (Louisiana)	Total Claims	Claimant Type	Claims Paid	Amount Paid	Payments in County
St. Martin	729	<u>Claimant Type</u>	<u>Claims Paid</u>	<u>Amount Paid</u>	<p>Payments in County</p> <ul style="list-style-type: none"> Resident Loss Both
		Resident of County	60	\$1,128,600.00	
		Resident and Loss in County	224	\$4,513,850.00	
		Claim Loss in County	23	\$318,900.00	
		Totals:	307	\$5,961,350.00	
St. Mary	1,879	<u>Claimant Type</u>	<u>Claims Paid</u>	<u>Amount Paid</u>	<p>Payments in County</p> <ul style="list-style-type: none"> Resident Loss Both
		Resident of County	117	\$2,427,700.00	
		Resident and Loss in County	382	\$9,264,800.00	
		Claim Loss in County	204	\$5,843,500.00	
		Totals:	703	\$17,536,000.00	
St. Tammany	8,524	<u>Claimant Type</u>	<u>Claims Paid</u>	<u>Amount Paid</u>	<p>Payments in County</p> <ul style="list-style-type: none"> Resident Loss Both
		Resident of County	734	\$11,208,500.00	
		Resident and Loss in County	1,371	\$25,350,000.00	
		Claim Loss in County	438	\$5,693,765.00	
		Totals:	2,543	\$42,252,265.00	
Tangipahoa	2,094	<u>Claimant Type</u>	<u>Claims Paid</u>	<u>Amount Paid</u>	<p>Payments in County</p> <ul style="list-style-type: none"> Resident Loss Both
		Resident of County	136	\$2,618,400.00	
		Resident and Loss in County	100	\$2,092,300.00	
		Claim Loss in County	23	\$728,700.00	
		Totals:	259	\$5,439,400.00	
Terrebonne	6,674	<u>Claimant Type</u>	<u>Claims Paid</u>	<u>Amount Paid</u>	<p>Payments in County</p> <ul style="list-style-type: none"> Resident Loss Both
		Resident of County	205	\$3,945,300.00	
		Resident and Loss in County	2,261	\$58,910,900.00	
		Claim Loss in County	438	\$9,500,400.00	
		Totals:	2,904	\$72,356,600.00	

GCCF Program Statistics - Overall Summary (as of November 17, 2010, 5:05 PM ET)

Union (Louisiana)	10	Claimant Type	Claims Paid	Amount Paid	Payments in County
		Resident of County	2	\$95,500.00	<ul style="list-style-type: none"> Resident Both
		Resident and Loss in County	1	\$40,800.00	
		Totals:	3	\$136,300.00	
Unknown (Louisiana)	306	Claimant Type	Claims Paid	Amount Paid	Payments in County
		Resident of County	58	\$1,021,600.00	<ul style="list-style-type: none"> Resident
		Totals:	58	\$1,021,600.00	
Vermilion (Louisiana)	1,328	Claimant Type	Claims Paid	Amount Paid	Payments in County
		Resident of County	115	\$2,441,100.00	<ul style="list-style-type: none"> Resident Loss Both
		Resident and Loss in County	580	\$13,534,700.00	
		Claim Loss in County	172	\$22,314,500.00	
		Totals:	867	\$38,290,300.00	
Vernon (Louisiana)	20	Claimant Type	Claims Paid	Amount Paid	Payments in County
		Resident of County	1	\$10,000.00	<ul style="list-style-type: none"> Resident Loss
		Claim Loss in County	3	\$124,000.00	
		Totals:	4	\$134,000.00	
W. Baton Rouge (Louisiana)	155	Claimant Type	Claims Paid	Amount Paid	Payments in County
		Resident of County	1	\$6,300.00	<ul style="list-style-type: none"> Resident Loss Both
		Resident and Loss in County	2	\$41,900.00	
		Claim Loss in County	1	\$3,700.00	
		Totals:	4	\$51,900.00	

GCCF Program Statistics - Overall Summary

(as of November 17, 2010, 5:05 PM ET)

County	Total Claims	Claimant Type	Claims Paid	Amount Paid	Payments in County
W. Feliciana (Louisiana)	30	<u>Claimant Type</u>	<u>Claims Paid</u>	<u>Amount Paid</u>	Payments in County  <ul style="list-style-type: none"> Resident
		Resident of County	1	\$8,000.00	
		Totals:	1	\$8,000.00	
Washington (Louisiana)	378	<u>Claimant Type</u>	<u>Claims Paid</u>	<u>Amount Paid</u>	Payments in County  <ul style="list-style-type: none"> Resident Loss Both
		Resident of County	30	\$731,600.00	
		Resident and Loss in County	14	\$561,600.00	
		Claim Loss in County	3	\$37,500.00	
Totals:	47	\$1,330,700.00			
Webster (Louisiana)	11	<u>Claimant Type</u>	<u>Claims Paid</u>	<u>Amount Paid</u>	Payments in County  <ul style="list-style-type: none"> Resident
		Resident of County	1	\$91,000.00	
		Totals:	1	\$91,000.00	
Alcorn (Mississippi)	5	<u>Claimant Type</u>	<u>Claims Paid</u>	<u>Amount Paid</u>	Payments in County  <ul style="list-style-type: none"> Resident
		Resident of County	1	\$1,500.00	
		Totals:	1	\$1,500.00	
Amite (Mississippi)	27	<u>Claimant Type</u>	<u>Claims Paid</u>	<u>Amount Paid</u>	Payments in County  <ul style="list-style-type: none"> Resident
		Resident of County	1	\$22,100.00	
		Totals:	1	\$22,100.00	

GCCF Program Statistics - Overall Summary (as of November 17, 2010, 5:05 PM ET)

County	Total Claims	Claimant Type	Claims Paid	Amount Paid	Payments in County
Bolivar (Mississippi)	8	<u>Claimant Type</u>	<u>Claims Paid</u>	<u>Amount Paid</u>	Payments in County  ■ Resident
		Resident of County	1	\$2,100.00	
		Totals:	1	\$2,100.00	
Calhoun (Mississippi)	4	<u>Claimant Type</u>	<u>Claims Paid</u>	<u>Amount Paid</u>	Payments in County  ■ Resident
		Resident of County	1	\$55,000.00	
		Totals:	1	\$55,000.00	
Chickasaw (Mississippi)	1	<u>Claimant Type</u>	<u>Claims Paid</u>	<u>Amount Paid</u>	Payments in County  ■ Resident
		Resident of County	1	\$6,000.00	
		Totals:	1	\$6,000.00	
Claiborne (Mississippi)	11	<u>Claimant Type</u>	<u>Claims Paid</u>	<u>Amount Paid</u>	Payments in County  ■ Resident
		Resident of County	1	\$17,600.00	
		Totals:	1	\$17,600.00	
Clarke (Mississippi)	68	<u>Claimant Type</u>	<u>Claims Paid</u>	<u>Amount Paid</u>	Payments in County  ■ Resident
		Resident of County	4	\$112,900.00	
		Totals:	4	\$112,900.00	

GCCF Program Statistics - Overall Summary

(as of November 17, 2010, 5:05 PM ET)

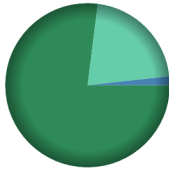

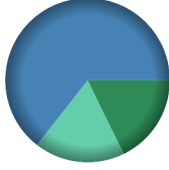
County	Total Claims	Claimant Type	Claims Paid	Amount Paid	Payments in County
Coahoma (Mississippi)	5	<u>Claimant Type</u>	<u>Claims Paid</u>	<u>Amount Paid</u>	Payments in County  <ul style="list-style-type: none"> Resident
		Resident of County	1	\$35,000.00	
		Totals:	1	\$35,000.00	
Copiah (Mississippi)	28	<u>Claimant Type</u>	<u>Claims Paid</u>	<u>Amount Paid</u>	Payments in County  <ul style="list-style-type: none"> Resident
		Resident of County	1	\$20,000.00	
		Totals:	1	\$20,000.00	
Covington (Mississippi)	109	<u>Claimant Type</u>	<u>Claims Paid</u>	<u>Amount Paid</u>	Payments in County  <ul style="list-style-type: none"> Resident Both
		Resident of County	3	\$44,400.00	
		Resident and Loss in County	1	\$1,000.00	
		Totals:	4	\$45,400.00	
Desoto (Mississippi)	49	<u>Claimant Type</u>	<u>Claims Paid</u>	<u>Amount Paid</u>	Payments in County  <ul style="list-style-type: none"> Resident
		Resident of County	17	\$200,600.00	
		Totals:	17	\$200,600.00	
Forrest (Mississippi)	928	<u>Claimant Type</u>	<u>Claims Paid</u>	<u>Amount Paid</u>	Payments in County  <ul style="list-style-type: none"> Resident Loss Both
		Resident of County	53	\$692,700.00	
		Resident and Loss in County	15	\$433,500.00	
		Claim Loss in County	4	\$21,200.00	
		Totals:	72	\$1,147,400.00	

GCCF Program Statistics - Overall Summary (as of November 17, 2010, 5:05 PM ET)

County	Total Claims	Claimant Type	Claims Paid	Amount Paid	Payments in County
Franklin (Mississippi)	14	<u>Claimant Type</u>	<u>Claims Paid</u>	<u>Amount Paid</u>	
		Resident of County	1	\$7,500.00	
		Claim Loss in County	1	\$14,600.00	
		Totals:	2	\$22,100.00	
George (Mississippi)	479	<u>Claimant Type</u>	<u>Claims Paid</u>	<u>Amount Paid</u>	
		Resident of County	63	\$923,400.00	
		Resident and Loss in County	25	\$741,100.00	
		Claim Loss in County	7	\$135,200.00	
Totals:	95	\$1,799,700.00			
Greene (Mississippi)	123	<u>Claimant Type</u>	<u>Claims Paid</u>	<u>Amount Paid</u>	
		Resident of County	6	\$60,800.00	
		Resident and Loss in County	5	\$31,900.00	
		Totals:	11	\$92,700.00	
Hancock (Mississippi)	3,490	<u>Claimant Type</u>	<u>Claims Paid</u>	<u>Amount Paid</u>	
		Resident of County	210	\$2,800,300.00	
		Resident and Loss in County	780	\$16,299,400.00	
		Claim Loss in County	150	\$2,417,900.00	
Totals:	1,140	\$21,517,600.00			
Harrison (Mississippi)	25,815	<u>Claimant Type</u>	<u>Claims Paid</u>	<u>Amount Paid</u>	
		Resident of County	620	\$8,407,936.50	
		Resident and Loss in County	5,733	\$81,207,500.00	
		Claim Loss in County	1,064	\$13,216,400.00	
Totals:	7,417	\$102,831,836.50			




GCCF Program Statistics - Overall Summary

(as of November 17, 2010, 5:05 PM ET)

County (Mississippi)	Total Claims	Claimant Type	Claims Paid	Amount Paid	Payments in County
Hinds (Mississippi)	247	<u>Claimant Type</u>	<u>Claims Paid</u>	<u>Amount Paid</u>	 <ul style="list-style-type: none"> ■ Resident ■ Loss ■ Both
		Resident of County	19	\$268,200.00	
		Resident and Loss in County	2	\$6,100.00	
		Claim Loss in County	4	\$74,000.00	
		Totals:	25	\$348,300.00	
Humphreys (Mississippi)	5	<u>Claimant Type</u>	<u>Claims Paid</u>	<u>Amount Paid</u>	 <ul style="list-style-type: none"> ■ Resident ■ Loss
		Resident of County	2	\$18,900.00	
		Claim Loss in County	1	\$28,000.00	
		Totals:	3	\$46,900.00	
Itawamba (Mississippi)	1	<u>Claimant Type</u>	<u>Claims Paid</u>	<u>Amount Paid</u>	 <ul style="list-style-type: none"> ■ Resident
		Resident of County	1	\$6,000.00	
		Totals:	1	\$6,000.00	
Jackson (Mississippi)	12,447	<u>Claimant Type</u>	<u>Claims Paid</u>	<u>Amount Paid</u>	 <ul style="list-style-type: none"> ■ Resident ■ Loss ■ Both
		Resident of County	758	\$8,783,600.00	
		Resident and Loss in County	1,686	\$31,891,600.00	
		Claim Loss in County	644	\$8,795,200.00	
		Totals:	3,088	\$49,470,400.00	
Jasper (Mississippi)	81	<u>Claimant Type</u>	<u>Claims Paid</u>	<u>Amount Paid</u>	 <ul style="list-style-type: none"> ■ Resident ■ Both
		Resident of County	2	\$22,200.00	
		Resident and Loss in County	1	\$25,500.00	
		Totals:	3	\$47,700.00	

GCCF Program Statistics - Overall Summary

(as of November 17, 2010, 5:05 PM ET)

County (Mississippi)	Total Claims	Claimant Type	Claims Paid	Amount Paid	Payments in County
Jefferson	34	<u>Claimant Type</u>	<u>Claims Paid</u>	<u>Amount Paid</u>	Payments in County  <ul style="list-style-type: none"> Resident
		Resident of County	1	\$12,500.00	
		Totals:	1	\$12,500.00	
Jefferson Davis	142	<u>Claimant Type</u>	<u>Claims Paid</u>	<u>Amount Paid</u>	Payments in County  <ul style="list-style-type: none"> Resident
		Resident of County	2	\$27,200.00	
		Totals:	2	\$27,200.00	
Jones	171	<u>Claimant Type</u>	<u>Claims Paid</u>	<u>Amount Paid</u>	Payments in County  <ul style="list-style-type: none"> Resident Both
		Resident of County	12	\$192,400.00	
		Resident and Loss in County	1	\$50,000.00	
Totals:	13	\$242,400.00			
Kemper	6	<u>Claimant Type</u>	<u>Claims Paid</u>	<u>Amount Paid</u>	Payments in County  <ul style="list-style-type: none"> Loss
		Claim Loss in County	2	\$108,800.00	
		Totals:	2	\$108,800.00	
Lafayette	19	<u>Claimant Type</u>	<u>Claims Paid</u>	<u>Amount Paid</u>	Payments in County  <ul style="list-style-type: none"> Resident
		Resident of County	8	\$88,700.00	
		Totals:	8	\$88,700.00	


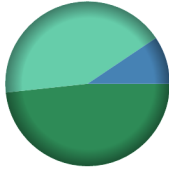
GCCF Program Statistics - Overall Summary

(as of November 17, 2010, 5:05 PM ET)

County (Mississippi)	Total Claims	Claimant Type	Claims Paid	Amount Paid	Payments in County
Lamar (Mississippi)	173	<u>Claimant Type</u>	<u>Claims Paid</u>	<u>Amount Paid</u>	<ul style="list-style-type: none"> ■ Resident ■ Loss ■ Both
		Resident of County	12	\$159,900.00	
		Resident and Loss in County	3	\$102,000.00	
		Claim Loss in County	2	\$34,000.00	
Totals:	17	\$295,900.00			
Lauderdale (Mississippi)	88	<u>Claimant Type</u>	<u>Claims Paid</u>	<u>Amount Paid</u>	<ul style="list-style-type: none"> ■ Resident
		Resident of County	15	\$150,100.00	
		Totals:	15	\$150,100.00	
Lawrence (Mississippi)	97	<u>Claimant Type</u>	<u>Claims Paid</u>	<u>Amount Paid</u>	<ul style="list-style-type: none"> ■ Resident ■ Loss ■ Both
		Resident of County	2	\$21,700.00	
		Resident and Loss in County	5	\$67,500.00	
		Claim Loss in County	2	\$18,500.00	
Totals:	9	\$107,700.00			
Leake (Mississippi)	15	<u>Claimant Type</u>	<u>Claims Paid</u>	<u>Amount Paid</u>	<ul style="list-style-type: none"> ■ Resident
		Resident of County	2	\$63,000.00	
		Totals:	2	\$63,000.00	
Lee (Mississippi)	24	<u>Claimant Type</u>	<u>Claims Paid</u>	<u>Amount Paid</u>	<ul style="list-style-type: none"> ■ Resident
		Resident of County	9	\$92,000.00	
		Totals:	9	\$92,000.00	

GCCF Program Statistics - Overall Summary

(as of November 17, 2010, 5:05 PM ET)



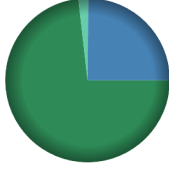

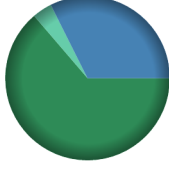
County (Mississippi)	Total Claims	Claimant Type	Claims Paid	Amount Paid	Payments in County
Leflore	9	<u>Claimant Type</u>	<u>Claims Paid</u>	<u>Amount Paid</u>	 <ul style="list-style-type: none"> Resident
		Resident of County	1	\$7,800.00	
		Totals:	1	\$7,800.00	
Lincoln	41	<u>Claimant Type</u>	<u>Claims Paid</u>	<u>Amount Paid</u>	 <ul style="list-style-type: none"> Resident Loss Both
		Resident of County	5	\$114,200.00	
		Resident and Loss in County	1	\$22,200.00	
		Claim Loss in County	1	\$100,000.00	
Totals:	7	\$236,400.00			
Lowndes	34	<u>Claimant Type</u>	<u>Claims Paid</u>	<u>Amount Paid</u>	 <ul style="list-style-type: none"> Resident Both
		Resident of County	12	\$108,100.00	
		Resident and Loss in County	1	\$2,400.00	
		Totals:	13	\$110,500.00	
Madison	141	<u>Claimant Type</u>	<u>Claims Paid</u>	<u>Amount Paid</u>	 <ul style="list-style-type: none"> Resident Both
		Resident of County	34	\$340,900.00	
		Resident and Loss in County	3	\$52,400.00	
		Totals:	37	\$393,300.00	
Marion	253	<u>Claimant Type</u>	<u>Claims Paid</u>	<u>Amount Paid</u>	 <ul style="list-style-type: none"> Resident Loss Both
		Resident of County	6	\$134,600.00	
		Resident and Loss in County	6	\$123,400.00	
		Claim Loss in County	1	\$18,000.00	
Totals:	13	\$276,000.00			

GCCF Program Statistics - Overall Summary

(as of November 17, 2010, 5:05 PM ET)

County	Total Claims	Claimant Type	Claims Paid	Amount Paid	Payments in County
Monroe (Mississippi)	16	<u>Claimant Type</u>	<u>Claims Paid</u>	<u>Amount Paid</u>	Payments in County  <ul style="list-style-type: none"> Resident
		Resident of County	10	\$97,800.00	
		Totals:	10	\$97,800.00	
Montgomery (Mississippi)	2	<u>Claimant Type</u>	<u>Claims Paid</u>	<u>Amount Paid</u>	Payments in County  <ul style="list-style-type: none"> Resident
		Resident of County	1	\$20,000.00	
		Totals:	1	\$20,000.00	
Neshoba (Mississippi)	44	<u>Claimant Type</u>	<u>Claims Paid</u>	<u>Amount Paid</u>	Payments in County  <ul style="list-style-type: none"> Resident Loss
		Resident of County	3	\$160,600.00	
		Claim Loss in County	2	\$137,300.00	
		Totals:	5	\$297,900.00	
Newton (Mississippi)	12	<u>Claimant Type</u>	<u>Claims Paid</u>	<u>Amount Paid</u>	Payments in County  <ul style="list-style-type: none"> Resident
		Resident of County	3	\$82,600.00	
		Totals:	3	\$82,600.00	
Noxubee (Mississippi)	13	<u>Claimant Type</u>	<u>Claims Paid</u>	<u>Amount Paid</u>	Payments in County  <ul style="list-style-type: none"> Resident
		Resident of County	1	\$8,800.00	
		Totals:	1	\$8,800.00	

GCCF Program Statistics - Overall Summary (as of November 17, 2010, 5:05 PM ET)

County (Mississippi)	Total Claims	Claimant Type	Claims Paid	Amount Paid	Payments in County
Oktibbeha	22	<u>Claimant Type</u>	<u>Claims Paid</u>	<u>Amount Paid</u>	Payments in County  Resident
		Resident of County	8	\$98,800.00	
		Totals:	8	\$98,800.00	
Panola	4	<u>Claimant Type</u>	<u>Claims Paid</u>	<u>Amount Paid</u>	Payments in County  Resident
		Resident of County	2	\$14,700.00	
		Totals:	2	\$14,700.00	
Pearl River	1,119	<u>Claimant Type</u>	<u>Claims Paid</u>	<u>Amount Paid</u>	Payments in County  Resident Loss Both
		Resident of County	146	\$1,676,200.00	
		Resident and Loss in County	18	\$569,300.00	
		Claim Loss in County	1	\$44,000.00	
		Totals:	165	\$2,289,500.00	
Perry	62	<u>Claimant Type</u>	<u>Claims Paid</u>	<u>Amount Paid</u>	Payments in County  Resident Both
		Resident of County	4	\$82,200.00	
		Resident and Loss in County	3	\$44,200.00	
		Totals:	7	\$126,400.00	
Pike	199	<u>Claimant Type</u>	<u>Claims Paid</u>	<u>Amount Paid</u>	Payments in County  Resident Loss Both
		Resident of County	19	\$196,900.00	
		Resident and Loss in County	1	\$100,000.00	
		Claim Loss in County	1	\$12,000.00	
		Totals:	21	\$308,900.00	

GCCF Program Statistics - Overall Summary






(as of November 17, 2010, 5:05 PM ET)

Rankin (Mississippi)	114	Claimant Type	Claims Paid	Amount Paid	Payments in County
		Resident of County	27	\$454,300.00	<p>Legend: Resident (Dark Green), Loss (Light Green)</p>
		Claim Loss in County	1	\$2,000.00	
		Totals:	28	\$456,300.00	
Scott (Mississippi)	27	Claimant Type	Claims Paid	Amount Paid	Payments in County
		Resident of County	7	\$68,700.00	<p>Legend: Resident (Dark Green)</p>
		Totals:	7	\$68,700.00	
Sharkey (Mississippi)	1	Claimant Type	Claims Paid	Amount Paid	Payments in County
		Resident of County	1	\$4,800.00	<p>Legend: Resident (Dark Green)</p>
		Totals:	1	\$4,800.00	
Simpson (Mississippi)	49	Claimant Type	Claims Paid	Amount Paid	Payments in County
		Resident of County	4	\$42,700.00	<p>Legend: Resident (Dark Green), Both (Light Green)</p>
		Resident and Loss in County	1	\$30,800.00	
		Totals:	5	\$73,500.00	
Smith (Mississippi)	56	Claimant Type	Claims Paid	Amount Paid	Payments in County
		Resident of County	1	\$3,100.00	<p>Legend: Resident (Dark Green)</p>
		Totals:	1	\$3,100.00	

GCCF Program Statistics - Overall Summary (as of November 17, 2010, 5:05 PM ET)





County (Mississippi)	Total Claims	Claimant Type	Claims Paid	Amount Paid	Payments in County
Stone (Mississippi)	679	<u>Claimant Type</u>	<u>Claims Paid</u>	<u>Amount Paid</u>	
		Resident of County	96	\$1,430,600.00	
		Resident and Loss in County	24	\$776,800.00	
		Claim Loss in County	7	\$90,800.00	
Totals:	127	\$2,298,200.00			
Sunflower (Mississippi)	16	<u>Claimant Type</u>	<u>Claims Paid</u>	<u>Amount Paid</u>	
		Resident of County	3	\$26,800.00	
		Totals:	3	\$26,800.00	
Tishomingo (Mississippi)	2	<u>Claimant Type</u>	<u>Claims Paid</u>	<u>Amount Paid</u>	
		Resident of County	1	\$2,100.00	
		Totals:	1	\$2,100.00	
Unknown (Mississippi)	128	<u>Claimant Type</u>	<u>Claims Paid</u>	<u>Amount Paid</u>	
		Resident of County	17	\$256,700.00	
		Totals:	17	\$256,700.00	
Walthall (Mississippi)	77	<u>Claimant Type</u>	<u>Claims Paid</u>	<u>Amount Paid</u>	
		Resident of County	1	\$19,400.00	
		Totals:	1	\$19,400.00	

GCCF Program Statistics - Overall Summary (as of November 17, 2010, 5:05 PM ET)





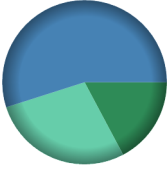
County (Mississippi)	Total	Claimant Type	Claims Paid	Amount Paid	Payments in County
Warren	28	Resident of County	6	\$45,900.00	 <ul style="list-style-type: none"> Resident
		Totals:	6	\$45,900.00	
Washington	21	Resident of County	3	\$9,600.00	 <ul style="list-style-type: none"> Resident Both
		Resident and Loss in County	1	\$2,200.00	
		Totals:	4	\$11,800.00	
Wayne	129	Resident of County	4	\$95,800.00	 <ul style="list-style-type: none"> Resident Loss Both
		Resident and Loss in County	3	\$86,600.00	
		Claim Loss in County	1	\$5,900.00	
Totals:	8	\$188,300.00			
Webster	2	Resident of County	1	\$3,000.00	 <ul style="list-style-type: none"> Resident
		Totals:	1	\$3,000.00	
Wilkinson	23	Resident of County	2	\$10,800.00	 <ul style="list-style-type: none"> Resident
		Totals:	2	\$10,800.00	

GCCF Program Statistics - Overall Summary



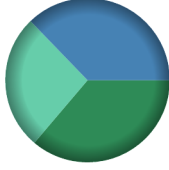

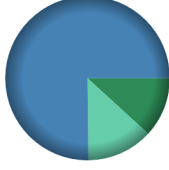
(as of November 17, 2010, 5:05 PM ET)

County	Total Claims	Claimant Type	Claims Paid	Amount Paid	Payments in County
Winston (Mississippi)	30	<u>Claimant Type</u>	<u>Claims Paid</u>	<u>Amount Paid</u>	Payments in County  <ul style="list-style-type: none"> Resident
		Resident of County	2	\$8,500.00	
		Totals:	2	\$8,500.00	
Yazoo (Mississippi)	6	<u>Claimant Type</u>	<u>Claims Paid</u>	<u>Amount Paid</u>	Payments in County  <ul style="list-style-type: none"> Resident Loss
		Resident of County	1	\$3,300.00	
		Claim Loss in County	1	\$74,400.00	
Totals:	2	\$77,700.00			
Anderson (Texas)	4	<u>Claimant Type</u>	<u>Claims Paid</u>	<u>Amount Paid</u>	Payments in County  <ul style="list-style-type: none"> Resident
		Resident of County	1	\$3,300.00	
		Totals:	1	\$3,300.00	
Angelina (Texas)	13	<u>Claimant Type</u>	<u>Claims Paid</u>	<u>Amount Paid</u>	Payments in County  <ul style="list-style-type: none"> Resident
		Resident of County	1	\$6,500.00	
		Totals:	1	\$6,500.00	
Aransas (Texas)	71	<u>Claimant Type</u>	<u>Claims Paid</u>	<u>Amount Paid</u>	Payments in County  <ul style="list-style-type: none"> Resident Loss Both
		Resident of County	2	\$19,100.00	
		Resident and Loss in County	11	\$161,300.00	
		Claim Loss in County	5	\$42,600.00	
Totals:	18	\$223,000.00			

GCCF Program Statistics - Overall Summary (as of November 17, 2010, 5:05 PM ET)


County (Texas)	Total Claims	Claimant Type	Claims Paid	Amount Paid	Payments in County
Austin (Texas)	2	<u>Claimant Type</u>	<u>Claims Paid</u>	<u>Amount Paid</u>	Payments in County 
		Claim Loss in County	1	\$7,400.00	
		Totals:	1	\$7,400.00	
Bay (Texas)	1	<u>Claimant Type</u>	<u>Claims Paid</u>	<u>Amount Paid</u>	Payments in County 
		Claim Loss in County	1	\$30,100.00	
		Totals:	1	\$30,100.00	
Bexar (Texas)	118	<u>Claimant Type</u>	<u>Claims Paid</u>	<u>Amount Paid</u>	Payments in County 
		Resident of County	17	\$224,400.00	
		Resident and Loss in County	2	\$182,000.00	
		Totals:	19	\$406,400.00	
Bowie (Texas)	6	<u>Claimant Type</u>	<u>Claims Paid</u>	<u>Amount Paid</u>	Payments in County 
		Resident of County	1	\$2,600.00	
		Totals:	1	\$2,600.00	
Brazoria (Texas)	169	<u>Claimant Type</u>	<u>Claims Paid</u>	<u>Amount Paid</u>	Payments in County 
		Resident of County	12	\$295,300.00	
		Resident and Loss in County	24	\$941,100.00	
		Claim Loss in County	29	\$477,000.00	
		Totals:	65	\$1,713,400.00	

GCCF Program Statistics - Overall Summary (as of November 17, 2010, 5:05 PM ET)





County (Texas)	Total Claims	Claimant Type	Claims Paid	Amount Paid	Payments in County
Brazos (Texas)	9	<u>Claimant Type</u>	<u>Claims Paid</u>	<u>Amount Paid</u>	Payments in County  <ul style="list-style-type: none"> ■ Resident
		Resident of County	1	\$18,000.00	
		Totals:	1	\$18,000.00	
Brown (Texas)	1	<u>Claimant Type</u>	<u>Claims Paid</u>	<u>Amount Paid</u>	Payments in County  <ul style="list-style-type: none"> ■ Resident
		Resident of County	1	\$8,600.00	
		Totals:	1	\$8,600.00	
Calhoun (Texas)	134	<u>Claimant Type</u>	<u>Claims Paid</u>	<u>Amount Paid</u>	Payments in County  <ul style="list-style-type: none"> ■ Resident ■ Loss ■ Both
		Resident of County	11	\$566,600.00	
		Resident and Loss in County	8	\$582,200.00	
		Claim Loss in County	25	\$416,500.00	
		Totals:	44	\$1,565,300.00	
Cameron (Texas)	375	<u>Claimant Type</u>	<u>Claims Paid</u>	<u>Amount Paid</u>	Payments in County  <ul style="list-style-type: none"> ■ Resident ■ Both
		Resident of County	11	\$270,800.00	
		Resident and Loss in County	50	\$1,181,200.00	
		Totals:	61	\$1,452,000.00	
Chambers (Texas)	51	<u>Claimant Type</u>	<u>Claims Paid</u>	<u>Amount Paid</u>	Payments in County  <ul style="list-style-type: none"> ■ Resident ■ Loss ■ Both
		Resident of County	4	\$111,000.00	
		Resident and Loss in County	18	\$706,700.00	
		Claim Loss in County	6	\$122,500.00	
		Totals:	28	\$940,200.00	

GCCF Program Statistics - Overall Summary

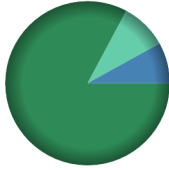
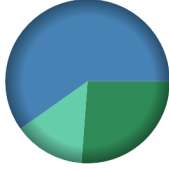
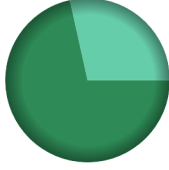


(as of November 17, 2010, 5:05 PM ET)

County	Total Claims	Claimant Type	Claims Paid	Amount Paid	Payments in County
Cherokee (Texas)	4	<u>Claimant Type</u>	<u>Claims Paid</u>	<u>Amount Paid</u>	Payments in County  <ul style="list-style-type: none"> Resident
		Resident of County	1	\$1,700.00	
		Totals:	1	\$1,700.00	
Collin (Texas)	95	<u>Claimant Type</u>	<u>Claims Paid</u>	<u>Amount Paid</u>	Payments in County  <ul style="list-style-type: none"> Resident Loss
		Resident of County	36	\$467,200.00	
		Claim Loss in County	3	\$102,100.00	
Totals:	39	\$569,300.00			
Colorado (Texas)	4	<u>Claimant Type</u>	<u>Claims Paid</u>	<u>Amount Paid</u>	Payments in County  <ul style="list-style-type: none"> Resident
		Resident of County	1	\$36,000.00	
		Totals:	1	\$36,000.00	
Comal (Texas)	16	<u>Claimant Type</u>	<u>Claims Paid</u>	<u>Amount Paid</u>	Payments in County  <ul style="list-style-type: none"> Resident
		Resident of County	8	\$181,600.00	
		Totals:	8	\$181,600.00	
Dallas (Texas)	355	<u>Claimant Type</u>	<u>Claims Paid</u>	<u>Amount Paid</u>	Payments in County  <ul style="list-style-type: none"> Resident Loss Both
		Resident of County	44	\$572,200.00	
		Resident and Loss in County	2	\$145,500.00	
Claim Loss in County	8	\$113,500.00			
Totals:	54	\$831,200.00			

GCCF Program Statistics - Overall Summary (as of November 17, 2010, 5:05 PM ET)

County (Texas)	Total Claims	Claimant Type	Claims Paid	Amount Paid	Payments in County
Denton (Texas)	47	<u>Claimant Type</u>	<u>Claims Paid</u>	<u>Amount Paid</u>	Payments in County  ■ Resident
		Resident of County	13	\$115,400.00	
		Totals:	13	\$115,400.00	
Ector (Texas)	2	<u>Claimant Type</u>	<u>Claims Paid</u>	<u>Amount Paid</u>	Payments in County  ■ Resident
		Resident of County	1	\$1,500.00	
		Totals:	1	\$1,500.00	
El Paso (Texas)	7	<u>Claimant Type</u>	<u>Claims Paid</u>	<u>Amount Paid</u>	Payments in County  ■ Resident
		Resident of County	1	\$3,700.00	
		Totals:	1	\$3,700.00	
Ellis (Texas)	9	<u>Claimant Type</u>	<u>Claims Paid</u>	<u>Amount Paid</u>	Payments in County  ■ Resident
		Resident of County	1	\$25,000.00	
		Totals:	1	\$25,000.00	
Foard (Texas)	2	<u>Claimant Type</u>	<u>Claims Paid</u>	<u>Amount Paid</u>	Payments in County  ■ Resident
		Resident of County	1	\$13,000.00	
		Totals:	1	\$13,000.00	

GCCF Program Statistics - Overall Summary (as of November 17, 2010, 5:05 PM ET)




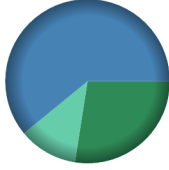

County (Texas)	Total Claims	Claimant Type	Claims Paid	Amount Paid	Payments in County
Fort Bend	204	<u>Claimant Type</u>	<u>Claims Paid</u>	<u>Amount Paid</u>	 <ul style="list-style-type: none"> ■ Resident ■ Loss ■ Both
		Resident of County	32	\$1,331,500.00	
		Resident and Loss in County	7	\$129,300.00	
		Claim Loss in County	6	\$147,300.00	
Totals:	45	\$1,608,100.00			
Galveston	1,201	<u>Claimant Type</u>	<u>Claims Paid</u>	<u>Amount Paid</u>	 <ul style="list-style-type: none"> ■ Resident ■ Loss ■ Both
		Resident of County	126	\$3,621,800.00	
		Resident and Loss in County	362	\$8,277,100.00	
		Claim Loss in County	115	\$1,934,500.00	
Totals:	603	\$13,833,400.00			
Grayson	4	<u>Claimant Type</u>	<u>Claims Paid</u>	<u>Amount Paid</u>	 <ul style="list-style-type: none"> ■ Resident ■ Loss
		Resident of County	1	\$8,300.00	
		Claim Loss in County	1	\$3,300.00	
Totals:	2	\$11,600.00			
Gregg	8	<u>Claimant Type</u>	<u>Claims Paid</u>	<u>Amount Paid</u>	 <ul style="list-style-type: none"> ■ Resident
		Resident of County	4	\$33,600.00	
Totals:	4	\$33,600.00			
Guadalupe	3	<u>Claimant Type</u>	<u>Claims Paid</u>	<u>Amount Paid</u>	 <ul style="list-style-type: none"> ■ Resident
		Resident of County	2	\$42,600.00	
Totals:	2	\$42,600.00			

GCCF Program Statistics - Overall Summary

(as of November 17, 2010, 5:05 PM ET)






County (Texas)	Total Claims	Claimant Type	Claims Paid	Amount Paid	Payments in County
Hardin (Texas)	17	<u>Claimant Type</u>	<u>Claims Paid</u>	<u>Amount Paid</u>	Payments in County  <ul style="list-style-type: none"> Resident and Loss in County
		Resident and Loss in County	1	\$10,000.00	
		Totals:	1	\$10,000.00	
Harris (Texas)	2,672	<u>Claimant Type</u>	<u>Claims Paid</u>	<u>Amount Paid</u>	Payments in County  <ul style="list-style-type: none"> Resident Loss Both
		Resident of County	368	\$26,844,900.00	
		Resident and Loss in County	142	\$4,045,600.00	
		Claim Loss in County	105	\$1,978,100.00	
		Totals:	615	\$32,868,600.00	
Harrison (Texas)	2	<u>Claimant Type</u>	<u>Claims Paid</u>	<u>Amount Paid</u>	Payments in County  <ul style="list-style-type: none"> Resident
		Resident of County	1	\$10,400.00	
		Totals:	1	\$10,400.00	
Hays (Texas)	9	<u>Claimant Type</u>	<u>Claims Paid</u>	<u>Amount Paid</u>	Payments in County  <ul style="list-style-type: none"> Resident
		Resident of County	2	\$41,300.00	
		Totals:	2	\$41,300.00	
Hidalgo (Texas)	63	<u>Claimant Type</u>	<u>Claims Paid</u>	<u>Amount Paid</u>	Payments in County  <ul style="list-style-type: none"> Resident Loss Both
		Resident of County	3	\$10,700.00	
		Resident and Loss in County	1	\$6,000.00	
		Claim Loss in County	1	\$10,300.00	
		Totals:	5	\$27,000.00	

GCCF Program Statistics - Overall Summary (as of November 17, 2010, 5:05 PM ET)

County (Texas)	Total Claims	Claimant Type	Claims Paid	Amount Paid	Payments in County
Hill (Texas)	3	<u>Claimant Type</u>	<u>Claims Paid</u>	<u>Amount Paid</u>	Payments in County  <ul style="list-style-type: none"> Resident
		Resident of County	1	\$21,600.00	
		Totals:	1	\$21,600.00	
Hopkins (Texas)	3	<u>Claimant Type</u>	<u>Claims Paid</u>	<u>Amount Paid</u>	Payments in County  <ul style="list-style-type: none"> Resident
		Resident of County	1	\$9,700.00	
		Totals:	1	\$9,700.00	
Jasper (Texas)	23	<u>Claimant Type</u>	<u>Claims Paid</u>	<u>Amount Paid</u>	Payments in County  <ul style="list-style-type: none"> Resident
		Resident of County	5	\$190,700.00	
		Totals:	5	\$190,700.00	
Jefferson (Texas)	1,312	<u>Claimant Type</u>	<u>Claims Paid</u>	<u>Amount Paid</u>	Payments in County  <ul style="list-style-type: none"> Resident Loss Both
		Resident of County	108	\$2,950,200.00	
		Resident and Loss in County	280	\$6,546,900.00	
		Claim Loss in County	52	\$1,248,200.00	
		Totals:	440	\$10,745,300.00	
Jim Hogg (Texas)	1	<u>Claimant Type</u>	<u>Claims Paid</u>	<u>Amount Paid</u>	Payments in County  <ul style="list-style-type: none"> Loss
		Claim Loss in County	1	\$32,400.00	
		Totals:	1	\$32,400.00	




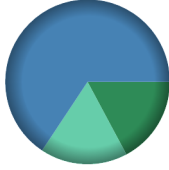

GCCF Program Statistics - Overall Summary

(as of November 17, 2010, 5:05 PM ET)

Jim Wells (Texas)	1	<u>Claimant Type</u>	<u>Claims Paid</u>	<u>Amount Paid</u>	Payments in County  ■ Both
		Resident and Loss in County	1	\$79,900.00	
		Totals:	1	\$79,900.00	
Johnson (Texas)	14	<u>Claimant Type</u>	<u>Claims Paid</u>	<u>Amount Paid</u>	Payments in County  ■ Resident
		Resident of County	4	\$131,000.00	
		Totals:	4	\$131,000.00	
Kaufman (Texas)	7	<u>Claimant Type</u>	<u>Claims Paid</u>	<u>Amount Paid</u>	Payments in County  ■ Resident
		Resident of County	1	\$11,600.00	
		Totals:	1	\$11,600.00	
Kendall (Texas)	2	<u>Claimant Type</u>	<u>Claims Paid</u>	<u>Amount Paid</u>	Payments in County  ■ Resident
		Resident of County	2	\$15,700.00	
		Totals:	2	\$15,700.00	
Kleberg (Texas)	1	<u>Claimant Type</u>	<u>Claims Paid</u>	<u>Amount Paid</u>	Payments in County  ■ Resident
		Resident of County	1	\$32,400.00	
		Totals:	1	\$32,400.00	




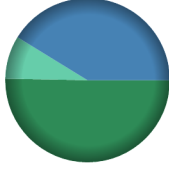
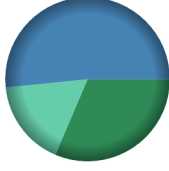
GCCF Program Statistics - Overall Summary

(as of November 17, 2010, 5:05 PM ET)

County (Texas)	Total Claims	Claimant Type	Claims Paid	Amount Paid	Payments in County
Lamar (Texas)	1	<u>Claimant Type</u>	<u>Claims Paid</u>	<u>Amount Paid</u>	Payments in County  <ul style="list-style-type: none"> Resident
		Resident of County	1	\$3,200.00	
		Totals:	1	\$3,200.00	
Liberty (Texas)	16	<u>Claimant Type</u>	<u>Claims Paid</u>	<u>Amount Paid</u>	Payments in County  <ul style="list-style-type: none"> Resident Both
		Resident of County	2	\$31,400.00	
		Resident and Loss in County	2	\$105,000.00	
Totals:	4	\$136,400.00			
Lubbock (Texas)	5	<u>Claimant Type</u>	<u>Claims Paid</u>	<u>Amount Paid</u>	Payments in County  <ul style="list-style-type: none"> Resident
		Resident of County	1	\$3,400.00	
		Totals:	1	\$3,400.00	
Matagorda (Texas)	254	<u>Claimant Type</u>	<u>Claims Paid</u>	<u>Amount Paid</u>	Payments in County  <ul style="list-style-type: none"> Resident Loss Both
		Resident of County	15	\$821,200.00	
		Resident and Loss in County	74	\$3,140,500.00	
		Claim Loss in County	12	\$820,100.00	
Totals:	101	\$4,781,800.00			
McLennan (Texas)	16	<u>Claimant Type</u>	<u>Claims Paid</u>	<u>Amount Paid</u>	Payments in County  <ul style="list-style-type: none"> Resident
		Resident of County	10	\$196,100.00	
		Totals:	10	\$196,100.00	


GCCCF Program Statistics - Overall Summary

(as of November 17, 2010, 5:05 PM ET)

County (Texas)	Total Claims	Claimant Type	Claims Paid	Amount Paid	Payments in County
Milam (Texas)	1	<u>Claimant Type</u>	<u>Claims Paid</u>	<u>Amount Paid</u>	Payments in County  <ul style="list-style-type: none"> Resident
		Resident of County	1	\$5,800.00	
		Totals:	1	\$5,800.00	
Montgomery (Texas)	136	<u>Claimant Type</u>	<u>Claims Paid</u>	<u>Amount Paid</u>	Payments in County  <ul style="list-style-type: none"> Resident Both
		Resident of County	21	\$400,300.00	
		Resident and Loss in County	2	\$70,700.00	
		Totals:	23	\$471,000.00	
Nacogdoches (Texas)	19	<u>Claimant Type</u>	<u>Claims Paid</u>	<u>Amount Paid</u>	Payments in County  <ul style="list-style-type: none"> Resident Loss
		Resident of County	1	\$41,600.00	
		Claim Loss in County	4	\$250,400.00	
		Totals:	5	\$292,000.00	
Nueces (Texas)	83	<u>Claimant Type</u>	<u>Claims Paid</u>	<u>Amount Paid</u>	Payments in County  <ul style="list-style-type: none"> Resident Loss Both
		Resident of County	5	\$90,200.00	
		Resident and Loss in County	3	\$73,900.00	
		Claim Loss in County	1	\$15,200.00	
Totals:	9	\$179,300.00			
Orange (Texas)	180	<u>Claimant Type</u>	<u>Claims Paid</u>	<u>Amount Paid</u>	Payments in County  <ul style="list-style-type: none"> Resident Loss Both
		Resident of County	20	\$258,600.00	
		Resident and Loss in County	17	\$424,900.00	
		Claim Loss in County	6	\$139,800.00	
Totals:	43	\$823,300.00			





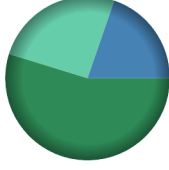
GCCF Program Statistics - Overall Summary

(as of November 17, 2010, 5:05 PM ET)

County (Texas)	Total Claims	Claimant Type	Claims Paid	Amount Paid	Payments in County
Parker (Texas)	4				 ■ Resident
		Resident of County	2	\$17,300.00	
		Totals:	2	\$17,300.00	
Polk (Texas)	6				 ■ Resident
		Resident of County	2	\$81,700.00	
		Totals:	2	\$81,700.00	
Presidio (Texas)	2				 ■ Resident
		Resident of County	2	\$3,900.00	
		Totals:	2	\$3,900.00	
Refugio (Texas)	2				 ■ Resident
		Resident of County	1	\$26,900.00	
		Totals:	1	\$26,900.00	
Rockwall (Texas)	7				 ■ Resident
		Resident of County	3	\$46,500.00	
		Totals:	3	\$46,500.00	






GCCF Program Statistics - Overall Summary

(as of November 17, 2010, 5:05 PM ET)

County (Texas)	Total Claims	Claimant Type	Claims Paid	Amount Paid	Payments in County
Sabine (Texas)	3	<u>Claimant Type</u>	<u>Claims Paid</u>	<u>Amount Paid</u>	Payments in County  <ul style="list-style-type: none"> Resident
		Resident of County	1	\$40,000.00	
		Totals:	1	\$40,000.00	
San Jacinto (Texas)	6	<u>Claimant Type</u>	<u>Claims Paid</u>	<u>Amount Paid</u>	Payments in County  <ul style="list-style-type: none"> Resident Loss
		Resident of County	2	\$44,600.00	
		Claim Loss in County	1	\$30,000.00	
		Totals:	3	\$74,600.00	
San Patricio (Texas)	54	<u>Claimant Type</u>	<u>Claims Paid</u>	<u>Amount Paid</u>	Payments in County  <ul style="list-style-type: none"> Resident Both
		Resident of County	1	\$1,000.00	
		Resident and Loss in County	6	\$140,400.00	
		Totals:	7	\$141,400.00	
Smith (Texas)	8	<u>Claimant Type</u>	<u>Claims Paid</u>	<u>Amount Paid</u>	Payments in County  <ul style="list-style-type: none"> Resident
		Resident of County	1	\$35,200.00	
		Totals:	1	\$35,200.00	
Tarrant (Texas)	230	<u>Claimant Type</u>	<u>Claims Paid</u>	<u>Amount Paid</u>	Payments in County  <ul style="list-style-type: none"> Resident Loss Both
		Resident of County	52	\$974,800.00	
		Resident and Loss in County	4	\$351,100.00	
		Claim Loss in County	7	\$453,500.00	
		Totals:	63	\$1,779,400.00	

GCCF Program Statistics - Overall Summary

(as of November 17, 2010, 5:05 PM ET)

County (Texas)	Total Claims	Claimant Type	Claims Paid	Amount Paid	Payments in County
Titus (Texas)	2	<u>Claimant Type</u>	<u>Claims Paid</u>	<u>Amount Paid</u>	Payments in County  <ul style="list-style-type: none"> Resident
		Resident of County	1	\$1,000.00	
		Totals:	1	\$1,000.00	
Travis (Texas)	93	<u>Claimant Type</u>	<u>Claims Paid</u>	<u>Amount Paid</u>	Payments in County  <ul style="list-style-type: none"> Resident Both
		Resident of County	14	\$155,300.00	
		Resident and Loss in County	1	\$15,000.00	
Totals:	15	\$170,300.00			
Tyler (Texas)	4	<u>Claimant Type</u>	<u>Claims Paid</u>	<u>Amount Paid</u>	Payments in County  <ul style="list-style-type: none"> Resident
		Resident of County	3	\$28,000.00	
		Totals:	3	\$28,000.00	
Unknown (Texas)	19	<u>Claimant Type</u>	<u>Claims Paid</u>	<u>Amount Paid</u>	Payments in County  <ul style="list-style-type: none"> Resident
		Resident of County	2	\$86,000.00	
		Totals:	2	\$86,000.00	
Vermilion (Texas)	2	<u>Claimant Type</u>	<u>Claims Paid</u>	<u>Amount Paid</u>	Payments in County  <ul style="list-style-type: none"> Loss
		Claim Loss in County	2	\$42,500.00	
		Totals:	2	\$42,500.00	


GCCF Program Statistics - Overall Summary

(as of November 17, 2010, 5:05 PM ET)

County	Total Claims	Claimant Type	Claims Paid	Amount Paid	Payments in County
Victoria (Texas)	13				 Resident Loss
		Resident of County	3	\$44,700.00	
		Claim Loss in County	1	\$6,900.00	
		Totals:	4	\$51,600.00	
Waller (Texas)	5				 Resident
		Resident of County	1	\$24,500.00	
		Totals:	1	\$24,500.00	
Webb (Texas)	3				 Resident
		Resident of County	1	\$23,800.00	
		Totals:	1	\$23,800.00	
Wichita (Texas)	5				 Resident
		Resident of County	1	\$2,700.00	
		Totals:	1	\$2,700.00	
Williamson (Texas)	25				 Resident
		Resident of County	7	\$71,500.00	
		Totals:	7	\$71,500.00	

GCCF Program Statistics - Overall Summary

(as of November 17, 2010, 5:05 PM ET)

Wise (Texas)	1	<u>Claimant Type</u>	<u>Claims Paid</u>	<u>Amount Paid</u>	Payments in County
		Resident of County	1	\$7,600.00	 ■ Resident
		Totals:	1	\$7,600.00	