

GCCF Program Statistics - Overall Summary (as of November 16, 2010, 5:05 PM ET)

| Claimant Status | No. of Claimants |
|---|------------------|
| TOTAL GCCF Claimants to Date <i>(Claimants may have one or more Claim Type)</i> | 389,675 |
| 1. Claimants Paid and Approved for Payment | 115,565 |
| 2. Claimants Requiring Additional Information or Documentation <i>(Claimants providing no documentation: 78,969)</i> | 146,726 |
| 3. Claimants Referred to Government, Moratorium and Real Estate funds | 27 |
| 4. Denied Claimants | 50,463 |
| 5. Claimants Under Review (Emergency Advance Payment) | 68,994 |
| 6. Claimants Under Review (for Final Claim only) | 7,900 |

| Claimants <i>(Claimants may have one or more Claim Type)</i> | No. of Claimants |
|---|------------------|
| 1. Individual* | 327,301 |
| 2. Business* | 62,374 |
| <i>*Individual v. Business classification is subject to change.</i> | |
| <i>Represented Claimants: 8,633</i> | |
| Total to Date | 389,675 |

| Claims by Emergency Or Final Payment | No. of Claims Paid or Approved for Payment | No. of Claims Paid | Amount Paid |
|---|--|--------------------|----------------------------|
| 1. Emergency Advance Payment (One Month) | 10,553 | 10,522 | \$ 92,515,475.88 |
| 2. Emergency Advance Payment (Six Months) | 105,296 | 103,874 | \$ 1,752,104,515.00 |
| Sub-Total to Date | 115,849 | 114,396 | \$ 1,844,619,990.88 |

| | | | |
|--|--|--|----------------------------|
| Separate Fund for Real Estate Brokers and Agents | | | \$ 34,500,000.00 |
| Total to Date | | | \$ 1,879,119,990.88 |

| Claims by Category <i>(includes Individual and Business)</i> | No. of Claims Paid | Amount Paid |
|---|--------------------|----------------------------|
| 1. Removal and Clean Up Costs | 0 | \$ - |
| 2. Real or Personal Property | 81 | \$ 644,863.38 |
| 3. Lost Earnings or Profits | 114,292 | \$ 1,843,947,791.00 |
| 4. Loss of Subsistence Use of Natural Resources | 5 | \$ 13,000.00 |
| 5. Physical Injury / Death | 18 | \$ 14,336.50 |
| Total to Date | 114,396 | \$ 1,844,619,990.88 |

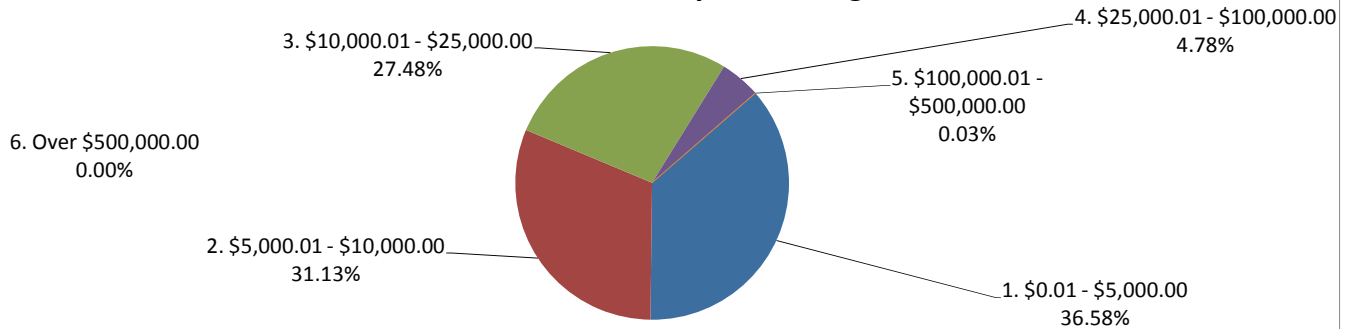
| Claims by Type | No. of Claims Paid | No. of Claims Paid where Claimant Participated in BP Claims Process | No. of Claims Paid for new Claimants | Total Amount Paid |
|----------------------|--------------------|---|--------------------------------------|----------------------------|
| 1. Individual | 83,854 | 23,701 | 60,153 | \$ 788,639,614.88 |
| 2. Business | 30,542 | 21,826 | 8,716 | \$ 1,055,980,376.00 |
| Total to Date | 114,396 | 45,527 | 68,869 | \$ 1,844,619,990.88 |

GCCF Program Statistics - Overall Summary
(as of November 16, 2010, 5:05 PM ET)

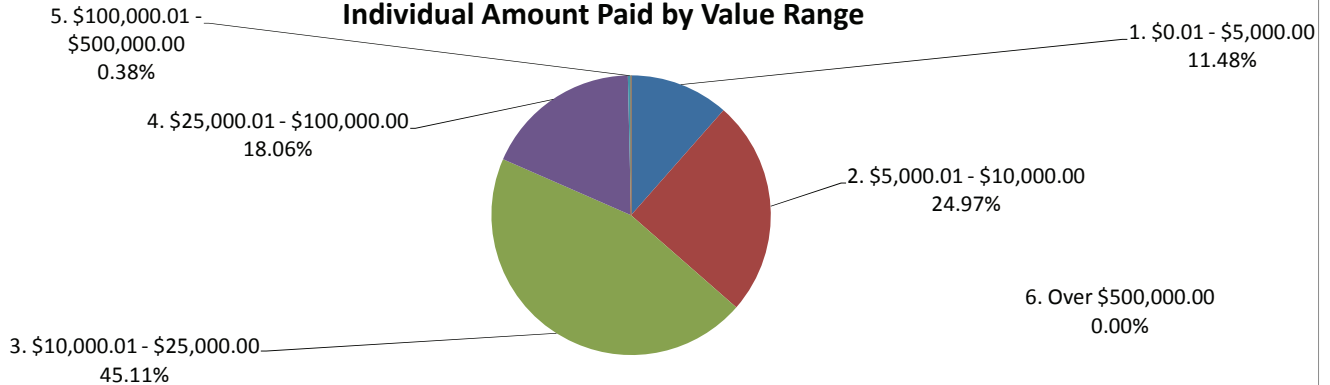
Individual Claims by Amount
(Claimants may have more than one Claim Type)

| Claims by Amount | No. of Claims Paid | Amount Paid |
|--------------------------------|--------------------|--------------------------|
| 1. \$0.01 - \$5,000.00 | 30,671 | \$ 90,540,136.50 |
| 2. \$5,000.01 - \$10,000.00 | 26,106 | \$ 196,912,200.00 |
| 3. \$10,000.01 - \$25,000.00 | 23,042 | \$ 355,760,050.00 |
| 4. \$25,000.01 - \$100,000.00 | 4,012 | \$ 142,455,828.38 |
| 5. \$100,000.01 - \$500,000.00 | 23 | \$ 2,971,400.00 |
| 6. Over \$500,000.00 | 0 | \$ - |
| Total to Date | 83,854 | \$ 788,639,614.88 |

Individual Claims Paid by Value Range



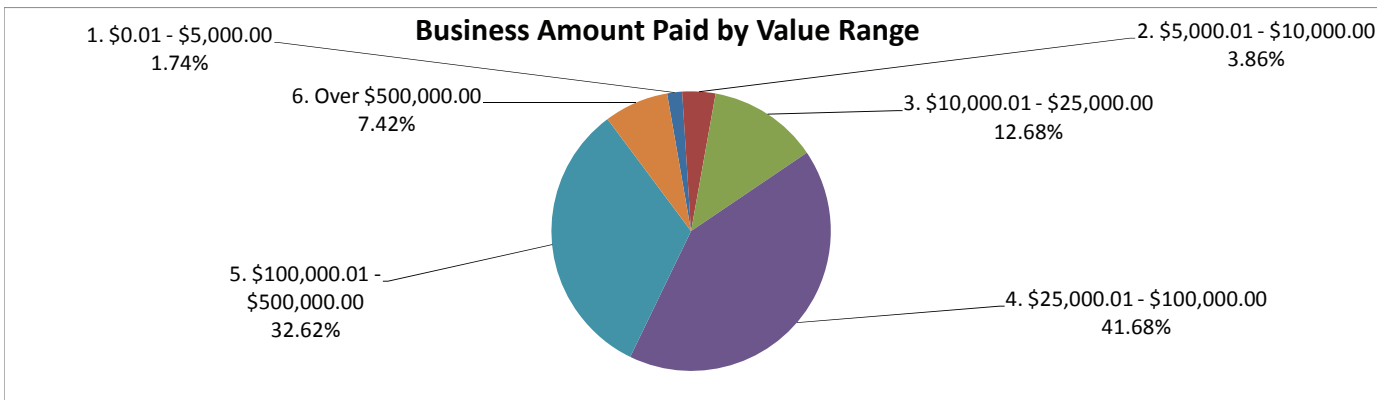
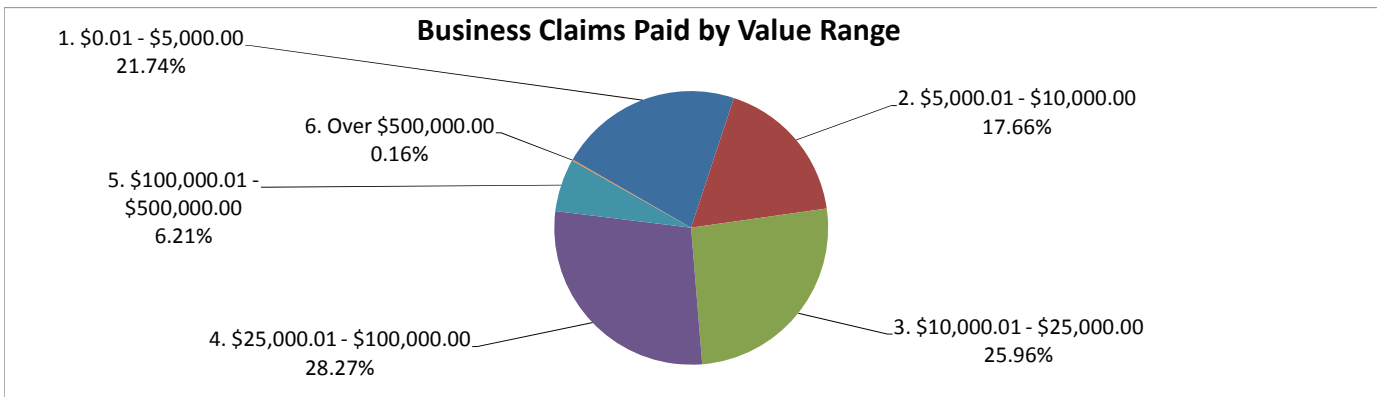
Individual Amount Paid by Value Range



GCCF Program Statistics - Overall Summary
(as of November 16, 2010, 5:05 PM ET)

Business Claims by Amount
(Claimants may have more than one Claim Type)

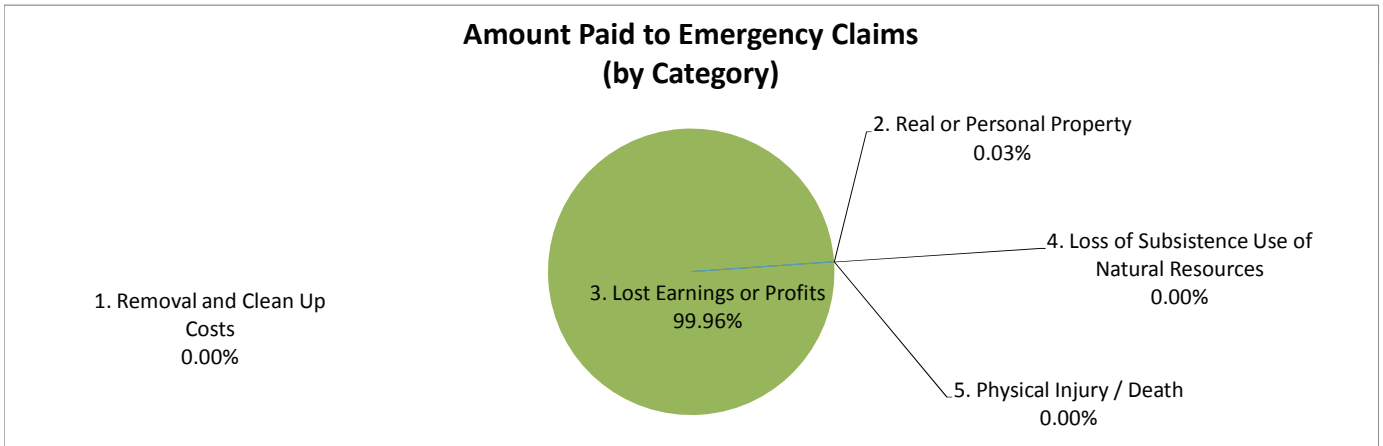
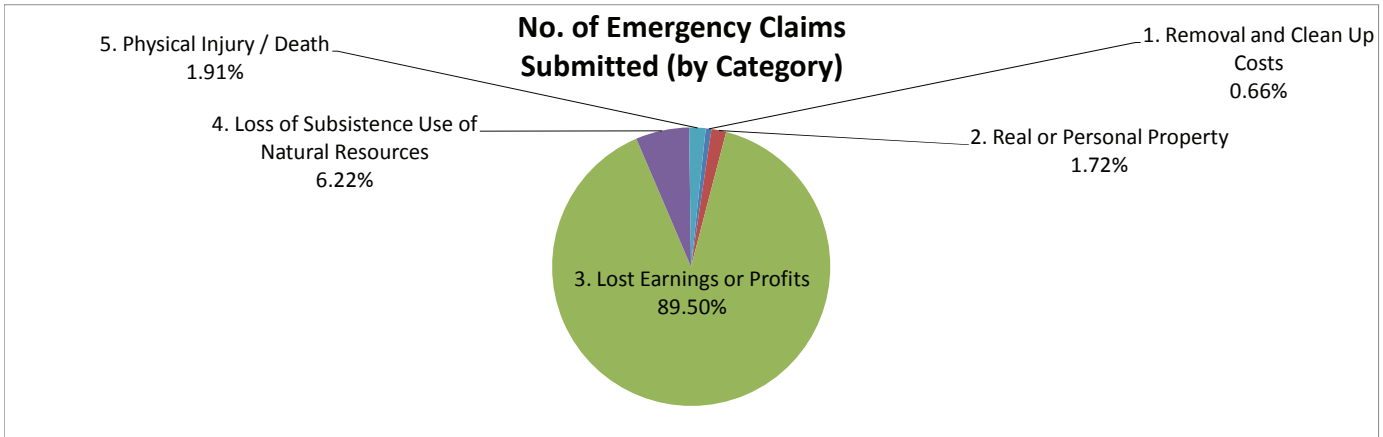
| Claims by Amount | No. of Claims Paid | Amount Paid |
|--------------------------------|--------------------|----------------------------|
| 1. \$0.01 - \$5,000.00 | 6,640 | \$ 18,361,400.00 |
| 2. \$5,000.01 - \$10,000.00 | 5,393 | \$ 40,724,900.00 |
| 3. \$10,000.01 - \$25,000.00 | 7,930 | \$ 133,936,700.00 |
| 4. \$25,000.01 - \$100,000.00 | 8,634 | \$ 440,134,300.00 |
| 5. \$100,000.01 - \$500,000.00 | 1,896 | \$ 344,424,200.00 |
| 6. Over \$500,000.00 | 49 | \$ 78,398,876.00 |
| Total to Date | 30,542 | \$ 1,055,980,376.00 |



GCCF Program Statistics - Overall Summary
(as of November 16, 2010, 5:05 PM ET)

Emergency Advance Claim Counts by Category
(Claimants may have more than one Claim Type)

| Claims for Emergency Advance Payment | Claims Submitted | No. of Claims Paid | Amount Paid |
|---|------------------|--------------------|----------------------------|
| 1. Removal and Clean Up Costs | 2,753 | 0 | \$ - |
| 2. Real or Personal Property | 7,201 | 81 | \$ 644,863.38 |
| 3. Lost Earnings or Profits | 374,580 | 114,292 | \$ 1,843,947,791.00 |
| 4. Loss of Subsistence Use of Natural Resources | 26,032 | 5 | \$ 13,000.00 |
| 5. Physical Injury / Death | 7,976 | 18 | \$ 14,336.50 |
| Total to Date | 418,542 | 114,396 | \$ 1,844,619,990.88 |




GCCCF Program Statistics - Overall Summary

(as of November 16, 2010, 5:05 PM ET)

Final Payment Claim Counts by Category

(Claimants may have more than one Claim Type)

| Claims Seeking Final Payment | Claims Submitted | No. of Claims Paid | Amount Paid |
|---|------------------|--------------------|-------------|
| 1. Removal and Clean Up Costs | 378 | 0 | \$ - |
| 2. Real or Personal Property | 1,548 | 0 | \$ - |
| 3. Lost Earnings or Profits | 17,583 | 0 | \$ - |
| 4. Loss of Subsistence Use of Natural Resources | 1,995 | 0 | \$ - |
| 5. Physical Injury / Death | 515 | 0 | \$ - |
| Total to Date | 22,019 | 0 | \$ - |



Amount Paid to Final Claims (by Category)

No data to chart yet

GCCF Program Statistics - Overall Summary

(as of November 16, 2010, 5:05 PM ET)

Claims by Category and Amount

(Claimants may have more than one Claim Type)

| Claims by Category and Amount | No. of Claims Paid | Amount Paid |
|--------------------------------------|--------------------|----------------------------|
| 1. Removal and Clean Up Costs | | |
| a. \$0.01 - \$5,000.00 | 0 | \$ - |
| b. \$5,000.01 - \$10,000.00 | 0 | \$ - |
| c. \$10,000.01 - \$25,000.00 | 0 | \$ - |
| d. \$25,000.01 - \$100,000.00 | 0 | \$ - |
| e. \$100,000.01 - \$500,000.00 | 0 | \$ - |
| f. Over \$500,000.00 | 0 | \$ - |
| Sub-Total to Date | 0 | \$ - |
| 2. Real or Personal Property | | |
| a. \$0.01 - \$5,000.00 | 53 | \$ 105,900.00 |
| b. \$5,000.01 - \$10,000.00 | 15 | \$ 102,700.00 |
| c. \$10,000.01 - \$25,000.00 | 8 | \$ 125,700.00 |
| d. \$25,000.01 - \$100,000.00 | 4 | \$ 134,463.38 |
| e. \$100,000.01 - \$500,000.00 | 1 | \$ 176,100.00 |
| f. Over \$500,000.00 | 0 | \$ - |
| Sub-Total to Date | 81 | \$ 644,863.38 |
| 3. Lost Earnings or Profits | | |
| a. \$0.01 - \$5,000.00 | 37,235 | \$ 108,768,300.00 |
| b. \$5,000.01 - \$10,000.00 | 31,484 | \$ 237,534,400.00 |
| c. \$10,000.01 - \$25,000.00 | 30,964 | \$ 489,571,050.00 |
| d. \$25,000.01 - \$100,000.00 | 12,642 | \$ 582,455,665.00 |
| e. \$100,000.01 - \$500,000.00 | 1,918 | \$ 347,219,500.00 |
| f. Over \$500,000.00 | 49 | \$ 78,398,876.00 |
| Sub-Total to Date | 114,292 | \$ 1,843,947,791.00 |

GCCF Program Statistics - Overall Summary
(as of November 16, 2010, 5:05 PM ET)

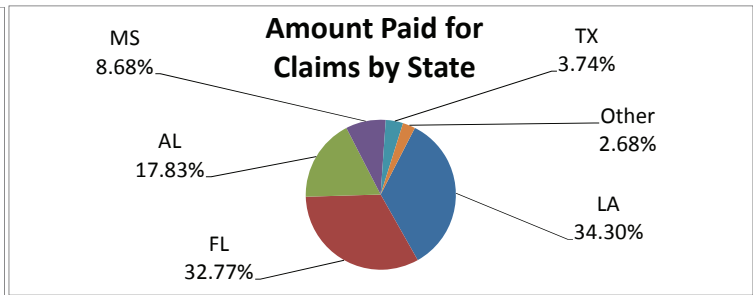
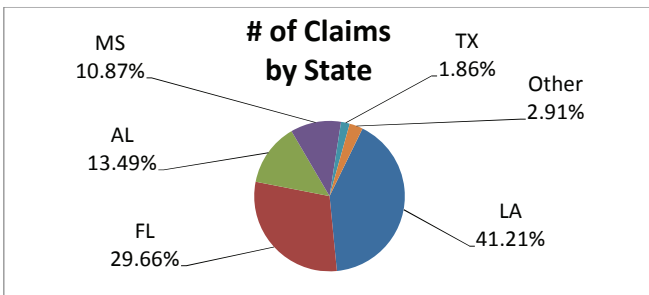
Claims by Category and Amount
(Claimants may have more than one Claim Type)

| Claims by Category and Amount | No. of Claims Paid | Amount Paid |
|--|--------------------|----------------------------|
| 4. Loss of Subsistence Use of Natural Resources | | |
| a. \$0.01 - \$5,000.00 | 5 | \$ 13,000.00 |
| b. \$5,000.01 - \$10,000.00 | 0 | \$ - |
| c. \$10,000.01 - \$25,000.00 | 0 | \$ - |
| d. \$25,000.01 - \$100,000.00 | 0 | \$ - |
| e. \$100,000.01 - \$500,000.00 | 0 | \$ - |
| f. Over \$500,000.00 | 0 | \$ - |
| Sub-Total to Date | 5 | \$ 13,000.00 |
| 5. Physical Injury / Death | | |
| a. \$0.01 - \$5,000.00 | 18 | \$ 14,336.50 |
| b. \$5,000.01 - \$10,000.00 | 0 | \$ - |
| c. \$10,000.01 - \$25,000.00 | 0 | \$ - |
| d. \$25,000.01 - \$100,000.00 | 0 | \$ - |
| e. \$100,000.01 - \$500,000.00 | 0 | \$ - |
| f. Over \$500,000.00 | 0 | \$ - |
| Sub-Total to Date | 18 | \$ 14,336.50 |
| 6. Other Claims | | |
| a. \$0.01 - \$5,000.00 | 0 | \$ - |
| b. \$5,000.01 - \$10,000.00 | 0 | \$ - |
| c. \$10,000.01 - \$25,000.00 | 0 | \$ - |
| d. \$25,000.01 - \$100,000.00 | 0 | \$ - |
| e. \$100,000.01 - \$500,000.00 | 0 | \$ - |
| f. Over \$500,000.00 | 0 | \$ - |
| Sub-Total to Date | 0 | \$ - |
| Total to Date | 114,396 | \$ 1,844,619,990.88 |

GCCCF Program Statistics - Overall Summary (as of November 16, 2010, 5:05 PM ET)

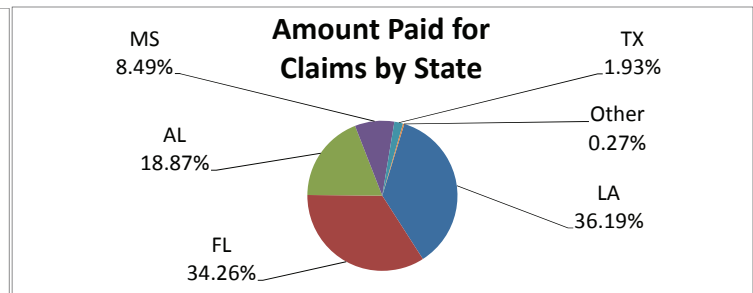
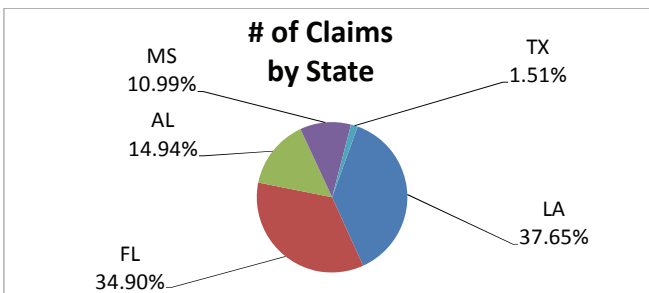
Claims by State of Residence (Claimants may have more than one Claim Type)

| Claim State of Residence | Claims Submitted | No. of Claims Paid | Amount Paid |
|--------------------------|------------------|--------------------|----------------------------|
| Louisiana | 181,559 | 39,144 | \$ 632,761,150.00 |
| Florida | 130,673 | 40,029 | \$ 604,417,676.00 |
| Alabama | 59,415 | 18,405 | \$ 328,961,928.38 |
| Mississippi | 47,903 | 10,393 | \$ 160,158,636.50 |
| Texas | 8,212 | 2,019 | \$ 68,937,200.00 |
| Others | 12,799 | 4,406 | \$ 49,383,400.00 |
| Total to Date | 440,561 | 114,396 | \$ 1,844,619,990.88 |



Claims by State of Loss (Claimants may have more than one Claim Type)

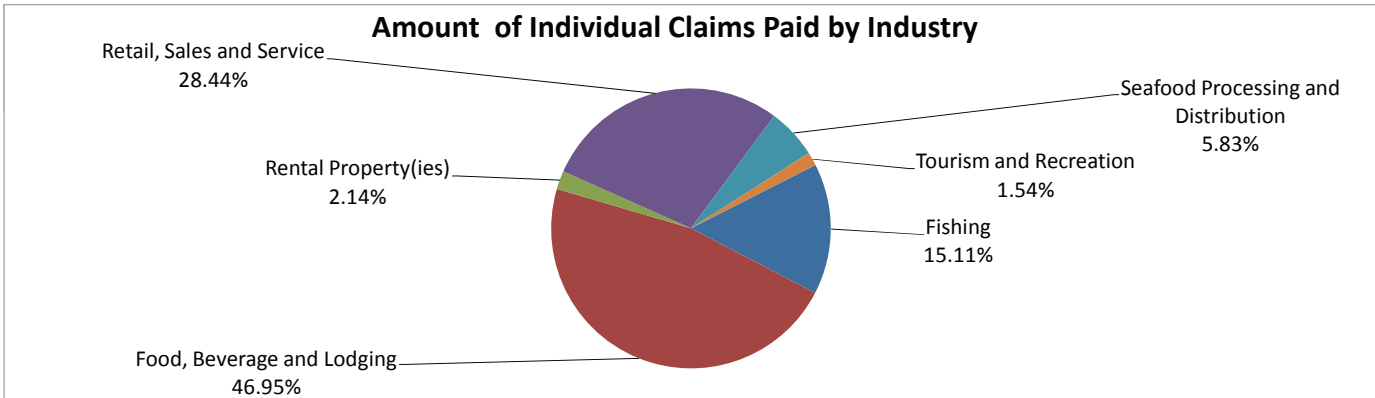
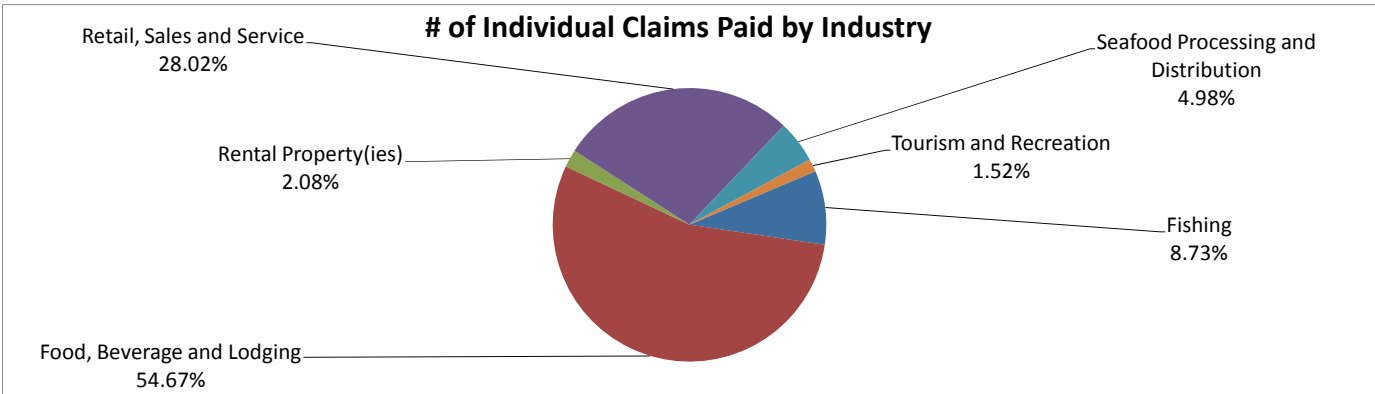
| Claim State of Loss | Claims Submitted | No. of Claims Paid | Amount Paid |
|---|------------------|--------------------|----------------------------|
| Louisiana | 92,017 | 39,621 | \$ 667,546,015.00 |
| Florida | 85,313 | 43,120 | \$ 631,964,076.00 |
| Alabama | 36,523 | 19,950 | \$ 348,067,900.00 |
| Mississippi | 26,873 | 10,028 | \$ 156,523,800.00 |
| Texas | 3,693 | 1,408 | \$ 35,569,900.00 |
| Other State / Pending Location Verification | | 269 | \$ 4,948,299.88 |
| Total to Date | | 114,396 | \$ 1,844,619,990.88 |



GCCF Program Statistics - Overall Summary
(as of November 16, 2010, 5:05 PM ET)

Individual Lost Earnings or Profits Claims Paid by Industry
(Claimants may have more than one Claim Type)

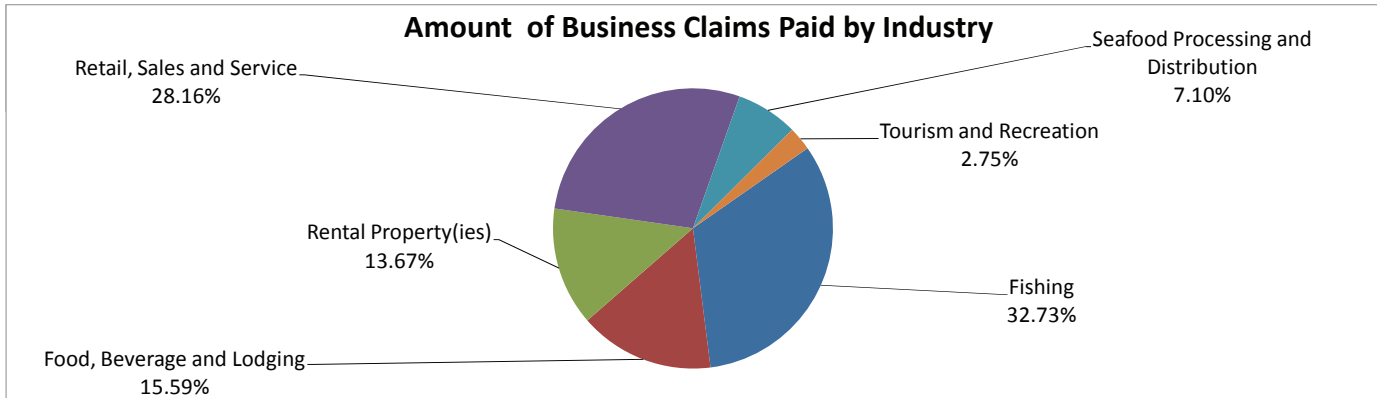
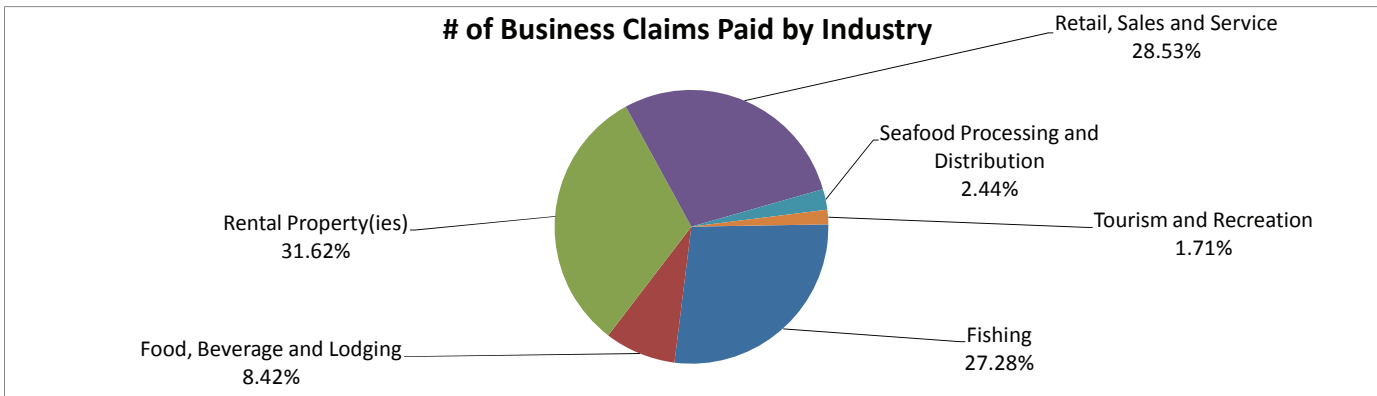
| Claims by Amount | No. of Claims Paid | Amount Paid |
|-------------------------------------|--------------------|--------------------------|
| Fishing | 7,314 | \$ 119,099,800.00 |
| Food, Beverage and Lodging | 45,799 | \$ 370,120,800.00 |
| Rental Property(ies) | 1,745 | \$ 16,835,300.00 |
| Retail, Sales and Service | 23,476 | \$ 224,191,500.00 |
| Seafood Processing and Distribution | 4,168 | \$ 45,994,615.00 |
| Tourism and Recreation | 1,276 | \$ 12,126,300.00 |
| Total to Date | 83,778 | \$ 788,368,315.00 |




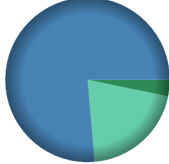



GCCF Program Statistics - Overall Summary
(as of November 16, 2010, 5:05 PM ET)

Business Lost Earnings or Profits Claims Paid by Industry
(Claimants may have more than one Claim Type)

| Claims by Amount | No. of Claims Paid | Amount Paid |
|-------------------------------------|--------------------|----------------------------|
| Fishing | 8,324 | \$ 345,473,200.00 |
| Food, Beverage and Lodging | 2,568 | \$ 164,563,200.00 |
| Rental Property(ies) | 9,649 | \$ 144,319,176.00 |
| Retail, Sales and Service | 8,705 | \$ 297,263,100.00 |
| Seafood Processing and Distribution | 745 | \$ 74,973,000.00 |
| Tourism and Recreation | 523 | \$ 28,987,800.00 |
| Total to Date | 30,514 | \$ 1,055,579,476.00 |





GCCF Program Statistics - Overall Summary (as of November 16, 2010, 5:05 PM ET)

| County Name | Residents | Claimant Type | Claims Paid | Amount Paid | Payments in County |
|--------------------------|---------------|-----------------------------|--------------------|---------------------|---|
| Autauga (Alabama) | 41 | <u>Claimant Type</u> | <u>Claims Paid</u> | <u>Amount Paid</u> | Payments in County  <ul style="list-style-type: none"> ■ Resident ■ Both |
| | | Resident of County | 11 | \$92,200.00 | |
| | | Resident and Loss in County | 1 | \$2,300.00 | |
| | | Totals: | 12 | \$94,500.00 | |
| Baldwin (Alabama) | 23,306 | <u>Claimant Type</u> | <u>Claims Paid</u> | <u>Amount Paid</u> | Payments in County  <ul style="list-style-type: none"> ■ Resident ■ Loss ■ Both |
| | | Resident of County | 491 | \$7,702,363.38 | |
| | | Resident and Loss in County | 8,693 | \$181,669,700.00 | |
| | | Claim Loss in County | 4,026 | \$48,458,000.00 | |
| Totals: | 13,210 | \$237,830,063.38 | | | |
| Barbour (Alabama) | 14 | <u>Claimant Type</u> | <u>Claims Paid</u> | <u>Amount Paid</u> | Payments in County  <ul style="list-style-type: none"> ■ Resident ■ Both |
| | | Resident of County | 2 | \$25,600.00 | |
| | | Resident and Loss in County | 2 | \$91,300.00 | |
| | | Totals: | 4 | \$116,900.00 | |
| Bibb (Alabama) | 10 | <u>Claimant Type</u> | <u>Claims Paid</u> | <u>Amount Paid</u> | Payments in County  <ul style="list-style-type: none"> ■ Resident |
| | | Resident of County | 6 | \$25,400.00 | |
| | | Totals: | 6 | \$25,400.00 | |
| Blount (Alabama) | 10 | <u>Claimant Type</u> | <u>Claims Paid</u> | <u>Amount Paid</u> | Payments in County  <ul style="list-style-type: none"> ■ Resident |
| | | Resident of County | 3 | \$14,200.00 | |
| | | Totals: | 3 | \$14,200.00 | |

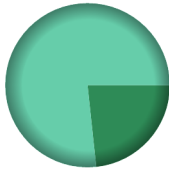

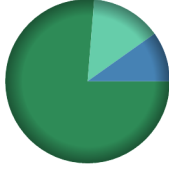

GCCF Program Statistics - Overall Summary

(as of November 16, 2010, 5:05 PM ET)



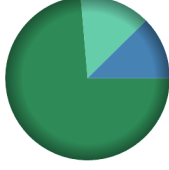
| County (Alabama) | Total Claims | Claimant Type | Claims Paid | Amount Paid | Payments in County |
|---------------------------|--------------|-----------------------------|--------------------|---------------------|---|
| Bullock (Alabama) | 7 | <u>Claimant Type</u> | <u>Claims Paid</u> | <u>Amount Paid</u> | Payments in County  <ul style="list-style-type: none"> Resident |
| | | Resident of County | 1 | \$16,000.00 | |
| | | Totals: | 1 | \$16,000.00 | |
| Butler (Alabama) | 28 | <u>Claimant Type</u> | <u>Claims Paid</u> | <u>Amount Paid</u> | Payments in County  <ul style="list-style-type: none"> Resident Loss Both |
| | | Resident of County | 4 | \$34,800.00 | |
| | | Resident and Loss in County | 1 | \$5,400.00 | |
| | | Claim Loss in County | 2 | \$129,200.00 | |
| Totals: | 7 | \$169,400.00 | | | |
| Calhoun (Alabama) | 78 | <u>Claimant Type</u> | <u>Claims Paid</u> | <u>Amount Paid</u> | Payments in County  <ul style="list-style-type: none"> Resident |
| | | Resident of County | 20 | \$200,200.00 | |
| | | Totals: | 20 | \$200,200.00 | |
| Chambers (Alabama) | 11 | <u>Claimant Type</u> | <u>Claims Paid</u> | <u>Amount Paid</u> | Payments in County  <ul style="list-style-type: none"> Resident |
| | | Resident of County | 2 | \$27,000.00 | |
| | | Totals: | 2 | \$27,000.00 | |
| Cherokee (Alabama) | 7 | <u>Claimant Type</u> | <u>Claims Paid</u> | <u>Amount Paid</u> | Payments in County  <ul style="list-style-type: none"> Resident |
| | | Resident of County | 5 | \$43,100.00 | |
| | | Totals: | 5 | \$43,100.00 | |

GCCF Program Statistics - Overall Summary

(as of November 16, 2010, 5:05 PM ET)

| County (Alabama) | Total Claims | Claimant Type | Claims Paid | Amount Paid | Payments in County | |
|---------------------------|--------------|-----------------------------|--------------------|---------------------|--|----------|
| Chilton (Alabama) | 18 | <u>Claimant Type</u> | <u>Claims Paid</u> | <u>Amount Paid</u> | Payments in County  | |
| | | Resident of County | 3 | \$24,300.00 | | Resident |
| | | Resident and Loss in County | 2 | \$79,900.00 | | Both |
| | | Totals: | 5 | \$104,200.00 | | |
| Choctaw (Alabama) | 27 | <u>Claimant Type</u> | <u>Claims Paid</u> | <u>Amount Paid</u> | Payments in County  | |
| | | Resident of County | 2 | \$11,000.00 | | Resident |
| | | Resident and Loss in County | 1 | \$68,400.00 | | Both |
| | | Totals: | 3 | \$79,400.00 | | |
| Clarke (Alabama) | 206 | <u>Claimant Type</u> | <u>Claims Paid</u> | <u>Amount Paid</u> | Payments in County  | |
| | | Resident of County | 29 | \$275,800.00 | | Resident |
| | | Resident and Loss in County | 4 | \$35,600.00 | | Loss |
| | | Claim Loss in County | 4 | \$50,100.00 | | Both |
| Totals: | 37 | \$361,500.00 | | | | |
| Clay (Alabama) | 7 | <u>Claimant Type</u> | <u>Claims Paid</u> | <u>Amount Paid</u> | Payments in County  | |
| | | Resident of County | 4 | \$55,200.00 | | Resident |
| | | Totals: | 4 | \$55,200.00 | | |
| Cleburne (Alabama) | 3 | <u>Claimant Type</u> | <u>Claims Paid</u> | <u>Amount Paid</u> | Payments in County  | |
| | | Resident of County | 1 | \$3,000.00 | | Resident |
| | | Totals: | 1 | \$3,000.00 | | |

GCCF Program Statistics - Overall Summary (as of November 16, 2010, 5:05 PM ET)


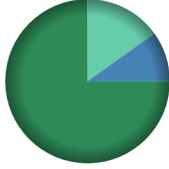



| County (Alabama) | Total Claims | Claimant Type | Claims Paid | Amount Paid | Payments in County |
|----------------------------|--------------|-----------------------------|--------------------|----------------------|--|
| Coffee (Alabama) | 45 | <u>Claimant Type</u> | <u>Claims Paid</u> | <u>Amount Paid</u> | Payments in County  <ul style="list-style-type: none"> ■ Resident ■ Both |
| | | Resident of County | 8 | \$79,000.00 | |
| | | Resident and Loss in County | 1 | \$3,000.00 | |
| | | Totals: | 9 | \$82,000.00 | |
| Colbert (Alabama) | 40 | <u>Claimant Type</u> | <u>Claims Paid</u> | <u>Amount Paid</u> | Payments in County  <ul style="list-style-type: none"> ■ Resident |
| | | Resident of County | 24 | \$240,200.00 | |
| | | Totals: | 24 | \$240,200.00 | |
| | | Conecuh (Alabama) | 25 | <u>Claimant Type</u> | |
| Resident of County | 5 | | | \$51,700.00 | |
| Totals: | 5 | | | \$51,700.00 | |
| Coosa (Alabama) | 5 | | | <u>Claimant Type</u> | <u>Claims Paid</u> |
| | | Resident of County | 3 | \$18,600.00 | |
| | | Resident and Loss in County | 1 | \$150,000.00 | |
| | | Totals: | 4 | \$168,600.00 | |
| Covington (Alabama) | 98 | <u>Claimant Type</u> | <u>Claims Paid</u> | <u>Amount Paid</u> | Payments in County  <ul style="list-style-type: none"> ■ Resident ■ Loss ■ Both |
| | | Resident of County | 28 | \$580,200.00 | |
| | | Resident and Loss in County | 3 | \$97,800.00 | |
| | | Claim Loss in County | 2 | \$109,500.00 | |
| | | Totals: | 33 | \$787,500.00 | |

GCCF Program Statistics - Overall Summary

(as of November 16, 2010, 5:05 PM ET)

| County (Alabama) | Total Claims | Claimant Type | Claims Paid | Amount Paid | Payments in County |
|---------------------------|--------------|-----------------------------|--------------------|---------------------|--------------------|
| Crenshaw (Alabama) | 18 | <u>Claimant Type</u> | <u>Claims Paid</u> | <u>Amount Paid</u> | |
| | | Resident of County | 1 | \$2,100.00 | |
| | | Resident and Loss in County | 1 | \$1,500.00 | |
| | | Claim Loss in County | 1 | \$4,000.00 | |
| Totals: | 3 | \$7,600.00 | | | |
| Cullman (Alabama) | 54 | <u>Claimant Type</u> | <u>Claims Paid</u> | <u>Amount Paid</u> | |
| | | Resident of County | 37 | \$352,300.00 | |
| | | Totals: | 37 | \$352,300.00 | |
| Dale (Alabama) | 46 | <u>Claimant Type</u> | <u>Claims Paid</u> | <u>Amount Paid</u> | |
| | | Resident of County | 9 | \$70,100.00 | |
| | | Resident and Loss in County | 1 | \$37,600.00 | |
| | | Totals: | 10 | \$107,700.00 | |
| Dallas (Alabama) | 48 | <u>Claimant Type</u> | <u>Claims Paid</u> | <u>Amount Paid</u> | |
| | | Resident of County | 10 | \$108,600.00 | |
| | | Resident and Loss in County | 1 | \$15,000.00 | |
| | | Totals: | 11 | \$123,600.00 | |
| Dekalb (Alabama) | 21 | <u>Claimant Type</u> | <u>Claims Paid</u> | <u>Amount Paid</u> | |
| | | Resident of County | 14 | \$146,700.00 | |
| | | Claim Loss in County | 1 | \$10,800.00 | |
| | | Totals: | 15 | \$157,500.00 | |

GCCF Program Statistics - Overall Summary (as of November 16, 2010, 5:05 PM ET)

| County (Alabama) | Total Claims | Claimant Type | Claims Paid | Amount Paid | Payments in County |
|---------------------------|--------------|-----------------------------|--------------------|---------------------|--|
| Elmore (Alabama) | 56 | <u>Claimant Type</u> | <u>Claims Paid</u> | <u>Amount Paid</u> | Payments in County  <ul style="list-style-type: none"> ■ Resident ■ Both |
| | | Resident of County | 21 | \$231,100.00 | |
| | | Resident and Loss in County | 1 | \$19,200.00 | |
| | | Totals: | 22 | \$250,300.00 | |
| Escambia (Alabama) | 311 | <u>Claimant Type</u> | <u>Claims Paid</u> | <u>Amount Paid</u> | Payments in County  <ul style="list-style-type: none"> ■ Resident ■ Loss ■ Both |
| | | Resident of County | 49 | \$695,400.00 | |
| | | Resident and Loss in County | 8 | \$91,700.00 | |
| | | Claim Loss in County | 8 | \$140,500.00 | |
| Totals: | 65 | \$927,600.00 | | | |
| Etowah (Alabama) | 69 | <u>Claimant Type</u> | <u>Claims Paid</u> | <u>Amount Paid</u> | Payments in County  <ul style="list-style-type: none"> ■ Resident |
| | | Resident of County | 32 | \$482,200.00 | |
| | | Totals: | 32 | \$482,200.00 | |
| Fayette (Alabama) | 13 | <u>Claimant Type</u> | <u>Claims Paid</u> | <u>Amount Paid</u> | Payments in County  <ul style="list-style-type: none"> ■ Resident |
| | | Resident of County | 11 | \$71,300.00 | |
| | | Totals: | 11 | \$71,300.00 | |
| Franklin (Alabama) | 8 | <u>Claimant Type</u> | <u>Claims Paid</u> | <u>Amount Paid</u> | Payments in County  <ul style="list-style-type: none"> ■ Resident |
| | | Resident of County | 7 | \$65,900.00 | |
| | | Totals: | 7 | \$65,900.00 | |

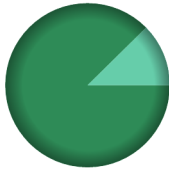




GCCF Program Statistics - Overall Summary

(as of November 16, 2010, 5:05 PM ET)






| County (Alabama) | Total Claims | Claimant Type | Claims Paid | Amount Paid | Payments in County |
|-------------------|--------------|-----------------------------|--------------------|---------------------|--|
| Geneva (Alabama) | 65 | <u>Claimant Type</u> | <u>Claims Paid</u> | <u>Amount Paid</u> | Payments in County  <ul style="list-style-type: none"> Resident |
| | | Resident of County | 16 | \$149,400.00 | |
| | | Totals: | 16 | \$149,400.00 | |
| Greene (Alabama) | 5 | <u>Claimant Type</u> | <u>Claims Paid</u> | <u>Amount Paid</u> | Payments in County  <ul style="list-style-type: none"> Resident |
| | | Resident of County | 4 | \$22,900.00 | |
| | | Totals: | 4 | \$22,900.00 | |
| Hale (Alabama) | 15 | <u>Claimant Type</u> | <u>Claims Paid</u> | <u>Amount Paid</u> | Payments in County  <ul style="list-style-type: none"> Resident Both |
| | | Resident of County | 8 | \$147,900.00 | |
| | | Resident and Loss in County | 1 | \$100,000.00 | |
| Totals: | 9 | \$247,900.00 | | | |
| Henry (Alabama) | 15 | <u>Claimant Type</u> | <u>Claims Paid</u> | <u>Amount Paid</u> | Payments in County  <ul style="list-style-type: none"> Resident |
| | | Resident of County | 3 | \$15,600.00 | |
| | | Totals: | 3 | \$15,600.00 | |
| Houston (Alabama) | 161 | <u>Claimant Type</u> | <u>Claims Paid</u> | <u>Amount Paid</u> | Payments in County  <ul style="list-style-type: none"> Resident Loss Both |
| | | Resident of County | 33 | \$229,900.00 | |
| | | Resident and Loss in County | 3 | \$205,900.00 | |
| | | Claim Loss in County | 1 | \$6,000.00 | |
| Totals: | 37 | \$441,800.00 | | | |

GCCF Program Statistics - Overall Summary

(as of November 16, 2010, 5:05 PM ET)

| County (Alabama) | Total Claims | Claimant Type | Claims Paid | Amount Paid | Payments in County |
|-----------------------------|--------------|-----------------------------|--------------------|---------------------|--|
| Jackson (Alabama) | 18 | <u>Claimant Type</u> | <u>Claims Paid</u> | <u>Amount Paid</u> | Payments in County  <ul style="list-style-type: none"> ■ Resident ■ Loss |
| | | Resident of County | 9 | \$102,500.00 | |
| | | Claim Loss in County | 1 | \$14,500.00 | |
| | | Totals: | 10 | \$117,000.00 | |
| Jefferson (Alabama) | 684 | <u>Claimant Type</u> | <u>Claims Paid</u> | <u>Amount Paid</u> | Payments in County  <ul style="list-style-type: none"> ■ Resident ■ Loss ■ Both |
| | | Resident of County | 328 | \$3,790,500.00 | |
| | | Resident and Loss in County | 6 | \$107,500.00 | |
| | | Claim Loss in County | 3 | \$55,800.00 | |
| Totals: | 337 | \$3,953,800.00 | | | |
| Lauderdale (Alabama) | 38 | <u>Claimant Type</u> | <u>Claims Paid</u> | <u>Amount Paid</u> | Payments in County  <ul style="list-style-type: none"> ■ Resident |
| | | Resident of County | 16 | \$156,400.00 | |
| | | Totals: | 16 | \$156,400.00 | |
| Lawrence (Alabama) | 6 | <u>Claimant Type</u> | <u>Claims Paid</u> | <u>Amount Paid</u> | Payments in County  <ul style="list-style-type: none"> ■ Resident ■ Loss |
| | | Resident of County | 2 | \$21,200.00 | |
| | | Claim Loss in County | 1 | \$1,400.00 | |
| Totals: | 3 | \$22,600.00 | | | |
| Lee (Alabama) | 102 | <u>Claimant Type</u> | <u>Claims Paid</u> | <u>Amount Paid</u> | Payments in County  <ul style="list-style-type: none"> ■ Resident |
| | | Resident of County | 38 | \$374,600.00 | |
| | | Totals: | 38 | \$374,600.00 | |

GCCF Program Statistics - Overall Summary (as of November 16, 2010, 5:05 PM ET)

| County (Alabama) | Total Claims | Claimant Type | Claims Paid | Amount Paid | Payments in County |
|----------------------------|--------------|-----------------------------|--------------------|---------------------|---|
| Limestone (Alabama) | 45 | <u>Claimant Type</u> | <u>Claims Paid</u> | <u>Amount Paid</u> | Payments in County  <ul style="list-style-type: none"> Resident |
| | | Resident of County | 30 | \$439,100.00 | |
| | | Totals: | 30 | \$439,100.00 | |
| Macon (Alabama) | 6 | <u>Claimant Type</u> | <u>Claims Paid</u> | <u>Amount Paid</u> | Payments in County  <ul style="list-style-type: none"> Resident |
| | | Resident of County | 2 | \$7,500.00 | |
| | | Totals: | 2 | \$7,500.00 | |
| Madison (Alabama) | 290 | <u>Claimant Type</u> | <u>Claims Paid</u> | <u>Amount Paid</u> | Payments in County  <ul style="list-style-type: none"> Resident Loss Both |
| | | Resident of County | 137 | \$1,645,000.00 | |
| | | Resident and Loss in County | 5 | \$56,600.00 | |
| | | Claim Loss in County | 2 | \$4,500.00 | |
| Totals: | 144 | \$1,706,100.00 | | | |
| Marengo (Alabama) | 26 | <u>Claimant Type</u> | <u>Claims Paid</u> | <u>Amount Paid</u> | Payments in County  <ul style="list-style-type: none"> Resident |
| | | Resident of County | 12 | \$87,200.00 | |
| | | Totals: | 12 | \$87,200.00 | |
| Marion (Alabama) | 4 | <u>Claimant Type</u> | <u>Claims Paid</u> | <u>Amount Paid</u> | Payments in County  <ul style="list-style-type: none"> Resident |
| | | Resident of County | 1 | \$1,200.00 | |
| | | Totals: | 1 | \$1,200.00 | |

GCCF Program Statistics - Overall Summary (as of November 16, 2010, 5:05 PM ET)






| County (Alabama) | Total Claims | Claimant Type | Claims Paid | Amount Paid | Payments in County |
|-----------------------------|---------------|-----------------------------|--------------------|---------------------|--|
| Marshall (Alabama) | 50 | <u>Claimant Type</u> | <u>Claims Paid</u> | <u>Amount Paid</u> | <ul style="list-style-type: none"> Resident Both |
| | | Resident of County | 26 | \$321,700.00 | |
| | | Resident and Loss in County | 1 | \$37,200.00 | |
| | | Totals: | 27 | \$358,900.00 | |
| Mobile (Alabama) | 30,632 | <u>Claimant Type</u> | <u>Claims Paid</u> | <u>Amount Paid</u> | <ul style="list-style-type: none"> Resident Loss Both |
| | | Resident of County | 1,032 | \$14,126,965.00 | |
| | | Resident and Loss in County | 6,501 | \$103,824,200.00 | |
| | | Claim Loss in County | 619 | \$11,503,900.00 | |
| Totals: | 8,152 | \$129,455,065.00 | | | |
| Monroe (Alabama) | 115 | <u>Claimant Type</u> | <u>Claims Paid</u> | <u>Amount Paid</u> | <ul style="list-style-type: none"> Resident Both |
| | | Resident of County | 39 | \$625,000.00 | |
| | | Resident and Loss in County | 11 | \$145,400.00 | |
| | | Totals: | 50 | \$770,400.00 | |
| Montgomery (Alabama) | 281 | <u>Claimant Type</u> | <u>Claims Paid</u> | <u>Amount Paid</u> | <ul style="list-style-type: none"> Resident Loss Both |
| | | Resident of County | 97 | \$1,903,900.00 | |
| | | Resident and Loss in County | 8 | \$340,500.00 | |
| | | Claim Loss in County | 1 | \$1,200.00 | |
| Totals: | 106 | \$2,245,600.00 | | | |
| Morgan (Alabama) | 85 | <u>Claimant Type</u> | <u>Claims Paid</u> | <u>Amount Paid</u> | <ul style="list-style-type: none"> Resident Both |
| | | Resident of County | 50 | \$539,800.00 | |
| | | Resident and Loss in County | 1 | \$2,400.00 | |
| | | Totals: | 51 | \$542,200.00 | |

GCCF Program Statistics - Overall Summary



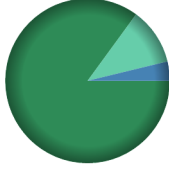
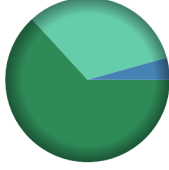
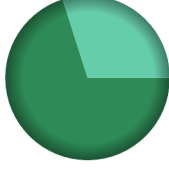
(as of November 16, 2010, 5:05 PM ET)

| County (Alabama) | Total Claims | Claimant Type | Claims Paid | Amount Paid | Payments in County |
|--------------------|--------------|----------------------|--------------------|--------------------|--|
| Perry (Alabama) | 3 | <u>Claimant Type</u> | <u>Claims Paid</u> | <u>Amount Paid</u> | Payments in County  Loss |
| | | Claim Loss in County | 1 | \$35,000.00 | |
| | | Totals: | 1 | \$35,000.00 | |
| Pickens (Alabama) | 11 | <u>Claimant Type</u> | <u>Claims Paid</u> | <u>Amount Paid</u> | Payments in County  Resident |
| | | Resident of County | 5 | \$74,500.00 | |
| | | Totals: | 5 | \$74,500.00 | |
| Pike (Alabama) | 39 | <u>Claimant Type</u> | <u>Claims Paid</u> | <u>Amount Paid</u> | Payments in County  Resident |
| | | Resident of County | 6 | \$44,100.00 | |
| | | Totals: | 6 | \$44,100.00 | |
| Randolph (Alabama) | 7 | <u>Claimant Type</u> | <u>Claims Paid</u> | <u>Amount Paid</u> | Payments in County  Resident |
| | | Resident of County | 4 | \$50,300.00 | |
| | | Totals: | 4 | \$50,300.00 | |
| Russell (Alabama) | 27 | <u>Claimant Type</u> | <u>Claims Paid</u> | <u>Amount Paid</u> | Payments in County  Resident |
| | | Resident of County | 4 | \$42,200.00 | |
| | | Totals: | 4 | \$42,200.00 | |

GCCF Program Statistics - Overall Summary (as of November 16, 2010, 5:05 PM ET)


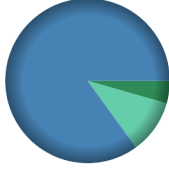
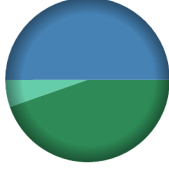
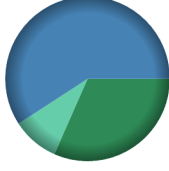
| County (Alabama) | Total Claims | Claimant Type | Claims Paid | Amount Paid | Payments in County |
|-----------------------------|--------------|-----------------------------|--------------------|---------------------|--|
| Shelby (Alabama) | 250 | <u>Claimant Type</u> | <u>Claims Paid</u> | <u>Amount Paid</u> | Payments in County  <ul style="list-style-type: none"> ■ Resident ■ Loss ■ Both |
| | | Resident of County | 124 | \$1,387,800.00 | |
| | | Resident and Loss in County | 2 | \$23,500.00 | |
| | | Claim Loss in County | 1 | \$28,800.00 | |
| Totals: | 127 | \$1,440,100.00 | | | |
| St. Clair (Alabama) | 47 | <u>Claimant Type</u> | <u>Claims Paid</u> | <u>Amount Paid</u> | Payments in County  <ul style="list-style-type: none"> ■ Resident |
| | | Resident of County | 24 | \$333,000.00 | |
| | | Totals: | 24 | \$333,000.00 | |
| Sumter (Alabama) | 7 | <u>Claimant Type</u> | <u>Claims Paid</u> | <u>Amount Paid</u> | Payments in County  <ul style="list-style-type: none"> ■ Resident |
| | | Resident of County | 1 | \$46,200.00 | |
| | | Totals: | 1 | \$46,200.00 | |
| Talladega (Alabama) | 47 | <u>Claimant Type</u> | <u>Claims Paid</u> | <u>Amount Paid</u> | Payments in County  <ul style="list-style-type: none"> ■ Resident |
| | | Resident of County | 23 | \$136,600.00 | |
| | | Totals: | 23 | \$136,600.00 | |
| Tallapoosa (Alabama) | 26 | <u>Claimant Type</u> | <u>Claims Paid</u> | <u>Amount Paid</u> | Payments in County  <ul style="list-style-type: none"> ■ Resident |
| | | Resident of County | 10 | \$65,300.00 | |
| | | Totals: | 10 | \$65,300.00 | |

GCCF Program Statistics - Overall Summary (as of November 16, 2010, 5:05 PM ET)

| County (Alabama) | Total Claims | Claimant Type | Claims Paid | Amount Paid | Payments in County |
|-----------------------------|--------------|-----------------------------|--------------------|-----------------------|---|
| Tuscaloosa (Alabama) | 243 | <u>Claimant Type</u> | <u>Claims Paid</u> | <u>Amount Paid</u> |  <ul style="list-style-type: none"> ■ Resident ■ Loss ■ Both |
| | | Resident of County | 119 | \$1,100,000.00 | |
| | | Resident and Loss in County | 2 | \$22,000.00 | |
| | | Claim Loss in County | 2 | \$49,000.00 | |
| Totals: | 123 | \$1,171,000.00 | | | |
| Unknown (Alabama) | 117 | <u>Claimant Type</u> | <u>Claims Paid</u> | <u>Amount Paid</u> |  <ul style="list-style-type: none"> ■ Resident |
| | | Resident of County | 40 | \$1,123,900.00 | |
| | | Totals: | 40 | \$1,123,900.00 | |
| Walker (Alabama) | 39 | <u>Claimant Type</u> | <u>Claims Paid</u> | <u>Amount Paid</u> |  <ul style="list-style-type: none"> ■ Resident ■ Loss ■ Both |
| | | Resident of County | 17 | \$213,200.00 | |
| | | Resident and Loss in County | 1 | \$9,500.00 | |
| | | Claim Loss in County | 2 | \$28,000.00 | |
| Totals: | 20 | \$250,700.00 | | | |
| Washington (Alabama) | 241 | <u>Claimant Type</u> | <u>Claims Paid</u> | <u>Amount Paid</u> |  <ul style="list-style-type: none"> ■ Resident ■ Loss ■ Both |
| | | Resident of County | 19 | \$219,100.00 | |
| | | Resident and Loss in County | 1 | \$15,000.00 | |
| | | Claim Loss in County | 5 | \$112,600.00 | |
| Totals: | 25 | \$346,700.00 | | | |
| Wilcox (Alabama) | 50 | <u>Claimant Type</u> | <u>Claims Paid</u> | <u>Amount Paid</u> |  <ul style="list-style-type: none"> ■ Resident ■ Both |
| | | Resident of County | 11 | \$157,000.00 | |
| | | Resident and Loss in County | 3 | \$67,000.00 | |
| Totals: | 14 | \$224,000.00 | | | |

GCCF Program Statistics - Overall Summary

(as of November 16, 2010, 5:05 PM ET)

| County | Total Claims | Claimant Type | Claims Paid | Amount Paid | Payments in County |
|-----------------------------|---------------|-----------------------------|--------------------|----------------------|---|
| Winston (Alabama) | 14 | <u>Claimant Type</u> | <u>Claims Paid</u> | <u>Amount Paid</u> | Payments in County  <ul style="list-style-type: none"> Resident |
| | | Resident of County | 5 | \$189,800.00 | |
| | | Totals: | 5 | \$189,800.00 | |
| | | Aachua (Florida) | 101 | <u>Claimant Type</u> | |
| Resident of County | 20 | | | \$156,500.00 | |
| Resident and Loss in County | 5 | | | \$145,600.00 | |
| Claim Loss in County | 1 | | | \$12,000.00 | |
| Totals: | 26 | \$314,100.00 | | | |
| Bay (Florida) | 30,160 | <u>Claimant Type</u> | <u>Claims Paid</u> | <u>Amount Paid</u> | Payments in County  <ul style="list-style-type: none"> Resident Loss Both |
| | | Resident of County | 579 | \$6,823,700.00 | |
| | | Resident and Loss in County | 9,828 | \$131,140,476.00 | |
| | | Claim Loss in County | 1,585 | \$16,295,500.00 | |
| Totals: | 11,992 | \$154,259,676.00 | | | |
| Brevard (Florida) | 148 | <u>Claimant Type</u> | <u>Claims Paid</u> | <u>Amount Paid</u> | Payments in County  <ul style="list-style-type: none"> Resident Loss Both |
| | | Resident of County | 13 | \$254,100.00 | |
| | | Resident and Loss in County | 8 | \$284,600.00 | |
| | | Claim Loss in County | 2 | \$30,300.00 | |
| Totals: | 23 | \$569,000.00 | | | |
| Broward (Florida) | 767 | <u>Claimant Type</u> | <u>Claims Paid</u> | <u>Amount Paid</u> | Payments in County  <ul style="list-style-type: none"> Resident Loss Both |
| | | Resident of County | 25 | \$813,400.00 | |
| | | Resident and Loss in County | 9 | \$1,522,300.00 | |
| | | Claim Loss in County | 10 | \$237,300.00 | |
| Totals: | 44 | \$2,573,000.00 | | | |

GCCF Program Statistics - Overall Summary

(as of November 16, 2010, 5:05 PM ET)

| County (Florida) | Total Claims | Claimant Type | Claims Paid | Amount Paid | Payments in County |
|----------------------------|---------------|-----------------------------|--------------------|------------------------|--|
| Calhoun (Florida) | 172 | <u>Claimant Type</u> | <u>Claims Paid</u> | <u>Amount Paid</u> | <p>Payments in County</p> <ul style="list-style-type: none"> Resident Loss Both |
| | | Resident of County | 26 | \$285,600.00 | |
| | | Resident and Loss in County | 1 | \$6,000.00 | |
| | | Claim Loss in County | 1 | \$4,200.00 | |
| | | Totals: | 28 | \$295,800.00 | |
| Charlotte (Florida) | 270 | <u>Claimant Type</u> | <u>Claims Paid</u> | <u>Amount Paid</u> | <p>Payments in County</p> <ul style="list-style-type: none"> Resident Loss Both |
| | | Resident of County | 8 | \$109,000.00 | |
| | | Resident and Loss in County | 25 | \$948,700.00 | |
| | | Claim Loss in County | 9 | \$71,400.00 | |
| | | Totals: | 42 | \$1,129,100.00 | |
| Citrus (Florida) | 245 | <u>Claimant Type</u> | <u>Claims Paid</u> | <u>Amount Paid</u> | <p>Payments in County</p> <ul style="list-style-type: none"> Resident Loss Both |
| | | Resident of County | 24 | \$411,000.00 | |
| | | Resident and Loss in County | 83 | \$1,357,200.00 | |
| | | Claim Loss in County | 7 | \$162,700.00 | |
| | | Totals: | 114 | \$1,930,900.00 | |
| Clay (Florida) | 60 | <u>Claimant Type</u> | <u>Claims Paid</u> | <u>Amount Paid</u> | <p>Payments in County</p> <ul style="list-style-type: none"> Resident Loss Both |
| | | Resident of County | 5 | \$26,600.00 | |
| | | Resident and Loss in County | 1 | \$125,000.00 | |
| | | Claim Loss in County | 1 | \$18,700.00 | |
| | | Totals: | 7 | \$170,300.00 | |
| Collier (Florida) | 11,087 | <u>Claimant Type</u> | <u>Claims Paid</u> | <u>Amount Paid</u> | <p>Payments in County</p> <ul style="list-style-type: none"> Resident Loss Both |
| | | Resident of County | 55 | \$530,100.00 | |
| | | Resident and Loss in County | 890 | \$9,715,000.00 | |
| | | Claim Loss in County | 27 | \$156,500.00 | |
| | | Totals: | 972 | \$10,401,600.00 | |

GCCF Program Statistics - Overall Summary (as of November 16, 2010, 5:05 PM ET)

| County (Florida) | Total Claims | Claimant Type | Claims Paid | Amount Paid | Payments in County |
|---------------------------|---------------|-----------------------------|--------------------|---------------------|--|
| Columbia (Florida) | 23 | <u>Claimant Type</u> | <u>Claims Paid</u> | <u>Amount Paid</u> | <ul style="list-style-type: none"> Resident Both |
| | | Resident of County | 5 | \$96,700.00 | |
| | | Resident and Loss in County | 1 | \$40,000.00 | |
| | | Totals: | 6 | \$136,700.00 | |
| Dixie (Florida) | 32 | <u>Claimant Type</u> | <u>Claims Paid</u> | <u>Amount Paid</u> | <ul style="list-style-type: none"> Resident Loss Both |
| | | Resident of County | 1 | \$3,000.00 | |
| | | Resident and Loss in County | 12 | \$353,400.00 | |
| | | Claim Loss in County | 4 | \$89,700.00 | |
| Totals: | 17 | \$446,100.00 | | | |
| Duval (Florida) | 388 | <u>Claimant Type</u> | <u>Claims Paid</u> | <u>Amount Paid</u> | <ul style="list-style-type: none"> Resident Loss Both |
| | | Resident of County | 39 | \$654,800.00 | |
| | | Resident and Loss in County | 16 | \$1,194,800.00 | |
| | | Claim Loss in County | 7 | \$136,800.00 | |
| Totals: | 62 | \$1,986,400.00 | | | |
| Escambia (Florida) | 18,210 | <u>Claimant Type</u> | <u>Claims Paid</u> | <u>Amount Paid</u> | <ul style="list-style-type: none"> Resident Loss Both |
| | | Resident of County | 1,644 | \$17,699,100.00 | |
| | | Resident and Loss in County | 4,904 | \$68,270,100.00 | |
| | | Claim Loss in County | 1,146 | \$14,786,900.00 | |
| Totals: | 7,694 | \$100,756,100.00 | | | |
| Flagler (Florida) | 29 | <u>Claimant Type</u> | <u>Claims Paid</u> | <u>Amount Paid</u> | <ul style="list-style-type: none"> Resident |
| | | Resident of County | 2 | \$65,400.00 | |
| | | Totals: | 2 | \$65,400.00 | |

GCCF Program Statistics - Overall Summary

(as of November 16, 2010, 5:05 PM ET)

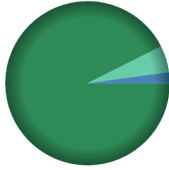


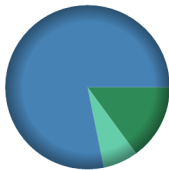
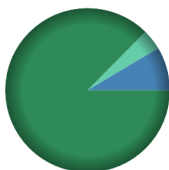
| County (Florida) | Total Claims | Claimant Type | Claims Paid | Amount Paid | Payments in County |
|---------------------------|--------------|-----------------------------|--------------------|------------------------|--|
| Franklin (Florida) | 2,202 | <u>Claimant Type</u> | <u>Claims Paid</u> | <u>Amount Paid</u> | <p>Payments in County</p> <ul style="list-style-type: none"> Resident Loss Both |
| | | Resident of County | 42 | \$474,500.00 | |
| | | Resident and Loss in County | 1,168 | \$13,986,800.00 | |
| | | Claim Loss in County | 132 | \$1,810,000.00 | |
| | | Totals: | 1,342 | \$16,271,300.00 | |
| Gadsden (Florida) | 83 | <u>Claimant Type</u> | <u>Claims Paid</u> | <u>Amount Paid</u> | <p>Payments in County</p> <ul style="list-style-type: none"> Resident Loss Both |
| | | Resident of County | 8 | \$150,900.00 | |
| | | Resident and Loss in County | 2 | \$44,200.00 | |
| | | Claim Loss in County | 1 | \$6,000.00 | |
| | | Totals: | 11 | \$201,100.00 | |
| Gulf (Florida) | 1,675 | <u>Claimant Type</u> | <u>Claims Paid</u> | <u>Amount Paid</u> | <p>Payments in County</p> <ul style="list-style-type: none"> Resident Loss Both |
| | | Resident of County | 114 | \$1,226,200.00 | |
| | | Resident and Loss in County | 439 | \$9,133,400.00 | |
| | | Claim Loss in County | 119 | \$1,465,800.00 | |
| | | Totals: | 672 | \$11,825,400.00 | |
| Hardee (Florida) | 4 | <u>Claimant Type</u> | <u>Claims Paid</u> | <u>Amount Paid</u> | <p>Payments in County</p> <ul style="list-style-type: none"> Resident |
| | | Resident of County | 1 | \$15,000.00 | |
| | | Totals: | 1 | \$15,000.00 | |
| Hendry (Florida) | 85 | <u>Claimant Type</u> | <u>Claims Paid</u> | <u>Amount Paid</u> | <p>Payments in County</p> <ul style="list-style-type: none"> Resident |
| | | Resident of County | 1 | \$24,000.00 | |
| | | Totals: | 1 | \$24,000.00 | |

GCCF Program Statistics - Overall Summary

(as of November 16, 2010, 5:05 PM ET)

| County (Florida) | Total Claims | Claimant Type | Claims Paid | Amount Paid | Payments in County |
|-------------------------------|--------------|-----------------------------|--------------------|--------------------|---|
| Hernando (Florida) | 170 | <u>Claimant Type</u> | <u>Claims Paid</u> | <u>Amount Paid</u> | <ul style="list-style-type: none"> ■ Resident ■ Loss ■ Both |
| | | Resident of County | 22 | \$360,300.00 | |
| | | Resident and Loss in County | 43 | \$1,053,100.00 | |
| | | Claim Loss in County | 17 | \$484,800.00 | |
| Totals: | 82 | \$1,898,200.00 | | | |
| Hillsborough (Florida) | 1,943 | <u>Claimant Type</u> | <u>Claims Paid</u> | <u>Amount Paid</u> | <ul style="list-style-type: none"> ■ Resident ■ Loss ■ Both |
| | | Resident of County | 71 | \$1,018,200.00 | |
| | | Resident and Loss in County | 104 | \$2,249,800.00 | |
| | | Claim Loss in County | 38 | \$611,800.00 | |
| Totals: | 213 | \$3,879,800.00 | | | |
| Holmes (Florida) | 484 | <u>Claimant Type</u> | <u>Claims Paid</u> | <u>Amount Paid</u> | <ul style="list-style-type: none"> ■ Resident ■ Loss ■ Both |
| | | Resident of County | 117 | \$959,300.00 | |
| | | Resident and Loss in County | 25 | \$425,100.00 | |
| | | Claim Loss in County | 6 | \$27,500.00 | |
| Totals: | 148 | \$1,411,900.00 | | | |
| Indian River (Florida) | 72 | <u>Claimant Type</u> | <u>Claims Paid</u> | <u>Amount Paid</u> | <ul style="list-style-type: none"> ■ Loss ■ Both |
| | | Resident and Loss in County | 3 | \$157,000.00 | |
| | | Claim Loss in County | 1 | \$65,000.00 | |
| Totals: | 4 | \$222,000.00 | | | |
| Jackson (Florida) | 402 | <u>Claimant Type</u> | <u>Claims Paid</u> | <u>Amount Paid</u> | <ul style="list-style-type: none"> ■ Resident ■ Loss ■ Both |
| | | Resident of County | 40 | \$553,500.00 | |
| | | Resident and Loss in County | 3 | \$96,000.00 | |
| | | Claim Loss in County | 1 | \$7,900.00 | |
| Totals: | 44 | \$657,400.00 | | | |

GCCF Program Statistics - Overall Summary (as of November 16, 2010, 5:05 PM ET)

| County (Florida) | Total Claims | Claimant Type | Claims Paid | Amount Paid | Payments in County |
|---------------------|--------------|-----------------------------|--------------------|---------------------|---|
| Jefferson (Florida) | 14 | <u>Claimant Type</u> | <u>Claims Paid</u> | <u>Amount Paid</u> |  <ul style="list-style-type: none"> ■ Resident ■ Loss ■ Both |
| | | Resident of County | 4 | \$106,200.00 | |
| | | Resident and Loss in County | 2 | \$2,500.00 | |
| | | Claim Loss in County | 1 | \$6,000.00 | |
| Totals: | 7 | \$114,700.00 | | | |
| Lafayette (Florida) | 6 | <u>Claimant Type</u> | <u>Claims Paid</u> | <u>Amount Paid</u> |  <ul style="list-style-type: none"> ■ Both |
| | | Resident and Loss in County | 1 | \$226,700.00 | |
| | | Totals: | 1 | \$226,700.00 | |
| Lake (Florida) | 68 | <u>Claimant Type</u> | <u>Claims Paid</u> | <u>Amount Paid</u> |  <ul style="list-style-type: none"> ■ Resident ■ Both |
| | | Resident of County | 9 | \$84,100.00 | |
| | | Resident and Loss in County | 5 | \$137,900.00 | |
| | | Totals: | 14 | \$222,000.00 | |
| Lee (Florida) | 4,572 | <u>Claimant Type</u> | <u>Claims Paid</u> | <u>Amount Paid</u> |  <ul style="list-style-type: none"> ■ Resident ■ Loss ■ Both |
| | | Resident of County | 40 | \$696,000.00 | |
| | | Resident and Loss in County | 215 | \$3,643,100.00 | |
| | | Claim Loss in County | 44 | \$320,200.00 | |
| Totals: | 299 | \$4,659,300.00 | | | |
| Leon (Florida) | 610 | <u>Claimant Type</u> | <u>Claims Paid</u> | <u>Amount Paid</u> |  <ul style="list-style-type: none"> ■ Resident ■ Loss ■ Both |
| | | Resident of County | 103 | \$1,906,500.00 | |
| | | Resident and Loss in County | 6 | \$186,600.00 | |
| | | Claim Loss in County | 6 | \$87,800.00 | |
| Totals: | 115 | \$2,180,900.00 | | | |

GCCF Program Statistics - Overall Summary

(as of November 16, 2010, 5:05 PM ET)




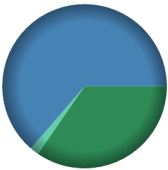
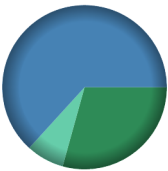
| County (Florida) | Total Claims | Claimant Type | Claims Paid | Amount Paid | Payments in County |
|--------------------------|--------------|-----------------------------|--------------------|-----------------------|--|
| Levy (Florida) | 172 | <u>Claimant Type</u> | <u>Claims Paid</u> | <u>Amount Paid</u> | <p>Payments in County</p> <ul style="list-style-type: none"> Resident Loss Both |
| | | Resident of County | 10 | \$229,300.00 | |
| | | Resident and Loss in County | 72 | \$1,897,000.00 | |
| | | Claim Loss in County | 9 | \$241,100.00 | |
| | | Totals: | 91 | \$2,367,400.00 | |
| Liberty (Florida) | 61 | <u>Claimant Type</u> | <u>Claims Paid</u> | <u>Amount Paid</u> | <p>Payments in County</p> <ul style="list-style-type: none"> Resident Loss Both |
| | | Resident of County | 18 | \$160,000.00 | |
| | | Resident and Loss in County | 3 | \$36,200.00 | |
| | | Claim Loss in County | 2 | \$49,600.00 | |
| | | Totals: | 23 | \$245,800.00 | |
| Madison (Florida) | 11 | <u>Claimant Type</u> | <u>Claims Paid</u> | <u>Amount Paid</u> | <p>Payments in County</p> <ul style="list-style-type: none"> Resident Loss |
| | | Resident of County | 1 | \$2,100.00 | |
| | | Claim Loss in County | 2 | \$21,200.00 | |
| | | Totals: | 3 | \$23,300.00 | |
| Manatee (Florida) | 525 | <u>Claimant Type</u> | <u>Claims Paid</u> | <u>Amount Paid</u> | <p>Payments in County</p> <ul style="list-style-type: none"> Resident Loss Both |
| | | Resident of County | 23 | \$512,600.00 | |
| | | Resident and Loss in County | 52 | \$2,115,600.00 | |
| | | Claim Loss in County | 21 | \$479,000.00 | |
| | | Totals: | 96 | \$3,107,200.00 | |
| Marion (Florida) | 85 | <u>Claimant Type</u> | <u>Claims Paid</u> | <u>Amount Paid</u> | <p>Payments in County</p> <ul style="list-style-type: none"> Resident Loss Both |
| | | Resident of County | 11 | \$136,700.00 | |
| | | Resident and Loss in County | 2 | \$29,100.00 | |
| | | Claim Loss in County | 2 | \$59,800.00 | |
| | | Totals: | 15 | \$225,600.00 | |

GCCF Program Statistics - Overall Summary

(as of November 16, 2010, 5:05 PM ET)

| County (Florida) | Total Claims | Claimant Type | Claims Paid | Amount Paid | Payments in County |
|-----------------------------|---------------|-----------------------------|--------------------|-------------------------|--|
| Martin (Florida) | 37 | <u>Claimant Type</u> | <u>Claims Paid</u> | <u>Amount Paid</u> | <p>Payments in County</p> <ul style="list-style-type: none"> Resident Loss Both |
| | | Resident of County | 2 | \$27,200.00 | |
| | | Resident and Loss in County | 5 | \$109,500.00 | |
| | | Claim Loss in County | 1 | \$33,000.00 | |
| | | Totals: | 8 | \$169,700.00 | |
| Miami-dade (Florida) | 1,979 | <u>Claimant Type</u> | <u>Claims Paid</u> | <u>Amount Paid</u> | <p>Payments in County</p> <ul style="list-style-type: none"> Resident Loss Both |
| | | Resident of County | 44 | \$620,900.00 | |
| | | Resident and Loss in County | 33 | \$765,200.00 | |
| | | Claim Loss in County | 14 | \$307,700.00 | |
| | | Totals: | 91 | \$1,693,800.00 | |
| Monroe (Florida) | 4,928 | <u>Claimant Type</u> | <u>Claims Paid</u> | <u>Amount Paid</u> | <p>Payments in County</p> <ul style="list-style-type: none"> Resident Loss Both |
| | | Resident of County | 35 | \$789,100.00 | |
| | | Resident and Loss in County | 801 | \$19,824,800.00 | |
| | | Claim Loss in County | 49 | \$634,200.00 | |
| | | Totals: | 885 | \$21,248,100.00 | |
| Nassau (Florida) | 24 | <u>Claimant Type</u> | <u>Claims Paid</u> | <u>Amount Paid</u> | <p>Payments in County</p> <ul style="list-style-type: none"> Resident Loss Both |
| | | Resident of County | 3 | \$65,200.00 | |
| | | Resident and Loss in County | 2 | \$31,100.00 | |
| | | Claim Loss in County | 2 | \$33,300.00 | |
| | | Totals: | 7 | \$129,600.00 | |
| Okaloosa (Florida) | 24,260 | <u>Claimant Type</u> | <u>Claims Paid</u> | <u>Amount Paid</u> | <p>Payments in County</p> <ul style="list-style-type: none"> Resident Loss Both |
| | | Resident of County | 1,447 | \$17,338,800.00 | |
| | | Resident and Loss in County | 7,934 | \$129,177,900.00 | |
| | | Claim Loss in County | 3,310 | \$39,273,900.00 | |
| | | Totals: | 12,691 | \$185,790,600.00 | |

GCCF Program Statistics - Overall Summary (as of November 16, 2010, 5:05 PM ET)

| County (Florida) | Total Claims | Claimant Type | Claims Paid | Amount Paid | Payments in County |
|----------------------|--------------|-----------------------------|--------------------|--------------------|--|
| Okeechobee (Florida) | 9 | <u>Claimant Type</u> | <u>Claims Paid</u> | <u>Amount Paid</u> |  <ul style="list-style-type: none"> Loss |
| | | Claim Loss in County | 1 | \$5,000.00 | |
| | | Totals: | 1 | \$5,000.00 | |
| Orange (Florida) | 1,132 | <u>Claimant Type</u> | <u>Claims Paid</u> | <u>Amount Paid</u> |  <ul style="list-style-type: none"> Resident Both |
| | | Resident of County | 64 | \$842,800.00 | |
| | | Resident and Loss in County | 7 | \$187,700.00 | |
| Totals: | 71 | \$1,030,500.00 | | | |
| Osceola (Florida) | 81 | <u>Claimant Type</u> | <u>Claims Paid</u> | <u>Amount Paid</u> |  <ul style="list-style-type: none"> Resident |
| | | Resident of County | 5 | \$41,100.00 | |
| | | Totals: | 5 | \$41,100.00 | |
| Palm Beach (Florida) | 525 | <u>Claimant Type</u> | <u>Claims Paid</u> | <u>Amount Paid</u> |  <ul style="list-style-type: none"> Resident Loss Both |
| | | Resident of County | 19 | \$247,400.00 | |
| | | Resident and Loss in County | 9 | \$455,500.00 | |
| Claim Loss in County | 2 | \$12,200.00 | | | |
| Totals: | 30 | \$715,100.00 | | | |
| Pasco (Florida) | 535 | <u>Claimant Type</u> | <u>Claims Paid</u> | <u>Amount Paid</u> |  <ul style="list-style-type: none"> Resident Loss Both |
| | | Resident of County | 74 | \$1,191,100.00 | |
| | | Resident and Loss in County | 97 | \$2,571,700.00 | |
| Claim Loss in County | 19 | \$302,600.00 | | | |
| Totals: | 190 | \$4,065,400.00 | | | |





GCCF Program Statistics - Overall Summary

(as of November 16, 2010, 5:05 PM ET)

| County (Florida) | Total Claims | Claimant Type | Claims Paid | Amount Paid | Payments in County |
|-----------------------------|--------------|-----------------------------|--------------------|------------------------|--------------------|
| Pinellas (Florida) | 3,938 | <u>Claimant Type</u> | <u>Claims Paid</u> | <u>Amount Paid</u> | |
| | | Resident of County | 54 | \$1,444,600.00 | |
| | | Resident and Loss in County | 556 | \$9,574,900.00 | |
| | | Claim Loss in County | 116 | \$1,696,600.00 | |
| | | Totals: | 726 | \$12,716,100.00 | |
| Polk (Florida) | 344 | <u>Claimant Type</u> | <u>Claims Paid</u> | <u>Amount Paid</u> | |
| | | Resident of County | 13 | \$183,600.00 | |
| | | Resident and Loss in County | 5 | \$145,000.00 | |
| | | Claim Loss in County | 1 | \$9,200.00 | |
| | | Totals: | 19 | \$337,800.00 | |
| Putnam (Florida) | 15 | <u>Claimant Type</u> | <u>Claims Paid</u> | <u>Amount Paid</u> | |
| | | Resident and Loss in County | 2 | \$51,500.00 | |
| | | Totals: | 2 | \$51,500.00 | |
| Santa Rosa (Florida) | 8,452 | <u>Claimant Type</u> | <u>Claims Paid</u> | <u>Amount Paid</u> | |
| | | Resident of County | 1,026 | \$11,090,100.00 | |
| | | Resident and Loss in County | 1,871 | \$35,977,300.00 | |
| | | Claim Loss in County | 1,296 | \$14,722,700.00 | |
| | | Totals: | 4,193 | \$61,790,100.00 | |
| Sarasota (Florida) | 465 | <u>Claimant Type</u> | <u>Claims Paid</u> | <u>Amount Paid</u> | |
| | | Resident of County | 14 | \$138,100.00 | |
| | | Resident and Loss in County | 36 | \$1,266,100.00 | |
| | | Claim Loss in County | 10 | \$137,800.00 | |
| | | Totals: | 60 | \$1,542,000.00 | |

GCCF Program Statistics - Overall Summary

(as of November 16, 2010, 5:05 PM ET)

| County (Florida) | Total Claims | Claimant Type | Claims Paid | Amount Paid | Payments in County |
|---------------------|--------------|-----------------------------|--------------------|---------------------|--|
| Seminole (Florida) | 103 | <u>Claimant Type</u> | <u>Claims Paid</u> | <u>Amount Paid</u> | Payments in County  <ul style="list-style-type: none"> Resident |
| | | Resident of County | 13 | \$189,300.00 | |
| | | Totals: | 13 | \$189,300.00 | |
| St. Johns (Florida) | 58 | <u>Claimant Type</u> | <u>Claims Paid</u> | <u>Amount Paid</u> | Payments in County  <ul style="list-style-type: none"> Resident Both |
| | | Resident of County | 8 | \$145,300.00 | |
| | | Resident and Loss in County | 4 | \$76,500.00 | |
| Totals: | 12 | \$221,800.00 | | | |
| St. Lucie (Florida) | 136 | <u>Claimant Type</u> | <u>Claims Paid</u> | <u>Amount Paid</u> | Payments in County  <ul style="list-style-type: none"> Resident Both |
| | | Resident of County | 4 | \$76,500.00 | |
| | | Resident and Loss in County | 3 | \$65,000.00 | |
| Totals: | 7 | \$141,500.00 | | | |
| Sumter (Florida) | 17 | <u>Claimant Type</u> | <u>Claims Paid</u> | <u>Amount Paid</u> | Payments in County  <ul style="list-style-type: none"> Resident |
| | | Resident of County | 8 | \$169,100.00 | |
| | | Totals: | 8 | \$169,100.00 | |
| Suwannee (Florida) | 13 | <u>Claimant Type</u> | <u>Claims Paid</u> | <u>Amount Paid</u> | Payments in County  <ul style="list-style-type: none"> Resident |
| | | Resident of County | 1 | \$3,200.00 | |
| | | Totals: | 1 | \$3,200.00 | |

GCCF Program Statistics - Overall Summary

(as of November 16, 2010, 5:05 PM ET)

| County (Florida) | Total Claims | Claimant Type | Claims Paid | Amount Paid | Payments in County |
|--------------------------|---------------|-----------------------------|--------------------|---------------------|--|
| Taylor (Florida) | 74 | <u>Claimant Type</u> | <u>Claims Paid</u> | <u>Amount Paid</u> | <p>Payments in County</p> <ul style="list-style-type: none"> Resident Loss Both |
| | | Resident of County | 8 | \$298,200.00 | |
| | | Resident and Loss in County | 35 | \$1,301,600.00 | |
| | | Claim Loss in County | 1 | \$4,800.00 | |
| Totals: | 44 | \$1,604,600.00 | | | |
| Unknown (Florida) | 176 | <u>Claimant Type</u> | <u>Claims Paid</u> | <u>Amount Paid</u> | <p>Payments in County</p> <ul style="list-style-type: none"> Resident |
| | | Resident of County | 37 | \$770,300.00 | |
| | | Totals: | 37 | \$770,300.00 | |
| Volusia (Florida) | 98 | <u>Claimant Type</u> | <u>Claims Paid</u> | <u>Amount Paid</u> | <p>Payments in County</p> <ul style="list-style-type: none"> Resident Loss Both |
| | | Resident of County | 7 | \$190,500.00 | |
| | | Resident and Loss in County | 4 | \$482,000.00 | |
| | | Claim Loss in County | 3 | \$33,800.00 | |
| Totals: | 14 | \$706,300.00 | | | |
| Wakulla (Florida) | 594 | <u>Claimant Type</u> | <u>Claims Paid</u> | <u>Amount Paid</u> | <p>Payments in County</p> <ul style="list-style-type: none"> Resident Loss Both |
| | | Resident of County | 37 | \$896,500.00 | |
| | | Resident and Loss in County | 300 | \$6,588,300.00 | |
| | | Claim Loss in County | 27 | \$689,600.00 | |
| Totals: | 364 | \$8,174,400.00 | | | |
| Walton (Florida) | 11,415 | <u>Claimant Type</u> | <u>Claims Paid</u> | <u>Amount Paid</u> | <p>Payments in County</p> <ul style="list-style-type: none"> Resident Loss Both |
| | | Resident of County | 1,019 | \$17,340,500.00 | |
| | | Resident and Loss in County | 3,091 | \$52,088,700.00 | |
| | | Claim Loss in County | 2,292 | \$24,543,100.00 | |
| Totals: | 6,402 | \$93,972,300.00 | | | |

GCCF Program Statistics - Overall Summary (as of November 16, 2010, 5:05 PM ET)

| County | Total Claims | Claimant Type | Claims Paid | Amount Paid | Payments in County |
|-------------------------------|--------------|-----------------------------|--------------------|-----------------------|--------------------|
| Washington (Florida) | 1,049 | <u>Claimant Type</u> | <u>Claims Paid</u> | <u>Amount Paid</u> | |
| | | Resident of County | 240 | \$2,062,300.00 | |
| | | Resident and Loss in County | 43 | \$448,000.00 | |
| | | Claim Loss in County | 8 | \$67,500.00 | |
| | | Totals: | 291 | \$2,577,800.00 | |
| Acadia (Louisiana) | 140 | <u>Claimant Type</u> | <u>Claims Paid</u> | <u>Amount Paid</u> | |
| | | Resident of County | 13 | \$288,000.00 | |
| | | Resident and Loss in County | 9 | \$339,100.00 | |
| | | Claim Loss in County | 5 | \$74,900.00 | |
| | | Totals: | 27 | \$702,000.00 | |
| Allen (Louisiana) | 52 | <u>Claimant Type</u> | <u>Claims Paid</u> | <u>Amount Paid</u> | |
| | | Resident of County | 1 | \$30,000.00 | |
| | | Claim Loss in County | 2 | \$38,600.00 | |
| | | Totals: | 3 | \$68,600.00 | |
| Ascension (Louisiana) | 1,415 | <u>Claimant Type</u> | <u>Claims Paid</u> | <u>Amount Paid</u> | |
| | | Resident of County | 51 | \$668,300.00 | |
| | | Resident and Loss in County | 12 | \$314,500.00 | |
| | | Claim Loss in County | 2 | \$20,900.00 | |
| | | Totals: | 65 | \$1,003,700.00 | |
| Assumption (Louisiana) | 876 | <u>Claimant Type</u> | <u>Claims Paid</u> | <u>Amount Paid</u> | |
| | | Resident of County | 36 | \$680,000.00 | |
| | | Resident and Loss in County | 98 | \$1,277,900.00 | |
| | | Claim Loss in County | 9 | \$126,800.00 | |
| | | Totals: | 143 | \$2,084,700.00 | |


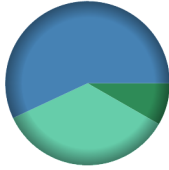



GCCF Program Statistics - Overall Summary

(as of November 16, 2010, 5:05 PM ET)

| Parish (Louisiana) | Total Claims | Claimant Type | Claims Paid | Amount Paid | Payments in County |
|-------------------------------|--------------|-----------------------------|--------------------|-----------------------|-------------------------------|
| Avoyelles (Louisiana) | 116 | <u>Claimant Type</u> | <u>Claims Paid</u> | <u>Amount Paid</u> | Payments in County |
| | | Resident of County | 13 | \$140,400.00 | |
| | | Resident and Loss in County | 13 | \$683,400.00 | |
| | | Claim Loss in County | 3 | \$46,700.00 | |
| Totals: | 29 | \$870,500.00 | | | |
| Beauregard (Louisiana) | 26 | <u>Claimant Type</u> | <u>Claims Paid</u> | <u>Amount Paid</u> | Payments in County |
| | | Resident of County | 3 | \$135,200.00 | |
| | | Resident and Loss in County | 4 | \$76,000.00 | |
| | | Totals: | 7 | \$211,200.00 | |
| Bossier (Louisiana) | 56 | <u>Claimant Type</u> | <u>Claims Paid</u> | <u>Amount Paid</u> | Payments in County |
| | | Resident of County | 5 | \$62,500.00 | |
| | | Totals: | 5 | \$62,500.00 | |
| Caddo (Louisiana) | 148 | <u>Claimant Type</u> | <u>Claims Paid</u> | <u>Amount Paid</u> | Payments in County |
| | | Resident of County | 15 | \$134,200.00 | |
| | | Totals: | 15 | \$134,200.00 | |
| Calcasieu (Louisiana) | 838 | <u>Claimant Type</u> | <u>Claims Paid</u> | <u>Amount Paid</u> | Payments in County |
| | | Resident of County | 119 | \$3,026,100.00 | |
| | | Resident and Loss in County | 95 | \$2,252,700.00 | |
| | | Claim Loss in County | 25 | \$517,500.00 | |
| | | Totals: | 239 | \$5,796,300.00 | |

GCCF Program Statistics - Overall Summary

(as of November 16, 2010, 5:05 PM ET)

| County (Louisiana) | Total Claims | Claimant Type | Claims Paid | Amount Paid | Payments in County |
|--------------------|--------------|-----------------------------|--------------------|---------------------|--|
| Caldwell | 7 | <u>Claimant Type</u> | <u>Claims Paid</u> | <u>Amount Paid</u> | Payments in County  Resident |
| | | Resident of County | 2 | \$7,300.00 | |
| | | Totals: | 2 | \$7,300.00 | |
| Cameron | 353 | <u>Claimant Type</u> | <u>Claims Paid</u> | <u>Amount Paid</u> | Payments in County  Resident Loss Both |
| | | Resident of County | 21 | \$526,100.00 | |
| | | Resident and Loss in County | 133 | \$3,612,300.00 | |
| | | Claim Loss in County | 85 | \$2,203,300.00 | |
| Totals: | 239 | \$6,341,700.00 | | | |
| Catahoula | 11 | <u>Claimant Type</u> | <u>Claims Paid</u> | <u>Amount Paid</u> | Payments in County  Resident |
| | | Resident of County | 1 | \$8,500.00 | |
| | | Totals: | 1 | \$8,500.00 | |
| Claiborne | 6 | <u>Claimant Type</u> | <u>Claims Paid</u> | <u>Amount Paid</u> | Payments in County  Loss |
| | | Claim Loss in County | 1 | \$80,400.00 | |
| | | Totals: | 1 | \$80,400.00 | |
| Concordia | 45 | <u>Claimant Type</u> | <u>Claims Paid</u> | <u>Amount Paid</u> | Payments in County  Resident Both |
| | | Resident of County | 4 | \$156,700.00 | |
| | | Resident and Loss in County | 2 | \$70,000.00 | |
| | | Totals: | 6 | \$226,700.00 | |

GCCF Program Statistics - Overall Summary (as of November 16, 2010, 5:05 PM ET)

| County | Total Claims | Claimant Type | Claims Paid | Amount Paid | Payments in County |
|-----------------------------------|--------------|-----------------------------|-----------------------|--------------------|--------------------|
| E. Baton Rouge (Louisiana) | 3,533 | <u>Claimant Type</u> | <u>Claims Paid</u> | <u>Amount Paid</u> | |
| | | Resident of County | 192 | \$3,119,600.00 | |
| | | Resident and Loss in County | 48 | \$1,359,500.00 | |
| | | Claim Loss in County | 16 | \$236,900.00 | |
| Totals: | | 256 | \$4,716,000.00 | | |
| E. Feliciana (Louisiana) | 51 | <u>Claimant Type</u> | <u>Claims Paid</u> | <u>Amount Paid</u> | |
| | | Resident of County | 1 | \$14,000.00 | |
| | | Resident and Loss in County | 3 | \$115,000.00 | |
| | | Claim Loss in County | 1 | \$20,000.00 | |
| Totals: | | 5 | \$149,000.00 | | |
| Evangeline (Louisiana) | 64 | <u>Claimant Type</u> | <u>Claims Paid</u> | <u>Amount Paid</u> | |
| | | Resident of County | 6 | \$122,900.00 | |
| | | Resident and Loss in County | 4 | \$70,300.00 | |
| | | Totals: | | 10 | |
| Franklin (Louisiana) | 10 | <u>Claimant Type</u> | <u>Claims Paid</u> | <u>Amount Paid</u> | |
| | | Resident of County | 3 | \$35,200.00 | |
| | | Claim Loss in County | 1 | \$1,000.00 | |
| | | Totals: | | 4 | |
| Grant (Louisiana) | 17 | <u>Claimant Type</u> | <u>Claims Paid</u> | <u>Amount Paid</u> | |
| | | Resident of County | 1 | \$15,500.00 | |
| | | Claim Loss in County | 1 | \$10,000.00 | |
| | | Totals: | | 2 | |

GCCF Program Statistics - Overall Summary (as of November 16, 2010, 5:05 PM ET)

| Parish (Louisiana) | Total Claims | Claimant Type | Claims Paid | Amount Paid | Payments in County |
|------------------------------------|---------------|-----------------------------|--------------------|-------------------------|--------------------|
| Iberia (Louisiana) | 1,332 | <u>Claimant Type</u> | <u>Claims Paid</u> | <u>Amount Paid</u> | |
| | | Resident of County | 126 | \$3,547,600.00 | |
| | | Resident and Loss in County | 276 | \$6,452,800.00 | |
| | | Claim Loss in County | 129 | \$2,874,300.00 | |
| | | Totals: | 531 | \$12,874,700.00 | |
| Iberville (Louisiana) | 333 | <u>Claimant Type</u> | <u>Claims Paid</u> | <u>Amount Paid</u> | |
| | | Resident of County | 12 | \$275,000.00 | |
| | | Resident and Loss in County | 56 | \$866,600.00 | |
| | | Claim Loss in County | 7 | \$153,400.00 | |
| | | Totals: | 75 | \$1,295,000.00 | |
| Jackson (Louisiana) | 3 | <u>Claimant Type</u> | <u>Claims Paid</u> | <u>Amount Paid</u> | |
| | | Resident of County | 1 | \$18,600.00 | |
| | | Resident and Loss in County | 1 | \$4,500.00 | |
| | | Totals: | 2 | \$23,100.00 | |
| Jefferson (Louisiana) | 59,740 | <u>Claimant Type</u> | <u>Claims Paid</u> | <u>Amount Paid</u> | |
| | | Resident of County | 3,966 | \$45,614,500.00 | |
| | | Resident and Loss in County | 7,446 | \$103,423,700.00 | |
| | | Claim Loss in County | 2,962 | \$32,587,900.00 | |
| | | Totals: | 14,374 | \$181,626,100.00 | |
| Jefferson Davis (Louisiana) | 59 | <u>Claimant Type</u> | <u>Claims Paid</u> | <u>Amount Paid</u> | |
| | | Resident of County | 6 | \$56,100.00 | |
| | | Resident and Loss in County | 9 | \$234,300.00 | |
| | | Claim Loss in County | 2 | \$65,000.00 | |
| | | Totals: | 17 | \$355,400.00 | |

GCCF Program Statistics - Overall Summary

(as of November 16, 2010, 5:05 PM ET)

| County (Louisiana) | Total Claims | Claimant Type | Claims Paid | Amount Paid | Payments in County |
|-------------------------------|--------------|-----------------------------|--------------------|------------------------|--------------------|
| Lafayette (Louisiana) | 1,721 | <u>Claimant Type</u> | <u>Claims Paid</u> | <u>Amount Paid</u> | |
| | | Resident of County | 222 | \$5,746,900.00 | |
| | | Resident and Loss in County | 143 | \$3,834,900.00 | |
| | | Claim Loss in County | 90 | \$2,135,300.00 | |
| | | Totals: | 455 | \$11,717,100.00 | |
| Lafourche (Louisiana) | 4,011 | <u>Claimant Type</u> | <u>Claims Paid</u> | <u>Amount Paid</u> | |
| | | Resident of County | 226 | \$3,976,200.00 | |
| | | Resident and Loss in County | 1,076 | \$35,441,600.00 | |
| | | Claim Loss in County | 351 | \$5,727,800.00 | |
| | | Totals: | 1,653 | \$45,145,600.00 | |
| Lincoln (Louisiana) | 29 | <u>Claimant Type</u> | <u>Claims Paid</u> | <u>Amount Paid</u> | |
| | | Resident of County | 4 | \$133,100.00 | |
| | | Totals: | 4 | \$133,100.00 | |
| Livingston (Louisiana) | 453 | <u>Claimant Type</u> | <u>Claims Paid</u> | <u>Amount Paid</u> | |
| | | Resident of County | 48 | \$1,049,600.00 | |
| | | Resident and Loss in County | 22 | \$861,500.00 | |
| | | Claim Loss in County | 6 | \$96,700.00 | |
| | | Totals: | 76 | \$2,007,800.00 | |
| Madison (Louisiana) | 8 | <u>Claimant Type</u> | <u>Claims Paid</u> | <u>Amount Paid</u> | |
| | | Resident of County | 1 | \$16,200.00 | |
| | | Totals: | 1 | \$16,200.00 | |

GCCF Program Statistics - Overall Summary (as of November 16, 2010, 5:05 PM ET)

| County (Louisiana) | Total Claims | Claimant Type | Claims Paid | Amount Paid | Payments in County |
|----------------------------------|---------------|-----------------------------|--------------------|---------------------|--|
| Natchitoches (Louisiana) | 26 | <u>Claimant Type</u> | <u>Claims Paid</u> | <u>Amount Paid</u> | <ul style="list-style-type: none"> Resident Both |
| | | Resident of County | 3 | \$61,000.00 | |
| | | Resident and Loss in County | 3 | \$55,400.00 | |
| | | Totals: | 6 | \$116,400.00 | |
| Orleans (Louisiana) | 65,557 | <u>Claimant Type</u> | <u>Claims Paid</u> | <u>Amount Paid</u> | <ul style="list-style-type: none"> Resident Loss Both |
| | | Resident of County | 2,449 | \$23,343,600.00 | |
| | | Resident and Loss in County | 11,778 | \$123,813,200.00 | |
| | | Claim Loss in County | 4,605 | \$52,040,300.00 | |
| Totals: | 18,832 | \$199,197,100.00 | | | |
| Ouachita (Louisiana) | 132 | <u>Claimant Type</u> | <u>Claims Paid</u> | <u>Amount Paid</u> | <ul style="list-style-type: none"> Resident Both |
| | | Resident of County | 26 | \$347,800.00 | |
| | | Resident and Loss in County | 4 | \$104,600.00 | |
| | | Totals: | 30 | \$452,400.00 | |
| Plaquemines (Louisiana) | 5,162 | <u>Claimant Type</u> | <u>Claims Paid</u> | <u>Amount Paid</u> | <ul style="list-style-type: none"> Resident Loss Both |
| | | Resident of County | 169 | \$4,640,000.00 | |
| | | Resident and Loss in County | 1,130 | \$61,178,000.00 | |
| | | Claim Loss in County | 697 | \$18,848,700.00 | |
| Totals: | 1,996 | \$84,666,700.00 | | | |
| Pointe Coupee (Louisiana) | 48 | <u>Claimant Type</u> | <u>Claims Paid</u> | <u>Amount Paid</u> | <ul style="list-style-type: none"> Resident Both |
| | | Resident of County | 4 | \$120,800.00 | |
| | | Resident and Loss in County | 2 | \$30,000.00 | |
| | | Totals: | 6 | \$150,800.00 | |

GCCF Program Statistics - Overall Summary (as of November 16, 2010, 5:05 PM ET)

| Parish (Louisiana) | Total Claims | Claimant Type | Claims Paid | Amount Paid | Payments in County |
|--------------------------------|--------------|-----------------------------|--------------------|------------------------|--|
| Rapides (Louisiana) | 217 | <u>Claimant Type</u> | <u>Claims Paid</u> | <u>Amount Paid</u> | <ul style="list-style-type: none"> Resident Both |
| | | Resident of County | 21 | \$360,800.00 | |
| | | Resident and Loss in County | 6 | \$313,200.00 | |
| | | Totals: | 27 | \$674,000.00 | |
| Richland (Louisiana) | 6 | <u>Claimant Type</u> | <u>Claims Paid</u> | <u>Amount Paid</u> | <ul style="list-style-type: none"> Resident |
| | | Resident of County | 3 | \$114,400.00 | |
| | | Totals: | 3 | \$114,400.00 | |
| | | Sabine (Louisiana) | 13 | <u>Claimant Type</u> | |
| Resident of County | 1 | | | \$16,800.00 | |
| Totals: | 1 | | | \$16,800.00 | |
| St. Bernard (Louisiana) | 5,679 | | | <u>Claimant Type</u> | <u>Claims Paid</u> |
| | | Resident of County | 519 | \$6,033,300.00 | |
| | | Resident and Loss in County | 885 | \$24,442,700.00 | |
| | | Claim Loss in County | 283 | \$5,523,700.00 | |
| | | Totals: | 1,687 | \$35,999,700.00 | |
| St. Charles (Louisiana) | 4,330 | <u>Claimant Type</u> | <u>Claims Paid</u> | <u>Amount Paid</u> | <ul style="list-style-type: none"> Resident Loss Both |
| | | Resident of County | 307 | \$3,004,300.00 | |
| | | Resident and Loss in County | 383 | \$7,931,000.00 | |
| | | Claim Loss in County | 219 | \$2,591,100.00 | |
| | | Totals: | 909 | \$13,526,400.00 | |

GCCF Program Statistics - Overall Summary

(as of November 16, 2010, 5:05 PM ET)

| Parish (Louisiana) | Total Claims | Claimant Type | Claims Paid | Amount Paid | Payments in County |
|---|--------------|-----------------------------|--------------------|--------------------|--|
| St. Helena (Louisiana) | 79 | <u>Claimant Type</u> | <u>Claims Paid</u> | <u>Amount Paid</u> | <ul style="list-style-type: none"> Resident Loss |
| | | Resident of County | 3 | \$50,500.00 | |
| | | Claim Loss in County | 1 | \$25,000.00 | |
| | | Totals: | 4 | \$75,500.00 | |
| St. James (Louisiana) | 1,281 | <u>Claimant Type</u> | <u>Claims Paid</u> | <u>Amount Paid</u> | <ul style="list-style-type: none"> Resident Loss Both |
| | | Resident of County | 31 | \$390,000.00 | |
| | | Resident and Loss in County | 10 | \$227,400.00 | |
| | | Claim Loss in County | 2 | \$53,800.00 | |
| Totals: | 43 | \$671,200.00 | | | |
| St. John The Baptist (Louisiana) | 5,541 | <u>Claimant Type</u> | <u>Claims Paid</u> | <u>Amount Paid</u> | <ul style="list-style-type: none"> Resident Loss Both |
| | | Resident of County | 294 | \$2,358,700.00 | |
| | | Resident and Loss in County | 214 | \$3,026,000.00 | |
| | | Claim Loss in County | 84 | \$812,000.00 | |
| Totals: | 592 | \$6,196,700.00 | | | |
| St. Landry (Louisiana) | 248 | <u>Claimant Type</u> | <u>Claims Paid</u> | <u>Amount Paid</u> | <ul style="list-style-type: none"> Resident Loss Both |
| | | Resident of County | 26 | \$615,000.00 | |
| | | Resident and Loss in County | 18 | \$532,700.00 | |
| | | Claim Loss in County | 4 | \$104,300.00 | |
| Totals: | 48 | \$1,252,000.00 | | | |
| St. Martin (Louisiana) | 714 | <u>Claimant Type</u> | <u>Claims Paid</u> | <u>Amount Paid</u> | <ul style="list-style-type: none"> Resident Loss Both |
| | | Resident of County | 60 | \$1,128,600.00 | |
| | | Resident and Loss in County | 224 | \$4,513,850.00 | |
| | | Claim Loss in County | 23 | \$318,900.00 | |
| Totals: | 307 | \$5,961,350.00 | | | |


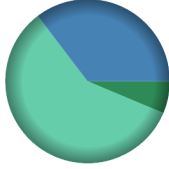



GCCF Program Statistics - Overall Summary

(as of November 16, 2010, 5:05 PM ET)




| County (Louisiana) | Total Claims | Claimant Type | Claims Paid | Amount Paid | Payments in County |
|--------------------|--------------|-----------------------------|--------------------|------------------------|---|
| St. Mary | 1,846 | <u>Claimant Type</u> | <u>Claims Paid</u> | <u>Amount Paid</u> | <p>Payments in County</p> <ul style="list-style-type: none"> ■ Resident ■ Loss ■ Both |
| | | Resident of County | 116 | \$2,419,200.00 | |
| | | Resident and Loss in County | 377 | \$9,213,100.00 | |
| | | Claim Loss in County | 203 | \$5,807,500.00 | |
| | | Totals: | 696 | \$17,439,800.00 | |
| St. Tammany | 8,375 | <u>Claimant Type</u> | <u>Claims Paid</u> | <u>Amount Paid</u> | <p>Payments in County</p> <ul style="list-style-type: none"> ■ Resident ■ Loss ■ Both |
| | | Resident of County | 723 | \$11,064,900.00 | |
| | | Resident and Loss in County | 1,331 | \$24,780,200.00 | |
| | | Claim Loss in County | 424 | \$5,618,765.00 | |
| | | Totals: | 2,478 | \$41,463,865.00 | |
| Tangipahoa | 2,053 | <u>Claimant Type</u> | <u>Claims Paid</u> | <u>Amount Paid</u> | <p>Payments in County</p> <ul style="list-style-type: none"> ■ Resident ■ Loss ■ Both |
| | | Resident of County | 135 | \$2,582,400.00 | |
| | | Resident and Loss in County | 100 | \$2,092,300.00 | |
| | | Claim Loss in County | 23 | \$728,700.00 | |
| | | Totals: | 258 | \$5,403,400.00 | |
| Terrebonne | 6,560 | <u>Claimant Type</u> | <u>Claims Paid</u> | <u>Amount Paid</u> | <p>Payments in County</p> <ul style="list-style-type: none"> ■ Resident ■ Loss ■ Both |
| | | Resident of County | 200 | \$3,868,600.00 | |
| | | Resident and Loss in County | 2,239 | \$58,542,900.00 | |
| | | Claim Loss in County | 428 | \$9,345,600.00 | |
| | | Totals: | 2,867 | \$71,757,100.00 | |
| Union | 10 | <u>Claimant Type</u> | <u>Claims Paid</u> | <u>Amount Paid</u> | <p>Payments in County</p> <ul style="list-style-type: none"> ■ Resident ■ Both |
| | | Resident of County | 2 | \$95,500.00 | |
| | | Resident and Loss in County | 1 | \$40,800.00 | |
| | | Totals: | 3 | \$136,300.00 | |

GCCF Program Statistics - Overall Summary

(as of November 16, 2010, 5:05 PM ET)

| County (Louisiana) | Total Claims | Claimant Type | Claims Paid | Amount Paid | Payments in County |
|----------------------------|--------------|-----------------------------|-------------|-----------------------|--|
| Unknown (Louisiana) | 306 | | | |  <ul style="list-style-type: none"> Resident |
| | | Resident of County | 56 | \$1,010,300.00 | |
| | | Totals: | 56 | \$1,010,300.00 | |
| Vermilion (Louisiana) | 1,317 | | | |  <ul style="list-style-type: none"> Resident Loss Both |
| | | Resident of County | 114 | \$2,431,400.00 | |
| | | Resident and Loss in County | 579 | \$13,526,900.00 | |
| | | Claim Loss in County | 171 | \$22,309,200.00 | |
| Totals: | 864 | \$38,267,500.00 | | | |
| Vernon (Louisiana) | 20 | | | |  <ul style="list-style-type: none"> Resident Loss |
| | | Resident of County | 1 | \$10,000.00 | |
| | | Claim Loss in County | 3 | \$124,000.00 | |
| Totals: | 4 | \$134,000.00 | | | |
| W. Baton Rouge (Louisiana) | 152 | | | |  <ul style="list-style-type: none"> Loss Both |
| | | Resident and Loss in County | 2 | \$41,900.00 | |
| | | Claim Loss in County | 1 | \$3,700.00 | |
| Totals: | 3 | \$45,600.00 | | | |
| W. Feliciana (Louisiana) | 29 | | | |  <ul style="list-style-type: none"> Resident |
| | | Resident of County | 1 | \$8,000.00 | |
| Totals: | 1 | \$8,000.00 | | | |

GCCF Program Statistics - Overall Summary (as of November 16, 2010, 5:05 PM ET)




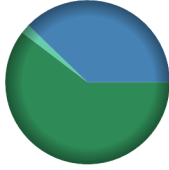

| County | Total Claims | Claimant Type | Claims Paid | Amount Paid | Payments in County |
|-------------------------------|--------------|-----------------------------|--------------------|--------------------|--|
| Washington (Louisiana) | 370 | <u>Claimant Type</u> | <u>Claims Paid</u> | <u>Amount Paid</u> | Payments in County  <ul style="list-style-type: none"> ■ Resident ■ Loss ■ Both |
| | | Resident of County | 30 | \$731,600.00 | |
| | | Resident and Loss in County | 14 | \$561,600.00 | |
| | | Claim Loss in County | 2 | \$15,000.00 | |
| Totals: | 46 | \$1,308,200.00 | | | |
| Webster (Louisiana) | 11 | <u>Claimant Type</u> | <u>Claims Paid</u> | <u>Amount Paid</u> | Payments in County  <ul style="list-style-type: none"> ■ Resident |
| | | Resident of County | 1 | \$91,000.00 | |
| | | Totals: | 1 | \$91,000.00 | |
| Alcorn (Mississippi) | 5 | <u>Claimant Type</u> | <u>Claims Paid</u> | <u>Amount Paid</u> | Payments in County  <ul style="list-style-type: none"> ■ Resident |
| | | Resident of County | 1 | \$1,500.00 | |
| | | Totals: | 1 | \$1,500.00 | |
| Amite (Mississippi) | 26 | <u>Claimant Type</u> | <u>Claims Paid</u> | <u>Amount Paid</u> | Payments in County  <ul style="list-style-type: none"> ■ Resident |
| | | Resident of County | 1 | \$22,100.00 | |
| | | Totals: | 1 | \$22,100.00 | |
| Bolivar (Mississippi) | 8 | <u>Claimant Type</u> | <u>Claims Paid</u> | <u>Amount Paid</u> | Payments in County  <ul style="list-style-type: none"> ■ Resident |
| | | Resident of County | 1 | \$2,100.00 | |
| | | Totals: | 1 | \$2,100.00 | |

GCCF Program Statistics - Overall Summary

(as of November 16, 2010, 5:05 PM ET)

| County | Total Claims | Claimant Type | Claims Paid | Amount Paid | Payments in County |
|--------------------------------|--------------|----------------------|--------------------|---------------------|--|
| Calhoun (Mississippi) | 4 | <u>Claimant Type</u> | <u>Claims Paid</u> | <u>Amount Paid</u> | Payments in County  ■ Resident |
| | | Resident of County | 1 | \$55,000.00 | |
| | | Totals: | 1 | \$55,000.00 | |
| Chickasaw (Mississippi) | 1 | <u>Claimant Type</u> | <u>Claims Paid</u> | <u>Amount Paid</u> | Payments in County  ■ Resident |
| | | Resident of County | 1 | \$6,000.00 | |
| | | Totals: | 1 | \$6,000.00 | |
| Claiborne (Mississippi) | 11 | <u>Claimant Type</u> | <u>Claims Paid</u> | <u>Amount Paid</u> | Payments in County  ■ Resident |
| | | Resident of County | 1 | \$17,600.00 | |
| | | Totals: | 1 | \$17,600.00 | |
| Clarke (Mississippi) | 66 | <u>Claimant Type</u> | <u>Claims Paid</u> | <u>Amount Paid</u> | Payments in County  ■ Resident |
| | | Resident of County | 4 | \$112,900.00 | |
| | | Totals: | 4 | \$112,900.00 | |
| Coahoma (Mississippi) | 4 | <u>Claimant Type</u> | <u>Claims Paid</u> | <u>Amount Paid</u> | Payments in County  ■ Resident |
| | | Resident of County | 1 | \$35,000.00 | |
| | | Totals: | 1 | \$35,000.00 | |

GCCF Program Statistics - Overall Summary (as of November 16, 2010, 5:05 PM ET)

| County (Mississippi) | Total Claims | Claimant Type | Claims Paid | Amount Paid | Payments in County |
|--------------------------------|--------------|-----------------------------|--------------------|---------------------|---|
| Copiah (Mississippi) | 28 | <u>Claimant Type</u> | <u>Claims Paid</u> | <u>Amount Paid</u> | Payments in County  <ul style="list-style-type: none"> Resident |
| | | Resident of County | 1 | \$20,000.00 | |
| | | Totals: | 1 | \$20,000.00 | |
| Covington (Mississippi) | 108 | <u>Claimant Type</u> | <u>Claims Paid</u> | <u>Amount Paid</u> | Payments in County  <ul style="list-style-type: none"> Resident Both |
| | | Resident of County | 2 | \$39,400.00 | |
| | | Resident and Loss in County | 1 | \$1,000.00 | |
| Totals: | 3 | \$40,400.00 | | | |
| Desoto (Mississippi) | 49 | <u>Claimant Type</u> | <u>Claims Paid</u> | <u>Amount Paid</u> | Payments in County  <ul style="list-style-type: none"> Resident |
| | | Resident of County | 17 | \$200,100.00 | |
| | | Totals: | 17 | \$200,100.00 | |
| Forrest (Mississippi) | 920 | <u>Claimant Type</u> | <u>Claims Paid</u> | <u>Amount Paid</u> | Payments in County  <ul style="list-style-type: none"> Resident Loss Both |
| | | Resident of County | 53 | \$692,700.00 | |
| | | Resident and Loss in County | 15 | \$433,500.00 | |
| | | Claim Loss in County | 4 | \$21,200.00 | |
| Totals: | 72 | \$1,147,400.00 | | | |
| Franklin (Mississippi) | 15 | <u>Claimant Type</u> | <u>Claims Paid</u> | <u>Amount Paid</u> | Payments in County  <ul style="list-style-type: none"> Resident Loss |
| | | Resident of County | 1 | \$7,500.00 | |
| | | Claim Loss in County | 1 | \$14,600.00 | |
| Totals: | 2 | \$22,100.00 | | | |

GCCF Program Statistics - Overall Summary

(as of November 16, 2010, 5:05 PM ET)

| County (Mississippi) | Total Claims | Claimant Type | Claims Paid | Amount Paid | Payments in County |
|----------------------|---------------|-----------------------------|--------------------|--------------------|---|
| George | 472 | <u>Claimant Type</u> | <u>Claims Paid</u> | <u>Amount Paid</u> | <ul style="list-style-type: none"> ■ Resident ■ Loss ■ Both |
| | | Resident of County | 61 | \$896,800.00 | |
| | | Resident and Loss in County | 25 | \$741,100.00 | |
| | | Claim Loss in County | 7 | \$135,200.00 | |
| Totals: | 93 | \$1,773,100.00 | | | |
| Greene | 119 | <u>Claimant Type</u> | <u>Claims Paid</u> | <u>Amount Paid</u> | <ul style="list-style-type: none"> ■ Resident ■ Both |
| | | Resident of County | 6 | \$60,800.00 | |
| | | Resident and Loss in County | 5 | \$31,900.00 | |
| | | Totals: | 11 | \$92,700.00 | |
| Hancock | 3,447 | <u>Claimant Type</u> | <u>Claims Paid</u> | <u>Amount Paid</u> | <ul style="list-style-type: none"> ■ Resident ■ Loss ■ Both |
| | | Resident of County | 204 | \$2,785,200.00 | |
| | | Resident and Loss in County | 769 | \$16,226,800.00 | |
| | | Claim Loss in County | 149 | \$2,413,800.00 | |
| Totals: | 1,122 | \$21,425,800.00 | | | |
| Harrison | 25,617 | <u>Claimant Type</u> | <u>Claims Paid</u> | <u>Amount Paid</u> | <ul style="list-style-type: none"> ■ Resident ■ Loss ■ Both |
| | | Resident of County | 607 | \$8,339,736.50 | |
| | | Resident and Loss in County | 5,642 | \$80,395,500.00 | |
| | | Claim Loss in County | 1,045 | \$13,113,700.00 | |
| Totals: | 7,294 | \$101,848,936.50 | | | |
| Hinds | 242 | <u>Claimant Type</u> | <u>Claims Paid</u> | <u>Amount Paid</u> | <ul style="list-style-type: none"> ■ Resident ■ Loss ■ Both |
| | | Resident of County | 19 | \$268,200.00 | |
| | | Resident and Loss in County | 2 | \$6,100.00 | |
| | | Claim Loss in County | 4 | \$74,000.00 | |
| Totals: | 25 | \$348,300.00 | | | |




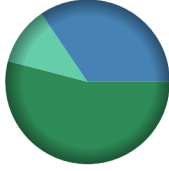
GCCF Program Statistics - Overall Summary

(as of November 16, 2010, 5:05 PM ET)

| County (Mississippi) | Total Claims | Claimant Type | Claims Paid | Amount Paid | Payments in County |
|----------------------|---------------|-----------------------------|--------------------|------------------------|--|
| Humphreys | 5 | <u>Claimant Type</u> | <u>Claims Paid</u> | <u>Amount Paid</u> | Payments in County  <ul style="list-style-type: none"> ■ Resident ■ Loss |
| | | Resident of County | 2 | \$18,900.00 | |
| | | Claim Loss in County | 1 | \$28,000.00 | |
| | | Totals: | 3 | \$46,900.00 | |
| Itawamba | 1 | <u>Claimant Type</u> | <u>Claims Paid</u> | <u>Amount Paid</u> | Payments in County  <ul style="list-style-type: none"> ■ Resident |
| | | Resident of County | 1 | \$6,000.00 | |
| | | Totals: | 1 | \$6,000.00 | |
| Jackson | 12,304 | <u>Claimant Type</u> | <u>Claims Paid</u> | <u>Amount Paid</u> | Payments in County  <ul style="list-style-type: none"> ■ Resident ■ Loss ■ Both |
| | | Resident of County | 740 | \$8,662,200.00 | |
| | | Resident and Loss in County | 1,644 | \$31,577,800.00 | |
| | | Claim Loss in County | 621 | \$8,613,100.00 | |
| | | Totals: | 3,005 | \$48,853,100.00 | |
| Jasper | 79 | <u>Claimant Type</u> | <u>Claims Paid</u> | <u>Amount Paid</u> | Payments in County  <ul style="list-style-type: none"> ■ Resident ■ Both |
| | | Resident of County | 1 | \$18,400.00 | |
| | | Resident and Loss in County | 1 | \$25,500.00 | |
| | | Totals: | 2 | \$43,900.00 | |
| Jefferson | 34 | <u>Claimant Type</u> | <u>Claims Paid</u> | <u>Amount Paid</u> | Payments in County  <ul style="list-style-type: none"> ■ Resident |
| | | Resident of County | 1 | \$12,500.00 | |
| | | Totals: | 1 | \$12,500.00 | |

GCCF Program Statistics - Overall Summary

(as of November 16, 2010, 5:05 PM ET)

| County | Total Claims | Claimant Type | Claims Paid | Amount Paid | Payments in County |
|----------------------------------|--------------|-----------------------------|--------------------|---------------------|--|
| Jefferson Davis (Mississippi) | 140 | <u>Claimant Type</u> | <u>Claims Paid</u> | <u>Amount Paid</u> | Payments in County  Resident |
| | | Resident of County | 2 | \$27,200.00 | |
| | | Totals: | 2 | \$27,200.00 | |
| | | | | | |
| Jones (Mississippi) | 170 | <u>Claimant Type</u> | <u>Claims Paid</u> | <u>Amount Paid</u> | Payments in County  Resident Both |
| | | Resident of County | 12 | \$192,400.00 | |
| | | Resident and Loss in County | 1 | \$50,000.00 | |
| | | Totals: | 13 | \$242,400.00 | |
| Kemper (Mississippi) | 6 | <u>Claimant Type</u> | <u>Claims Paid</u> | <u>Amount Paid</u> | Payments in County  Loss |
| | | Claim Loss in County | 2 | \$108,800.00 | |
| | | Totals: | 2 | \$108,800.00 | |
| | | | | | |
| Lafayette (Mississippi) | 19 | <u>Claimant Type</u> | <u>Claims Paid</u> | <u>Amount Paid</u> | Payments in County  Resident |
| | | Resident of County | 8 | \$88,700.00 | |
| | | Totals: | 8 | \$88,700.00 | |
| | | | | | |
| Lamar (Mississippi) | 173 | <u>Claimant Type</u> | <u>Claims Paid</u> | <u>Amount Paid</u> | Payments in County  Resident Loss Both |
| | | Resident of County | 12 | \$159,900.00 | |
| | | Resident and Loss in County | 3 | \$102,000.00 | |
| | | Claim Loss in County | 2 | \$34,000.00 | |
| | | Totals: | 17 | \$295,900.00 | |

GCCF Program Statistics - Overall Summary

(as of November 16, 2010, 5:05 PM ET)






| County (Mississippi) | Total Claims | Claimant Type | Claims Paid | Amount Paid | Payments in County |
|---------------------------------|--------------|-----------------------------|--------------------|---------------------|---|
| Lauderdale (Mississippi) | 86 | <u>Claimant Type</u> | <u>Claims Paid</u> | <u>Amount Paid</u> | Payments in County  <ul style="list-style-type: none"> Resident |
| | | Resident of County | 15 | \$150,100.00 | |
| | | Totals: | 15 | \$150,100.00 | |
| Lawrence (Mississippi) | 97 | <u>Claimant Type</u> | <u>Claims Paid</u> | <u>Amount Paid</u> | Payments in County  <ul style="list-style-type: none"> Resident Loss Both |
| | | Resident of County | 2 | \$21,700.00 | |
| | | Resident and Loss in County | 5 | \$67,500.00 | |
| | | Claim Loss in County | 2 | \$18,500.00 | |
| Totals: | 9 | \$107,700.00 | | | |
| Leake (Mississippi) | 15 | <u>Claimant Type</u> | <u>Claims Paid</u> | <u>Amount Paid</u> | Payments in County  <ul style="list-style-type: none"> Resident |
| | | Resident of County | 2 | \$63,000.00 | |
| | | Totals: | 2 | \$63,000.00 | |
| Lee (Mississippi) | 23 | <u>Claimant Type</u> | <u>Claims Paid</u> | <u>Amount Paid</u> | Payments in County  <ul style="list-style-type: none"> Resident |
| | | Resident of County | 9 | \$92,000.00 | |
| | | Totals: | 9 | \$92,000.00 | |
| Leflore (Mississippi) | 9 | <u>Claimant Type</u> | <u>Claims Paid</u> | <u>Amount Paid</u> | Payments in County  <ul style="list-style-type: none"> Resident |
| | | Resident of County | 1 | \$7,800.00 | |
| | | Totals: | 1 | \$7,800.00 | |

GCCF Program Statistics - Overall Summary (as of November 16, 2010, 5:05 PM ET)

| County (Mississippi) | Total Claims | Claimant Type | Claims Paid | Amount Paid | Payments in County |
|------------------------------|--------------|-----------------------------|--------------------|---------------------|---|
| Lincoln (Mississippi) | 40 | <u>Claimant Type</u> | <u>Claims Paid</u> | <u>Amount Paid</u> | <ul style="list-style-type: none"> ■ Resident ■ Loss ■ Both |
| | | Resident of County | 5 | \$114,200.00 | |
| | | Resident and Loss in County | 1 | \$22,200.00 | |
| | | Claim Loss in County | 1 | \$100,000.00 | |
| Totals: | 7 | \$236,400.00 | | | |
| Lowndes (Mississippi) | 34 | <u>Claimant Type</u> | <u>Claims Paid</u> | <u>Amount Paid</u> | <ul style="list-style-type: none"> ■ Resident ■ Both |
| | | Resident of County | 12 | \$108,100.00 | |
| | | Resident and Loss in County | 1 | \$2,400.00 | |
| | | Totals: | 13 | \$110,500.00 | |
| Madison (Mississippi) | 139 | <u>Claimant Type</u> | <u>Claims Paid</u> | <u>Amount Paid</u> | <ul style="list-style-type: none"> ■ Resident ■ Both |
| | | Resident of County | 34 | \$340,900.00 | |
| | | Resident and Loss in County | 3 | \$52,400.00 | |
| | | Totals: | 37 | \$393,300.00 | |
| Marion (Mississippi) | 251 | <u>Claimant Type</u> | <u>Claims Paid</u> | <u>Amount Paid</u> | <ul style="list-style-type: none"> ■ Resident ■ Loss ■ Both |
| | | Resident of County | 6 | \$134,600.00 | |
| | | Resident and Loss in County | 6 | \$123,400.00 | |
| | | Claim Loss in County | 1 | \$18,000.00 | |
| Totals: | 13 | \$276,000.00 | | | |
| Monroe (Mississippi) | 15 | <u>Claimant Type</u> | <u>Claims Paid</u> | <u>Amount Paid</u> | <ul style="list-style-type: none"> ■ Resident |
| | | Resident of County | 10 | \$97,800.00 | |
| | | Totals: | 10 | \$97,800.00 | |


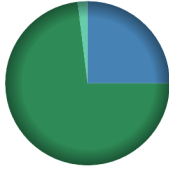

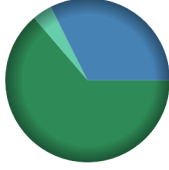

GCCF Program Statistics - Overall Summary

(as of November 16, 2010, 5:05 PM ET)

| County | Total Claims | Claimant Type | Claims Paid | Amount Paid | Payments in County |
|-----------------------------|--------------|----------------------|--------------------|--------------------|--|
| Montgomery (Mississippi) | 2 | <u>Claimant Type</u> | <u>Claims Paid</u> | <u>Amount Paid</u> | Payments in County  Resident |
| | | Resident of County | 1 | \$20,000.00 | |
| | | Totals: | 1 | \$20,000.00 | |
| Neshoba (Mississippi) | 43 | <u>Claimant Type</u> | <u>Claims Paid</u> | <u>Amount Paid</u> | Payments in County  Resident Loss |
| | | Resident of County | 3 | \$160,600.00 | |
| | | Claim Loss in County | 2 | \$137,300.00 | |
| Totals: | 5 | \$297,900.00 | | | |
| Newton (Mississippi) | 12 | <u>Claimant Type</u> | <u>Claims Paid</u> | <u>Amount Paid</u> | Payments in County  Resident |
| | | Resident of County | 3 | \$82,600.00 | |
| | | Totals: | 3 | \$82,600.00 | |
| Noxubee (Mississippi) | 13 | <u>Claimant Type</u> | <u>Claims Paid</u> | <u>Amount Paid</u> | Payments in County  Resident |
| | | Resident of County | 1 | \$8,800.00 | |
| | | Totals: | 1 | \$8,800.00 | |
| Oktibbeha (Mississippi) | 23 | <u>Claimant Type</u> | <u>Claims Paid</u> | <u>Amount Paid</u> | Payments in County  Resident |
| | | Resident of County | 8 | \$98,800.00 | |
| | | Totals: | 8 | \$98,800.00 | |

GCCF Program Statistics - Overall Summary

(as of November 16, 2010, 5:05 PM ET)



| County (Mississippi) | Total Claims | Claimant Type | Claims Paid | Amount Paid | Payments in County |
|----------------------|--------------|-----------------------------|--------------------|-----------------------|--|
| Panola | 5 | <u>Claimant Type</u> | <u>Claims Paid</u> | <u>Amount Paid</u> |  <ul style="list-style-type: none"> Resident |
| | | Resident of County | 2 | \$14,700.00 | |
| | | Totals: | 2 | \$14,700.00 | |
| | | | | | |
| Pearl River | 1,092 | <u>Claimant Type</u> | <u>Claims Paid</u> | <u>Amount Paid</u> |  <ul style="list-style-type: none"> Resident Loss Both |
| | | Resident of County | 144 | \$1,664,400.00 | |
| | | Resident and Loss in County | 18 | \$569,300.00 | |
| | | Claim Loss in County | 1 | \$44,000.00 | |
| | | Totals: | 163 | \$2,277,700.00 | |
| Perry | 62 | <u>Claimant Type</u> | <u>Claims Paid</u> | <u>Amount Paid</u> |  <ul style="list-style-type: none"> Resident Both |
| | | Resident of County | 4 | \$82,200.00 | |
| | | Resident and Loss in County | 3 | \$44,200.00 | |
| | | Totals: | 7 | \$126,400.00 | |
| Pike | 197 | <u>Claimant Type</u> | <u>Claims Paid</u> | <u>Amount Paid</u> |  <ul style="list-style-type: none"> Resident Loss Both |
| | | Resident of County | 19 | \$196,900.00 | |
| | | Resident and Loss in County | 1 | \$100,000.00 | |
| | | Claim Loss in County | 1 | \$12,000.00 | |
| | | Totals: | 21 | \$308,900.00 | |
| Rankin | 111 | <u>Claimant Type</u> | <u>Claims Paid</u> | <u>Amount Paid</u> |  <ul style="list-style-type: none"> Resident Loss |
| | | Resident of County | 27 | \$454,300.00 | |
| | | Claim Loss in County | 1 | \$2,000.00 | |
| | | Totals: | 28 | \$456,300.00 | |

GCCF Program Statistics - Overall Summary

(as of November 16, 2010, 5:05 PM ET)

| Claimant Name | Total Claims | Claimant Type | Claims Paid | Amount Paid | Payments in County |
|------------------------------|--------------|-----------------------------|--------------------|-----------------------|---|
| Scott (Mississippi) | 26 | <u>Claimant Type</u> | <u>Claims Paid</u> | <u>Amount Paid</u> | Payments in County  <ul style="list-style-type: none"> Resident |
| | | Resident of County | 7 | \$68,700.00 | |
| | | Totals: | 7 | \$68,700.00 | |
| Sharkey (Mississippi) | 1 | <u>Claimant Type</u> | <u>Claims Paid</u> | <u>Amount Paid</u> | Payments in County  <ul style="list-style-type: none"> Resident |
| | | Resident of County | 1 | \$4,800.00 | |
| | | Totals: | 1 | \$4,800.00 | |
| Simpson (Mississippi) | 48 | <u>Claimant Type</u> | <u>Claims Paid</u> | <u>Amount Paid</u> | Payments in County  <ul style="list-style-type: none"> Resident Both |
| | | Resident of County | 4 | \$42,700.00 | |
| | | Resident and Loss in County | 1 | \$30,800.00 | |
| | | Totals: | 5 | \$73,500.00 | |
| Smith (Mississippi) | 56 | <u>Claimant Type</u> | <u>Claims Paid</u> | <u>Amount Paid</u> | Payments in County  <ul style="list-style-type: none"> Resident |
| | | Resident of County | 1 | \$3,100.00 | |
| | | Totals: | 1 | \$3,100.00 | |
| Stone (Mississippi) | 676 | <u>Claimant Type</u> | <u>Claims Paid</u> | <u>Amount Paid</u> | Payments in County  <ul style="list-style-type: none"> Resident Loss Both |
| | | Resident of County | 96 | \$1,430,600.00 | |
| | | Resident and Loss in County | 23 | \$772,300.00 | |
| | | Claim Loss in County | 7 | \$90,800.00 | |
| | | Totals: | 126 | \$2,293,700.00 | |




GCCF Program Statistics - Overall Summary (as of November 16, 2010, 5:05 PM ET)

| County | Total Claims | Claimant Type | Claims Paid | Amount Paid | Payments in County |
|--------------------------|--------------|--------------------|-------------|---------------------|--|
| Sunflower (Mississippi) | 16 | | | |  ■ Resident |
| | | Resident of County | 3 | \$26,800.00 | |
| | | Totals: | 3 | \$26,800.00 | |
| Tishomingo (Mississippi) | 2 | | | |  ■ Resident |
| | | Resident of County | 1 | \$2,100.00 | |
| | | Totals: | 1 | \$2,100.00 | |
| Unknown (Mississippi) | 127 | | | |  ■ Resident |
| | | Resident of County | 17 | \$256,700.00 | |
| | | Totals: | 17 | \$256,700.00 | |
| Walthall (Mississippi) | 75 | | | |  ■ Resident |
| | | Resident of County | 1 | \$19,400.00 | |
| | | Totals: | 1 | \$19,400.00 | |
| Warren (Mississippi) | 28 | | | |  ■ Resident |
| | | Resident of County | 6 | \$45,900.00 | |
| | | Totals: | 6 | \$45,900.00 | |




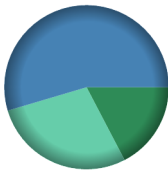

GCCF Program Statistics - Overall Summary (as of November 16, 2010, 5:05 PM ET)

| County (Mississippi) | Total Claims | Claimant Type | Claims Paid | Amount Paid | Payments in County |
|---------------------------------|--------------|-----------------------------|--------------------|--------------------|--|
| Washington (Mississippi) | 21 | <u>Claimant Type</u> | <u>Claims Paid</u> | <u>Amount Paid</u> | <ul style="list-style-type: none"> Resident Both |
| | | Resident of County | 3 | \$9,600.00 | |
| | | Resident and Loss in County | 1 | \$2,200.00 | |
| | | Totals: | 4 | \$11,800.00 | |
| Wayne (Mississippi) | 127 | <u>Claimant Type</u> | <u>Claims Paid</u> | <u>Amount Paid</u> | <ul style="list-style-type: none"> Resident Loss Both |
| | | Resident of County | 4 | \$95,800.00 | |
| | | Resident and Loss in County | 3 | \$86,600.00 | |
| | | Claim Loss in County | 1 | \$5,900.00 | |
| Totals: | 8 | \$188,300.00 | | | |
| Webster (Mississippi) | 2 | <u>Claimant Type</u> | <u>Claims Paid</u> | <u>Amount Paid</u> | <ul style="list-style-type: none"> Resident |
| | | Resident of County | 1 | \$3,000.00 | |
| | | Totals: | 1 | \$3,000.00 | |
| Wilkinson (Mississippi) | 23 | <u>Claimant Type</u> | <u>Claims Paid</u> | <u>Amount Paid</u> | <ul style="list-style-type: none"> Resident |
| | | Resident of County | 2 | \$10,800.00 | |
| | | Totals: | 2 | \$10,800.00 | |
| Winston (Mississippi) | 30 | <u>Claimant Type</u> | <u>Claims Paid</u> | <u>Amount Paid</u> | <ul style="list-style-type: none"> Resident |
| | | Resident of County | 2 | \$8,500.00 | |
| | | Totals: | 2 | \$8,500.00 | |

GCCF Program Statistics - Overall Summary (as of November 16, 2010, 5:05 PM ET)


| County | Total Claims | Claimant Type | Claims Paid | Amount Paid | Payments in County |
|----------------------------|--------------|-----------------------------|--------------------|----------------------|--|
| Yazoo (Mississippi) | 6 | <u>Claimant Type</u> | <u>Claims Paid</u> | <u>Amount Paid</u> | Payments in County  |
| | | Resident of County | 1 | \$3,300.00 | |
| | | Claim Loss in County | 1 | \$74,400.00 | |
| | | Totals: | 2 | \$77,700.00 | |
| Anderson (Texas) | 4 | <u>Claimant Type</u> | <u>Claims Paid</u> | <u>Amount Paid</u> | Payments in County  |
| | | Resident of County | 1 | \$3,300.00 | |
| | | Totals: | 1 | \$3,300.00 | |
| | | Angelina (Texas) | 13 | <u>Claimant Type</u> | |
| Resident of County | 1 | | | \$6,500.00 | |
| Totals: | 1 | | | \$6,500.00 | |
| Aransas (Texas) | 70 | | | <u>Claimant Type</u> | <u>Claims Paid</u> |
| | | Resident of County | 1 | \$13,700.00 | |
| | | Resident and Loss in County | 11 | \$158,000.00 | |
| | | Claim Loss in County | 5 | \$42,600.00 | |
| | | Totals: | 17 | \$214,300.00 | |
| Austin (Texas) | 2 | <u>Claimant Type</u> | <u>Claims Paid</u> | <u>Amount Paid</u> | Payments in County  |
| | | Claim Loss in County | 1 | \$7,400.00 | |
| | | Totals: | 1 | \$7,400.00 | |

GCCF Program Statistics - Overall Summary (as of November 16, 2010, 5:05 PM ET)

| County (Texas) | Total Claims | Claimant Type | Claims Paid | Amount Paid | Payments in County |
|----------------------|--------------|-----------------------------|--------------------|--------------------|--|
| Bay (Texas) | 1 | <u>Claimant Type</u> | <u>Claims Paid</u> | <u>Amount Paid</u> |  <ul style="list-style-type: none"> Loss |
| | | Claim Loss in County | 1 | \$30,100.00 | |
| | | Totals: | 1 | \$30,100.00 | |
| Bexar (Texas) | 114 | <u>Claimant Type</u> | <u>Claims Paid</u> | <u>Amount Paid</u> |  <ul style="list-style-type: none"> Resident Both |
| | | Resident of County | 17 | \$224,400.00 | |
| | | Resident and Loss in County | 2 | \$182,000.00 | |
| Totals: | 19 | \$406,400.00 | | | |
| Bowie (Texas) | 6 | <u>Claimant Type</u> | <u>Claims Paid</u> | <u>Amount Paid</u> |  <ul style="list-style-type: none"> Resident |
| | | Resident of County | 1 | \$2,600.00 | |
| | | Totals: | 1 | \$2,600.00 | |
| Brazoria (Texas) | 168 | <u>Claimant Type</u> | <u>Claims Paid</u> | <u>Amount Paid</u> |  <ul style="list-style-type: none"> Resident Loss Both |
| | | Resident of County | 12 | \$295,300.00 | |
| | | Resident and Loss in County | 23 | \$928,600.00 | |
| Claim Loss in County | 29 | \$477,000.00 | | | |
| Totals: | 64 | \$1,700,900.00 | | | |
| Brazos (Texas) | 9 | <u>Claimant Type</u> | <u>Claims Paid</u> | <u>Amount Paid</u> |  <ul style="list-style-type: none"> Resident |
| | | Resident of County | 1 | \$18,000.00 | |
| | | Totals: | 1 | \$18,000.00 | |

GCCF Program Statistics - Overall Summary

(as of November 16, 2010, 5:05 PM ET)





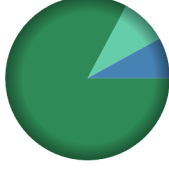
| County (Texas) | Total Claims | Claimant Type | Claims Paid | Amount Paid | Payments in County |
|-----------------------------|--------------|-----------------------------|--------------------|-----------------------|--|
| Brown (Texas) | 1 | <u>Claimant Type</u> | <u>Claims Paid</u> | <u>Amount Paid</u> | Payments in County  <ul style="list-style-type: none"> Resident |
| | | Resident of County | 1 | \$8,600.00 | |
| | | Totals: | 1 | \$8,600.00 | |
| | | Calhoun (Texas) | 128 | <u>Claimant Type</u> | |
| Resident of County | 11 | | | \$566,600.00 | |
| Resident and Loss in County | 8 | | | \$582,200.00 | |
| Claim Loss in County | 25 | | | \$416,500.00 | |
| Totals: | 44 | | | \$1,565,300.00 | |
| Cameron (Texas) | 362 | <u>Claimant Type</u> | <u>Claims Paid</u> | <u>Amount Paid</u> | Payments in County  <ul style="list-style-type: none"> Resident Both |
| | | Resident of County | 11 | \$270,800.00 | |
| | | Resident and Loss in County | 48 | \$1,126,100.00 | |
| | | Totals: | 59 | \$1,396,900.00 | |
| Chambers (Texas) | 51 | <u>Claimant Type</u> | <u>Claims Paid</u> | <u>Amount Paid</u> | Payments in County  <ul style="list-style-type: none"> Resident Loss Both |
| | | Resident of County | 4 | \$111,000.00 | |
| | | Resident and Loss in County | 18 | \$706,700.00 | |
| | | Claim Loss in County | 6 | \$122,500.00 | |
| | | Totals: | 28 | \$940,200.00 | |
| Cherokee (Texas) | 4 | <u>Claimant Type</u> | <u>Claims Paid</u> | <u>Amount Paid</u> | Payments in County  <ul style="list-style-type: none"> Resident |
| | | Resident of County | 1 | \$1,700.00 | |
| | | Totals: | 1 | \$1,700.00 | |

GCCF Program Statistics - Overall Summary

(as of November 16, 2010, 5:05 PM ET)

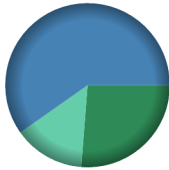
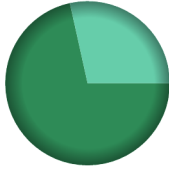



| County (Texas) | Total Claims | Claimant Type | Claims Paid | Amount Paid | Payments in County |
|------------------|--------------|-----------------------------|--------------------|---------------------|---|
| Collin (Texas) | 92 | <u>Claimant Type</u> | <u>Claims Paid</u> | <u>Amount Paid</u> | Payments in County  <ul style="list-style-type: none"> ■ Resident ■ Loss |
| | | Resident of County | 35 | \$389,300.00 | |
| | | Claim Loss in County | 3 | \$102,100.00 | |
| | | Totals: | 38 | \$491,400.00 | |
| Colorado (Texas) | 4 | <u>Claimant Type</u> | <u>Claims Paid</u> | <u>Amount Paid</u> | Payments in County  <ul style="list-style-type: none"> ■ Resident |
| | | Resident of County | 1 | \$36,000.00 | |
| | | Totals: | 1 | \$36,000.00 | |
| Comal (Texas) | 16 | <u>Claimant Type</u> | <u>Claims Paid</u> | <u>Amount Paid</u> | Payments in County  <ul style="list-style-type: none"> ■ Resident |
| | | Resident of County | 8 | \$181,600.00 | |
| | | Totals: | 8 | \$181,600.00 | |
| Dallas (Texas) | 346 | <u>Claimant Type</u> | <u>Claims Paid</u> | <u>Amount Paid</u> | Payments in County  <ul style="list-style-type: none"> ■ Resident ■ Loss ■ Both |
| | | Resident of County | 44 | \$572,200.00 | |
| | | Resident and Loss in County | 2 | \$145,500.00 | |
| | | Claim Loss in County | 8 | \$113,500.00 | |
| | | Totals: | 54 | \$831,200.00 | |
| Denton (Texas) | 48 | <u>Claimant Type</u> | <u>Claims Paid</u> | <u>Amount Paid</u> | Payments in County  <ul style="list-style-type: none"> ■ Resident |
| | | Resident of County | 13 | \$119,000.00 | |
| | | Totals: | 13 | \$119,000.00 | |

GCCF Program Statistics - Overall Summary (as of November 16, 2010, 5:05 PM ET)

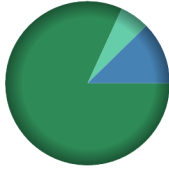


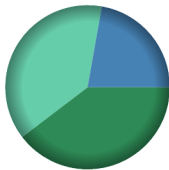

| Ector (Texas) | 2 | <u>Claimant Type</u> | <u>Claims Paid</u> | <u>Amount Paid</u> | Payments in County |
|--------------------------|------------|-----------------------------|--------------------|-----------------------|--|
| | | Resident of County | 1 | \$1,500.00 |  <ul style="list-style-type: none"> Resident |
| | | Totals: | 1 | \$1,500.00 | |
| El Paso (Texas) | 7 | <u>Claimant Type</u> | <u>Claims Paid</u> | <u>Amount Paid</u> | Payments in County |
| | | Resident of County | 1 | \$3,700.00 |  <ul style="list-style-type: none"> Resident |
| | | Totals: | 1 | \$3,700.00 | |
| Ellis (Texas) | 9 | <u>Claimant Type</u> | <u>Claims Paid</u> | <u>Amount Paid</u> | Payments in County |
| | | Resident of County | 1 | \$25,000.00 |  <ul style="list-style-type: none"> Resident |
| | | Totals: | 1 | \$25,000.00 | |
| Foard (Texas) | 1 | <u>Claimant Type</u> | <u>Claims Paid</u> | <u>Amount Paid</u> | Payments in County |
| | | Resident of County | 1 | \$13,000.00 |  <ul style="list-style-type: none"> Resident |
| | | Totals: | 1 | \$13,000.00 | |
| Fort Bend (Texas) | 203 | <u>Claimant Type</u> | <u>Claims Paid</u> | <u>Amount Paid</u> | Payments in County |
| | | Resident of County | 32 | \$1,331,500.00 |  <ul style="list-style-type: none"> Resident Loss Both |
| | | Resident and Loss in County | 7 | \$129,300.00 | |
| | | Claim Loss in County | 6 | \$147,300.00 | |
| | | Totals: | 45 | \$1,608,100.00 | |

GCCF Program Statistics - Overall Summary

(as of November 16, 2010, 5:05 PM ET)

| County | Total Claims | Claimant Type | Claims Paid | Amount Paid | Payments in County |
|-------------------|--------------|-----------------------------|------------------------|--------------------|---|
| Galveston (Texas) | 1,187 | <u>Claimant Type</u> | <u>Claims Paid</u> | <u>Amount Paid</u> |  <ul style="list-style-type: none"> ■ Resident ■ Loss ■ Both |
| | | Resident of County | 126 | \$3,621,800.00 | |
| | | Resident and Loss in County | 362 | \$8,254,700.00 | |
| | | Claim Loss in County | 115 | \$1,934,500.00 | |
| Totals: | | 603 | \$13,811,000.00 | | |
| Grayson (Texas) | 4 | <u>Claimant Type</u> | <u>Claims Paid</u> | <u>Amount Paid</u> |  <ul style="list-style-type: none"> ■ Resident ■ Loss |
| | | Resident of County | 1 | \$8,300.00 | |
| | | Claim Loss in County | 1 | \$3,300.00 | |
| Totals: | | 2 | \$11,600.00 | | |
| Gregg (Texas) | 6 | <u>Claimant Type</u> | <u>Claims Paid</u> | <u>Amount Paid</u> |  <ul style="list-style-type: none"> ■ Resident |
| | | Resident of County | 4 | \$33,600.00 | |
| Totals: | | 4 | \$33,600.00 | | |
| Guadalupe (Texas) | 3 | <u>Claimant Type</u> | <u>Claims Paid</u> | <u>Amount Paid</u> |  <ul style="list-style-type: none"> ■ Resident |
| | | Resident of County | 2 | \$42,600.00 | |
| Totals: | | 2 | \$42,600.00 | | |
| Hardin (Texas) | 17 | <u>Claimant Type</u> | <u>Claims Paid</u> | <u>Amount Paid</u> |  <ul style="list-style-type: none"> ■ Both |
| | | Resident and Loss in County | 1 | \$10,000.00 | |
| Totals: | | 1 | \$10,000.00 | | |

GCCF Program Statistics - Overall Summary (as of November 16, 2010, 5:05 PM ET)






| | | | | | | |
|-------------------------|--------------|-----------------------------|--------------------|------------------------|---------------------------|---|
| Harris (Texas) | 2,639 | <u>Claimant Type</u> | <u>Claims Paid</u> | <u>Amount Paid</u> | Payments in County | |
| | | Resident of County | 366 | \$26,834,800.00 | |  <ul style="list-style-type: none"> ■ Resident ■ Loss ■ Both |
| | | Resident and Loss in County | 142 | \$4,044,600.00 | | |
| | | Claim Loss in County | 105 | \$1,915,200.00 | | |
| | | Totals: | 613 | \$32,794,600.00 | | |
| Harrison (Texas) | 2 | <u>Claimant Type</u> | <u>Claims Paid</u> | <u>Amount Paid</u> | Payments in County | |
| | | Resident of County | 1 | \$10,400.00 | |  <ul style="list-style-type: none"> ■ Resident |
| | | Totals: | 1 | \$10,400.00 | | |
| Hays (Texas) | 9 | <u>Claimant Type</u> | <u>Claims Paid</u> | <u>Amount Paid</u> | Payments in County | |
| | | Resident of County | 2 | \$41,300.00 | |  <ul style="list-style-type: none"> ■ Resident |
| | | Totals: | 2 | \$41,300.00 | | |
| Hidalgo (Texas) | 62 | <u>Claimant Type</u> | <u>Claims Paid</u> | <u>Amount Paid</u> | Payments in County | |
| | | Resident of County | 3 | \$10,700.00 | |  <ul style="list-style-type: none"> ■ Resident ■ Loss ■ Both |
| | | Resident and Loss in County | 1 | \$6,000.00 | | |
| | | Claim Loss in County | 1 | \$10,300.00 | | |
| | | Totals: | 5 | \$27,000.00 | | |
| Hill (Texas) | 2 | <u>Claimant Type</u> | <u>Claims Paid</u> | <u>Amount Paid</u> | Payments in County | |
| | | Resident of County | 1 | \$21,600.00 | |  <ul style="list-style-type: none"> ■ Resident |
| | | Totals: | 1 | \$21,600.00 | | |

GCCF Program Statistics - Overall Summary

(as of November 16, 2010, 5:05 PM ET)

| County (Texas) | Total Claims | Claimant Type | Claims Paid | Amount Paid | Payments in County |
|----------------|--------------|-----------------------------|-------------|------------------------|---|
| Hopkins | 3 | Resident of County | 1 | \$9,700.00 |  Resident |
| | | Totals: | 1 | \$9,700.00 | |
| | | | | | |
| Jasper | 23 | Resident of County | 5 | \$190,700.00 |  Resident |
| | | Totals: | 5 | \$190,700.00 | |
| | | | | | |
| Jefferson | 1,306 | Resident of County | 108 | \$2,950,200.00 |  Resident Loss Both |
| | | Resident and Loss in County | 280 | \$6,546,900.00 | |
| | | Claim Loss in County | 52 | \$1,247,200.00 | |
| | | Totals: | 440 | \$10,744,300.00 | |
| Jim Hogg | 1 | Claim Loss in County | 1 | \$32,400.00 |  Loss |
| | | Totals: | 1 | \$32,400.00 | |
| | | | | | |
| Jim Wells | 1 | Resident and Loss in County | 1 | \$79,900.00 |  Both |
| | | Totals: | 1 | \$79,900.00 | |
| | | | | | |

GCCF Program Statistics - Overall Summary (as of November 16, 2010, 5:05 PM ET)

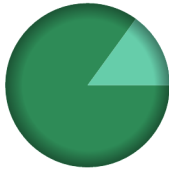

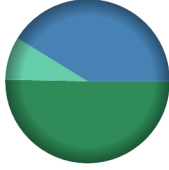
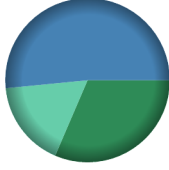

| County | Total Claims | Claimant Type | Claims Paid | Amount Paid | Payments in County |
|-----------------|--------------|----------------------|--------------------|---------------------|---|
| Johnson (Texas) | 15 | <u>Claimant Type</u> | <u>Claims Paid</u> | <u>Amount Paid</u> | Payments in County  ■ Resident |
| | | Resident of County | 4 | \$131,000.00 | |
| | | Totals: | 4 | \$131,000.00 | |
| Kaufman (Texas) | 7 | <u>Claimant Type</u> | <u>Claims Paid</u> | <u>Amount Paid</u> | Payments in County  ■ Resident |
| | | Resident of County | 1 | \$11,600.00 | |
| | | Totals: | 1 | \$11,600.00 | |
| Kendall (Texas) | 2 | <u>Claimant Type</u> | <u>Claims Paid</u> | <u>Amount Paid</u> | Payments in County  ■ Resident |
| | | Resident of County | 2 | \$15,700.00 | |
| | | Totals: | 2 | \$15,700.00 | |
| Kleberg (Texas) | 1 | <u>Claimant Type</u> | <u>Claims Paid</u> | <u>Amount Paid</u> | Payments in County  ■ Resident |
| | | Resident of County | 1 | \$32,400.00 | |
| | | Totals: | 1 | \$32,400.00 | |
| Lamar (Texas) | 1 | <u>Claimant Type</u> | <u>Claims Paid</u> | <u>Amount Paid</u> | Payments in County  ■ Resident |
| | | Resident of County | 1 | \$3,200.00 | |
| | | Totals: | 1 | \$3,200.00 | |

GCCF Program Statistics - Overall Summary (as of November 16, 2010, 5:05 PM ET)


| County (Texas) | Total Claims | Claimant Type | Claims Paid | Amount Paid | Payments in County |
|-------------------|--------------|-----------------------------|-------------|-----------------------|--|
| Liberty (Texas) | 16 | | | | <ul style="list-style-type: none"> Resident Both |
| | | Resident of County | 2 | \$31,400.00 | |
| | | Resident and Loss in County | 2 | \$105,000.00 | |
| | | Totals: | 4 | \$136,400.00 | |
| Lubbock (Texas) | 5 | | | | <ul style="list-style-type: none"> Resident |
| | | Resident of County | 1 | \$3,400.00 | |
| | | Totals: | 1 | \$3,400.00 | |
| Matagorda (Texas) | 253 | | | | <ul style="list-style-type: none"> Resident Loss Both |
| | | Resident of County | 15 | \$821,200.00 | |
| | | Resident and Loss in County | 74 | \$3,129,100.00 | |
| | | Claim Loss in County | 12 | \$820,100.00 | |
| | | Totals: | 101 | \$4,770,400.00 | |
| McLennan (Texas) | 16 | | | | <ul style="list-style-type: none"> Resident |
| | | Resident of County | 10 | \$196,100.00 | |
| | | Totals: | 10 | \$196,100.00 | |
| Milam (Texas) | 1 | | | | <ul style="list-style-type: none"> Resident |
| | | Resident of County | 1 | \$5,800.00 | |
| | | Totals: | 1 | \$5,800.00 | |

GCCF Program Statistics - Overall Summary




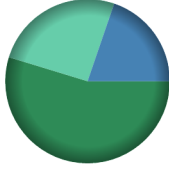

(as of November 16, 2010, 5:05 PM ET)

| County (Texas) | Total Claims | Claimant Type | Claims Paid | Amount Paid | Payments in County |
|----------------|--------------|-----------------------------|-------------|---------------------|--|
| Montgomery | 136 | Resident of County | 21 | \$400,300.00 |  <ul style="list-style-type: none"> Resident Both |
| | | Resident and Loss in County | 2 | \$70,700.00 | |
| | | Totals: | 23 | \$471,000.00 | |
| | | | | | |
| Nacogdoches | 19 | Resident of County | 1 | \$41,600.00 |  <ul style="list-style-type: none"> Resident Loss |
| | | Claim Loss in County | 4 | \$250,400.00 | |
| | | Totals: | 5 | \$292,000.00 | |
| | | | | | |
| Nueces | 83 | Resident of County | 5 | \$90,200.00 |  <ul style="list-style-type: none"> Resident Loss Both |
| | | Resident and Loss in County | 3 | \$73,900.00 | |
| | | Claim Loss in County | 1 | \$15,200.00 | |
| | | Totals: | 9 | \$179,300.00 | |
| | | | | | |
| Orange | 180 | Resident of County | 20 | \$258,600.00 |  <ul style="list-style-type: none"> Resident Loss Both |
| | | Resident and Loss in County | 17 | \$423,900.00 | |
| | | Claim Loss in County | 6 | \$139,800.00 | |
| | | Totals: | 43 | \$822,300.00 | |
| | | | | | |
| Parker | 4 | Resident of County | 2 | \$17,300.00 |  <ul style="list-style-type: none"> Resident |
| | | Totals: | 2 | \$17,300.00 | |
| | | | | | |

GCCF Program Statistics - Overall Summary (as of November 16, 2010, 5:05 PM ET)

| County (Texas) | Total Claims | Claimant Type | Claims Paid | Amount Paid | Payments in County |
|------------------|--------------|----------------------|--------------------|--------------------|---|
| Polk (Texas) | 6 | <u>Claimant Type</u> | <u>Claims Paid</u> | <u>Amount Paid</u> | Payments in County  Resident |
| | | Resident of County | 2 | \$81,700.00 | |
| | | Totals: | 2 | \$81,700.00 | |
| Presidio (Texas) | 2 | <u>Claimant Type</u> | <u>Claims Paid</u> | <u>Amount Paid</u> | Payments in County  Resident |
| | | Resident of County | 2 | \$3,900.00 | |
| | | Totals: | 2 | \$3,900.00 | |
| Refugio (Texas) | 2 | <u>Claimant Type</u> | <u>Claims Paid</u> | <u>Amount Paid</u> | Payments in County  Resident |
| | | Resident of County | 1 | \$26,900.00 | |
| | | Totals: | 1 | \$26,900.00 | |
| Rockwall (Texas) | 7 | <u>Claimant Type</u> | <u>Claims Paid</u> | <u>Amount Paid</u> | Payments in County  Resident |
| | | Resident of County | 3 | \$46,500.00 | |
| | | Totals: | 3 | \$46,500.00 | |
| Sabine (Texas) | 3 | <u>Claimant Type</u> | <u>Claims Paid</u> | <u>Amount Paid</u> | Payments in County  Resident |
| | | Resident of County | 1 | \$40,000.00 | |
| | | Totals: | 1 | \$40,000.00 | |

GCCF Program Statistics - Overall Summary (as of November 16, 2010, 5:05 PM ET)

| County (Texas) | Total Claims | Claimant Type | Claims Paid | Amount Paid | Payments in County |
|----------------------|--------------|-----------------------------|--------------------|---------------------|---|
| San Jacinto (Texas) | 6 | <u>Claimant Type</u> | <u>Claims Paid</u> | <u>Amount Paid</u> | Payments in County  <ul style="list-style-type: none"> ■ Resident ■ Loss |
| | | Resident of County | 2 | \$44,600.00 | |
| | | Claim Loss in County | 1 | \$30,000.00 | |
| | | Totals: | 3 | \$74,600.00 | |
| San Patricio (Texas) | 54 | <u>Claimant Type</u> | <u>Claims Paid</u> | <u>Amount Paid</u> | Payments in County  <ul style="list-style-type: none"> ■ Resident ■ Both |
| | | Resident of County | 1 | \$1,000.00 | |
| | | Resident and Loss in County | 6 | \$140,400.00 | |
| | | Totals: | 7 | \$141,400.00 | |
| Smith (Texas) | 8 | <u>Claimant Type</u> | <u>Claims Paid</u> | <u>Amount Paid</u> | Payments in County  <ul style="list-style-type: none"> ■ Resident |
| | | Resident of County | 1 | \$35,200.00 | |
| | | Totals: | 1 | \$35,200.00 | |
| Tarrant (Texas) | 226 | <u>Claimant Type</u> | <u>Claims Paid</u> | <u>Amount Paid</u> | Payments in County  <ul style="list-style-type: none"> ■ Resident ■ Loss ■ Both |
| | | Resident of County | 51 | \$972,900.00 | |
| | | Resident and Loss in County | 4 | \$351,100.00 | |
| | | Claim Loss in County | 7 | \$453,500.00 | |
| Totals: | 62 | \$1,777,500.00 | | | |
| Titus (Texas) | 2 | <u>Claimant Type</u> | <u>Claims Paid</u> | <u>Amount Paid</u> | Payments in County  <ul style="list-style-type: none"> ■ Resident |
| | | Resident of County | 1 | \$1,000.00 | |
| | | Totals: | 1 | \$1,000.00 | |

GCCF Program Statistics - Overall Summary (as of November 16, 2010, 5:05 PM ET)

| County (Texas) | Total Claims | Claimant Type | Claims Paid | Amount Paid | Payments in County |
|-------------------|--------------|-----------------------------|--------------------|---------------------|--|
| Travis (Texas) | 91 | <u>Claimant Type</u> | <u>Claims Paid</u> | <u>Amount Paid</u> | <p>Payments in County</p> <ul style="list-style-type: none"> Resident Both |
| | | Resident of County | 14 | \$155,300.00 | |
| | | Resident and Loss in County | 1 | \$15,000.00 | |
| | | Totals: | 15 | \$170,300.00 | |
| Tyler (Texas) | 4 | <u>Claimant Type</u> | <u>Claims Paid</u> | <u>Amount Paid</u> | <p>Payments in County</p> <ul style="list-style-type: none"> Resident |
| | | Resident of County | 3 | \$28,000.00 | |
| | | Totals: | 3 | \$28,000.00 | |
| Unknown (Texas) | 18 | <u>Claimant Type</u> | <u>Claims Paid</u> | <u>Amount Paid</u> | <p>Payments in County</p> <ul style="list-style-type: none"> Resident |
| | | Resident of County | 2 | \$85,000.00 | |
| | | Totals: | 2 | \$85,000.00 | |
| Vermilion (Texas) | 2 | <u>Claimant Type</u> | <u>Claims Paid</u> | <u>Amount Paid</u> | <p>Payments in County</p> <ul style="list-style-type: none"> Loss |
| | | Claim Loss in County | 2 | \$42,500.00 | |
| | | Totals: | 2 | \$42,500.00 | |
| Victoria (Texas) | 13 | <u>Claimant Type</u> | <u>Claims Paid</u> | <u>Amount Paid</u> | <p>Payments in County</p> <ul style="list-style-type: none"> Resident Loss |
| | | Resident of County | 3 | \$44,700.00 | |
| | | Claim Loss in County | 1 | \$6,900.00 | |
| | | Totals: | 4 | \$51,600.00 | |

GCCF Program Statistics - Overall Summary

(as of November 16, 2010, 5:05 PM ET)

| County (Texas) | Total Claims | Claimant Type | Claims Paid | Amount Paid | Payments in County |
|--------------------|--------------|--------------------|-------------|--------------------|--|
| Waller (Texas) | 5 | | | |  ■ Resident |
| | | Resident of County | 1 | \$24,500.00 | |
| | | Totals: | 1 | \$24,500.00 | |
| Webb (Texas) | 3 | | | |  ■ Resident |
| | | Resident of County | 1 | \$23,800.00 | |
| | | Totals: | 1 | \$23,800.00 | |
| Wichita (Texas) | 5 | | | |  ■ Resident |
| | | Resident of County | 1 | \$2,700.00 | |
| | | Totals: | 1 | \$2,700.00 | |
| Williamson (Texas) | 25 | | | |  ■ Resident |
| | | Resident of County | 7 | \$71,500.00 | |
| | | Totals: | 7 | \$71,500.00 | |
| Wise (Texas) | 1 | | | |  ■ Resident |
| | | Resident of County | 1 | \$7,600.00 | |
| | | Totals: | 1 | \$7,600.00 | |