

## GCCF Program Statistics - Overall Summary (as of November 15, 2010, 5:05 PM ET)

Claimant Status	No. of Claimants
<b>TOTAL GCCF Claimants to Date</b> <i>(Claimants may have one or more Claim Type)</i>	<b>384,644</b>
1. Claimants Paid and Approved for Payment	113,791
2. Claimants Requiring Additional Information or Documentation <i>(Claimants providing no documentation: 79,051)</i>	143,432
3. Claimants Referred to Government, Moratorium and Real Estate funds	152
4. Denied Claimants	48,686
5. Claimants Under Review (Emergency Advance Payment)	70,773
6. Claimants Under Review (for Final Claim only)	7,810

Claimants <i>(Claimants may have one or more Claim Type)</i>	No. of Claimants
1. Individual*	323,265
2. Business*	61,379
<i>*Individual v. Business classification is subject to change.</i>	
<i>Represented Claimants: 8,485</i>	
<b>Total to Date</b>	<b>384,644</b>

Claims by Emergency Or Final Payment	No. of Claims Paid or Approved for Payment	No. of Claims Paid	Amount Paid
1. Emergency Advance Payment (One Month)	10,446	10,420	\$ 93,520,175.88
2. Emergency Advance Payment (Six Months)	103,629	102,390	\$ 1,733,315,315.00
<b>Sub-Total to Date</b>	<b>114,075</b>	<b>112,810</b>	<b>\$ 1,826,835,490.88</b>

Separate Fund for Real Estate Brokers and Agents			\$ 34,500,000.00
<b>Total to Date</b>			<b>\$ 1,861,335,490.88</b>

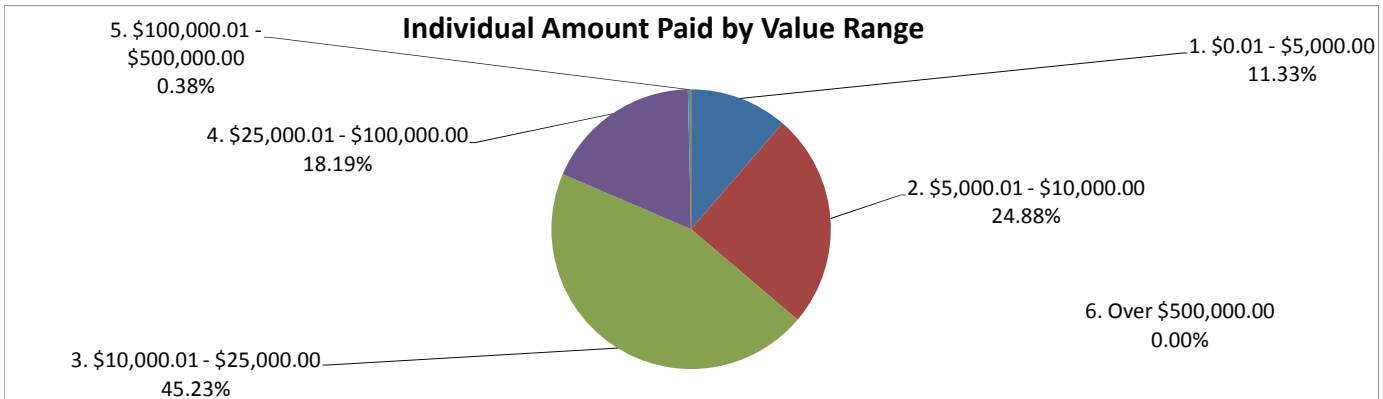
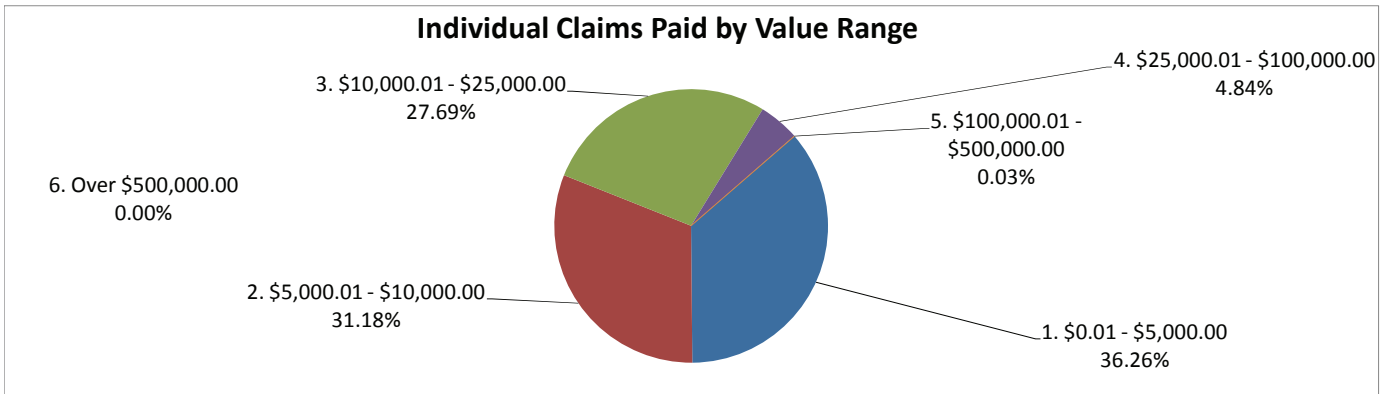
Claims by Category <i>(includes Individual and Business)</i>	No. of Claims Paid	Amount Paid
1. Removal and Clean Up Costs	0	\$ -
2. Real or Personal Property	78	\$ 624,063.38
3. Lost Earnings or Profits	112,709	\$ 1,826,184,091.00
4. Loss of Subsistence Use of Natural Resources	5	\$ 13,000.00
5. Physical Injury / Death	18	\$ 14,336.50
<b>Total to Date</b>	<b>112,810</b>	<b>\$ 1,826,835,490.88</b>

Claims by Type	No. of Claims Paid	No. of Claims Paid where Claimant Participated in BP Claims Process	No. of Claims Paid for new Claimants	Total Amount Paid
1. Individual	82,517	23,663	58,854	\$ 780,370,814.88
2. Business	30,293	21,788	8,505	\$ 1,046,464,676.00
<b>Total to Date</b>	<b>112,810</b>	<b>45,451</b>	<b>67,359</b>	<b>\$ 1,826,835,490.88</b>

**GCCF Program Statistics - Overall Summary**  
(as of November 15, 2010, 5:05 PM ET)

**Individual Claims by Amount**  
(Claimants may have more than one Claim Type)

Claims by Amount	No. of Claims Paid	Amount Paid
1. \$0.01 - \$5,000.00	29,920	\$ 88,420,436.50
2. \$5,000.01 - \$10,000.00	25,728	\$ 194,130,200.00
3. \$10,000.01 - \$25,000.00	22,851	\$ 352,937,150.00
4. \$25,000.01 - \$100,000.00	3,995	\$ 141,911,628.38
5. \$100,000.01 - \$500,000.00	23	\$ 2,971,400.00
6. Over \$500,000.00	0	\$ -
<b>Total to Date</b>	<b>82,517</b>	<b>\$ 780,370,814.88</b>



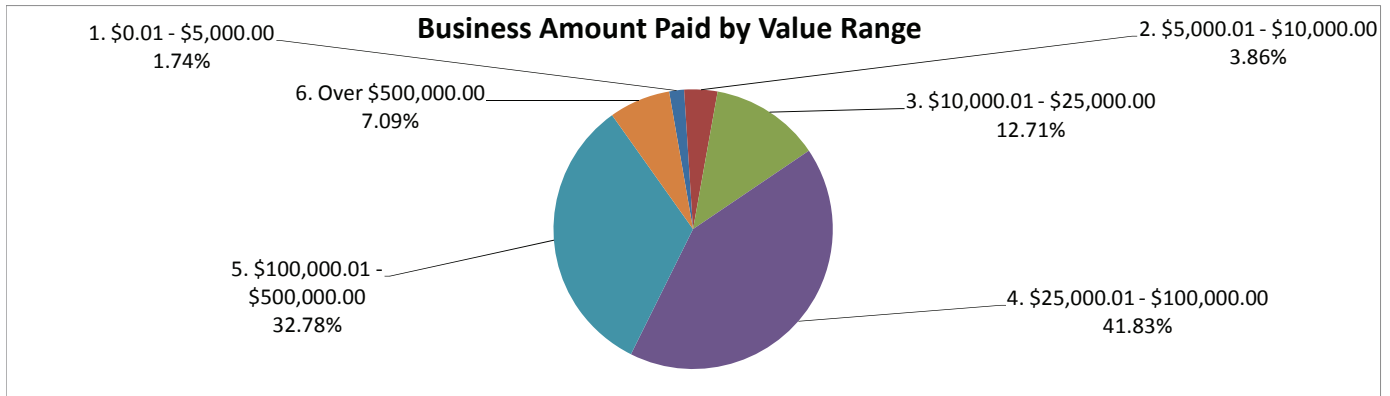
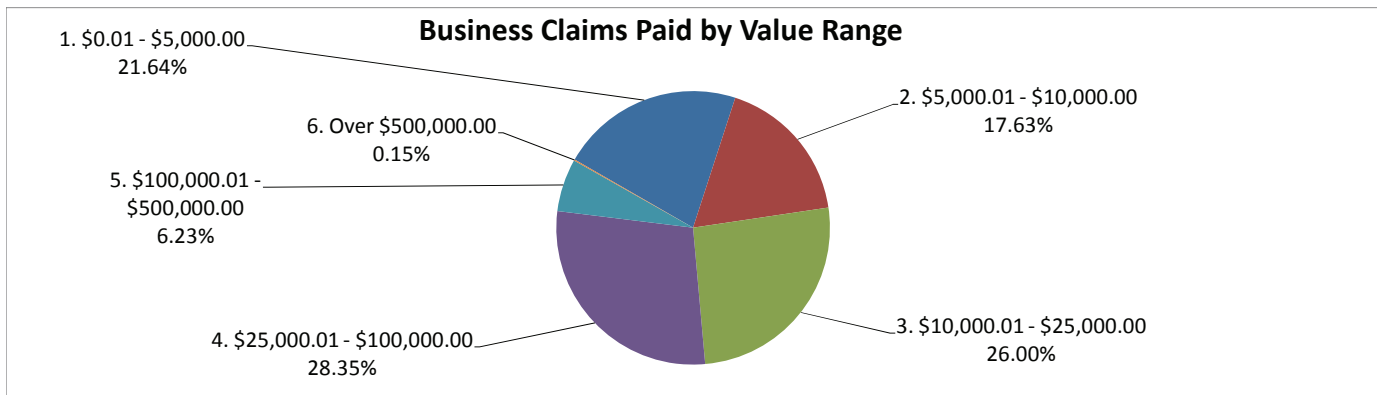
## GCCF Program Statistics - Overall Summary

(as of November 15, 2010, 5:05 PM ET)

### Business Claims by Amount

(Claimants may have more than one Claim Type)

Claims by Amount	No. of Claims Paid	Amount Paid
1. \$0.01 - \$5,000.00	6,556	\$ 18,157,600.00
2. \$5,000.01 - \$10,000.00	5,342	\$ 40,353,400.00
3. \$10,000.01 - \$25,000.00	7,877	\$ 133,023,500.00
4. \$25,000.01 - \$100,000.00	8,587	\$ 437,749,900.00
5. \$100,000.01 - \$500,000.00	1,887	\$ 343,027,900.00
6. Over \$500,000.00	44	\$ 74,152,376.00
<b>Total to Date</b>	<b>30,293</b>	<b>\$ 1,046,464,676.00</b>



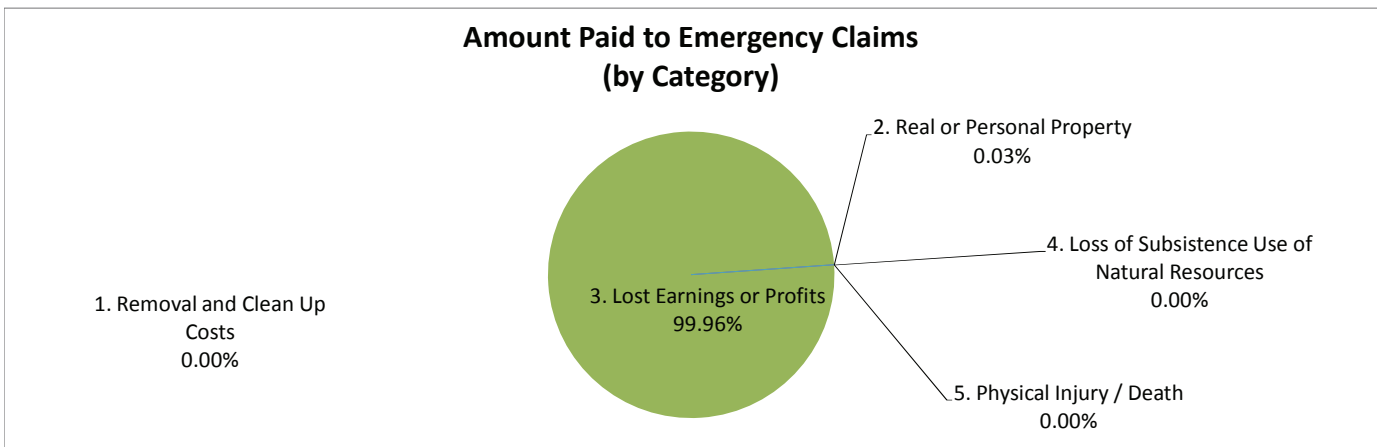
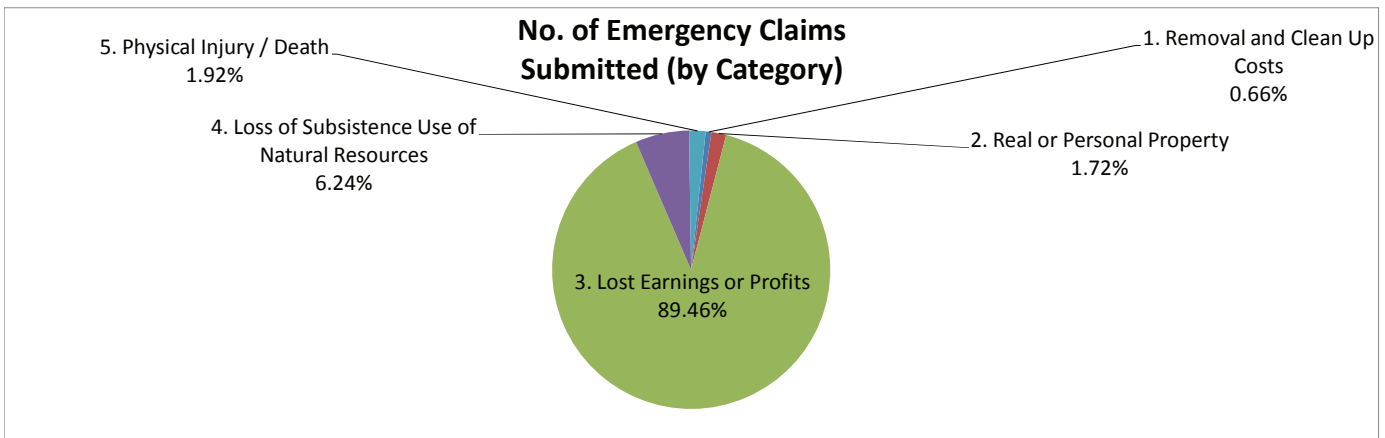
## GCCF Program Statistics - Overall Summary

(as of November 15, 2010, 5:05 PM ET)

### Emergency Advance Claim Counts by Category

(Claimants may have more than one Claim Type)

Claims for Emergency Advance Payment	Claims Submitted	No. of Claims Paid	Amount Paid
1. Removal and Clean Up Costs	2,722	0	\$ -
2. Real or Personal Property	7,117	78	\$ 624,063.38
3. Lost Earnings or Profits	369,712	112,709	\$ 1,826,184,091.00
4. Loss of Subsistence Use of Natural Resources	25,802	5	\$ 13,000.00
5. Physical Injury / Death	7,924	18	\$ 14,336.50
<b>Total to Date</b>	<b>413,277</b>	<b>112,810</b>	<b>\$ 1,826,835,490.88</b>




## GCCF Program Statistics - Overall Summary

(as of November 15, 2010, 5:05 PM ET)

### Final Payment Claim Counts by Category

*(Claimants may have more than one Claim Type)*

Claims Seeking Final Payment	Claims Submitted	No. of Claims Paid	Amount Paid
1. Removal and Clean Up Costs	361	0	\$ -
2. Real or Personal Property	1,520	0	\$ -
3. Lost Earnings or Profits	16,485	0	\$ -
4. Loss of Subsistence Use of Natural Resources	1,922	0	\$ -
5. Physical Injury / Death	493	0	\$ -
<b>Total to Date</b>	<b>20,781</b>	<b>0</b>	<b>\$ -</b>



### Amount Paid to Final Claims (by Category)

*No data to chart yet*

## GCCF Program Statistics - Overall Summary (as of November 15, 2010, 5:05 PM ET)

### Claims by Category and Amount (Claimants may have more than one Claim Type)

Claims by Category and Amount	No. of Claims Paid	Amount Paid
<b>1. Removal and Clean Up Costs</b>		
a. \$0.01 - \$5,000.00	0	\$ -
b. \$5,000.01 - \$10,000.00	0	\$ -
c. \$10,000.01 - \$25,000.00	0	\$ -
d. \$25,000.01 - \$100,000.00	0	\$ -
e. \$100,000.01 - \$500,000.00	0	\$ -
f. Over \$500,000.00	0	\$ -
<b>Sub-Total to Date</b>	<b>0</b>	<b>\$ -</b>
<b>2. Real or Personal Property</b>		
a. \$0.01 - \$5,000.00	52	\$ 103,400.00
b. \$5,000.01 - \$10,000.00	14	\$ 96,600.00
c. \$10,000.01 - \$25,000.00	7	\$ 113,500.00
d. \$25,000.01 - \$100,000.00	4	\$ 134,463.38
e. \$100,000.01 - \$500,000.00	1	\$ 176,100.00
f. Over \$500,000.00	0	\$ -
<b>Sub-Total to Date</b>	<b>78</b>	<b>\$ 624,063.38</b>
<b>3. Lost Earnings or Profits</b>		
a. \$0.01 - \$5,000.00	36,401	\$ 106,447,300.00
b. \$5,000.01 - \$10,000.00	31,056	\$ 234,387,000.00
c. \$10,000.01 - \$25,000.00	30,721	\$ 485,847,150.00
d. \$25,000.01 - \$100,000.00	12,578	\$ 579,527,065.00
e. \$100,000.01 - \$500,000.00	1,909	\$ 345,823,200.00
f. Over \$500,000.00	44	\$ 74,152,376.00
<b>Sub-Total to Date</b>	<b>112,709</b>	<b>\$ 1,826,184,091.00</b>

**GCCF Program Statistics - Overall Summary**  
(as of November 15, 2010, 5:05 PM ET)

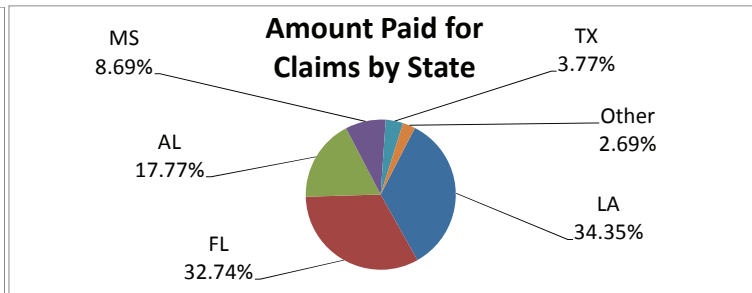
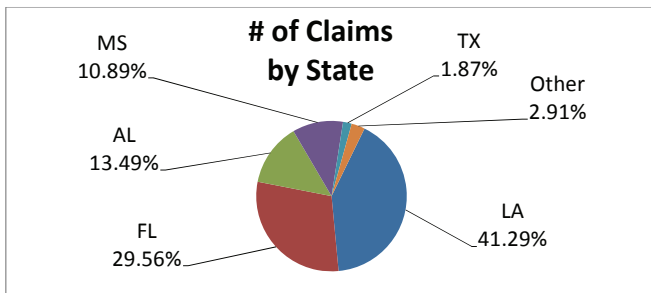
**Claims by Category and Amount**  
(Claimants may have more than one Claim Type)

Claims by Category and Amount	No. of Claims Paid	Amount Paid
<b>4. Loss of Subsistence Use of Natural Resources</b>		
a. \$0.01 - \$5,000.00	5	\$ 13,000.00
b. \$5,000.01 - \$10,000.00	0	\$ -
c. \$10,000.01 - \$25,000.00	0	\$ -
d. \$25,000.01 - \$100,000.00	0	\$ -
e. \$100,000.01 - \$500,000.00	0	\$ -
f. Over \$500,000.00	0	\$ -
<b>Sub-Total to Date</b>	<b>5</b>	<b>\$ 13,000.00</b>
<b>5. Physical Injury / Death</b>		
a. \$0.01 - \$5,000.00	18	\$ 14,336.50
b. \$5,000.01 - \$10,000.00	0	\$ -
c. \$10,000.01 - \$25,000.00	0	\$ -
d. \$25,000.01 - \$100,000.00	0	\$ -
e. \$100,000.01 - \$500,000.00	0	\$ -
f. Over \$500,000.00	0	\$ -
<b>Sub-Total to Date</b>	<b>18</b>	<b>\$ 14,336.50</b>
<b>6. Other Claims</b>		
a. \$0.01 - \$5,000.00	0	\$ -
b. \$5,000.01 - \$10,000.00	0	\$ -
c. \$10,000.01 - \$25,000.00	0	\$ -
d. \$25,000.01 - \$100,000.00	0	\$ -
e. \$100,000.01 - \$500,000.00	0	\$ -
f. Over \$500,000.00	0	\$ -
<b>Sub-Total to Date</b>	<b>0</b>	<b>\$ -</b>
<b>Total to Date</b>	<b>112,810</b>	<b>\$ 1,826,835,490.88</b>

## GCCCF Program Statistics - Overall Summary (as of November 15, 2010, 5:05 PM ET)

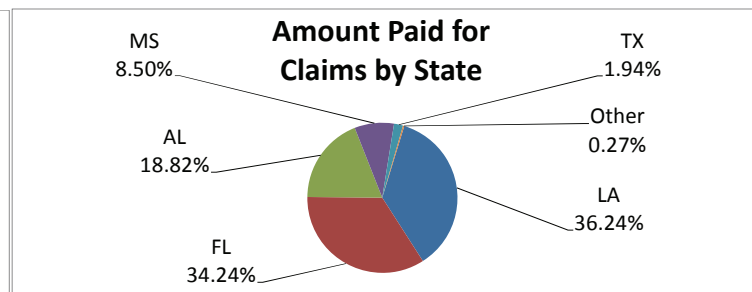
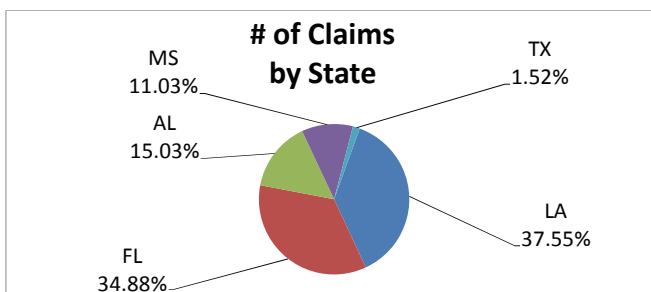
### Claims by State of Residence (Claimants may have more than one Claim Type)

Claim State of Residence	Claims Submitted	No. of Claims Paid	Amount Paid
Louisiana	179,236	38,461	\$ 627,497,050.00
Florida	128,287	39,512	\$ 598,037,576.00
Alabama	58,540	18,221	\$ 324,575,128.38
Mississippi	47,283	10,233	\$ 158,833,936.50
Texas	8,098	2,004	\$ 68,806,000.00
Others	12,614	4,379	\$ 49,085,800.00
<b>Total to Date</b>	<b>434,058</b>	<b>112,810</b>	<b>\$ 1,826,835,490.88</b>



### Claims by State of Loss (Claimants may have more than one Claim Type)

Claim State of Loss	Claims Submitted	No. of Claims Paid	Amount Paid
Louisiana	90,104	38,920	\$ 662,052,715.00
Florida	83,705	42,591	\$ 625,447,976.00
Alabama	36,057	19,767	\$ 343,748,200.00
Mississippi	26,473	9,872	\$ 155,196,600.00
Texas	3,637	1,395	\$ 35,482,000.00
Other State / Pending Location Verification		265	\$ 4,907,999.88
<b>Total to Date</b>		<b>112,810</b>	<b>\$ 1,826,835,490.88</b>

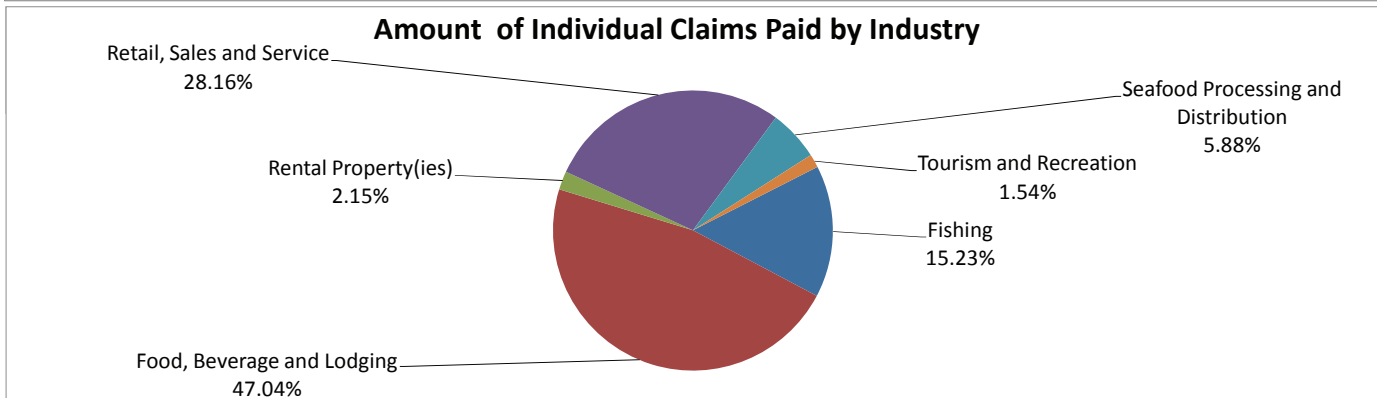
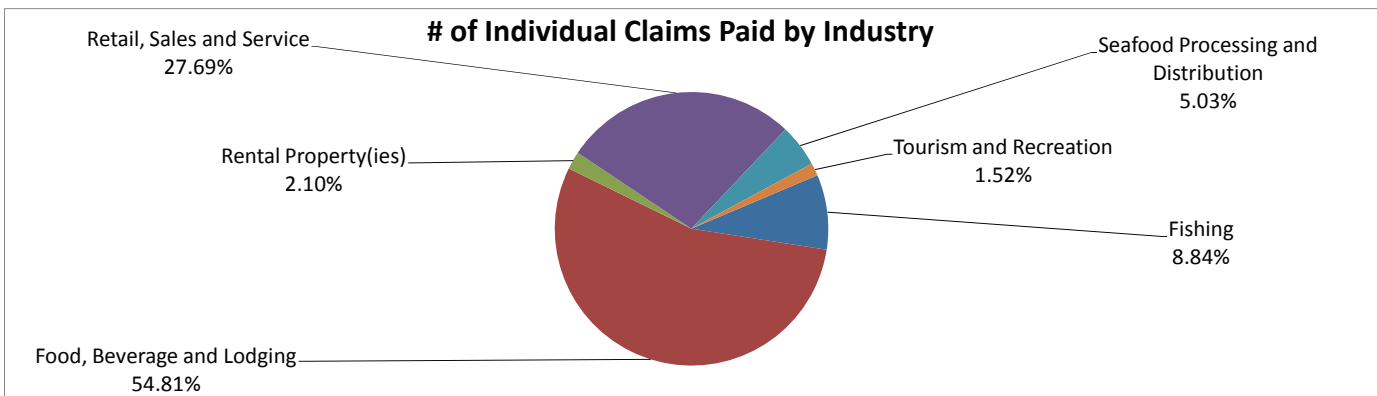




**GCCF Program Statistics - Overall Summary**  
(as of November 15, 2010, 5:05 PM ET)

**Individual Lost Earnings or Profits Claims Paid by Industry**  
(Claimants may have more than one Claim Type)

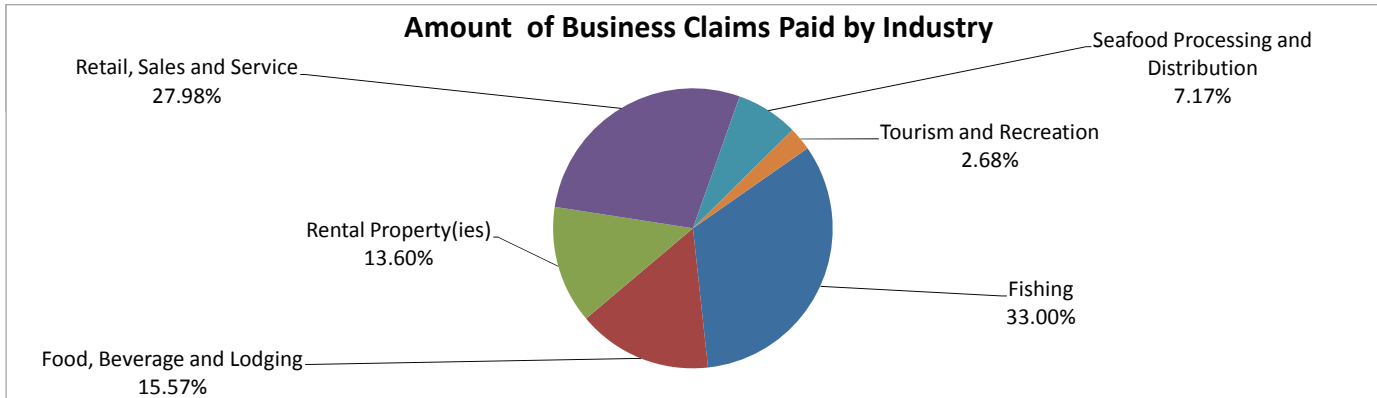
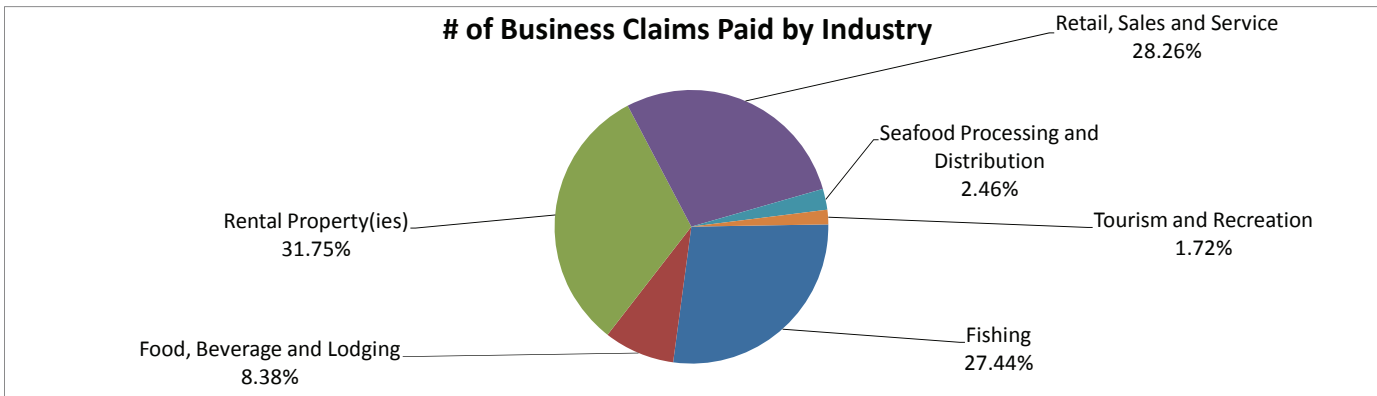
Claims by Amount	No. of Claims Paid	Amount Paid
Fishing	7,287	\$ 118,821,500.00
Food, Beverage and Lodging	45,190	\$ 366,929,400.00
Rental Property(ies)	1,730	\$ 16,740,700.00
Retail, Sales and Service	22,829	\$ 219,693,700.00
Seafood Processing and Distribution	4,150	\$ 45,888,215.00
Tourism and Recreation	1,257	\$ 12,034,600.00
<b>Total to Date</b>	<b>82,443</b>	<b>\$ 780,108,115.00</b>




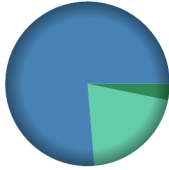
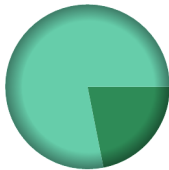


**GCCF Program Statistics - Overall Summary**  
(as of November 15, 2010, 5:05 PM ET)

**Business Lost Earnings or Profits Claims Paid by Industry**  
(Claimants may have more than one Claim Type)

Claims by Amount	No. of Claims Paid	Amount Paid
Fishing	8,304	\$ 345,241,900.00
Food, Beverage and Lodging	2,535	\$ 162,885,800.00
Rental Property(ies)	9,609	\$ 142,270,876.00
Retail, Sales and Service	8,554	\$ 292,698,000.00
Seafood Processing and Distribution	744	\$ 74,971,500.00
Tourism and Recreation	520	\$ 28,007,900.00
<b>Total to Date</b>	<b>30,266</b>	<b>\$ 1,046,075,976.00</b>


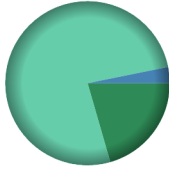




## GCCF Program Statistics - Overall Summary (as of November 15, 2010, 5:05 PM ET)

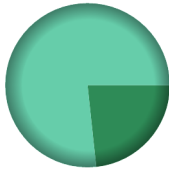

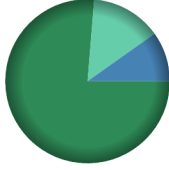


County Name	Residents	Claimant Type	Claims Paid	Amount Paid	Payments in County
<b>Autauga (Alabama)</b>	<b>40</b>	<u>Claimant Type</u>	<u>Claims Paid</u>	<u>Amount Paid</u>	<b>Payments in County</b>  <ul style="list-style-type: none"> <li><span style="color: green;">■</span> Resident</li> <li><span style="color: lightgreen;">■</span> Both</li> </ul>
		Resident of County	11	\$92,200.00	
		Resident and Loss in County	1	\$2,300.00	
		<b>Totals:</b>	<b>12</b>	<b>\$94,500.00</b>	
<b>Baldwin (Alabama)</b>	<b>23,066</b>	<u>Claimant Type</u>	<u>Claims Paid</u>	<u>Amount Paid</u>	<b>Payments in County</b>  <ul style="list-style-type: none"> <li><span style="color: green;">■</span> Resident</li> <li><span style="color: lightgreen;">■</span> Loss</li> <li><span style="color: blue;">■</span> Both</li> </ul>
		Resident of County	485	\$7,607,563.38	
		Resident and Loss in County	8,618	\$178,812,900.00	
		Claim Loss in County	4,010	\$47,810,100.00	
<b>Totals:</b>	<b>13,113</b>	<b>\$234,230,563.38</b>			
<b>Barbour (Alabama)</b>	<b>13</b>	<u>Claimant Type</u>	<u>Claims Paid</u>	<u>Amount Paid</u>	<b>Payments in County</b>  <ul style="list-style-type: none"> <li><span style="color: green;">■</span> Resident</li> <li><span style="color: lightgreen;">■</span> Both</li> </ul>
		Resident of County	2	\$25,600.00	
		Resident and Loss in County	2	\$91,300.00	
		<b>Totals:</b>	<b>4</b>	<b>\$116,900.00</b>	
<b>Bibb (Alabama)</b>	<b>10</b>	<u>Claimant Type</u>	<u>Claims Paid</u>	<u>Amount Paid</u>	<b>Payments in County</b>  <ul style="list-style-type: none"> <li><span style="color: green;">■</span> Resident</li> </ul>
		Resident of County	6	\$25,400.00	
		<b>Totals:</b>	<b>6</b>	<b>\$25,400.00</b>	
<b>Blount (Alabama)</b>	<b>10</b>	<u>Claimant Type</u>	<u>Claims Paid</u>	<u>Amount Paid</u>	<b>Payments in County</b>  <ul style="list-style-type: none"> <li><span style="color: green;">■</span> Resident</li> </ul>
		Resident of County	3	\$14,200.00	
		<b>Totals:</b>	<b>3</b>	<b>\$14,200.00</b>	

## GCCF Program Statistics - Overall Summary

(as of November 15, 2010, 5:05 PM ET)

County (Alabama)	Total Claims	Claimant Type	Claims Paid	Amount Paid	Payments in County
<b>Bullock (Alabama)</b>	<b>7</b>	<u>Claimant Type</u>	<u>Claims Paid</u>	<u>Amount Paid</u>	<b>Payments in County</b>  <ul style="list-style-type: none"> <li>Resident</li> </ul>
		Resident of County	1	\$16,000.00	
		<b>Totals:</b>	<b>1</b>	<b>\$16,000.00</b>	
<b>Butler (Alabama)</b>	<b>28</b>	<u>Claimant Type</u>	<u>Claims Paid</u>	<u>Amount Paid</u>	<b>Payments in County</b>  <ul style="list-style-type: none"> <li>Resident</li> <li>Loss</li> <li>Both</li> </ul>
		Resident of County	4	\$34,800.00	
		Resident and Loss in County	1	\$5,400.00	
		Claim Loss in County	2	\$129,200.00	
<b>Totals:</b>	<b>7</b>	<b>\$169,400.00</b>			
<b>Calhoun (Alabama)</b>	<b>75</b>	<u>Claimant Type</u>	<u>Claims Paid</u>	<u>Amount Paid</u>	<b>Payments in County</b>  <ul style="list-style-type: none"> <li>Resident</li> </ul>
		Resident of County	20	\$200,200.00	
		<b>Totals:</b>	<b>20</b>	<b>\$200,200.00</b>	
<b>Chambers (Alabama)</b>	<b>11</b>	<u>Claimant Type</u>	<u>Claims Paid</u>	<u>Amount Paid</u>	<b>Payments in County</b>  <ul style="list-style-type: none"> <li>Resident</li> </ul>
		Resident of County	2	\$27,000.00	
		<b>Totals:</b>	<b>2</b>	<b>\$27,000.00</b>	
<b>Cherokee (Alabama)</b>	<b>7</b>	<u>Claimant Type</u>	<u>Claims Paid</u>	<u>Amount Paid</u>	<b>Payments in County</b>  <ul style="list-style-type: none"> <li>Resident</li> </ul>
		Resident of County	5	\$43,100.00	
		<b>Totals:</b>	<b>5</b>	<b>\$43,100.00</b>	

## GCCF Program Statistics - Overall Summary (as of November 15, 2010, 5:05 PM ET)

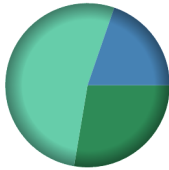




County (Alabama)	Total Claims	Claimant Type	Claims Paid	Amount Paid	Payments in County
<b>Chilton (Alabama)</b>	<b>18</b>	<u>Claimant Type</u>	<u>Claims Paid</u>	<u>Amount Paid</u>	<b>Payments in County</b>  <ul style="list-style-type: none"> <li><span style="color: green;">■</span> Resident</li> <li><span style="color: lightgreen;">■</span> Both</li> </ul>
		Resident of County	3	\$24,300.00	
		Resident and Loss in County	2	\$79,900.00	
		<b>Totals:</b>	<b>5</b>	<b>\$104,200.00</b>	
<b>Choctaw (Alabama)</b>	<b>27</b>	<u>Claimant Type</u>	<u>Claims Paid</u>	<u>Amount Paid</u>	<b>Payments in County</b>  <ul style="list-style-type: none"> <li><span style="color: green;">■</span> Resident</li> <li><span style="color: lightgreen;">■</span> Both</li> </ul>
		Resident of County	2	\$11,000.00	
		Resident and Loss in County	1	\$68,400.00	
		<b>Totals:</b>	<b>3</b>	<b>\$79,400.00</b>	
<b>Clarke (Alabama)</b>	<b>203</b>	<u>Claimant Type</u>	<u>Claims Paid</u>	<u>Amount Paid</u>	<b>Payments in County</b>  <ul style="list-style-type: none"> <li><span style="color: green;">■</span> Resident</li> <li><span style="color: lightgreen;">■</span> Loss</li> <li><span style="color: blue;">■</span> Both</li> </ul>
		Resident of County	29	\$275,800.00	
		Resident and Loss in County	4	\$35,600.00	
		Claim Loss in County	4	\$50,100.00	
<b>Totals:</b>	<b>37</b>	<b>\$361,500.00</b>			
<b>Clay (Alabama)</b>	<b>7</b>	<u>Claimant Type</u>	<u>Claims Paid</u>	<u>Amount Paid</u>	<b>Payments in County</b>  <ul style="list-style-type: none"> <li><span style="color: green;">■</span> Resident</li> </ul>
		Resident of County	4	\$55,200.00	
		<b>Totals:</b>	<b>4</b>	<b>\$55,200.00</b>	
<b>Cleburne (Alabama)</b>	<b>3</b>	<u>Claimant Type</u>	<u>Claims Paid</u>	<u>Amount Paid</u>	<b>Payments in County</b>  <ul style="list-style-type: none"> <li><span style="color: green;">■</span> Resident</li> </ul>
		Resident of County	1	\$3,000.00	
		<b>Totals:</b>	<b>1</b>	<b>\$3,000.00</b>	

## GCCF Program Statistics - Overall Summary

(as of November 15, 2010, 5:05 PM ET)

County (Alabama)	Total Claims	Claimant Type	Claims Paid	Amount Paid	Payments in County
<b>Coffee (Alabama)</b>	<b>44</b>	<u>Claimant Type</u>	<u>Claims Paid</u>	<u>Amount Paid</u>	<b>Payments in County</b>  <ul style="list-style-type: none"> <li><span style="color: green;">■</span> Resident</li> <li><span style="color: lightgreen;">■</span> Both</li> </ul>
		Resident of County	8	\$79,000.00	
		Resident and Loss in County	1	\$3,000.00	
		<b>Totals:</b>	<b>9</b>	<b>\$82,000.00</b>	
<b>Colbert (Alabama)</b>	<b>39</b>	<u>Claimant Type</u>	<u>Claims Paid</u>	<u>Amount Paid</u>	<b>Payments in County</b>  <ul style="list-style-type: none"> <li><span style="color: green;">■</span> Resident</li> </ul>
		Resident of County	24	\$240,200.00	
		<b>Totals:</b>	<b>24</b>	<b>\$240,200.00</b>	
		<b>Conecuh (Alabama)</b>	<b>24</b>	<u>Claimant Type</u>	
Resident of County	5			\$51,700.00	
<b>Totals:</b>	<b>5</b>			<b>\$51,700.00</b>	
<b>Coosa (Alabama)</b>	<b>5</b>			<u>Claimant Type</u>	<u>Claims Paid</u>
		Resident of County	3	\$18,600.00	
		Resident and Loss in County	1	\$150,000.00	
		<b>Totals:</b>	<b>4</b>	<b>\$168,600.00</b>	
<b>Covington (Alabama)</b>	<b>97</b>	<u>Claimant Type</u>	<u>Claims Paid</u>	<u>Amount Paid</u>	<b>Payments in County</b>  <ul style="list-style-type: none"> <li><span style="color: green;">■</span> Resident</li> <li><span style="color: lightgreen;">■</span> Loss</li> <li><span style="color: blue;">■</span> Both</li> </ul>
		Resident of County	28	\$580,200.00	
		Resident and Loss in County	3	\$97,800.00	
		Claim Loss in County	2	\$109,500.00	
		<b>Totals:</b>	<b>33</b>	<b>\$787,500.00</b>	

## GCCF Program Statistics - Overall Summary (as of November 15, 2010, 5:05 PM ET)

County (Alabama)	Total Claims	Claimant Type	Claims Paid	Amount Paid	Payments in County
<b>Crenshaw (Alabama)</b>	<b>18</b>	<u>Claimant Type</u>	<u>Claims Paid</u>	<u>Amount Paid</u>	 <ul style="list-style-type: none"> <li><span style="color: green;">■</span> Resident</li> <li><span style="color: lightgreen;">■</span> Loss</li> <li><span style="color: blue;">■</span> Both</li> </ul>
		Resident of County	1	\$2,100.00	
		Resident and Loss in County	1	\$1,500.00	
		Claim Loss in County	1	\$4,000.00	
<b>Totals:</b>	<b>3</b>	<b>\$7,600.00</b>			
<b>Cullman (Alabama)</b>	<b>54</b>	<u>Claimant Type</u>	<u>Claims Paid</u>	<u>Amount Paid</u>	 <ul style="list-style-type: none"> <li><span style="color: green;">■</span> Resident</li> </ul>
		Resident of County	37	\$352,300.00	
		<b>Totals:</b>	<b>37</b>	<b>\$352,300.00</b>	
<b>Dale (Alabama)</b>	<b>44</b>	<u>Claimant Type</u>	<u>Claims Paid</u>	<u>Amount Paid</u>	 <ul style="list-style-type: none"> <li><span style="color: green;">■</span> Resident</li> <li><span style="color: lightgreen;">■</span> Both</li> </ul>
		Resident of County	9	\$70,100.00	
		Resident and Loss in County	1	\$37,600.00	
		<b>Totals:</b>	<b>10</b>	<b>\$107,700.00</b>	
<b>Dallas (Alabama)</b>	<b>48</b>	<u>Claimant Type</u>	<u>Claims Paid</u>	<u>Amount Paid</u>	 <ul style="list-style-type: none"> <li><span style="color: green;">■</span> Resident</li> <li><span style="color: lightgreen;">■</span> Both</li> </ul>
		Resident of County	10	\$108,600.00	
		Resident and Loss in County	1	\$15,000.00	
		<b>Totals:</b>	<b>11</b>	<b>\$123,600.00</b>	
<b>Dekalb (Alabama)</b>	<b>21</b>	<u>Claimant Type</u>	<u>Claims Paid</u>	<u>Amount Paid</u>	 <ul style="list-style-type: none"> <li><span style="color: green;">■</span> Resident</li> <li><span style="color: lightgreen;">■</span> Loss</li> </ul>
		Resident of County	14	\$146,700.00	
		Claim Loss in County	1	\$10,800.00	
		<b>Totals:</b>	<b>15</b>	<b>\$157,500.00</b>	

## GCCF Program Statistics - Overall Summary

(as of November 15, 2010, 5:05 PM ET)

County (Alabama)	Total Claims	Claimant Type	Claims Paid	Amount Paid	Payments in County
<b>Elmore (Alabama)</b>	<b>54</b>	<u>Claimant Type</u>	<u>Claims Paid</u>	<u>Amount Paid</u>	<b>Payments in County</b>  <ul style="list-style-type: none"> <li>Resident</li> <li>Both</li> </ul>
		Resident of County	21	\$231,100.00	
		Resident and Loss in County	1	\$19,200.00	
		<b>Totals:</b>	<b>22</b>	<b>\$250,300.00</b>	
<b>Escambia (Alabama)</b>	<b>305</b>	<u>Claimant Type</u>	<u>Claims Paid</u>	<u>Amount Paid</u>	<b>Payments in County</b>  <ul style="list-style-type: none"> <li>Resident</li> <li>Loss</li> <li>Both</li> </ul>
		Resident of County	48	\$694,400.00	
		Resident and Loss in County	8	\$91,700.00	
		Claim Loss in County	8	\$140,500.00	
<b>Totals:</b>	<b>64</b>	<b>\$926,600.00</b>			
<b>Etowah (Alabama)</b>	<b>67</b>	<u>Claimant Type</u>	<u>Claims Paid</u>	<u>Amount Paid</u>	<b>Payments in County</b>  <ul style="list-style-type: none"> <li>Resident</li> </ul>
		Resident of County	32	\$482,200.00	
		<b>Totals:</b>	<b>32</b>	<b>\$482,200.00</b>	
<b>Fayette (Alabama)</b>	<b>13</b>	<u>Claimant Type</u>	<u>Claims Paid</u>	<u>Amount Paid</u>	<b>Payments in County</b>  <ul style="list-style-type: none"> <li>Resident</li> </ul>
		Resident of County	11	\$71,300.00	
		<b>Totals:</b>	<b>11</b>	<b>\$71,300.00</b>	
<b>Franklin (Alabama)</b>	<b>8</b>	<u>Claimant Type</u>	<u>Claims Paid</u>	<u>Amount Paid</u>	<b>Payments in County</b>  <ul style="list-style-type: none"> <li>Resident</li> </ul>
		Resident of County	7	\$65,900.00	
		<b>Totals:</b>	<b>7</b>	<b>\$65,900.00</b>	








## GCCF Program Statistics - Overall Summary

(as of November 15, 2010, 5:05 PM ET)

County (Alabama)	Total Claims	Claimant Type	Claims Paid	Amount Paid	Payments in County
Geneva (Alabama)	65	<u>Claimant Type</u>	<u>Claims Paid</u>	<u>Amount Paid</u>	Payments in County  <ul style="list-style-type: none"> <li>Resident</li> </ul>
		Resident of County	16	\$149,400.00	
		<b>Totals:</b>	<b>16</b>	<b>\$149,400.00</b>	
Greene (Alabama)	5	<u>Claimant Type</u>	<u>Claims Paid</u>	<u>Amount Paid</u>	Payments in County  <ul style="list-style-type: none"> <li>Resident</li> </ul>
		Resident of County	4	\$22,900.00	
		<b>Totals:</b>	<b>4</b>	<b>\$22,900.00</b>	
Hale (Alabama)	15	<u>Claimant Type</u>	<u>Claims Paid</u>	<u>Amount Paid</u>	Payments in County  <ul style="list-style-type: none"> <li>Resident</li> <li>Both</li> </ul>
		Resident of County	8	\$147,900.00	
		Resident and Loss in County	1	\$100,000.00	
<b>Totals:</b>	<b>9</b>	<b>\$247,900.00</b>			
Henry (Alabama)	13	<u>Claimant Type</u>	<u>Claims Paid</u>	<u>Amount Paid</u>	Payments in County  <ul style="list-style-type: none"> <li>Resident</li> </ul>
		Resident of County	3	\$15,600.00	
		<b>Totals:</b>	<b>3</b>	<b>\$15,600.00</b>	
Houston (Alabama)	160	<u>Claimant Type</u>	<u>Claims Paid</u>	<u>Amount Paid</u>	Payments in County  <ul style="list-style-type: none"> <li>Resident</li> <li>Loss</li> <li>Both</li> </ul>
		Resident of County	33	\$229,900.00	
		Resident and Loss in County	3	\$205,900.00	
		Claim Loss in County	1	\$6,000.00	
<b>Totals:</b>	<b>37</b>	<b>\$441,800.00</b>			

## GCCF Program Statistics - Overall Summary (as of November 15, 2010, 5:05 PM ET)


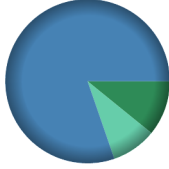



County (Alabama)	Total Claims	Claimant Type	Claims Paid	Amount Paid	Payments in County
<b>Jackson (Alabama)</b>	<b>17</b>	<u>Claimant Type</u>	<u>Claims Paid</u>	<u>Amount Paid</u>	<b>Payments in County</b>  <ul style="list-style-type: none"> <li><span style="color: green;">■</span> Resident</li> <li><span style="color: lightgreen;">■</span> Loss</li> </ul>
		Resident of County	9	\$102,500.00	
		Claim Loss in County	1	\$14,500.00	
		<b>Totals:</b>	<b>10</b>	<b>\$117,000.00</b>	
<b>Jefferson (Alabama)</b>	<b>678</b>	<u>Claimant Type</u>	<u>Claims Paid</u>	<u>Amount Paid</u>	<b>Payments in County</b>  <ul style="list-style-type: none"> <li><span style="color: green;">■</span> Resident</li> <li><span style="color: lightgreen;">■</span> Loss</li> <li><span style="color: blue;">■</span> Both</li> </ul>
		Resident of County	327	\$3,783,600.00	
		Resident and Loss in County	6	\$107,500.00	
		Claim Loss in County	3	\$55,800.00	
<b>Totals:</b>	<b>336</b>	<b>\$3,946,900.00</b>			
<b>Lauderdale (Alabama)</b>	<b>37</b>	<u>Claimant Type</u>	<u>Claims Paid</u>	<u>Amount Paid</u>	<b>Payments in County</b>  <ul style="list-style-type: none"> <li><span style="color: green;">■</span> Resident</li> </ul>
		Resident of County	16	\$156,400.00	
		<b>Totals:</b>	<b>16</b>	<b>\$156,400.00</b>	
<b>Lawrence (Alabama)</b>	<b>6</b>	<u>Claimant Type</u>	<u>Claims Paid</u>	<u>Amount Paid</u>	<b>Payments in County</b>  <ul style="list-style-type: none"> <li><span style="color: green;">■</span> Resident</li> <li><span style="color: lightgreen;">■</span> Loss</li> </ul>
		Resident of County	2	\$21,200.00	
		Claim Loss in County	1	\$1,400.00	
		<b>Totals:</b>	<b>3</b>	<b>\$22,600.00</b>	
<b>Lee (Alabama)</b>	<b>100</b>	<u>Claimant Type</u>	<u>Claims Paid</u>	<u>Amount Paid</u>	<b>Payments in County</b>  <ul style="list-style-type: none"> <li><span style="color: green;">■</span> Resident</li> </ul>
		Resident of County	37	\$368,600.00	
		<b>Totals:</b>	<b>37</b>	<b>\$368,600.00</b>	

## GCCF Program Statistics - Overall Summary

(as of November 15, 2010, 5:05 PM ET)


County (Alabama)	Total Claims	Claimant Type	Claims Paid	Amount Paid	Payments in County
<b>Limestone (Alabama)</b>	<b>44</b>	<u>Claimant Type</u>	<u>Claims Paid</u>	<u>Amount Paid</u>	<b>Payments in County</b>  Resident
		Resident of County	30	\$439,100.00	
		<b>Totals:</b>	<b>30</b>	<b>\$439,100.00</b>	
		<b>Macon (Alabama)</b>	<b>5</b>	<u>Claimant Type</u>	
Resident of County	2			\$7,500.00	
<b>Totals:</b>	<b>2</b>			<b>\$7,500.00</b>	
<b>Madison (Alabama)</b>	<b>285</b>			<u>Claimant Type</u>	<u>Claims Paid</u>
		Resident of County	137	\$1,645,000.00	
		Resident and Loss in County	5	\$56,600.00	
		Claim Loss in County	2	\$4,500.00	
		<b>Totals:</b>	<b>144</b>	<b>\$1,706,100.00</b>	
<b>Marengo (Alabama)</b>	<b>25</b>	<u>Claimant Type</u>	<u>Claims Paid</u>	<u>Amount Paid</u>	<b>Payments in County</b>  Resident
		Resident of County	12	\$87,200.00	
		<b>Totals:</b>	<b>12</b>	<b>\$87,200.00</b>	
		<b>Marion (Alabama)</b>	<b>4</b>	<u>Claimant Type</u>	
Resident of County	1			\$1,200.00	
<b>Totals:</b>	<b>1</b>			<b>\$1,200.00</b>	

## GCCF Program Statistics - Overall Summary (as of November 15, 2010, 5:05 PM ET)

County (Alabama)	Total Claims	Claimant Type	Claims Paid	Amount Paid	Payments in County
<b>Marshall (Alabama)</b>	<b>51</b>	<u>Claimant Type</u>	<u>Claims Paid</u>	<u>Amount Paid</u>	<b>Payments in County</b>  <ul style="list-style-type: none"> <li><span style="color: green;">■</span> Resident</li> <li><span style="color: lightgreen;">■</span> Both</li> </ul>
		Resident of County	26	\$321,700.00	
		Resident and Loss in County	1	\$37,200.00	
		<b>Totals:</b>	<b>27</b>	<b>\$358,900.00</b>	
<b>Mobile (Alabama)</b>	<b>30,208</b>	<u>Claimant Type</u>	<u>Claims Paid</u>	<u>Amount Paid</u>	<b>Payments in County</b>  <ul style="list-style-type: none"> <li><span style="color: green;">■</span> Resident</li> <li><span style="color: lightgreen;">■</span> Loss</li> <li><span style="color: blue;">■</span> Both</li> </ul>
		Resident of County	1,016	\$13,968,365.00	
		Resident and Loss in County	6,419	\$103,142,900.00	
		Claim Loss in County	610	\$11,371,400.00	
<b>Totals:</b>	<b>8,045</b>	<b>\$128,482,665.00</b>			
<b>Monroe (Alabama)</b>	<b>113</b>	<u>Claimant Type</u>	<u>Claims Paid</u>	<u>Amount Paid</u>	<b>Payments in County</b>  <ul style="list-style-type: none"> <li><span style="color: green;">■</span> Resident</li> <li><span style="color: lightgreen;">■</span> Both</li> </ul>
		Resident of County	39	\$625,000.00	
		Resident and Loss in County	11	\$145,400.00	
		<b>Totals:</b>	<b>50</b>	<b>\$770,400.00</b>	
<b>Montgomery (Alabama)</b>	<b>277</b>	<u>Claimant Type</u>	<u>Claims Paid</u>	<u>Amount Paid</u>	<b>Payments in County</b>  <ul style="list-style-type: none"> <li><span style="color: green;">■</span> Resident</li> <li><span style="color: lightgreen;">■</span> Both</li> </ul>
		Resident of County	96	\$1,332,200.00	
		Resident and Loss in County	8	\$340,500.00	
		<b>Totals:</b>	<b>104</b>	<b>\$1,672,700.00</b>	
<b>Morgan (Alabama)</b>	<b>86</b>	<u>Claimant Type</u>	<u>Claims Paid</u>	<u>Amount Paid</u>	<b>Payments in County</b>  <ul style="list-style-type: none"> <li><span style="color: green;">■</span> Resident</li> <li><span style="color: lightgreen;">■</span> Both</li> </ul>
		Resident of County	50	\$539,800.00	
		Resident and Loss in County	1	\$2,400.00	
		<b>Totals:</b>	<b>51</b>	<b>\$542,200.00</b>	

## GCCF Program Statistics - Overall Summary

(as of November 15, 2010, 5:05 PM ET)

County (Alabama)	Total Claims	Claimant Type	Claims Paid	Amount Paid	Payments in County
Perry (Alabama)	3	<u>Claimant Type</u>	<u>Claims Paid</u>	<u>Amount Paid</u>	Payments in County  Loss
		Claim Loss in County	1	\$35,000.00	
		<b>Totals:</b>	<b>1</b>	<b>\$35,000.00</b>	
Pickens (Alabama)	11	<u>Claimant Type</u>	<u>Claims Paid</u>	<u>Amount Paid</u>	Payments in County  Resident
		Resident of County	5	\$74,500.00	
		<b>Totals:</b>	<b>5</b>	<b>\$74,500.00</b>	
Pike (Alabama)	39	<u>Claimant Type</u>	<u>Claims Paid</u>	<u>Amount Paid</u>	Payments in County  Resident
		Resident of County	6	\$44,100.00	
		<b>Totals:</b>	<b>6</b>	<b>\$44,100.00</b>	
Randolph (Alabama)	7	<u>Claimant Type</u>	<u>Claims Paid</u>	<u>Amount Paid</u>	Payments in County  Resident
		Resident of County	4	\$50,300.00	
		<b>Totals:</b>	<b>4</b>	<b>\$50,300.00</b>	
Russell (Alabama)	26	<u>Claimant Type</u>	<u>Claims Paid</u>	<u>Amount Paid</u>	Payments in County  Resident
		Resident of County	3	\$32,500.00	
		<b>Totals:</b>	<b>3</b>	<b>\$32,500.00</b>	

## GCCF Program Statistics - Overall Summary

(as of November 15, 2010, 5:05 PM ET)


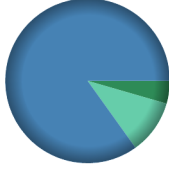
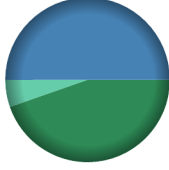
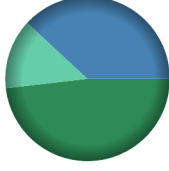
County (Alabama)	Total Claims	Claimant Type	Claims Paid	Amount Paid	Payments in County
<b>Shelby (Alabama)</b>	<b>246</b>	<u>Claimant Type</u>	<u>Claims Paid</u>	<u>Amount Paid</u>	<b>Payments in County</b>  <ul style="list-style-type: none"> <li><span style="color: green;">■</span> Resident</li> <li><span style="color: lightgreen;">■</span> Loss</li> <li><span style="color: blue;">■</span> Both</li> </ul>
		Resident of County	124	\$1,387,800.00	
		Resident and Loss in County	2	\$23,500.00	
		Claim Loss in County	1	\$28,800.00	
<b>Totals:</b>	<b>127</b>	<b>\$1,440,100.00</b>			
<b>St. Clair (Alabama)</b>	<b>46</b>	<u>Claimant Type</u>	<u>Claims Paid</u>	<u>Amount Paid</u>	<b>Payments in County</b>  <ul style="list-style-type: none"> <li><span style="color: green;">■</span> Resident</li> </ul>
		Resident of County	24	\$333,000.00	
		<b>Totals:</b>	<b>24</b>	<b>\$333,000.00</b>	
<b>Sumter (Alabama)</b>	<b>7</b>	<u>Claimant Type</u>	<u>Claims Paid</u>	<u>Amount Paid</u>	<b>Payments in County</b>  <ul style="list-style-type: none"> <li><span style="color: green;">■</span> Resident</li> </ul>
		Resident of County	1	\$46,200.00	
		<b>Totals:</b>	<b>1</b>	<b>\$46,200.00</b>	
<b>Talladega (Alabama)</b>	<b>46</b>	<u>Claimant Type</u>	<u>Claims Paid</u>	<u>Amount Paid</u>	<b>Payments in County</b>  <ul style="list-style-type: none"> <li><span style="color: green;">■</span> Resident</li> </ul>
		Resident of County	23	\$136,600.00	
		<b>Totals:</b>	<b>23</b>	<b>\$136,600.00</b>	
<b>Tallapoosa (Alabama)</b>	<b>26</b>	<u>Claimant Type</u>	<u>Claims Paid</u>	<u>Amount Paid</u>	<b>Payments in County</b>  <ul style="list-style-type: none"> <li><span style="color: green;">■</span> Resident</li> </ul>
		Resident of County	10	\$65,300.00	
		<b>Totals:</b>	<b>10</b>	<b>\$65,300.00</b>	

## GCCF Program Statistics - Overall Summary (as of November 15, 2010, 5:05 PM ET)

County (Alabama)	Total Claims	Claimant Type	Claims Paid	Amount Paid	Payments in County
<b>Tuscaloosa (Alabama)</b>	<b>241</b>	<u>Claimant Type</u>	<u>Claims Paid</u>	<u>Amount Paid</u>	
		Resident of County	119	\$1,100,000.00	
		Resident and Loss in County	2	\$22,000.00	
		Claim Loss in County	2	\$49,000.00	
<b>Totals:</b>	<b>123</b>	<b>\$1,171,000.00</b>			
<b>Unknown (Alabama)</b>	<b>115</b>	<u>Claimant Type</u>	<u>Claims Paid</u>	<u>Amount Paid</u>	
		Resident of County	40	\$1,123,900.00	
		<b>Totals:</b>	<b>40</b>	<b>\$1,123,900.00</b>	
<b>Walker (Alabama)</b>	<b>39</b>	<u>Claimant Type</u>	<u>Claims Paid</u>	<u>Amount Paid</u>	
		Resident of County	17	\$213,200.00	
		Resident and Loss in County	1	\$9,500.00	
		Claim Loss in County	2	\$28,000.00	
<b>Totals:</b>	<b>20</b>	<b>\$250,700.00</b>			
<b>Washington (Alabama)</b>	<b>236</b>	<u>Claimant Type</u>	<u>Claims Paid</u>	<u>Amount Paid</u>	
		Resident of County	19	\$219,100.00	
		Resident and Loss in County	1	\$15,000.00	
		Claim Loss in County	5	\$112,600.00	
<b>Totals:</b>	<b>25</b>	<b>\$346,700.00</b>			
<b>Wilcox (Alabama)</b>	<b>47</b>	<u>Claimant Type</u>	<u>Claims Paid</u>	<u>Amount Paid</u>	
		Resident of County	11	\$157,000.00	
		Resident and Loss in County	3	\$67,000.00	
		<b>Totals:</b>	<b>14</b>	<b>\$224,000.00</b>	

## GCCF Program Statistics - Overall Summary

(as of November 15, 2010, 5:05 PM ET)

County	Total Claims	Claimant Type	Claims Paid	Amount Paid	Payments in County
<b>Winston (Alabama)</b>	<b>14</b>	<u>Claimant Type</u>	<u>Claims Paid</u>	<u>Amount Paid</u>	<b>Payments in County</b>  <ul style="list-style-type: none"> <li>Resident</li> </ul>
		Resident of County	5	\$189,800.00	
		<b>Totals:</b>	<b>5</b>	<b>\$189,800.00</b>	
		<b>Aachua (Florida)</b>	<b>95</b>	<u>Claimant Type</u>	
Resident of County	20			\$156,500.00	
Resident and Loss in County	5			\$145,600.00	
Claim Loss in County	1			\$12,000.00	
<b>Totals:</b>	<b>26</b>	<b>\$314,100.00</b>			
<b>Bay (Florida)</b>	<b>29,807</b>	<u>Claimant Type</u>	<u>Claims Paid</u>	<u>Amount Paid</u>	<b>Payments in County</b>  <ul style="list-style-type: none"> <li>Resident</li> <li>Loss</li> <li>Both</li> </ul>
		Resident of County	572	\$6,800,800.00	
		Resident and Loss in County	9,676	\$129,165,576.00	
		Claim Loss in County	1,572	\$16,167,000.00	
<b>Totals:</b>	<b>11,820</b>	<b>\$152,133,376.00</b>			
<b>Brevard (Florida)</b>	<b>143</b>	<u>Claimant Type</u>	<u>Claims Paid</u>	<u>Amount Paid</u>	<b>Payments in County</b>  <ul style="list-style-type: none"> <li>Resident</li> <li>Loss</li> <li>Both</li> </ul>
		Resident of County	13	\$254,100.00	
		Resident and Loss in County	8	\$284,600.00	
		Claim Loss in County	2	\$30,300.00	
<b>Totals:</b>	<b>23</b>	<b>\$569,000.00</b>			
<b>Broward (Florida)</b>	<b>727</b>	<u>Claimant Type</u>	<u>Claims Paid</u>	<u>Amount Paid</u>	<b>Payments in County</b>  <ul style="list-style-type: none"> <li>Resident</li> <li>Loss</li> <li>Both</li> </ul>
		Resident of County	25	\$813,400.00	
		Resident and Loss in County	8	\$643,400.00	
		Claim Loss in County	9	\$231,900.00	
<b>Totals:</b>	<b>42</b>	<b>\$1,688,700.00</b>			



## GCCF Program Statistics - Overall Summary (as of November 15, 2010, 5:05 PM ET)

County (Florida)	Total Claims	Claimant Type	Claims Paid	Amount Paid	Payments in County
<b>Calhoun (Florida)</b>	<b>162</b>	<u>Claimant Type</u>	<u>Claims Paid</u>	<u>Amount Paid</u>	
		Resident of County	26	\$285,600.00	
		Resident and Loss in County	1	\$6,000.00	
		Claim Loss in County	1	\$4,200.00	
<b>Totals:</b>	<b>28</b>	<b>\$295,800.00</b>			
<b>Charlotte (Florida)</b>	<b>265</b>	<u>Claimant Type</u>	<u>Claims Paid</u>	<u>Amount Paid</u>	
		Resident of County	8	\$109,000.00	
		Resident and Loss in County	25	\$948,700.00	
		Claim Loss in County	9	\$71,400.00	
<b>Totals:</b>	<b>42</b>	<b>\$1,129,100.00</b>			
<b>Citrus (Florida)</b>	<b>241</b>	<u>Claimant Type</u>	<u>Claims Paid</u>	<u>Amount Paid</u>	
		Resident of County	24	\$411,000.00	
		Resident and Loss in County	83	\$1,357,200.00	
		Claim Loss in County	7	\$162,700.00	
<b>Totals:</b>	<b>114</b>	<b>\$1,930,900.00</b>			
<b>Clay (Florida)</b>	<b>57</b>	<u>Claimant Type</u>	<u>Claims Paid</u>	<u>Amount Paid</u>	
		Resident of County	5	\$26,600.00	
		Resident and Loss in County	1	\$125,000.00	
		Claim Loss in County	1	\$18,700.00	
<b>Totals:</b>	<b>7</b>	<b>\$170,300.00</b>			
<b>Collier (Florida)</b>	<b>10,907</b>	<u>Claimant Type</u>	<u>Claims Paid</u>	<u>Amount Paid</u>	
		Resident of County	55	\$530,100.00	
		Resident and Loss in County	888	\$9,629,500.00	
		Claim Loss in County	27	\$156,500.00	
<b>Totals:</b>	<b>970</b>	<b>\$10,316,100.00</b>			

## GCCF Program Statistics - Overall Summary (as of November 15, 2010, 5:05 PM ET)

County (Florida)	Total Claims	Claimant Type	Claims Paid	Amount Paid	Payments in County
<b>Columbia (Florida)</b>	<b>23</b>	<u>Claimant Type</u>	<u>Claims Paid</u>	<u>Amount Paid</u>	<ul style="list-style-type: none"> <li>Resident</li> <li>Both</li> </ul>
		Resident of County	4	\$81,700.00	
		Resident and Loss in County	1	\$40,000.00	
		<b>Totals:</b>	<b>5</b>	<b>\$121,700.00</b>	
<b>Dixie (Florida)</b>	<b>32</b>	<u>Claimant Type</u>	<u>Claims Paid</u>	<u>Amount Paid</u>	<ul style="list-style-type: none"> <li>Resident</li> <li>Loss</li> <li>Both</li> </ul>
		Resident of County	1	\$3,000.00	
		Resident and Loss in County	12	\$353,400.00	
		Claim Loss in County	4	\$89,700.00	
<b>Totals:</b>	<b>17</b>	<b>\$446,100.00</b>			
<b>Duval (Florida)</b>	<b>381</b>	<u>Claimant Type</u>	<u>Claims Paid</u>	<u>Amount Paid</u>	<ul style="list-style-type: none"> <li>Resident</li> <li>Loss</li> <li>Both</li> </ul>
		Resident of County	39	\$654,800.00	
		Resident and Loss in County	15	\$1,183,000.00	
		Claim Loss in County	7	\$136,800.00	
<b>Totals:</b>	<b>61</b>	<b>\$1,974,600.00</b>			
<b>Escambia (Florida)</b>	<b>17,915</b>	<u>Claimant Type</u>	<u>Claims Paid</u>	<u>Amount Paid</u>	<ul style="list-style-type: none"> <li>Resident</li> <li>Loss</li> <li>Both</li> </ul>
		Resident of County	1,620	\$17,540,900.00	
		Resident and Loss in County	4,830	\$67,556,100.00	
		Claim Loss in County	1,132	\$14,709,000.00	
<b>Totals:</b>	<b>7,582</b>	<b>\$99,806,000.00</b>			
<b>Flagler (Florida)</b>	<b>29</b>	<u>Claimant Type</u>	<u>Claims Paid</u>	<u>Amount Paid</u>	<ul style="list-style-type: none"> <li>Resident</li> </ul>
		Resident of County	2	\$65,400.00	
		<b>Totals:</b>	<b>2</b>	<b>\$65,400.00</b>	

## GCCF Program Statistics - Overall Summary (as of November 15, 2010, 5:05 PM ET)

County (Florida)	Total Claims	Claimant Type	Claims Paid	Amount Paid	Payments in County
<b>Franklin (Florida)</b>	<b>2,188</b>	<u>Claimant Type</u>	<u>Claims Paid</u>	<u>Amount Paid</u>	<p>Payments in County</p> <ul style="list-style-type: none"> <li>Resident</li> <li>Loss</li> <li>Both</li> </ul>
		Resident of County	41	\$470,900.00	
		Resident and Loss in County	1,161	\$13,956,400.00	
		Claim Loss in County	132	\$1,810,000.00	
		<b>Totals:</b>	<b>1,334</b>	<b>\$16,237,300.00</b>	
<b>Gadsden (Florida)</b>	<b>85</b>	<u>Claimant Type</u>	<u>Claims Paid</u>	<u>Amount Paid</u>	<p>Payments in County</p> <ul style="list-style-type: none"> <li>Resident</li> <li>Loss</li> <li>Both</li> </ul>
		Resident of County	9	\$166,100.00	
		Resident and Loss in County	2	\$44,200.00	
		Claim Loss in County	1	\$6,000.00	
		<b>Totals:</b>	<b>12</b>	<b>\$216,300.00</b>	
<b>Gulf (Florida)</b>	<b>1,641</b>	<u>Claimant Type</u>	<u>Claims Paid</u>	<u>Amount Paid</u>	<p>Payments in County</p> <ul style="list-style-type: none"> <li>Resident</li> <li>Loss</li> <li>Both</li> </ul>
		Resident of County	113	\$1,213,600.00	
		Resident and Loss in County	435	\$9,112,900.00	
		Claim Loss in County	117	\$1,460,100.00	
		<b>Totals:</b>	<b>665</b>	<b>\$11,786,600.00</b>	
<b>Hardee (Florida)</b>	<b>4</b>	<u>Claimant Type</u>	<u>Claims Paid</u>	<u>Amount Paid</u>	<p>Payments in County</p> <ul style="list-style-type: none"> <li>Resident</li> </ul>
		Resident of County	1	\$15,000.00	
		<b>Totals:</b>	<b>1</b>	<b>\$15,000.00</b>	
<b>Hendry (Florida)</b>	<b>81</b>	<u>Claimant Type</u>	<u>Claims Paid</u>	<u>Amount Paid</u>	<p>Payments in County</p> <ul style="list-style-type: none"> <li>Resident</li> </ul>
		Resident of County	1	\$24,000.00	
		<b>Totals:</b>	<b>1</b>	<b>\$24,000.00</b>	

## GCCF Program Statistics - Overall Summary

(as of November 15, 2010, 5:05 PM ET)

County (Florida)	Total Claims	Claimant Type	Claims Paid	Amount Paid	Payments in County
<b>Hernando (Florida)</b>	<b>163</b>	<u>Claimant Type</u>	<u>Claims Paid</u>	<u>Amount Paid</u>	
		Resident of County	22	\$360,300.00	
		Resident and Loss in County	43	\$1,053,100.00	
		Claim Loss in County	17	\$484,800.00	
<b>Totals:</b>	<b>82</b>	<b>\$1,898,200.00</b>			
<b>Hillsborough (Florida)</b>	<b>1,891</b>	<u>Claimant Type</u>	<u>Claims Paid</u>	<u>Amount Paid</u>	
		Resident of County	71	\$1,018,200.00	
		Resident and Loss in County	104	\$2,249,800.00	
		Claim Loss in County	38	\$611,800.00	
<b>Totals:</b>	<b>213</b>	<b>\$3,879,800.00</b>			
<b>Holmes (Florida)</b>	<b>472</b>	<u>Claimant Type</u>	<u>Claims Paid</u>	<u>Amount Paid</u>	
		Resident of County	116	\$950,100.00	
		Resident and Loss in County	24	\$422,100.00	
		Claim Loss in County	6	\$27,500.00	
<b>Totals:</b>	<b>146</b>	<b>\$1,399,700.00</b>			
<b>Indian River (Florida)</b>	<b>63</b>	<u>Claimant Type</u>	<u>Claims Paid</u>	<u>Amount Paid</u>	
		Resident and Loss in County	3	\$157,000.00	
		Claim Loss in County	1	\$65,000.00	
<b>Totals:</b>	<b>4</b>	<b>\$222,000.00</b>			
<b>Jackson (Florida)</b>	<b>395</b>	<u>Claimant Type</u>	<u>Claims Paid</u>	<u>Amount Paid</u>	
		Resident of County	40	\$553,500.00	
		Resident and Loss in County	3	\$96,000.00	
		Claim Loss in County	1	\$7,900.00	
<b>Totals:</b>	<b>44</b>	<b>\$657,400.00</b>			

## GCCF Program Statistics - Overall Summary (as of November 15, 2010, 5:05 PM ET)

County (Florida)	Total Claims	Claimant Type	Claims Paid	Amount Paid	Payments in County
Jefferson (Florida)	14	<u>Claimant Type</u>	<u>Claims Paid</u>	<u>Amount Paid</u>	<ul style="list-style-type: none"> <li>Resident</li> <li>Loss</li> <li>Both</li> </ul>
		Resident of County	4	\$106,200.00	
		Resident and Loss in County	2	\$2,500.00	
		Claim Loss in County	1	\$6,000.00	
<b>Totals:</b>		<b>7</b>	<b>\$114,700.00</b>		
Lafayette (Florida)	6	<u>Claimant Type</u>	<u>Claims Paid</u>	<u>Amount Paid</u>	<ul style="list-style-type: none"> <li>Both</li> </ul>
		Resident and Loss in County	1	\$226,700.00	
		<b>Totals:</b>	<b>1</b>	<b>\$226,700.00</b>	
Lake (Florida)	61	<u>Claimant Type</u>	<u>Claims Paid</u>	<u>Amount Paid</u>	<ul style="list-style-type: none"> <li>Resident</li> <li>Both</li> </ul>
		Resident of County	9	\$84,100.00	
		Resident and Loss in County	5	\$137,900.00	
		<b>Totals:</b>	<b>14</b>	<b>\$222,000.00</b>	
Lee (Florida)	4,488	<u>Claimant Type</u>	<u>Claims Paid</u>	<u>Amount Paid</u>	<ul style="list-style-type: none"> <li>Resident</li> <li>Loss</li> <li>Both</li> </ul>
		Resident of County	40	\$696,000.00	
		Resident and Loss in County	214	\$3,628,100.00	
		Claim Loss in County	44	\$320,200.00	
<b>Totals:</b>		<b>298</b>	<b>\$4,644,300.00</b>		
Leon (Florida)	593	<u>Claimant Type</u>	<u>Claims Paid</u>	<u>Amount Paid</u>	<ul style="list-style-type: none"> <li>Resident</li> <li>Loss</li> <li>Both</li> </ul>
		Resident of County	103	\$1,906,500.00	
		Resident and Loss in County	7	\$212,600.00	
		Claim Loss in County	5	\$61,800.00	
<b>Totals:</b>		<b>115</b>	<b>\$2,180,900.00</b>		

## GCCF Program Statistics - Overall Summary (as of November 15, 2010, 5:05 PM ET)




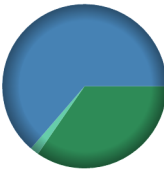
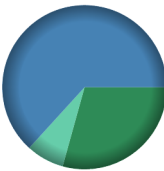
County (Florida)	Total Claims	Claimant Type	Claims Paid	Amount Paid	Payments in County
<b>Levy (Florida)</b>	<b>166</b>	<u>Claimant Type</u>	<u>Claims Paid</u>	<u>Amount Paid</u>	
		Resident of County	10	\$229,300.00	
		Resident and Loss in County	72	\$1,897,000.00	
		Claim Loss in County	9	\$241,100.00	
		<b>Totals:</b>	<b>91</b>	<b>\$2,367,400.00</b>	
<b>Liberty (Florida)</b>	<b>60</b>	<u>Claimant Type</u>	<u>Claims Paid</u>	<u>Amount Paid</u>	
		Resident of County	18	\$160,000.00	
		Resident and Loss in County	3	\$36,200.00	
		Claim Loss in County	2	\$49,600.00	
		<b>Totals:</b>	<b>23</b>	<b>\$245,800.00</b>	
<b>Madison (Florida)</b>	<b>11</b>	<u>Claimant Type</u>	<u>Claims Paid</u>	<u>Amount Paid</u>	
		Resident of County	1	\$2,100.00	
		Claim Loss in County	2	\$21,200.00	
		<b>Totals:</b>	<b>3</b>	<b>\$23,300.00</b>	
<b>Manatee (Florida)</b>	<b>501</b>	<u>Claimant Type</u>	<u>Claims Paid</u>	<u>Amount Paid</u>	
		Resident of County	23	\$512,600.00	
		Resident and Loss in County	52	\$2,115,600.00	
		Claim Loss in County	21	\$479,000.00	
		<b>Totals:</b>	<b>96</b>	<b>\$3,107,200.00</b>	
<b>Marion (Florida)</b>	<b>84</b>	<u>Claimant Type</u>	<u>Claims Paid</u>	<u>Amount Paid</u>	
		Resident of County	10	\$125,200.00	
		Resident and Loss in County	2	\$29,100.00	
		Claim Loss in County	2	\$59,800.00	
		<b>Totals:</b>	<b>14</b>	<b>\$214,100.00</b>	

## GCCF Program Statistics - Overall Summary

(as of November 15, 2010, 5:05 PM ET)

County (Florida)	Total Claims	Claimant Type	Claims Paid	Amount Paid	Payments in County
Martin (Florida)	37				
		Resident of County	2	\$27,200.00	
		Resident and Loss in County	5	\$109,500.00	
		<b>Totals:</b>	<b>7</b>	<b>\$136,700.00</b>	
Miami-dade (Florida)	1,936				
		Resident of County	41	\$580,800.00	
		Resident and Loss in County	32	\$761,700.00	
		Claim Loss in County	14	\$307,700.00	
<b>Totals:</b>	<b>87</b>	<b>\$1,650,200.00</b>			
Monroe (Florida)	4,808				
		Resident of County	33	\$770,700.00	
		Resident and Loss in County	795	\$19,731,200.00	
		Claim Loss in County	48	\$622,700.00	
<b>Totals:</b>	<b>876</b>	<b>\$21,124,600.00</b>			
Nassau (Florida)	23				
		Resident of County	3	\$65,200.00	
		Resident and Loss in County	2	\$31,100.00	
		Claim Loss in County	2	\$33,300.00	
<b>Totals:</b>	<b>7</b>	<b>\$129,600.00</b>			
Okaloosa (Florida)	23,954				
		Resident of County	1,428	\$17,195,500.00	
		Resident and Loss in County	7,827	\$128,204,200.00	
		Claim Loss in County	3,281	\$39,047,900.00	
<b>Totals:</b>	<b>12,536</b>	<b>\$184,447,600.00</b>			

## GCCF Program Statistics - Overall Summary (as of November 15, 2010, 5:05 PM ET)

County (Florida)	Total Claims	Claimant Type	Claims Paid	Amount Paid	Payments in County
Okeechobee (Florida)	7	<u>Claimant Type</u>	<u>Claims Paid</u>	<u>Amount Paid</u>	 <ul style="list-style-type: none"> <li>Loss</li> </ul>
		Claim Loss in County	1	\$5,000.00	
		<b>Totals:</b>	<b>1</b>	<b>\$5,000.00</b>	
Orange (Florida)	1,021	<u>Claimant Type</u>	<u>Claims Paid</u>	<u>Amount Paid</u>	 <ul style="list-style-type: none"> <li>Resident</li> <li>Both</li> </ul>
		Resident of County	63	\$837,200.00	
		Resident and Loss in County	7	\$187,700.00	
<b>Totals:</b>	<b>70</b>	<b>\$1,024,900.00</b>			
Osceola (Florida)	70	<u>Claimant Type</u>	<u>Claims Paid</u>	<u>Amount Paid</u>	 <ul style="list-style-type: none"> <li>Resident</li> </ul>
		Resident of County	4	\$33,600.00	
		<b>Totals:</b>	<b>4</b>	<b>\$33,600.00</b>	
Palm Beach (Florida)	495	<u>Claimant Type</u>	<u>Claims Paid</u>	<u>Amount Paid</u>	 <ul style="list-style-type: none"> <li>Resident</li> <li>Loss</li> <li>Both</li> </ul>
		Resident of County	19	\$247,400.00	
		Resident and Loss in County	9	\$455,500.00	
Claim Loss in County	2	\$12,200.00			
<b>Totals:</b>	<b>30</b>	<b>\$715,100.00</b>			
Pasco (Florida)	523	<u>Claimant Type</u>	<u>Claims Paid</u>	<u>Amount Paid</u>	 <ul style="list-style-type: none"> <li>Resident</li> <li>Loss</li> <li>Both</li> </ul>
		Resident of County	74	\$1,191,100.00	
		Resident and Loss in County	97	\$2,571,700.00	
Claim Loss in County	19	\$302,600.00			
<b>Totals:</b>	<b>190</b>	<b>\$4,065,400.00</b>			








## GCCF Program Statistics - Overall Summary

(as of November 15, 2010, 5:05 PM ET)

County (Florida)	Total Claims	Claimant Type	Claims Paid	Amount Paid	Payments in County
<b>Pinellas (Florida)</b>	<b>3,821</b>	<u>Claimant Type</u>	<u>Claims Paid</u>	<u>Amount Paid</u>	
		Resident of County	54	\$1,444,600.00	
		Resident and Loss in County	555	\$9,556,100.00	
		Claim Loss in County	114	\$1,691,900.00	
		<b>Totals:</b>	<b>723</b>	<b>\$12,692,600.00</b>	
<b>Polk (Florida)</b>	<b>328</b>	<u>Claimant Type</u>	<u>Claims Paid</u>	<u>Amount Paid</u>	
		Resident of County	13	\$183,600.00	
		Resident and Loss in County	5	\$145,000.00	
		Claim Loss in County	1	\$9,200.00	
		<b>Totals:</b>	<b>19</b>	<b>\$337,800.00</b>	
<b>Putnam (Florida)</b>	<b>15</b>	<u>Claimant Type</u>	<u>Claims Paid</u>	<u>Amount Paid</u>	
		Resident and Loss in County	2	\$51,500.00	
		<b>Totals:</b>	<b>2</b>	<b>\$51,500.00</b>	
<b>Santa Rosa (Florida)</b>	<b>8,322</b>	<u>Claimant Type</u>	<u>Claims Paid</u>	<u>Amount Paid</u>	
		Resident of County	1,008	\$11,004,100.00	
		Resident and Loss in County	1,850	\$35,658,100.00	
		Claim Loss in County	1,283	\$14,614,700.00	
		<b>Totals:</b>	<b>4,141</b>	<b>\$61,276,900.00</b>	
<b>Sarasota (Florida)</b>	<b>460</b>	<u>Claimant Type</u>	<u>Claims Paid</u>	<u>Amount Paid</u>	
		Resident of County	14	\$138,100.00	
		Resident and Loss in County	36	\$1,266,100.00	
		Claim Loss in County	10	\$137,800.00	
		<b>Totals:</b>	<b>60</b>	<b>\$1,542,000.00</b>	

## GCCF Program Statistics - Overall Summary

(as of November 15, 2010, 5:05 PM ET)

County (Florida)	Total Claims	Claimant Type	Claims Paid	Amount Paid	Payments in County
Seminole (Florida)	97	<u>Claimant Type</u>	<u>Claims Paid</u>	<u>Amount Paid</u>	Payments in County  <ul style="list-style-type: none"> <li>Resident</li> </ul>
		Resident of County	13	\$189,300.00	
		<b>Totals:</b>	<b>13</b>	<b>\$189,300.00</b>	
St. Johns (Florida)	58	<u>Claimant Type</u>	<u>Claims Paid</u>	<u>Amount Paid</u>	Payments in County  <ul style="list-style-type: none"> <li>Resident</li> <li>Both</li> </ul>
		Resident of County	8	\$145,300.00	
		Resident and Loss in County	4	\$76,500.00	
<b>Totals:</b>	<b>12</b>	<b>\$221,800.00</b>			
St. Lucie (Florida)	131	<u>Claimant Type</u>	<u>Claims Paid</u>	<u>Amount Paid</u>	Payments in County  <ul style="list-style-type: none"> <li>Resident</li> <li>Both</li> </ul>
		Resident of County	4	\$76,500.00	
		Resident and Loss in County	3	\$65,000.00	
<b>Totals:</b>	<b>7</b>	<b>\$141,500.00</b>			
Sumter (Florida)	17	<u>Claimant Type</u>	<u>Claims Paid</u>	<u>Amount Paid</u>	Payments in County  <ul style="list-style-type: none"> <li>Resident</li> </ul>
		Resident of County	8	\$169,100.00	
		<b>Totals:</b>	<b>8</b>	<b>\$169,100.00</b>	
Suwannee (Florida)	13	<u>Claimant Type</u>	<u>Claims Paid</u>	<u>Amount Paid</u>	Payments in County  <ul style="list-style-type: none"> <li>Resident</li> </ul>
		Resident of County	1	\$3,200.00	
		<b>Totals:</b>	<b>1</b>	<b>\$3,200.00</b>	

## GCCF Program Statistics - Overall Summary (as of November 15, 2010, 5:05 PM ET)

County (Florida)	Total Claims	Claimant Type	Claims Paid	Amount Paid	Payments in County
<b>Taylor (Florida)</b>	<b>73</b>	<u>Claimant Type</u>	<u>Claims Paid</u>	<u>Amount Paid</u>	
		Resident of County	8	\$298,200.00	
		Resident and Loss in County	35	\$1,301,600.00	
		Claim Loss in County	1	\$4,800.00	
<b>Totals:</b>	<b>44</b>	<b>\$1,604,600.00</b>			
<b>Unknown (Florida)</b>	<b>176</b>	<u>Claimant Type</u>	<u>Claims Paid</u>	<u>Amount Paid</u>	
		Resident of County	36	\$765,500.00	
		<b>Totals:</b>	<b>36</b>	<b>\$765,500.00</b>	
<b>Volusia (Florida)</b>	<b>95</b>	<u>Claimant Type</u>	<u>Claims Paid</u>	<u>Amount Paid</u>	
		Resident of County	7	\$190,500.00	
		Resident and Loss in County	4	\$482,000.00	
		Claim Loss in County	3	\$33,800.00	
<b>Totals:</b>	<b>14</b>	<b>\$706,300.00</b>			
<b>Wakulla (Florida)</b>	<b>585</b>	<u>Claimant Type</u>	<u>Claims Paid</u>	<u>Amount Paid</u>	
		Resident of County	35	\$868,900.00	
		Resident and Loss in County	296	\$6,548,100.00	
		Claim Loss in County	28	\$704,800.00	
<b>Totals:</b>	<b>359</b>	<b>\$8,121,800.00</b>			
<b>Walton (Florida)</b>	<b>11,276</b>	<u>Claimant Type</u>	<u>Claims Paid</u>	<u>Amount Paid</u>	
		Resident of County	1,008	\$17,199,500.00	
		Resident and Loss in County	3,051	\$51,570,500.00	
		Claim Loss in County	2,261	\$24,313,700.00	
<b>Totals:</b>	<b>6,320</b>	<b>\$93,083,700.00</b>			

## GCCF Program Statistics - Overall Summary (as of November 15, 2010, 5:05 PM ET)


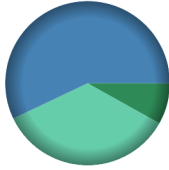

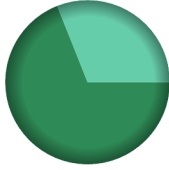
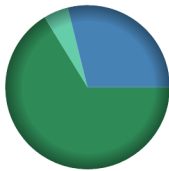
County	Total Claims	Claimant Type	Claims Paid	Amount Paid	Payments in County
<b>Washington (Florida)</b>	<b>1,035</b>	<u>Claimant Type</u>	<u>Claims Paid</u>	<u>Amount Paid</u>	
		Resident of County	238	\$2,049,500.00	
		Resident and Loss in County	43	\$448,000.00	
		Claim Loss in County	8	\$67,500.00	
		<b>Totals:</b>	<b>289</b>	<b>\$2,565,000.00</b>	
<b>Acadia (Louisiana)</b>	<b>132</b>	<u>Claimant Type</u>	<u>Claims Paid</u>	<u>Amount Paid</u>	
		Resident of County	13	\$288,000.00	
		Resident and Loss in County	9	\$339,100.00	
		Claim Loss in County	5	\$74,900.00	
		<b>Totals:</b>	<b>27</b>	<b>\$702,000.00</b>	
<b>Allen (Louisiana)</b>	<b>52</b>	<u>Claimant Type</u>	<u>Claims Paid</u>	<u>Amount Paid</u>	
		Resident of County	1	\$30,000.00	
		Claim Loss in County	2	\$38,600.00	
		<b>Totals:</b>	<b>3</b>	<b>\$68,600.00</b>	
<b>Ascension (Louisiana)</b>	<b>1,382</b>	<u>Claimant Type</u>	<u>Claims Paid</u>	<u>Amount Paid</u>	
		Resident of County	50	\$656,300.00	
		Resident and Loss in County	12	\$314,500.00	
		Claim Loss in County	2	\$20,900.00	
		<b>Totals:</b>	<b>64</b>	<b>\$991,700.00</b>	
<b>Assumption (Louisiana)</b>	<b>863</b>	<u>Claimant Type</u>	<u>Claims Paid</u>	<u>Amount Paid</u>	
		Resident of County	35	\$674,500.00	
		Resident and Loss in County	97	\$1,276,500.00	
		Claim Loss in County	9	\$126,800.00	
		<b>Totals:</b>	<b>141</b>	<b>\$2,077,800.00</b>	

## GCCF Program Statistics - Overall Summary

(as of November 15, 2010, 5:05 PM ET)


Parish (Louisiana)	Total Claims	Claimant Type	Claims Paid	Amount Paid	Payments in County
<b>Avoyelles (Louisiana)</b>	<b>115</b>	<u>Claimant Type</u>	<u>Claims Paid</u>	<u>Amount Paid</u>	<b>Payments in County</b> 
		Resident of County	12	\$137,200.00	
		Resident and Loss in County	13	\$683,400.00	
		Claim Loss in County	2	\$38,200.00	
<b>Totals:</b>	<b>27</b>	<b>\$858,800.00</b>			
<b>Beauregard (Louisiana)</b>	<b>26</b>	<u>Claimant Type</u>	<u>Claims Paid</u>	<u>Amount Paid</u>	<b>Payments in County</b> 
		Resident of County	3	\$135,200.00	
		Resident and Loss in County	4	\$76,000.00	
		<b>Totals:</b>	<b>7</b>	<b>\$211,200.00</b>	
<b>Bossier (Louisiana)</b>	<b>55</b>	<u>Claimant Type</u>	<u>Claims Paid</u>	<u>Amount Paid</u>	<b>Payments in County</b> 
		Resident of County	5	\$62,500.00	
		<b>Totals:</b>	<b>5</b>	<b>\$62,500.00</b>	
<b>Caddo (Louisiana)</b>	<b>145</b>	<u>Claimant Type</u>	<u>Claims Paid</u>	<u>Amount Paid</u>	<b>Payments in County</b> 
		Resident of County	14	\$133,200.00	
		<b>Totals:</b>	<b>14</b>	<b>\$133,200.00</b>	
<b>Calcasieu (Louisiana)</b>	<b>825</b>	<u>Claimant Type</u>	<u>Claims Paid</u>	<u>Amount Paid</u>	<b>Payments in County</b> 
		Resident of County	118	\$3,024,800.00	
		Resident and Loss in County	95	\$2,252,700.00	
		Claim Loss in County	25	\$517,500.00	
		<b>Totals:</b>	<b>238</b>	<b>\$5,795,000.00</b>	

## GCCF Program Statistics - Overall Summary (as of November 15, 2010, 5:05 PM ET)

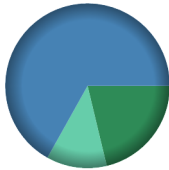
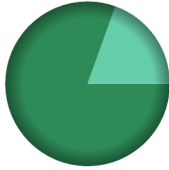
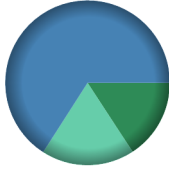
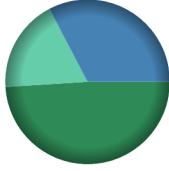
County (Louisiana)	Total Claims	Claimant Type	Claims Paid	Amount Paid	Payments in County
Caldwell	7	<u>Claimant Type</u>	<u>Claims Paid</u>	<u>Amount Paid</u>	Payments in County 
		Resident of County	2	\$7,300.00	
		<b>Totals:</b>	<b>2</b>	<b>\$7,300.00</b>	
Cameron	350	<u>Claimant Type</u>	<u>Claims Paid</u>	<u>Amount Paid</u>	Payments in County 
		Resident of County	20	\$514,400.00	
		Resident and Loss in County	133	\$3,612,300.00	
		Claim Loss in County	85	\$2,203,300.00	
		<b>Totals:</b>	<b>238</b>	<b>\$6,330,000.00</b>	
Claiborne	5	<u>Claimant Type</u>	<u>Claims Paid</u>	<u>Amount Paid</u>	Payments in County 
		Claim Loss in County	1	\$80,400.00	
		<b>Totals:</b>	<b>1</b>	<b>\$80,400.00</b>	
Concordia	45	<u>Claimant Type</u>	<u>Claims Paid</u>	<u>Amount Paid</u>	Payments in County 
		Resident of County	3	\$155,700.00	
		Resident and Loss in County	2	\$70,000.00	
		<b>Totals:</b>	<b>5</b>	<b>\$225,700.00</b>	
E. Baton Rouge	3,463	<u>Claimant Type</u>	<u>Claims Paid</u>	<u>Amount Paid</u>	Payments in County 
		Resident of County	192	\$3,119,600.00	
		Resident and Loss in County	48	\$1,359,500.00	
		Claim Loss in County	15	\$229,800.00	
		<b>Totals:</b>	<b>255</b>	<b>\$4,708,900.00</b>	

## GCCF Program Statistics - Overall Summary

(as of November 15, 2010, 5:05 PM ET)

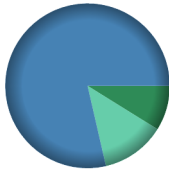

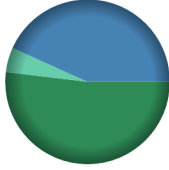


Parish (Louisiana)	Total Claims	Claimant Type	Claims Paid	Amount Paid	Payments in County
<b>E. Feliciana (Louisiana)</b>	<b>49</b>	<u>Claimant Type</u>	<u>Claims Paid</u>	<u>Amount Paid</u>	<b>Payments in County</b>  <ul style="list-style-type: none"> <li><span style="color: green;">■</span> Resident</li> <li><span style="color: lightgreen;">■</span> Loss</li> <li><span style="color: blue;">■</span> Both</li> </ul>
		Resident of County	1	\$14,000.00	
		Resident and Loss in County	3	\$115,000.00	
		Claim Loss in County	1	\$20,000.00	
<b>Totals:</b>	<b>5</b>	<b>\$149,000.00</b>			
<b>Evangeline (Louisiana)</b>	<b>64</b>	<u>Claimant Type</u>	<u>Claims Paid</u>	<u>Amount Paid</u>	<b>Payments in County</b>  <ul style="list-style-type: none"> <li><span style="color: green;">■</span> Resident</li> <li><span style="color: lightgreen;">■</span> Both</li> </ul>
		Resident of County	5	\$103,900.00	
		Resident and Loss in County	4	\$70,300.00	
		<b>Totals:</b>	<b>9</b>	<b>\$174,200.00</b>	
<b>Franklin (Louisiana)</b>	<b>9</b>	<u>Claimant Type</u>	<u>Claims Paid</u>	<u>Amount Paid</u>	<b>Payments in County</b>  <ul style="list-style-type: none"> <li><span style="color: green;">■</span> Resident</li> </ul>
		Resident of County	3	\$35,200.00	
		<b>Totals:</b>	<b>3</b>	<b>\$35,200.00</b>	
<b>Grant (Louisiana)</b>	<b>17</b>	<u>Claimant Type</u>	<u>Claims Paid</u>	<u>Amount Paid</u>	<b>Payments in County</b>  <ul style="list-style-type: none"> <li><span style="color: green;">■</span> Resident</li> <li><span style="color: lightgreen;">■</span> Loss</li> </ul>
		Resident of County	1	\$15,500.00	
		Claim Loss in County	1	\$10,000.00	
		<b>Totals:</b>	<b>2</b>	<b>\$25,500.00</b>	
<b>Iberia (Louisiana)</b>	<b>1,307</b>	<u>Claimant Type</u>	<u>Claims Paid</u>	<u>Amount Paid</u>	<b>Payments in County</b>  <ul style="list-style-type: none"> <li><span style="color: green;">■</span> Resident</li> <li><span style="color: lightgreen;">■</span> Loss</li> <li><span style="color: blue;">■</span> Both</li> </ul>
		Resident of County	126	\$3,554,500.00	
		Resident and Loss in County	272	\$6,430,200.00	
		Claim Loss in County	126	\$2,833,900.00	
		<b>Totals:</b>	<b>524</b>	<b>\$12,818,600.00</b>	

## GCCF Program Statistics - Overall Summary (as of November 15, 2010, 5:05 PM ET)

County (Louisiana)	Total Claims	Claimant Type	Claims Paid	Amount Paid	Payments in County
<b>Iberville (Louisiana)</b>	<b>329</b>	<u>Claimant Type</u>	<u>Claims Paid</u>	<u>Amount Paid</u>	 <ul style="list-style-type: none"> <li><span style="color: green;">■</span> Resident</li> <li><span style="color: lightgreen;">■</span> Loss</li> <li><span style="color: blue;">■</span> Both</li> </ul>
		Resident of County	12	\$275,000.00	
		Resident and Loss in County	55	\$865,400.00	
		Claim Loss in County	7	\$153,400.00	
		<b>Totals:</b>	<b>74</b>	<b>\$1,293,800.00</b>	
<b>Jackson (Louisiana)</b>	<b>3</b>	<u>Claimant Type</u>	<u>Claims Paid</u>	<u>Amount Paid</u>	 <ul style="list-style-type: none"> <li><span style="color: green;">■</span> Resident</li> <li><span style="color: lightgreen;">■</span> Both</li> </ul>
		Resident of County	1	\$18,600.00	
		Resident and Loss in County	1	\$4,500.00	
		<b>Totals:</b>	<b>2</b>	<b>\$23,100.00</b>	
		<b>Jefferson (Louisiana)</b>	<b>58,965</b>	<u>Claimant Type</u>	
Resident of County	3,881			\$44,973,300.00	
Resident and Loss in County	7,245			\$101,919,700.00	
Claim Loss in County	2,902			\$32,148,900.00	
<b>Totals:</b>	<b>14,028</b>			<b>\$179,041,900.00</b>	
<b>Jefferson Davis (Louisiana)</b>	<b>58</b>	<u>Claimant Type</u>	<u>Claims Paid</u>	<u>Amount Paid</u>	 <ul style="list-style-type: none"> <li><span style="color: green;">■</span> Resident</li> <li><span style="color: lightgreen;">■</span> Loss</li> <li><span style="color: blue;">■</span> Both</li> </ul>
		Resident of County	6	\$56,100.00	
		Resident and Loss in County	9	\$234,300.00	
		Claim Loss in County	2	\$65,000.00	
		<b>Totals:</b>	<b>17</b>	<b>\$355,400.00</b>	
<b>Lafayette (Louisiana)</b>	<b>1,679</b>	<u>Claimant Type</u>	<u>Claims Paid</u>	<u>Amount Paid</u>	 <ul style="list-style-type: none"> <li><span style="color: green;">■</span> Resident</li> <li><span style="color: lightgreen;">■</span> Loss</li> <li><span style="color: blue;">■</span> Both</li> </ul>
		Resident of County	220	\$5,712,600.00	
		Resident and Loss in County	142	\$3,807,600.00	
		Claim Loss in County	90	\$2,135,300.00	
		<b>Totals:</b>	<b>452</b>	<b>\$11,655,500.00</b>	



## GCCF Program Statistics - Overall Summary (as of November 15, 2010, 5:05 PM ET)


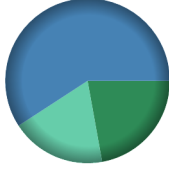

Parish (Louisiana)	Total Claims	Claimant Type	Claims Paid	Amount Paid	Payments in County
<b>Lafourche (Louisiana)</b>	<b>3,945</b>	<u>Claimant Type</u>	<u>Claims Paid</u>	<u>Amount Paid</u>	 <ul style="list-style-type: none"> <li><span style="color: green;">■</span> Resident</li> <li><span style="color: lightgreen;">■</span> Loss</li> <li><span style="color: blue;">■</span> Both</li> </ul>
		Resident of County	225	\$3,972,900.00	
		Resident and Loss in County	1,068	\$35,357,400.00	
		Claim Loss in County	342	\$5,657,300.00	
<b>Totals:</b>	<b>1,635</b>	<b>\$44,987,600.00</b>			
<b>Lincoln (Louisiana)</b>	<b>29</b>	<u>Claimant Type</u>	<u>Claims Paid</u>	<u>Amount Paid</u>	 <ul style="list-style-type: none"> <li><span style="color: green;">■</span> Resident</li> </ul>
		Resident of County	4	\$133,100.00	
		<b>Totals:</b>	<b>4</b>	<b>\$133,100.00</b>	
<b>Livingston (Louisiana)</b>	<b>447</b>	<u>Claimant Type</u>	<u>Claims Paid</u>	<u>Amount Paid</u>	 <ul style="list-style-type: none"> <li><span style="color: green;">■</span> Resident</li> <li><span style="color: lightgreen;">■</span> Loss</li> <li><span style="color: blue;">■</span> Both</li> </ul>
		Resident of County	47	\$1,033,500.00	
		Resident and Loss in County	22	\$861,500.00	
		Claim Loss in County	6	\$96,700.00	
<b>Totals:</b>	<b>75</b>	<b>\$1,991,700.00</b>			
<b>Madison (Louisiana)</b>	<b>8</b>	<u>Claimant Type</u>	<u>Claims Paid</u>	<u>Amount Paid</u>	 <ul style="list-style-type: none"> <li><span style="color: green;">■</span> Resident</li> </ul>
		Resident of County	1	\$16,200.00	
		<b>Totals:</b>	<b>1</b>	<b>\$16,200.00</b>	
<b>Natchitoches (Louisiana)</b>	<b>25</b>	<u>Claimant Type</u>	<u>Claims Paid</u>	<u>Amount Paid</u>	 <ul style="list-style-type: none"> <li><span style="color: green;">■</span> Resident</li> <li><span style="color: lightgreen;">■</span> Both</li> </ul>
		Resident of County	3	\$61,000.00	
		Resident and Loss in County	3	\$55,400.00	
		<b>Totals:</b>	<b>6</b>	<b>\$116,400.00</b>	

## GCCF Program Statistics - Overall Summary (as of November 15, 2010, 5:05 PM ET)

Parish (Louisiana)	Total Claims	Claimant Type	Claims Paid	Amount Paid	Payments in County
<b>Orleans (Louisiana)</b>	<b>64,958</b>	<u>Claimant Type</u>	<u>Claims Paid</u>	<u>Amount Paid</u>	
		Resident of County	2,400	\$23,032,900.00	
		Resident and Loss in County	11,583	\$122,460,100.00	
		Claim Loss in County	4,518	\$51,421,100.00	
<b>Totals:</b>		<b>18,501</b>	<b>\$196,914,100.00</b>		
<b>Ouachita (Louisiana)</b>	<b>130</b>	<u>Claimant Type</u>	<u>Claims Paid</u>	<u>Amount Paid</u>	
		Resident of County	26	\$347,800.00	
		Resident and Loss in County	4	\$104,600.00	
		<b>Totals:</b>		<b>30</b>	
<b>Plaquemines (Louisiana)</b>	<b>5,116</b>	<u>Claimant Type</u>	<u>Claims Paid</u>	<u>Amount Paid</u>	
		Resident of County	165	\$4,602,300.00	
		Resident and Loss in County	1,130	\$61,178,000.00	
		Claim Loss in County	688	\$18,782,400.00	
<b>Totals:</b>		<b>1,983</b>	<b>\$84,562,700.00</b>		
<b>Pointe Coupee (Louisiana)</b>	<b>47</b>	<u>Claimant Type</u>	<u>Claims Paid</u>	<u>Amount Paid</u>	
		Resident of County	4	\$120,800.00	
		Resident and Loss in County	2	\$30,000.00	
		<b>Totals:</b>		<b>6</b>	
<b>Rapides (Louisiana)</b>	<b>216</b>	<u>Claimant Type</u>	<u>Claims Paid</u>	<u>Amount Paid</u>	
		Resident of County	20	\$357,800.00	
		Resident and Loss in County	6	\$313,200.00	
		<b>Totals:</b>		<b>26</b>	

## GCCF Program Statistics - Overall Summary

(as of November 15, 2010, 5:05 PM ET)

County (Louisiana)	Total Claims	Claimant Type	Claims Paid	Amount Paid	Payments in County
Richland	6	<u>Claimant Type</u>	<u>Claims Paid</u>	<u>Amount Paid</u>	Payments in County  <ul style="list-style-type: none"> <li>Resident</li> </ul>
		Resident of County	3	\$114,400.00	
		<b>Totals:</b>	<b>3</b>	<b>\$114,400.00</b>	
		Sabine	13	<u>Claimant Type</u>	
Resident of County	1			\$16,800.00	
<b>Totals:</b>	<b>1</b>			<b>\$16,800.00</b>	
St. Bernard	5,616			<u>Claimant Type</u>	<u>Claims Paid</u>
		Resident of County	508	\$5,972,500.00	
		Resident and Loss in County	882	\$24,348,200.00	
		Claim Loss in County	277	\$5,465,200.00	
		<b>Totals:</b>	<b>1,667</b>	<b>\$35,785,900.00</b>	
St. Charles	4,264	<u>Claimant Type</u>	<u>Claims Paid</u>	<u>Amount Paid</u>	Payments in County  <ul style="list-style-type: none"> <li>Resident</li> <li>Loss</li> <li>Both</li> </ul>
		Resident of County	298	\$2,963,400.00	
		Resident and Loss in County	378	\$7,912,400.00	
		Claim Loss in County	209	\$2,495,400.00	
		<b>Totals:</b>	<b>885</b>	<b>\$13,371,200.00</b>	
St. Helena	73	<u>Claimant Type</u>	<u>Claims Paid</u>	<u>Amount Paid</u>	Payments in County  <ul style="list-style-type: none"> <li>Resident</li> <li>Loss</li> </ul>
		Resident of County	3	\$50,500.00	
		Claim Loss in County	1	\$25,000.00	
		<b>Totals:</b>	<b>4</b>	<b>\$75,500.00</b>	

## GCCF Program Statistics - Overall Summary

(as of November 15, 2010, 5:05 PM ET)

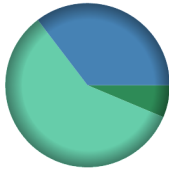



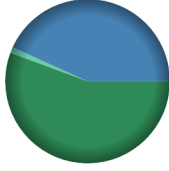
Parish (Louisiana)	Total Claims	Claimant Type	Claims Paid	Amount Paid	Payments in County
<b>St. James (Louisiana)</b>	<b>1,267</b>	<u>Claimant Type</u>	<u>Claims Paid</u>	<u>Amount Paid</u>	<ul style="list-style-type: none"> <li>Resident</li> <li>Loss</li> <li>Both</li> </ul>
		Resident of County	31	\$390,000.00	
		Resident and Loss in County	10	\$227,400.00	
		Claim Loss in County	2	\$53,800.00	
		<b>Totals:</b>	<b>43</b>	<b>\$671,200.00</b>	
<b>St. John The Baptist (Louisiana)</b>	<b>5,460</b>	<u>Claimant Type</u>	<u>Claims Paid</u>	<u>Amount Paid</u>	<ul style="list-style-type: none"> <li>Resident</li> <li>Loss</li> <li>Both</li> </ul>
		Resident of County	289	\$2,329,400.00	
		Resident and Loss in County	206	\$2,814,700.00	
		Claim Loss in County	81	\$801,400.00	
		<b>Totals:</b>	<b>576</b>	<b>\$5,945,500.00</b>	
<b>St. Landry (Louisiana)</b>	<b>243</b>	<u>Claimant Type</u>	<u>Claims Paid</u>	<u>Amount Paid</u>	<ul style="list-style-type: none"> <li>Resident</li> <li>Loss</li> <li>Both</li> </ul>
		Resident of County	26	\$615,000.00	
		Resident and Loss in County	18	\$532,700.00	
		Claim Loss in County	4	\$104,300.00	
		<b>Totals:</b>	<b>48</b>	<b>\$1,252,000.00</b>	
<b>St. Martin (Louisiana)</b>	<b>702</b>	<u>Claimant Type</u>	<u>Claims Paid</u>	<u>Amount Paid</u>	<ul style="list-style-type: none"> <li>Resident</li> <li>Loss</li> <li>Both</li> </ul>
		Resident of County	59	\$1,120,200.00	
		Resident and Loss in County	223	\$4,495,350.00	
		Claim Loss in County	23	\$318,900.00	
		<b>Totals:</b>	<b>305</b>	<b>\$5,934,450.00</b>	
<b>St. Mary (Louisiana)</b>	<b>1,820</b>	<u>Claimant Type</u>	<u>Claims Paid</u>	<u>Amount Paid</u>	<ul style="list-style-type: none"> <li>Resident</li> <li>Loss</li> <li>Both</li> </ul>
		Resident of County	116	\$2,419,200.00	
		Resident and Loss in County	373	\$9,197,000.00	
		Claim Loss in County	202	\$5,780,500.00	
		<b>Totals:</b>	<b>691</b>	<b>\$17,396,700.00</b>	

## GCCF Program Statistics - Overall Summary (as of November 15, 2010, 5:05 PM ET)

County (Louisiana)	Total Claims	Claimant Type	Claims Paid	Amount Paid	Payments in County
<b>St. Tammany</b>	<b>8,214</b>	<u>Claimant Type</u>	<u>Claims Paid</u>	<u>Amount Paid</u>	<p>Payments in County</p> <ul style="list-style-type: none"> <li>Resident</li> <li>Loss</li> <li>Both</li> </ul>
		Resident of County	715	\$10,977,100.00	
		Resident and Loss in County	1,292	\$24,401,600.00	
		Claim Loss in County	407	\$5,474,165.00	
		<b>Totals:</b>	<b>2,414</b>	<b>\$40,852,865.00</b>	
<b>Tangipahoa</b>	<b>2,001</b>	<u>Claimant Type</u>	<u>Claims Paid</u>	<u>Amount Paid</u>	<p>Payments in County</p> <ul style="list-style-type: none"> <li>Resident</li> <li>Loss</li> <li>Both</li> </ul>
		Resident of County	135	\$2,582,400.00	
		Resident and Loss in County	100	\$2,092,300.00	
		Claim Loss in County	23	\$728,700.00	
		<b>Totals:</b>	<b>258</b>	<b>\$5,403,400.00</b>	
<b>Terrebonne</b>	<b>6,435</b>	<u>Claimant Type</u>	<u>Claims Paid</u>	<u>Amount Paid</u>	<p>Payments in County</p> <ul style="list-style-type: none"> <li>Resident</li> <li>Loss</li> <li>Both</li> </ul>
		Resident of County	195	\$3,827,200.00	
		Resident and Loss in County	2,220	\$58,392,700.00	
		Claim Loss in County	425	\$9,322,300.00	
		<b>Totals:</b>	<b>2,840</b>	<b>\$71,542,200.00</b>	
<b>Union</b>	<b>9</b>	<u>Claimant Type</u>	<u>Claims Paid</u>	<u>Amount Paid</u>	<p>Payments in County</p> <ul style="list-style-type: none"> <li>Resident</li> <li>Both</li> </ul>
		Resident of County	2	\$95,500.00	
		Resident and Loss in County	1	\$40,800.00	
		<b>Totals:</b>	<b>3</b>	<b>\$136,300.00</b>	
<b>Unknown</b>	<b>305</b>	<u>Claimant Type</u>	<u>Claims Paid</u>	<u>Amount Paid</u>	<p>Payments in County</p> <ul style="list-style-type: none"> <li>Resident</li> </ul>
		Resident of County	55	\$1,007,300.00	
		<b>Totals:</b>	<b>55</b>	<b>\$1,007,300.00</b>	




## GCCF Program Statistics - Overall Summary

(as of November 15, 2010, 5:05 PM ET)


County (Louisiana)	Total Claims	Claimant Type	Claims Paid	Amount Paid	Payments in County
<b>Vermilion</b>	<b>1,297</b>	<u>Claimant Type</u>	<u>Claims Paid</u>	<u>Amount Paid</u>	 <ul style="list-style-type: none"> <li><span style="color: green;">■</span> Resident</li> <li><span style="color: lightgreen;">■</span> Loss</li> <li><span style="color: blue;">■</span> Both</li> </ul>
		Resident of County	114	\$2,431,400.00	
		Resident and Loss in County	579	\$13,526,900.00	
		Claim Loss in County	171	\$22,309,200.00	
<b>Totals:</b>	<b>864</b>	<b>\$38,267,500.00</b>			
<b>Vernon</b>	<b>20</b>	<u>Claimant Type</u>	<u>Claims Paid</u>	<u>Amount Paid</u>	 <ul style="list-style-type: none"> <li><span style="color: green;">■</span> Resident</li> <li><span style="color: lightgreen;">■</span> Loss</li> </ul>
		Resident of County	1	\$10,000.00	
		Claim Loss in County	3	\$124,000.00	
<b>Totals:</b>	<b>4</b>	<b>\$134,000.00</b>			
<b>W. Baton Rouge</b>	<b>146</b>	<u>Claimant Type</u>	<u>Claims Paid</u>	<u>Amount Paid</u>	 <ul style="list-style-type: none"> <li><span style="color: green;">■</span> Loss</li> <li><span style="color: lightgreen;">■</span> Both</li> </ul>
		Resident and Loss in County	2	\$41,900.00	
		Claim Loss in County	1	\$3,700.00	
<b>Totals:</b>	<b>3</b>	<b>\$45,600.00</b>			
<b>W. Feliciana</b>	<b>29</b>	<u>Claimant Type</u>	<u>Claims Paid</u>	<u>Amount Paid</u>	 <ul style="list-style-type: none"> <li><span style="color: green;">■</span> Resident</li> </ul>
		Resident of County	1	\$8,000.00	
<b>Totals:</b>	<b>1</b>	<b>\$8,000.00</b>			
<b>Washington</b>	<b>365</b>	<u>Claimant Type</u>	<u>Claims Paid</u>	<u>Amount Paid</u>	 <ul style="list-style-type: none"> <li><span style="color: green;">■</span> Resident</li> <li><span style="color: lightgreen;">■</span> Loss</li> <li><span style="color: blue;">■</span> Both</li> </ul>
		Resident of County	29	\$723,300.00	
		Resident and Loss in County	14	\$561,600.00	
		Claim Loss in County	2	\$15,000.00	
<b>Totals:</b>	<b>45</b>	<b>\$1,299,900.00</b>			

## GCCF Program Statistics - Overall Summary

(as of November 15, 2010, 5:05 PM ET)

County	Total Claims	Claimant Type	Claims Paid	Amount Paid	Payments in County
Webster (Louisiana)	11	<u>Claimant Type</u>	<u>Claims Paid</u>	<u>Amount Paid</u>	Payments in County  Resident
		Resident of County	1	\$91,000.00	
		<b>Totals:</b>	<b>1</b>	<b>\$91,000.00</b>	
Alcorn (Mississippi)	5	<u>Claimant Type</u>	<u>Claims Paid</u>	<u>Amount Paid</u>	Payments in County  Resident
		Resident of County	1	\$1,500.00	
		<b>Totals:</b>	<b>1</b>	<b>\$1,500.00</b>	
Amite (Mississippi)	26	<u>Claimant Type</u>	<u>Claims Paid</u>	<u>Amount Paid</u>	Payments in County  Resident
		Resident of County	1	\$22,100.00	
		<b>Totals:</b>	<b>1</b>	<b>\$22,100.00</b>	
Bolivar (Mississippi)	8	<u>Claimant Type</u>	<u>Claims Paid</u>	<u>Amount Paid</u>	Payments in County  Resident
		Resident of County	1	\$2,100.00	
		<b>Totals:</b>	<b>1</b>	<b>\$2,100.00</b>	
Calhoun (Mississippi)	4	<u>Claimant Type</u>	<u>Claims Paid</u>	<u>Amount Paid</u>	Payments in County  Resident
		Resident of County	1	\$55,000.00	
		<b>Totals:</b>	<b>1</b>	<b>\$55,000.00</b>	

## GCCF Program Statistics - Overall Summary (as of November 15, 2010, 5:05 PM ET)

County	Total Claims	Claimant Type	Claims Paid	Amount Paid	Payments in County
Chickasaw (Mississippi)	1	<u>Claimant Type</u>	<u>Claims Paid</u>	<u>Amount Paid</u>	Payments in County  <span style="color: green;">■</span> Resident
		Resident of County	1	\$6,000.00	
		<b>Totals:</b>	<b>1</b>	<b>\$6,000.00</b>	
Claiborne (Mississippi)	11	<u>Claimant Type</u>	<u>Claims Paid</u>	<u>Amount Paid</u>	Payments in County  <span style="color: green;">■</span> Resident
		Resident of County	1	\$17,600.00	
		<b>Totals:</b>	<b>1</b>	<b>\$17,600.00</b>	
Clarke (Mississippi)	65	<u>Claimant Type</u>	<u>Claims Paid</u>	<u>Amount Paid</u>	Payments in County  <span style="color: green;">■</span> Resident
		Resident of County	4	\$112,900.00	
		<b>Totals:</b>	<b>4</b>	<b>\$112,900.00</b>	
Coahoma (Mississippi)	4	<u>Claimant Type</u>	<u>Claims Paid</u>	<u>Amount Paid</u>	Payments in County  <span style="color: green;">■</span> Resident
		Resident of County	1	\$35,000.00	
		<b>Totals:</b>	<b>1</b>	<b>\$35,000.00</b>	
Copiah (Mississippi)	28	<u>Claimant Type</u>	<u>Claims Paid</u>	<u>Amount Paid</u>	Payments in County  <span style="color: green;">■</span> Resident
		Resident of County	1	\$20,000.00	
		<b>Totals:</b>	<b>1</b>	<b>\$20,000.00</b>	



## GCCF Program Statistics - Overall Summary

(as of November 15, 2010, 5:05 PM ET)

County (Mississippi)	Total Claims	Claimant Type	Claims Paid	Amount Paid	Payments in County
<b>Covington</b>	<b>107</b>	<u>Claimant Type</u>	<u>Claims Paid</u>	<u>Amount Paid</u>	<ul style="list-style-type: none"> <li>Resident</li> <li>Both</li> </ul>
		Resident of County	2	\$39,400.00	
		Resident and Loss in County	1	\$1,000.00	
		<b>Totals:</b>	<b>3</b>	<b>\$40,400.00</b>	
<b>Desoto</b>	<b>47</b>	<u>Claimant Type</u>	<u>Claims Paid</u>	<u>Amount Paid</u>	<ul style="list-style-type: none"> <li>Resident</li> </ul>
		Resident of County	17	\$200,100.00	
		<b>Totals:</b>	<b>17</b>	<b>\$200,100.00</b>	
		<b>Forrest</b>	<b>911</b>	<u>Claimant Type</u>	
Resident of County	53			\$692,700.00	
Resident and Loss in County	15			\$433,500.00	
Claim Loss in County	4			\$21,200.00	
<b>Totals:</b>	<b>72</b>			<b>\$1,147,400.00</b>	
<b>Franklin</b>	<b>14</b>	<u>Claimant Type</u>	<u>Claims Paid</u>	<u>Amount Paid</u>	<ul style="list-style-type: none"> <li>Resident</li> <li>Loss</li> </ul>
		Resident of County	1	\$7,500.00	
		Claim Loss in County	1	\$14,600.00	
		<b>Totals:</b>	<b>2</b>	<b>\$22,100.00</b>	
<b>George</b>	<b>470</b>	<u>Claimant Type</u>	<u>Claims Paid</u>	<u>Amount Paid</u>	<ul style="list-style-type: none"> <li>Resident</li> <li>Loss</li> <li>Both</li> </ul>
		Resident of County	59	\$866,800.00	
		Resident and Loss in County	24	\$731,000.00	
		Claim Loss in County	7	\$135,200.00	
		<b>Totals:</b>	<b>90</b>	<b>\$1,733,000.00</b>	


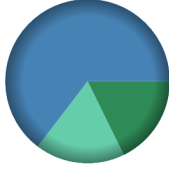



## GCCF Program Statistics - Overall Summary

(as of November 15, 2010, 5:05 PM ET)

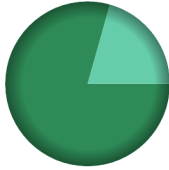


County (Mississippi)	Total Claims	Claimant Type	Claims Paid	Amount Paid	Payments in County
<b>Greene</b>	<b>119</b>	<u>Claimant Type</u>	<u>Claims Paid</u>	<u>Amount Paid</u>	<p>Payments in County</p> <ul style="list-style-type: none"> <li>Resident</li> <li>Both</li> </ul>
		Resident of County	6	\$60,800.00	
		Resident and Loss in County	5	\$31,900.00	
		<b>Totals:</b>	<b>11</b>	<b>\$92,700.00</b>	
<b>Hancock</b>	<b>3,400</b>	<u>Claimant Type</u>	<u>Claims Paid</u>	<u>Amount Paid</u>	<p>Payments in County</p> <ul style="list-style-type: none"> <li>Resident</li> <li>Loss</li> <li>Both</li> </ul>
		Resident of County	200	\$2,771,300.00	
		Resident and Loss in County	762	\$16,135,400.00	
		Claim Loss in County	148	\$2,412,800.00	
<b>Totals:</b>	<b>1,110</b>	<b>\$21,319,500.00</b>			
<b>Harrison</b>	<b>25,389</b>	<u>Claimant Type</u>	<u>Claims Paid</u>	<u>Amount Paid</u>	<p>Payments in County</p> <ul style="list-style-type: none"> <li>Resident</li> <li>Loss</li> <li>Both</li> </ul>
		Resident of County	599	\$8,275,836.50	
		Resident and Loss in County	5,565	\$79,698,000.00	
		Claim Loss in County	1,026	\$12,981,900.00	
<b>Totals:</b>	<b>7,190</b>	<b>\$100,955,736.50</b>			
<b>Hinds</b>	<b>236</b>	<u>Claimant Type</u>	<u>Claims Paid</u>	<u>Amount Paid</u>	<p>Payments in County</p> <ul style="list-style-type: none"> <li>Resident</li> <li>Loss</li> <li>Both</li> </ul>
		Resident of County	19	\$268,200.00	
		Resident and Loss in County	2	\$6,100.00	
		Claim Loss in County	4	\$74,000.00	
<b>Totals:</b>	<b>25</b>	<b>\$348,300.00</b>			
<b>Humphreys</b>	<b>5</b>	<u>Claimant Type</u>	<u>Claims Paid</u>	<u>Amount Paid</u>	<p>Payments in County</p> <ul style="list-style-type: none"> <li>Resident</li> <li>Loss</li> </ul>
		Resident of County	1	\$9,300.00	
		Claim Loss in County	1	\$28,000.00	
		<b>Totals:</b>	<b>2</b>	<b>\$37,300.00</b>	

## GCCF Program Statistics - Overall Summary

(as of November 15, 2010, 5:05 PM ET)

County (Mississippi)	Total Claims	Claimant Type	Claims Paid	Amount Paid	Payments in County
<b>Itawamba</b>	<b>1</b>	<u>Claimant Type</u>	<u>Claims Paid</u>	<u>Amount Paid</u>	<b>Payments in County</b>  <ul style="list-style-type: none"> <li>Resident</li> </ul>
		Resident of County	1	\$6,000.00	
		<b>Totals:</b>	<b>1</b>	<b>\$6,000.00</b>	
<b>Jackson</b>	<b>12,158</b>	<u>Claimant Type</u>	<u>Claims Paid</u>	<u>Amount Paid</u>	<b>Payments in County</b>  <ul style="list-style-type: none"> <li>Resident</li> <li>Loss</li> <li>Both</li> </ul>
		Resident of County	727	\$8,586,900.00	
		Resident and Loss in County	1,601	\$31,272,400.00	
		Claim Loss in County	613	\$8,523,100.00	
<b>Totals:</b>	<b>2,941</b>	<b>\$48,382,400.00</b>			
<b>Jasper</b>	<b>79</b>	<u>Claimant Type</u>	<u>Claims Paid</u>	<u>Amount Paid</u>	<b>Payments in County</b>  <ul style="list-style-type: none"> <li>Resident</li> <li>Both</li> </ul>
		Resident of County	1	\$18,400.00	
		Resident and Loss in County	1	\$25,500.00	
<b>Totals:</b>	<b>2</b>	<b>\$43,900.00</b>			
<b>Jefferson</b>	<b>34</b>	<u>Claimant Type</u>	<u>Claims Paid</u>	<u>Amount Paid</u>	<b>Payments in County</b>  <ul style="list-style-type: none"> <li>Resident</li> </ul>
		Resident of County	1	\$12,500.00	
		<b>Totals:</b>	<b>1</b>	<b>\$12,500.00</b>	
<b>Jefferson Davis</b>	<b>141</b>	<u>Claimant Type</u>	<u>Claims Paid</u>	<u>Amount Paid</u>	<b>Payments in County</b>  <ul style="list-style-type: none"> <li>Resident</li> </ul>
		Resident of County	2	\$27,200.00	
		<b>Totals:</b>	<b>2</b>	<b>\$27,200.00</b>	

## GCCF Program Statistics - Overall Summary (as of November 15, 2010, 5:05 PM ET)

County (Mississippi)	Total Claims	Claimant Type	Claims Paid	Amount Paid	Payments in County
<b>Jones</b> (Mississippi)	<b>168</b>	<u>Claimant Type</u>	<u>Claims Paid</u>	<u>Amount Paid</u>	<b>Payments in County</b>  <ul style="list-style-type: none"> <li>Resident</li> <li>Both</li> </ul>
		Resident of County	12	\$192,400.00	
		Resident and Loss in County	1	\$50,000.00	
		<b>Totals:</b>	<b>13</b>	<b>\$242,400.00</b>	
<b>Kemper</b> (Mississippi)	<b>6</b>	<u>Claimant Type</u>	<u>Claims Paid</u>	<u>Amount Paid</u>	<b>Payments in County</b>  <ul style="list-style-type: none"> <li>Loss</li> </ul>
		Claim Loss in County	2	\$108,800.00	
		<b>Totals:</b>	<b>2</b>	<b>\$108,800.00</b>	
		<b>Lafayette</b> (Mississippi)	<b>19</b>	<u>Claimant Type</u>	
Resident of County	8			\$88,700.00	
<b>Totals:</b>	<b>8</b>			<b>\$88,700.00</b>	
<b>Lamar</b> (Mississippi)	<b>173</b>			<u>Claimant Type</u>	<u>Claims Paid</u>
		Resident of County	12	\$159,900.00	
		Resident and Loss in County	3	\$102,000.00	
		Claim Loss in County	2	\$34,000.00	
		<b>Totals:</b>	<b>17</b>	<b>\$295,900.00</b>	
<b>Lauderdale</b> (Mississippi)	<b>86</b>	<u>Claimant Type</u>	<u>Claims Paid</u>	<u>Amount Paid</u>	<b>Payments in County</b>  <ul style="list-style-type: none"> <li>Resident</li> </ul>
		Resident of County	15	\$150,100.00	
		<b>Totals:</b>	<b>15</b>	<b>\$150,100.00</b>	


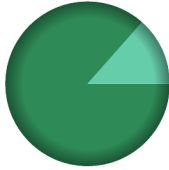
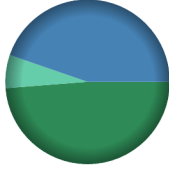


## GCCF Program Statistics - Overall Summary

(as of November 15, 2010, 5:05 PM ET)




County	Total Claims	Claimant Type	Claims Paid	Amount Paid	Payments in County
<b>Lawrence (Mississippi)</b>	<b>97</b>	<u>Claimant Type</u>	<u>Claims Paid</u>	<u>Amount Paid</u>	<b>Payments in County</b>  <ul style="list-style-type: none"> <li><span style="color: green;">■</span> Resident</li> <li><span style="color: lightgreen;">■</span> Loss</li> <li><span style="color: blue;">■</span> Both</li> </ul>
		Resident of County	2	\$21,700.00	
		Resident and Loss in County	5	\$67,500.00	
		Claim Loss in County	2	\$18,500.00	
<b>Totals:</b>	<b>9</b>	<b>\$107,700.00</b>			
<b>Leake (Mississippi)</b>	<b>15</b>	<u>Claimant Type</u>	<u>Claims Paid</u>	<u>Amount Paid</u>	<b>Payments in County</b>  <ul style="list-style-type: none"> <li><span style="color: green;">■</span> Resident</li> </ul>
		Resident of County	2	\$63,000.00	
		<b>Totals:</b>	<b>2</b>	<b>\$63,000.00</b>	
<b>Lee (Mississippi)</b>	<b>23</b>	<u>Claimant Type</u>	<u>Claims Paid</u>	<u>Amount Paid</u>	<b>Payments in County</b>  <ul style="list-style-type: none"> <li><span style="color: green;">■</span> Resident</li> </ul>
		Resident of County	9	\$92,000.00	
		<b>Totals:</b>	<b>9</b>	<b>\$92,000.00</b>	
<b>Leflore (Mississippi)</b>	<b>9</b>	<u>Claimant Type</u>	<u>Claims Paid</u>	<u>Amount Paid</u>	<b>Payments in County</b>  <ul style="list-style-type: none"> <li><span style="color: green;">■</span> Resident</li> </ul>
		Resident of County	1	\$7,800.00	
		<b>Totals:</b>	<b>1</b>	<b>\$7,800.00</b>	
<b>Lincoln (Mississippi)</b>	<b>40</b>	<u>Claimant Type</u>	<u>Claims Paid</u>	<u>Amount Paid</u>	<b>Payments in County</b>  <ul style="list-style-type: none"> <li><span style="color: green;">■</span> Resident</li> <li><span style="color: lightgreen;">■</span> Loss</li> <li><span style="color: blue;">■</span> Both</li> </ul>
		Resident of County	5	\$114,200.00	
		Resident and Loss in County	1	\$22,200.00	
		Claim Loss in County	1	\$100,000.00	
		<b>Totals:</b>	<b>7</b>	<b>\$236,400.00</b>	

## GCCF Program Statistics - Overall Summary

(as of November 15, 2010, 5:05 PM ET)

County (Mississippi)	Total Claims	Claimant Type	Claims Paid	Amount Paid	Payments in County
Lowndes	34				 <ul style="list-style-type: none"> <li>Resident</li> <li>Both</li> </ul>
		Resident of County	12	\$108,100.00	
		Resident and Loss in County	1	\$2,400.00	
		<b>Totals:</b>	<b>13</b>	<b>\$110,500.00</b>	
Madison	137				 <ul style="list-style-type: none"> <li>Resident</li> <li>Both</li> </ul>
		Resident of County	33	\$336,800.00	
		Resident and Loss in County	3	\$52,400.00	
		<b>Totals:</b>	<b>36</b>	<b>\$389,200.00</b>	
Marion	251				 <ul style="list-style-type: none"> <li>Resident</li> <li>Loss</li> <li>Both</li> </ul>
		Resident of County	6	\$134,600.00	
		Resident and Loss in County	6	\$123,400.00	
		Claim Loss in County	1	\$18,000.00	
<b>Totals:</b>	<b>13</b>	<b>\$276,000.00</b>			
Monroe	15				 <ul style="list-style-type: none"> <li>Resident</li> </ul>
		Resident of County	10	\$97,800.00	
		<b>Totals:</b>	<b>10</b>	<b>\$97,800.00</b>	
Montgomery	2				 <ul style="list-style-type: none"> <li>Resident</li> </ul>
		Resident of County	1	\$20,000.00	
		<b>Totals:</b>	<b>1</b>	<b>\$20,000.00</b>	

## GCCF Program Statistics - Overall Summary (as of November 15, 2010, 5:05 PM ET)

County (Mississippi)	Total Claims	Claimant Type	Claims Paid	Amount Paid	Payments in County
<b>Neshoba</b> (Mississippi)	<b>44</b>	<u>Claimant Type</u>	<u>Claims Paid</u>	<u>Amount Paid</u>	<b>Payments in County</b>  <ul style="list-style-type: none"> <li><span style="color: green;">■</span> Resident</li> <li><span style="color: lightgreen;">■</span> Loss</li> </ul>
		Resident of County	3	\$160,600.00	
		Claim Loss in County	2	\$137,300.00	
		<b>Totals:</b>	<b>5</b>	<b>\$297,900.00</b>	
<b>Newton</b> (Mississippi)	<b>12</b>	<u>Claimant Type</u>	<u>Claims Paid</u>	<u>Amount Paid</u>	<b>Payments in County</b>  <ul style="list-style-type: none"> <li><span style="color: green;">■</span> Resident</li> </ul>
		Resident of County	3	\$82,600.00	
		<b>Totals:</b>	<b>3</b>	<b>\$82,600.00</b>	
<b>Noxubee</b> (Mississippi)	<b>13</b>	<u>Claimant Type</u>	<u>Claims Paid</u>	<u>Amount Paid</u>	<b>Payments in County</b>  <ul style="list-style-type: none"> <li><span style="color: green;">■</span> Resident</li> </ul>
		Resident of County	1	\$8,800.00	
		<b>Totals:</b>	<b>1</b>	<b>\$8,800.00</b>	
<b>Oktibbeha</b> (Mississippi)	<b>22</b>	<u>Claimant Type</u>	<u>Claims Paid</u>	<u>Amount Paid</u>	<b>Payments in County</b>  <ul style="list-style-type: none"> <li><span style="color: green;">■</span> Resident</li> </ul>
		Resident of County	8	\$98,800.00	
		<b>Totals:</b>	<b>8</b>	<b>\$98,800.00</b>	
<b>Panola</b> (Mississippi)	<b>5</b>	<u>Claimant Type</u>	<u>Claims Paid</u>	<u>Amount Paid</u>	<b>Payments in County</b>  <ul style="list-style-type: none"> <li><span style="color: green;">■</span> Resident</li> </ul>
		Resident of County	2	\$14,700.00	
		<b>Totals:</b>	<b>2</b>	<b>\$14,700.00</b>	



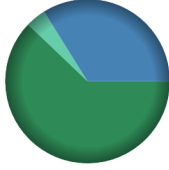


## GCCF Program Statistics - Overall Summary (as of November 15, 2010, 5:05 PM ET)

County (Mississippi)	Total Claims	Claimant Type	Claims Paid	Amount Paid	Payments in County
<b>Pearl River</b>	<b>1,072</b>	<u>Claimant Type</u>	<u>Claims Paid</u>	<u>Amount Paid</u>	
		Resident of County	143	\$1,657,200.00	
		Resident and Loss in County	18	\$569,300.00	
		Claim Loss in County	1	\$44,000.00	
		<b>Totals:</b>	<b>162</b>	<b>\$2,270,500.00</b>	
<b>Perry</b>	<b>61</b>	<u>Claimant Type</u>	<u>Claims Paid</u>	<u>Amount Paid</u>	
		Resident of County	4	\$82,200.00	
		Resident and Loss in County	3	\$44,200.00	
		<b>Totals:</b>	<b>7</b>	<b>\$126,400.00</b>	
		<b>Pike</b>	<b>194</b>	<u>Claimant Type</u>	
Resident of County	19			\$196,900.00	
Resident and Loss in County	1			\$100,000.00	
Claim Loss in County	1			\$12,000.00	
<b>Totals:</b>	<b>21</b>			<b>\$308,900.00</b>	
<b>Rankin</b>	<b>107</b>	<u>Claimant Type</u>	<u>Claims Paid</u>	<u>Amount Paid</u>	
		Resident of County	27	\$454,300.00	
		Claim Loss in County	1	\$2,000.00	
		<b>Totals:</b>	<b>28</b>	<b>\$456,300.00</b>	
		<b>Scott</b>	<b>25</b>	<u>Claimant Type</u>	
Resident of County	7			\$68,700.00	
<b>Totals:</b>	<b>7</b>			<b>\$68,700.00</b>	








## GCCF Program Statistics - Overall Summary

(as of November 15, 2010, 5:05 PM ET)



Sharkey (Mississippi)	1	<u>Claimant Type</u>	<u>Claims Paid</u>	<u>Amount Paid</u>	Payments in County
		Resident of County	1	\$4,800.00	 <ul style="list-style-type: none"> <li>Resident</li> </ul>
		<b>Totals:</b>	<b>1</b>	<b>\$4,800.00</b>	
Simpson (Mississippi)	47	<u>Claimant Type</u>	<u>Claims Paid</u>	<u>Amount Paid</u>	Payments in County
		Resident of County	4	\$42,700.00	 <ul style="list-style-type: none"> <li>Resident</li> <li>Both</li> </ul>
		Resident and Loss in County	1	\$30,800.00	
		<b>Totals:</b>	<b>5</b>	<b>\$73,500.00</b>	
Stone (Mississippi)	669	<u>Claimant Type</u>	<u>Claims Paid</u>	<u>Amount Paid</u>	Payments in County
		Resident of County	95	\$1,417,400.00	 <ul style="list-style-type: none"> <li>Resident</li> <li>Loss</li> <li>Both</li> </ul>
		Resident and Loss in County	23	\$772,300.00	
		Claim Loss in County	7	\$90,800.00	
		<b>Totals:</b>	<b>125</b>	<b>\$2,280,500.00</b>	
Sunflower (Mississippi)	16	<u>Claimant Type</u>	<u>Claims Paid</u>	<u>Amount Paid</u>	Payments in County
		Resident of County	3	\$26,800.00	 <ul style="list-style-type: none"> <li>Resident</li> </ul>
		<b>Totals:</b>	<b>3</b>	<b>\$26,800.00</b>	
Tishomingo (Mississippi)	2	<u>Claimant Type</u>	<u>Claims Paid</u>	<u>Amount Paid</u>	Payments in County
		Resident of County	1	\$2,100.00	 <ul style="list-style-type: none"> <li>Resident</li> </ul>
		<b>Totals:</b>	<b>1</b>	<b>\$2,100.00</b>	

## GCCF Program Statistics - Overall Summary

(as of November 15, 2010, 5:05 PM ET)


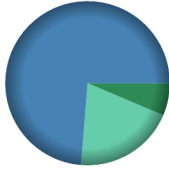



County	Total	Claimant Type	Claims Paid	Amount Paid	Payments in County
Unknown (Mississippi)	124				 <ul style="list-style-type: none"> <li>Resident</li> </ul>
		Resident of County	17	\$256,700.00	
		<b>Totals:</b>	<b>17</b>	<b>\$256,700.00</b>	
Walthall (Mississippi)	71				 <ul style="list-style-type: none"> <li>Resident</li> </ul>
		Resident of County	1	\$19,400.00	
		<b>Totals:</b>	<b>1</b>	<b>\$19,400.00</b>	
Warren (Mississippi)	28				 <ul style="list-style-type: none"> <li>Resident</li> </ul>
		Resident of County	6	\$45,900.00	
		<b>Totals:</b>	<b>6</b>	<b>\$45,900.00</b>	
Washington (Mississippi)	20				 <ul style="list-style-type: none"> <li>Resident</li> <li>Both</li> </ul>
		Resident of County	3	\$9,600.00	
		Resident and Loss in County	1	\$2,200.00	
		<b>Totals:</b>	<b>4</b>	<b>\$11,800.00</b>	
Wayne (Mississippi)	125				 <ul style="list-style-type: none"> <li>Resident</li> <li>Loss</li> <li>Both</li> </ul>
		Resident of County	4	\$95,800.00	
		Resident and Loss in County	3	\$86,600.00	
		Claim Loss in County	1	\$5,900.00	
		<b>Totals:</b>	<b>8</b>	<b>\$188,300.00</b>	

## GCCF Program Statistics - Overall Summary (as of November 15, 2010, 5:05 PM ET)

County	Total Claims	Claimant Type	Claims Paid	Amount Paid	Payments in County
<b>Webster (Mississippi)</b>	<b>2</b>	<u>Claimant Type</u>	<u>Claims Paid</u>	<u>Amount Paid</u>	<b>Payments in County</b>  <ul style="list-style-type: none"> <li>Resident</li> </ul>
		Resident of County	1	\$3,000.00	
		<b>Totals:</b>	<b>1</b>	<b>\$3,000.00</b>	
<b>Wilkinson (Mississippi)</b>	<b>23</b>	<u>Claimant Type</u>	<u>Claims Paid</u>	<u>Amount Paid</u>	<b>Payments in County</b>  <ul style="list-style-type: none"> <li>Resident</li> </ul>
		Resident of County	2	\$10,800.00	
		<b>Totals:</b>	<b>2</b>	<b>\$10,800.00</b>	
<b>Winston (Mississippi)</b>	<b>30</b>	<u>Claimant Type</u>	<u>Claims Paid</u>	<u>Amount Paid</u>	<b>Payments in County</b>  <ul style="list-style-type: none"> <li>Resident</li> </ul>
		Resident of County	2	\$8,500.00	
		<b>Totals:</b>	<b>2</b>	<b>\$8,500.00</b>	
<b>Yazoo (Mississippi)</b>	<b>6</b>	<u>Claimant Type</u>	<u>Claims Paid</u>	<u>Amount Paid</u>	<b>Payments in County</b>  <ul style="list-style-type: none"> <li>Resident</li> <li>Loss</li> </ul>
		Resident of County	1	\$3,300.00	
		Claim Loss in County	1	\$74,400.00	
		<b>Totals:</b>	<b>2</b>	<b>\$77,700.00</b>	
<b>Anderson (Texas)</b>	<b>4</b>	<u>Claimant Type</u>	<u>Claims Paid</u>	<u>Amount Paid</u>	<b>Payments in County</b>  <ul style="list-style-type: none"> <li>Resident</li> </ul>
		Resident of County	1	\$3,300.00	
		<b>Totals:</b>	<b>1</b>	<b>\$3,300.00</b>	

## GCCF Program Statistics - Overall Summary

(as of November 15, 2010, 5:05 PM ET)


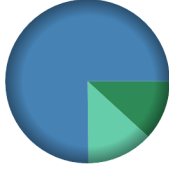



County (Texas)	Total Claims	Claimant Type	Claims Paid	Amount Paid	Payments in County
Angelina (Texas)	12	<u>Claimant Type</u>	<u>Claims Paid</u>	<u>Amount Paid</u>	Payments in County 
		Resident of County	1	\$6,500.00	
		<b>Totals:</b>	<b>1</b>	<b>\$6,500.00</b>	
Aransas (Texas)	67	<u>Claimant Type</u>	<u>Claims Paid</u>	<u>Amount Paid</u>	Payments in County 
		Resident of County	1	\$13,700.00	
		Resident and Loss in County	11	\$158,000.00	
		Claim Loss in County	5	\$42,600.00	
<b>Totals:</b>	<b>17</b>	<b>\$214,300.00</b>			
Austin (Texas)	2	<u>Claimant Type</u>	<u>Claims Paid</u>	<u>Amount Paid</u>	Payments in County 
		Claim Loss in County	1	\$7,400.00	
		<b>Totals:</b>	<b>1</b>	<b>\$7,400.00</b>	
Bay (Texas)	1	<u>Claimant Type</u>	<u>Claims Paid</u>	<u>Amount Paid</u>	Payments in County 
		Claim Loss in County	1	\$30,100.00	
		<b>Totals:</b>	<b>1</b>	<b>\$30,100.00</b>	
Bexar (Texas)	111	<u>Claimant Type</u>	<u>Claims Paid</u>	<u>Amount Paid</u>	Payments in County 
		Resident of County	17	\$224,400.00	
		Resident and Loss in County	2	\$182,000.00	
		<b>Totals:</b>	<b>19</b>	<b>\$406,400.00</b>	

## GCCF Program Statistics - Overall Summary

(as of November 15, 2010, 5:05 PM ET)


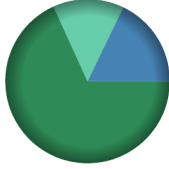



County (Texas)	Total Claims	Claimant Type	Claims Paid	Amount Paid	Payments in County
<b>Bowie (Texas)</b>	<b>6</b>	<u>Claimant Type</u>	<u>Claims Paid</u>	<u>Amount Paid</u>	<b>Payments in County</b>  <ul style="list-style-type: none"> <li><span style="color: green;">■</span> Resident</li> </ul>
		Resident of County	1	\$2,600.00	
		<b>Totals:</b>	<b>1</b>	<b>\$2,600.00</b>	
<b>Brazoria (Texas)</b>	<b>166</b>	<u>Claimant Type</u>	<u>Claims Paid</u>	<u>Amount Paid</u>	<b>Payments in County</b>  <ul style="list-style-type: none"> <li><span style="color: green;">■</span> Resident</li> <li><span style="color: lightgreen;">■</span> Loss</li> <li><span style="color: blue;">■</span> Both</li> </ul>
		Resident of County	12	\$295,300.00	
		Resident and Loss in County	23	\$928,600.00	
		Claim Loss in County	29	\$477,000.00	
<b>Totals:</b>	<b>64</b>	<b>\$1,700,900.00</b>			
<b>Brazos (Texas)</b>	<b>9</b>	<u>Claimant Type</u>	<u>Claims Paid</u>	<u>Amount Paid</u>	<b>Payments in County</b>  <ul style="list-style-type: none"> <li><span style="color: green;">■</span> Resident</li> </ul>
		Resident of County	1	\$18,000.00	
		<b>Totals:</b>	<b>1</b>	<b>\$18,000.00</b>	
<b>Brown (Texas)</b>	<b>1</b>	<u>Claimant Type</u>	<u>Claims Paid</u>	<u>Amount Paid</u>	<b>Payments in County</b>  <ul style="list-style-type: none"> <li><span style="color: green;">■</span> Resident</li> </ul>
		Resident of County	1	\$8,600.00	
		<b>Totals:</b>	<b>1</b>	<b>\$8,600.00</b>	
<b>Calhoun (Texas)</b>	<b>128</b>	<u>Claimant Type</u>	<u>Claims Paid</u>	<u>Amount Paid</u>	<b>Payments in County</b>  <ul style="list-style-type: none"> <li><span style="color: green;">■</span> Resident</li> <li><span style="color: lightgreen;">■</span> Loss</li> <li><span style="color: blue;">■</span> Both</li> </ul>
		Resident of County	11	\$566,600.00	
		Resident and Loss in County	8	\$582,200.00	
		Claim Loss in County	24	\$408,100.00	
<b>Totals:</b>	<b>43</b>	<b>\$1,556,900.00</b>			

## GCCF Program Statistics - Overall Summary (as of November 15, 2010, 5:05 PM ET)

County (Texas)	Total Claims	Claimant Type	Claims Paid	Amount Paid	Payments in County
<b>Cameron (Texas)</b>	<b>350</b>	<u>Claimant Type</u>	<u>Claims Paid</u>	<u>Amount Paid</u>	<b>Payments in County</b>  <ul style="list-style-type: none"> <li><span style="color: green;">■</span> Resident</li> <li><span style="color: lightgreen;">■</span> Both</li> </ul>
		Resident of County	11	\$270,800.00	
		Resident and Loss in County	46	\$1,097,400.00	
		<b>Totals:</b>	<b>57</b>	<b>\$1,368,200.00</b>	
<b>Chambers (Texas)</b>	<b>51</b>	<u>Claimant Type</u>	<u>Claims Paid</u>	<u>Amount Paid</u>	<b>Payments in County</b>  <ul style="list-style-type: none"> <li><span style="color: green;">■</span> Resident</li> <li><span style="color: lightgreen;">■</span> Loss</li> <li><span style="color: blue;">■</span> Both</li> </ul>
		Resident of County	4	\$111,000.00	
		Resident and Loss in County	18	\$706,700.00	
		Claim Loss in County	6	\$122,500.00	
<b>Totals:</b>	<b>28</b>	<b>\$940,200.00</b>			
<b>Cherokee (Texas)</b>	<b>4</b>	<u>Claimant Type</u>	<u>Claims Paid</u>	<u>Amount Paid</u>	<b>Payments in County</b>  <ul style="list-style-type: none"> <li><span style="color: green;">■</span> Resident</li> </ul>
		Resident of County	1	\$1,700.00	
		<b>Totals:</b>	<b>1</b>	<b>\$1,700.00</b>	
<b>Collin (Texas)</b>	<b>91</b>	<u>Claimant Type</u>	<u>Claims Paid</u>	<u>Amount Paid</u>	<b>Payments in County</b>  <ul style="list-style-type: none"> <li><span style="color: green;">■</span> Resident</li> <li><span style="color: lightgreen;">■</span> Loss</li> </ul>
		Resident of County	34	\$380,600.00	
		Claim Loss in County	3	\$102,100.00	
		<b>Totals:</b>	<b>37</b>	<b>\$482,700.00</b>	
<b>Colorado (Texas)</b>	<b>4</b>	<u>Claimant Type</u>	<u>Claims Paid</u>	<u>Amount Paid</u>	<b>Payments in County</b>  <ul style="list-style-type: none"> <li><span style="color: green;">■</span> Resident</li> </ul>
		Resident of County	1	\$36,000.00	
		<b>Totals:</b>	<b>1</b>	<b>\$36,000.00</b>	



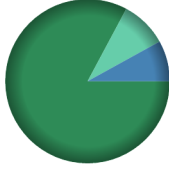
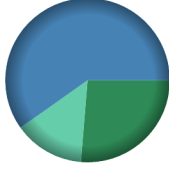
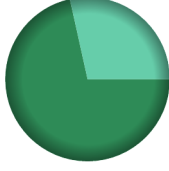
## GCCF Program Statistics - Overall Summary

(as of November 15, 2010, 5:05 PM ET)

County (Texas)	Total Claims	Claimant Type	Claims Paid	Amount Paid	Payments in County
Comal (Texas)	16	<u>Claimant Type</u>	<u>Claims Paid</u>	<u>Amount Paid</u>	Payments in County  <ul style="list-style-type: none"> <li>Resident</li> </ul>
		Resident of County	8	\$181,600.00	
		<b>Totals:</b>	<b>8</b>	<b>\$181,600.00</b>	
Dallas (Texas)	342	<u>Claimant Type</u>	<u>Claims Paid</u>	<u>Amount Paid</u>	Payments in County  <ul style="list-style-type: none"> <li>Resident</li> <li>Loss</li> <li>Both</li> </ul>
		Resident of County	42	\$556,100.00	
		Resident and Loss in County	2	\$145,500.00	
		Claim Loss in County	8	\$113,500.00	
<b>Totals:</b>	<b>52</b>	<b>\$815,100.00</b>			
Denton (Texas)	47	<u>Claimant Type</u>	<u>Claims Paid</u>	<u>Amount Paid</u>	Payments in County  <ul style="list-style-type: none"> <li>Resident</li> </ul>
		Resident of County	12	\$93,200.00	
		<b>Totals:</b>	<b>12</b>	<b>\$93,200.00</b>	
Ector (Texas)	2	<u>Claimant Type</u>	<u>Claims Paid</u>	<u>Amount Paid</u>	Payments in County  <ul style="list-style-type: none"> <li>Resident</li> </ul>
		Resident of County	1	\$1,500.00	
		<b>Totals:</b>	<b>1</b>	<b>\$1,500.00</b>	
El Paso (Texas)	7	<u>Claimant Type</u>	<u>Claims Paid</u>	<u>Amount Paid</u>	Payments in County  <ul style="list-style-type: none"> <li>Resident</li> </ul>
		Resident of County	1	\$3,700.00	
		<b>Totals:</b>	<b>1</b>	<b>\$3,700.00</b>	

## GCCF Program Statistics - Overall Summary


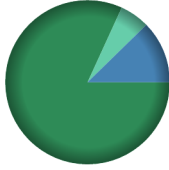
(as of November 15, 2010, 5:05 PM ET)

County (Texas)	Total Claims	Claimant Type	Claims Paid	Amount Paid	Payments in County
Ellis (Texas)	9	<u>Claimant Type</u>	<u>Claims Paid</u>	<u>Amount Paid</u>	Payments in County  <ul style="list-style-type: none"> <li>Resident</li> </ul>
		Resident of County	1	\$25,000.00	
		<b>Totals:</b>	<b>1</b>	<b>\$25,000.00</b>	
Foard (Texas)	1	<u>Claimant Type</u>	<u>Claims Paid</u>	<u>Amount Paid</u>	Payments in County  <ul style="list-style-type: none"> <li>Resident</li> </ul>
		Resident of County	1	\$13,000.00	
		<b>Totals:</b>	<b>1</b>	<b>\$13,000.00</b>	
Fort Bend (Texas)	199	<u>Claimant Type</u>	<u>Claims Paid</u>	<u>Amount Paid</u>	Payments in County  <ul style="list-style-type: none"> <li>Resident</li> <li>Loss</li> <li>Both</li> </ul>
		Resident of County	32	\$1,331,500.00	
		Resident and Loss in County	7	\$129,300.00	
		Claim Loss in County	6	\$147,300.00	
<b>Totals:</b>	<b>45</b>	<b>\$1,608,100.00</b>			
Galveston (Texas)	1,168	<u>Claimant Type</u>	<u>Claims Paid</u>	<u>Amount Paid</u>	Payments in County  <ul style="list-style-type: none"> <li>Resident</li> <li>Loss</li> <li>Both</li> </ul>
		Resident of County	126	\$3,621,800.00	
		Resident and Loss in County	357	\$8,240,900.00	
		Claim Loss in County	113	\$1,912,800.00	
<b>Totals:</b>	<b>596</b>	<b>\$13,775,500.00</b>			
Grayson (Texas)	4	<u>Claimant Type</u>	<u>Claims Paid</u>	<u>Amount Paid</u>	Payments in County  <ul style="list-style-type: none"> <li>Resident</li> <li>Loss</li> </ul>
		Resident of County	1	\$8,300.00	
		Claim Loss in County	1	\$3,300.00	
<b>Totals:</b>	<b>2</b>	<b>\$11,600.00</b>			


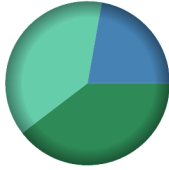





## GCCF Program Statistics - Overall Summary

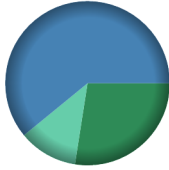




(as of November 15, 2010, 5:05 PM ET)

County (Texas)	Total Claims	Claimant Type	Claims Paid	Amount Paid	Payments in County
Gregg (Texas)	6	<u>Claimant Type</u>	<u>Claims Paid</u>	<u>Amount Paid</u>	Payments in County  Resident
		Resident of County	4	\$33,600.00	
		<b>Totals:</b>	<b>4</b>	<b>\$33,600.00</b>	
Guadalupe (Texas)	3	<u>Claimant Type</u>	<u>Claims Paid</u>	<u>Amount Paid</u>	Payments in County  Resident
		Resident of County	2	\$42,600.00	
		<b>Totals:</b>	<b>2</b>	<b>\$42,600.00</b>	
Hardin (Texas)	15	<u>Claimant Type</u>	<u>Claims Paid</u>	<u>Amount Paid</u>	Payments in County  Both
		Resident and Loss in County	1	\$10,000.00	
		<b>Totals:</b>	<b>1</b>	<b>\$10,000.00</b>	
Harris (Texas)	2,601	<u>Claimant Type</u>	<u>Claims Paid</u>	<u>Amount Paid</u>	Payments in County  Resident Loss Both
		Resident of County	365	\$26,823,300.00	
		Resident and Loss in County	142	\$4,044,600.00	
		Claim Loss in County	104	\$1,913,900.00	
		<b>Totals:</b>	<b>611</b>	<b>\$32,781,800.00</b>	
Harrison (Texas)	2	<u>Claimant Type</u>	<u>Claims Paid</u>	<u>Amount Paid</u>	Payments in County  Resident
		Resident of County	1	\$10,400.00	
		<b>Totals:</b>	<b>1</b>	<b>\$10,400.00</b>	

## GCCF Program Statistics - Overall Summary (as of November 15, 2010, 5:05 PM ET)

County (Texas)	Total Claims	Claimant Type	Claims Paid	Amount Paid	Payments in County
Hays (Texas)	9	<u>Claimant Type</u>	<u>Claims Paid</u>	<u>Amount Paid</u>	Payments in County  <ul style="list-style-type: none"> <li>Resident</li> </ul>
		Resident of County	2	\$41,300.00	
		<b>Totals:</b>	<b>2</b>	<b>\$41,300.00</b>	
Hidalgo (Texas)	61	<u>Claimant Type</u>	<u>Claims Paid</u>	<u>Amount Paid</u>	Payments in County  <ul style="list-style-type: none"> <li>Resident</li> <li>Loss</li> <li>Both</li> </ul>
		Resident of County	3	\$10,700.00	
		Resident and Loss in County	1	\$6,000.00	
		Claim Loss in County	1	\$10,300.00	
<b>Totals:</b>	<b>5</b>	<b>\$27,000.00</b>			
Hill (Texas)	2	<u>Claimant Type</u>	<u>Claims Paid</u>	<u>Amount Paid</u>	Payments in County  <ul style="list-style-type: none"> <li>Resident</li> </ul>
		Resident of County	1	\$21,600.00	
		<b>Totals:</b>	<b>1</b>	<b>\$21,600.00</b>	
Hopkins (Texas)	3	<u>Claimant Type</u>	<u>Claims Paid</u>	<u>Amount Paid</u>	Payments in County  <ul style="list-style-type: none"> <li>Resident</li> </ul>
		Resident of County	1	\$9,700.00	
		<b>Totals:</b>	<b>1</b>	<b>\$9,700.00</b>	
Jasper (Texas)	23	<u>Claimant Type</u>	<u>Claims Paid</u>	<u>Amount Paid</u>	Payments in County  <ul style="list-style-type: none"> <li>Resident</li> </ul>
		Resident of County	5	\$190,700.00	
		<b>Totals:</b>	<b>5</b>	<b>\$190,700.00</b>	

## GCCF Program Statistics - Overall Summary (as of November 15, 2010, 5:05 PM ET)

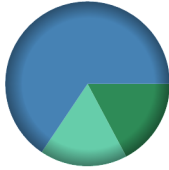




<b>Jefferson (Texas)</b>	<b>1,289</b>	<u>Claimant Type</u>	<u>Claims Paid</u>	<u>Amount Paid</u>	<b>Payments in County</b> 
		Resident of County	108	\$2,950,200.00	
		Resident and Loss in County	280	\$6,546,900.00	
		Claim Loss in County	52	\$1,247,200.00	
		<b>Totals:</b>	<b>440</b>	<b>\$10,744,300.00</b>	
<b>Jim Hogg (Texas)</b>	<b>1</b>	<u>Claimant Type</u>	<u>Claims Paid</u>	<u>Amount Paid</u>	<b>Payments in County</b> 
		Claim Loss in County	1	\$32,400.00	
		<b>Totals:</b>	<b>1</b>	<b>\$32,400.00</b>	
<b>Jim Wells (Texas)</b>	<b>1</b>	<u>Claimant Type</u>	<u>Claims Paid</u>	<u>Amount Paid</u>	<b>Payments in County</b> 
		Resident and Loss in County	1	\$79,900.00	
		<b>Totals:</b>	<b>1</b>	<b>\$79,900.00</b>	
<b>Johnson (Texas)</b>	<b>15</b>	<u>Claimant Type</u>	<u>Claims Paid</u>	<u>Amount Paid</u>	<b>Payments in County</b> 
		Resident of County	4	\$131,000.00	
		<b>Totals:</b>	<b>4</b>	<b>\$131,000.00</b>	
<b>Kaufman (Texas)</b>	<b>7</b>	<u>Claimant Type</u>	<u>Claims Paid</u>	<u>Amount Paid</u>	<b>Payments in County</b> 
		Resident of County	1	\$11,600.00	
		<b>Totals:</b>	<b>1</b>	<b>\$11,600.00</b>	

## GCCF Program Statistics - Overall Summary

(as of November 15, 2010, 5:05 PM ET)

County (Texas)	Total Claims	Claimant Type	Claims Paid	Amount Paid	Payments in County
Kendall (Texas)	2	<u>Claimant Type</u>	<u>Claims Paid</u>	<u>Amount Paid</u>	Payments in County  <ul style="list-style-type: none"> <li>Resident</li> </ul>
		Resident of County	2	\$15,700.00	
		<b>Totals:</b>	<b>2</b>	<b>\$15,700.00</b>	
Kleberg (Texas)	1	<u>Claimant Type</u>	<u>Claims Paid</u>	<u>Amount Paid</u>	Payments in County  <ul style="list-style-type: none"> <li>Resident</li> </ul>
		Resident of County	1	\$32,400.00	
		<b>Totals:</b>	<b>1</b>	<b>\$32,400.00</b>	
Lamar (Texas)	1	<u>Claimant Type</u>	<u>Claims Paid</u>	<u>Amount Paid</u>	Payments in County  <ul style="list-style-type: none"> <li>Resident</li> </ul>
		Resident of County	1	\$3,200.00	
		<b>Totals:</b>	<b>1</b>	<b>\$3,200.00</b>	
Liberty (Texas)	16	<u>Claimant Type</u>	<u>Claims Paid</u>	<u>Amount Paid</u>	Payments in County  <ul style="list-style-type: none"> <li>Resident</li> <li>Both</li> </ul>
		Resident of County	2	\$31,400.00	
		Resident and Loss in County	2	\$105,000.00	
		<b>Totals:</b>	<b>4</b>	<b>\$136,400.00</b>	
Lubbock (Texas)	5	<u>Claimant Type</u>	<u>Claims Paid</u>	<u>Amount Paid</u>	Payments in County  <ul style="list-style-type: none"> <li>Resident</li> </ul>
		Resident of County	1	\$3,400.00	
		<b>Totals:</b>	<b>1</b>	<b>\$3,400.00</b>	




## GCCF Program Statistics - Overall Summary (as of November 15, 2010, 5:05 PM ET)

County (Texas)	Total Claims	Claimant Type	Claims Paid	Amount Paid	Payments in County
<b>Matagorda (Texas)</b>	<b>252</b>	<u>Claimant Type</u>	<u>Claims Paid</u>	<u>Amount Paid</u>	 <ul style="list-style-type: none"> <li><span style="color: green;">■</span> Resident</li> <li><span style="color: lightgreen;">■</span> Loss</li> <li><span style="color: blue;">■</span> Both</li> </ul>
		Resident of County	15	\$821,200.00	
		Resident and Loss in County	73	\$3,127,400.00	
		Claim Loss in County	12	\$820,100.00	
<b>Totals:</b>	<b>100</b>	<b>\$4,768,700.00</b>			
<b>McLennan (Texas)</b>	<b>16</b>	<u>Claimant Type</u>	<u>Claims Paid</u>	<u>Amount Paid</u>	 <ul style="list-style-type: none"> <li><span style="color: green;">■</span> Resident</li> </ul>
		Resident of County	10	\$196,100.00	
		<b>Totals:</b>	<b>10</b>	<b>\$196,100.00</b>	
<b>Milam (Texas)</b>	<b>1</b>	<u>Claimant Type</u>	<u>Claims Paid</u>	<u>Amount Paid</u>	 <ul style="list-style-type: none"> <li><span style="color: green;">■</span> Resident</li> </ul>
		Resident of County	1	\$5,800.00	
		<b>Totals:</b>	<b>1</b>	<b>\$5,800.00</b>	
<b>Montgomery (Texas)</b>	<b>132</b>	<u>Claimant Type</u>	<u>Claims Paid</u>	<u>Amount Paid</u>	 <ul style="list-style-type: none"> <li><span style="color: green;">■</span> Resident</li> <li><span style="color: blue;">■</span> Both</li> </ul>
		Resident of County	21	\$400,300.00	
		Resident and Loss in County	2	\$70,700.00	
		<b>Totals:</b>	<b>23</b>	<b>\$471,000.00</b>	
<b>Nacogdoches (Texas)</b>	<b>19</b>	<u>Claimant Type</u>	<u>Claims Paid</u>	<u>Amount Paid</u>	 <ul style="list-style-type: none"> <li><span style="color: green;">■</span> Resident</li> <li><span style="color: lightgreen;">■</span> Loss</li> </ul>
		Resident of County	1	\$41,600.00	
		Claim Loss in County	4	\$250,400.00	
		<b>Totals:</b>	<b>5</b>	<b>\$292,000.00</b>	


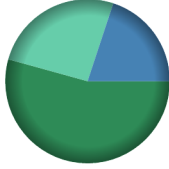



## GCCF Program Statistics - Overall Summary (as of November 15, 2010, 5:05 PM ET)

County (Texas)	Total Claims	Claimant Type	Claims Paid	Amount Paid	Payments in County
<b>Nueces (Texas)</b>	<b>81</b>	<u>Claimant Type</u>	<u>Claims Paid</u>	<u>Amount Paid</u>	<ul style="list-style-type: none"> <li>Resident</li> <li>Loss</li> <li>Both</li> </ul>
		Resident of County	4	\$81,800.00	
		Resident and Loss in County	3	\$73,900.00	
		Claim Loss in County	1	\$15,200.00	
<b>Totals:</b>	<b>8</b>	<b>\$170,900.00</b>			
<b>Orange (Texas)</b>	<b>175</b>	<u>Claimant Type</u>	<u>Claims Paid</u>	<u>Amount Paid</u>	<ul style="list-style-type: none"> <li>Resident</li> <li>Loss</li> <li>Both</li> </ul>
		Resident of County	20	\$258,600.00	
		Resident and Loss in County	17	\$423,900.00	
		Claim Loss in County	5	\$127,500.00	
<b>Totals:</b>	<b>42</b>	<b>\$810,000.00</b>			
<b>Parker (Texas)</b>	<b>4</b>	<u>Claimant Type</u>	<u>Claims Paid</u>	<u>Amount Paid</u>	<ul style="list-style-type: none"> <li>Resident</li> </ul>
		Resident of County	2	\$17,300.00	
<b>Totals:</b>	<b>2</b>	<b>\$17,300.00</b>			
<b>Polk (Texas)</b>	<b>6</b>	<u>Claimant Type</u>	<u>Claims Paid</u>	<u>Amount Paid</u>	<ul style="list-style-type: none"> <li>Resident</li> </ul>
		Resident of County	2	\$81,700.00	
<b>Totals:</b>	<b>2</b>	<b>\$81,700.00</b>			
<b>Presidio (Texas)</b>	<b>2</b>	<u>Claimant Type</u>	<u>Claims Paid</u>	<u>Amount Paid</u>	<ul style="list-style-type: none"> <li>Resident</li> </ul>
		Resident of County	2	\$3,900.00	
<b>Totals:</b>	<b>2</b>	<b>\$3,900.00</b>			

## GCCF Program Statistics - Overall Summary (as of November 15, 2010, 5:05 PM ET)

Refugio (Texas)	2	<u>Claimant Type</u>	<u>Claims Paid</u>	<u>Amount Paid</u>	Payments in County
		Resident of County	1	\$26,900.00	 <span style="color: green;">■</span> Resident
		<b>Totals:</b>	<b>1</b>	<b>\$26,900.00</b>	
Rockwall (Texas)	7	<u>Claimant Type</u>	<u>Claims Paid</u>	<u>Amount Paid</u>	Payments in County
		Resident of County	3	\$46,500.00	 <span style="color: green;">■</span> Resident
		<b>Totals:</b>	<b>3</b>	<b>\$46,500.00</b>	
Sabine (Texas)	3	<u>Claimant Type</u>	<u>Claims Paid</u>	<u>Amount Paid</u>	Payments in County
		Resident of County	1	\$40,000.00	 <span style="color: green;">■</span> Resident
		<b>Totals:</b>	<b>1</b>	<b>\$40,000.00</b>	
San Jacinto (Texas)	6	<u>Claimant Type</u>	<u>Claims Paid</u>	<u>Amount Paid</u>	Payments in County
		Resident of County	2	\$44,600.00	 <span style="color: green;">■</span> Resident <span style="color: lightgreen;">■</span> Loss
		Claim Loss in County	1	\$30,000.00	
		<b>Totals:</b>	<b>3</b>	<b>\$74,600.00</b>	
San Patricio (Texas)	54	<u>Claimant Type</u>	<u>Claims Paid</u>	<u>Amount Paid</u>	Payments in County
		Resident of County	1	\$1,000.00	 <span style="color: green;">■</span> Resident <span style="color: lightgreen;">■</span> Both
		Resident and Loss in County	6	\$140,400.00	
		<b>Totals:</b>	<b>7</b>	<b>\$141,400.00</b>	

## GCCF Program Statistics - Overall Summary (as of November 15, 2010, 5:05 PM ET)

County	Total Claims	Claimant Type	Claims Paid	Amount Paid	Payments in County
Smith (Texas)	8	<u>Claimant Type</u>	<u>Claims Paid</u>	<u>Amount Paid</u>	Payments in County  <ul style="list-style-type: none"> <li>Resident</li> </ul>
		Resident of County	1	\$35,200.00	
		<b>Totals:</b>	<b>1</b>	<b>\$35,200.00</b>	
Tarrant (Texas)	226	<u>Claimant Type</u>	<u>Claims Paid</u>	<u>Amount Paid</u>	Payments in County  <ul style="list-style-type: none"> <li>Resident</li> <li>Loss</li> <li>Both</li> </ul>
		Resident of County	50	\$956,400.00	
		Resident and Loss in County	4	\$351,100.00	
		Claim Loss in County	7	\$453,500.00	
		<b>Totals:</b>	<b>61</b>	<b>\$1,761,000.00</b>	
Titus (Texas)	2	<u>Claimant Type</u>	<u>Claims Paid</u>	<u>Amount Paid</u>	Payments in County  <ul style="list-style-type: none"> <li>Resident</li> </ul>
		Resident of County	1	\$1,000.00	
		<b>Totals:</b>	<b>1</b>	<b>\$1,000.00</b>	
Travis (Texas)	91	<u>Claimant Type</u>	<u>Claims Paid</u>	<u>Amount Paid</u>	Payments in County  <ul style="list-style-type: none"> <li>Resident</li> <li>Both</li> </ul>
		Resident of County	14	\$155,300.00	
		Resident and Loss in County	1	\$15,000.00	
		<b>Totals:</b>	<b>15</b>	<b>\$170,300.00</b>	
Tyler (Texas)	4	<u>Claimant Type</u>	<u>Claims Paid</u>	<u>Amount Paid</u>	Payments in County  <ul style="list-style-type: none"> <li>Resident</li> </ul>
		Resident of County	3	\$28,000.00	
		<b>Totals:</b>	<b>3</b>	<b>\$28,000.00</b>	






## GCCF Program Statistics - Overall Summary (as of November 15, 2010, 5:05 PM ET)

County (Texas)	Total Claims	Claimant Type	Claims Paid	Amount Paid	Payments in County
Unknown (Texas)	18	<u>Claimant Type</u>	<u>Claims Paid</u>	<u>Amount Paid</u>	Payments in County  Resident
		Resident of County	2	\$85,000.00	
		<b>Totals:</b>	<b>2</b>	<b>\$85,000.00</b>	
Vermilion (Texas)	2	<u>Claimant Type</u>	<u>Claims Paid</u>	<u>Amount Paid</u>	Payments in County  Loss
		Claim Loss in County	2	\$42,500.00	
		<b>Totals:</b>	<b>2</b>	<b>\$42,500.00</b>	
Victoria (Texas)	13	<u>Claimant Type</u>	<u>Claims Paid</u>	<u>Amount Paid</u>	Payments in County  Resident Loss
		Resident of County	3	\$44,700.00	
		Claim Loss in County	1	\$6,900.00	
		<b>Totals:</b>	<b>4</b>	<b>\$51,600.00</b>	
Waller (Texas)	5	<u>Claimant Type</u>	<u>Claims Paid</u>	<u>Amount Paid</u>	Payments in County  Resident
		Resident of County	1	\$24,500.00	
		<b>Totals:</b>	<b>1</b>	<b>\$24,500.00</b>	
Webb (Texas)	3	<u>Claimant Type</u>	<u>Claims Paid</u>	<u>Amount Paid</u>	Payments in County  Resident
		Resident of County	1	\$23,800.00	
		<b>Totals:</b>	<b>1</b>	<b>\$23,800.00</b>	

## GCCF Program Statistics - Overall Summary

(as of November 15, 2010, 5:05 PM ET)

County (Texas)	Total Claims	Claimant Type	Claims Paid	Amount Paid	Payments in County
Wichita	5	Resident of County	1	\$2,700.00	 <span style="color: green;">■</span> Resident
		<b>Totals:</b>	<b>1</b>	<b>\$2,700.00</b>	
Williamson	26	Resident of County	7	\$71,500.00	 <span style="color: green;">■</span> Resident
		<b>Totals:</b>	<b>7</b>	<b>\$71,500.00</b>	
Wise	1	Resident of County	1	\$7,600.00	 <span style="color: green;">■</span> Resident
		<b>Totals:</b>	<b>1</b>	<b>\$7,600.00</b>	