

GCCF Program Statistics - Overall Summary (as of November 13, 2010, 5:05 PM ET)

Claimant Status	No. of Claimants
TOTAL GCCF Claimants to Date <i>(Claimants may have one or more Claim Type)</i>	378,473
1. Claimants Paid and Approved for Payment	111,871
2. Claimants Requiring Additional Information or Documentation <i>(Claimants providing no documentation: 82,587)</i>	141,394
3. Claimants Referred to Government, Moratorium and Real Estate funds	162
4. Denied Claimants	44,615
5. Claimants Under Review (Emergency Advance Payment)	72,685
6. Claimants Under Review (for Final Claim only)	7,746

Claimants <i>(Claimants may have one or more Claim Type)</i>	No. of Claimants
1. Individual*	318,106
2. Business*	60,367
<i>*Individual v. Business classification is subject to change.</i>	
<i>Represented Claimants: 8,275</i>	
Total to Date	378,473

Claims by Emergency Or Final Payment	No. of Claims Paid or Approved for Payment	No. of Claims Paid	Amount Paid
1. Emergency Advance Payment (One Month)	10,333	10,308	\$ 98,518,675.88
2. Emergency Advance Payment (Six Months)	101,822	100,607	\$ 1,717,572,815.00
Sub-Total to Date	112,155	110,915	\$ 1,816,091,490.88

Separate Fund for Real Estate Brokers and Agents			\$ 34,500,000.00
Total to Date			\$ 1,850,591,490.88

Claims by Category <i>(includes Individual and Business)</i>	No. of Claims Paid	Amount Paid
1. Removal and Clean Up Costs	0	\$ -
2. Real or Personal Property	78	\$ 624,063.38
3. Lost Earnings or Profits	110,814	\$ 1,815,440,091.00
4. Loss of Subsistence Use of Natural Resources	5	\$ 13,000.00
5. Physical Injury / Death	18	\$ 14,336.50
Total to Date	110,915	\$ 1,816,091,490.88

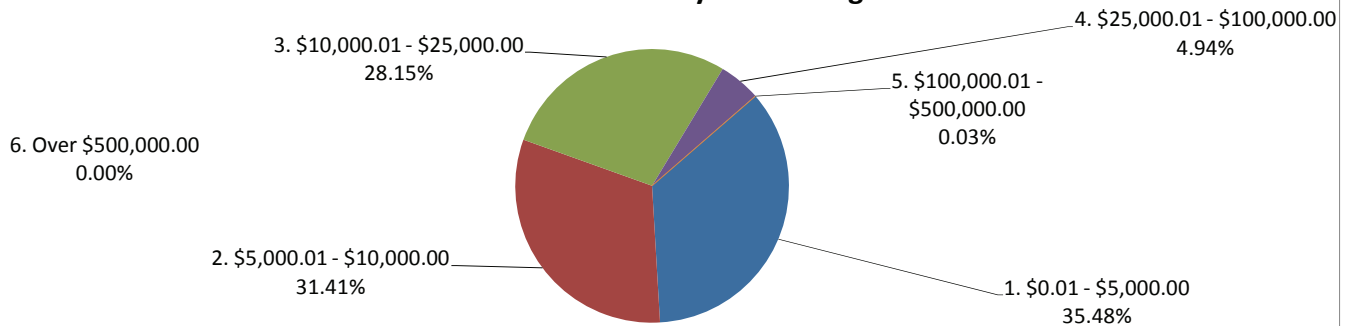
Claims by Type	No. of Claims Paid	No. of Claims Paid where Claimant Participated in BP Claims Process	No. of Claims Paid for new Claimants	Total Amount Paid
1. Individual	80,937	23,633	57,304	\$ 774,015,614.88
2. Business	29,978	21,738	8,240	\$ 1,042,075,876.00
Total to Date	110,915	45,371	65,544	\$ 1,816,091,490.88

GCCF Program Statistics - Overall Summary (as of November 13, 2010, 5:05 PM ET)

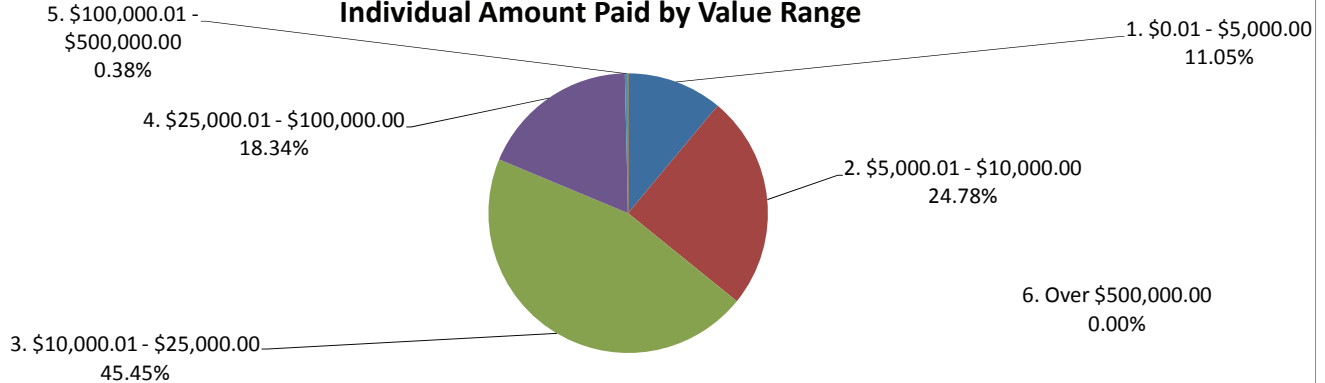
Individual Claims by Amount (Claimants may have more than one Claim Type)

Claims by Amount	No. of Claims Paid	Amount Paid
1. \$0.01 - \$5,000.00	28,718	\$ 85,502,636.50
2. \$5,000.01 - \$10,000.00	25,421	\$ 191,822,800.00
3. \$10,000.01 - \$25,000.00	22,780	\$ 351,770,050.00
4. \$25,000.01 - \$100,000.00	3,995	\$ 141,948,728.38
5. \$100,000.01 - \$500,000.00	23	\$ 2,971,400.00
6. Over \$500,000.00	0	\$ -
Total to Date	80,937	\$ 774,015,614.88

Individual Claims Paid by Value Range



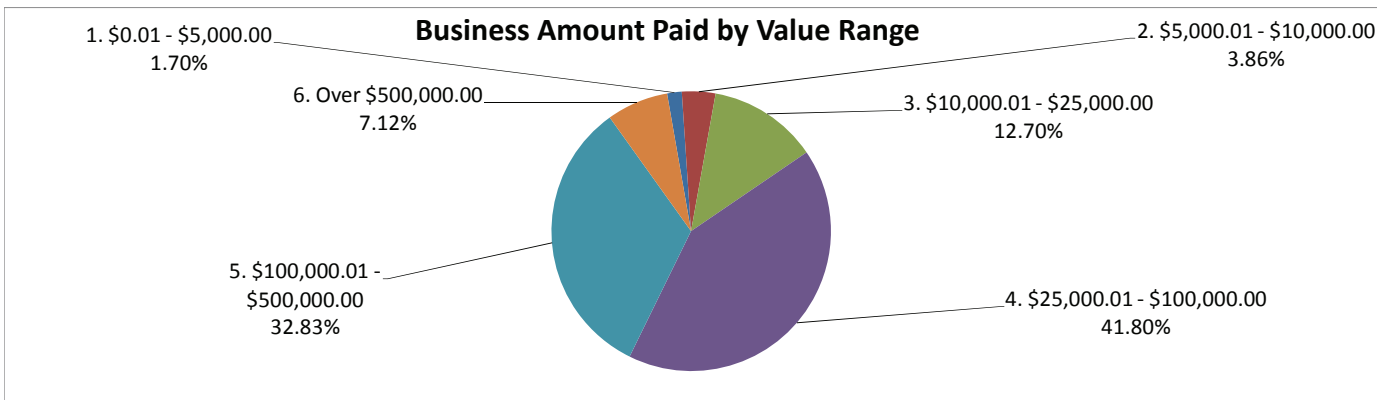
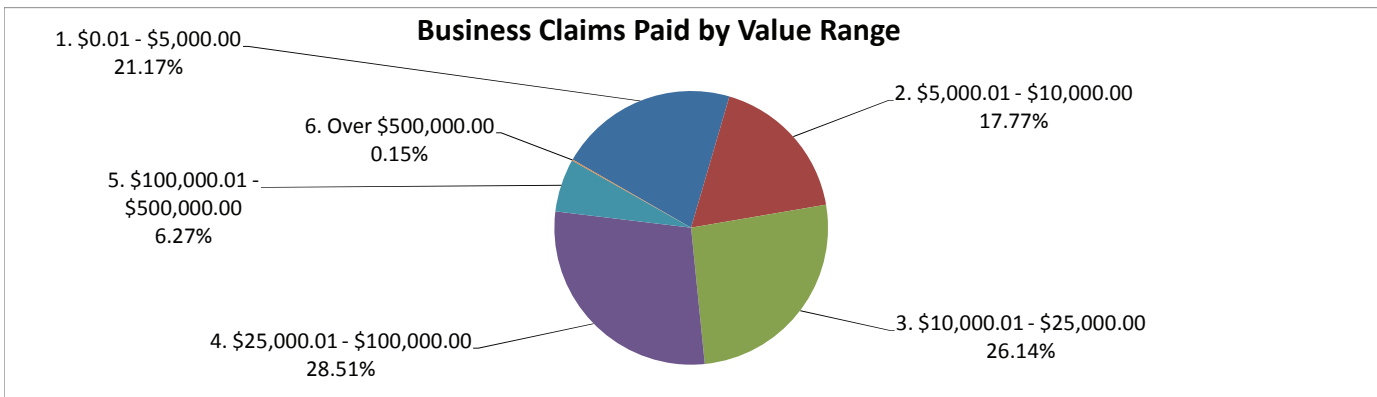
Individual Amount Paid by Value Range



GCCF Program Statistics - Overall Summary
(as of November 13, 2010, 5:05 PM ET)

Business Claims by Amount
(Claimants may have more than one Claim Type)

Claims by Amount	No. of Claims Paid	Amount Paid
1. \$0.01 - \$5,000.00	6,346	\$ 17,725,800.00
2. \$5,000.01 - \$10,000.00	5,327	\$ 40,244,900.00
3. \$10,000.01 - \$25,000.00	7,836	\$ 132,300,400.00
4. \$25,000.01 - \$100,000.00	8,546	\$ 435,548,400.00
5. \$100,000.01 - \$500,000.00	1,879	\$ 342,104,000.00
6. Over \$500,000.00	44	\$ 74,152,376.00
Total to Date	29,978	\$ 1,042,075,876.00



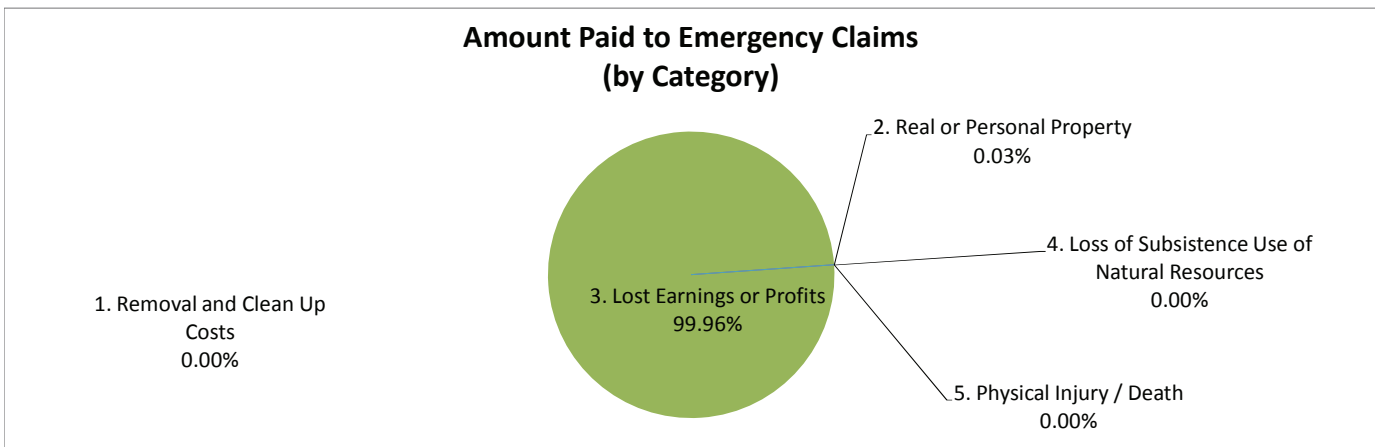
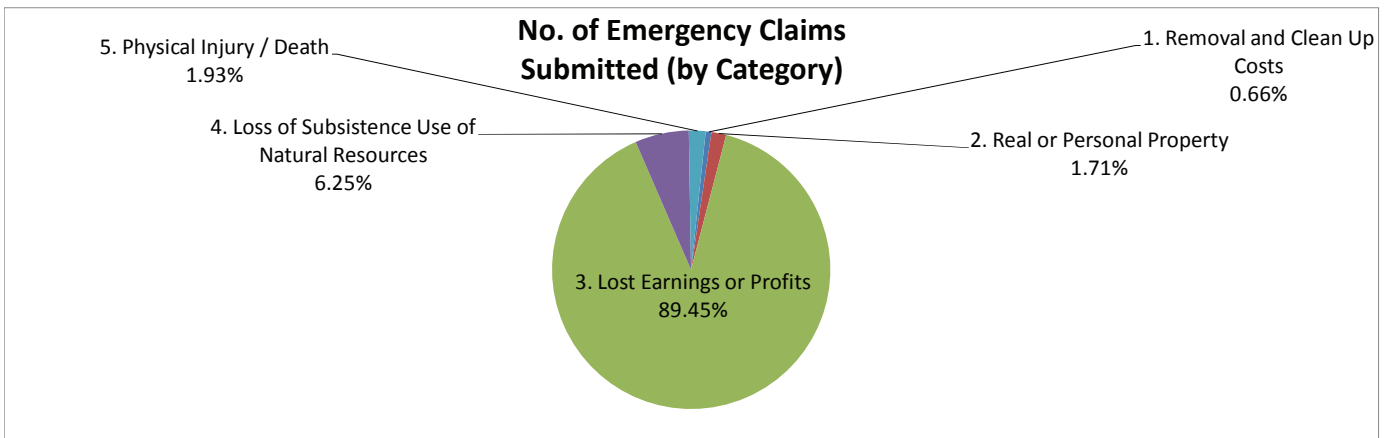
GCCF Program Statistics - Overall Summary

(as of November 13, 2010, 5:05 PM ET)

Emergency Advance Claim Counts by Category

(Claimants may have more than one Claim Type)

Claims for Emergency Advance Payment	Claims Submitted	No. of Claims Paid	Amount Paid
1. Removal and Clean Up Costs	2,675	0	\$ -
2. Real or Personal Property	6,975	78	\$ 624,063.38
3. Lost Earnings or Profits	363,902	110,814	\$ 1,815,440,091.00
4. Loss of Subsistence Use of Natural Resources	25,439	5	\$ 13,000.00
5. Physical Injury / Death	7,847	18	\$ 14,336.50
Total to Date	406,838	110,915	\$ 1,816,091,490.88




GCCCF Program Statistics - Overall Summary

(as of November 13, 2010, 5:05 PM ET)

Final Payment Claim Counts by Category

(Claimants may have more than one Claim Type)

Claims Seeking Final Payment	Claims Submitted	No. of Claims Paid	Amount Paid
1. Removal and Clean Up Costs	347	0	\$ -
2. Real or Personal Property	1,503	0	\$ -
3. Lost Earnings or Profits	15,245	0	\$ -
4. Loss of Subsistence Use of Natural Resources	1,857	0	\$ -
5. Physical Injury / Death	472	0	\$ -
Total to Date	19,424	0	\$ -



Amount Paid to Final Claims (by Category)

No data to chart yet

GCCF Program Statistics - Overall Summary (as of November 13, 2010, 5:05 PM ET)

Claims by Category and Amount (Claimants may have more than one Claim Type)

Claims by Category and Amount	No. of Claims Paid	Amount Paid
1. Removal and Clean Up Costs		
a. \$0.01 - \$5,000.00	0	\$ -
b. \$5,000.01 - \$10,000.00	0	\$ -
c. \$10,000.01 - \$25,000.00	0	\$ -
d. \$25,000.01 - \$100,000.00	0	\$ -
e. \$100,000.01 - \$500,000.00	0	\$ -
f. Over \$500,000.00	0	\$ -
Sub-Total to Date	0	\$ -
2. Real or Personal Property		
a. \$0.01 - \$5,000.00	52	\$ 103,400.00
b. \$5,000.01 - \$10,000.00	14	\$ 96,600.00
c. \$10,000.01 - \$25,000.00	7	\$ 113,500.00
d. \$25,000.01 - \$100,000.00	4	\$ 134,463.38
e. \$100,000.01 - \$500,000.00	1	\$ 176,100.00
f. Over \$500,000.00	0	\$ -
Sub-Total to Date	78	\$ 624,063.38
3. Lost Earnings or Profits		
a. \$0.01 - \$5,000.00	34,989	\$ 103,097,700.00
b. \$5,000.01 - \$10,000.00	30,734	\$ 231,971,100.00
c. \$10,000.01 - \$25,000.00	30,609	\$ 483,956,950.00
d. \$25,000.01 - \$100,000.00	12,537	\$ 577,362,665.00
e. \$100,000.01 - \$500,000.00	1,901	\$ 344,899,300.00
f. Over \$500,000.00	44	\$ 74,152,376.00
Sub-Total to Date	110,814	\$ 1,815,440,091.00

GCCF Program Statistics - Overall Summary
(as of November 13, 2010, 5:05 PM ET)

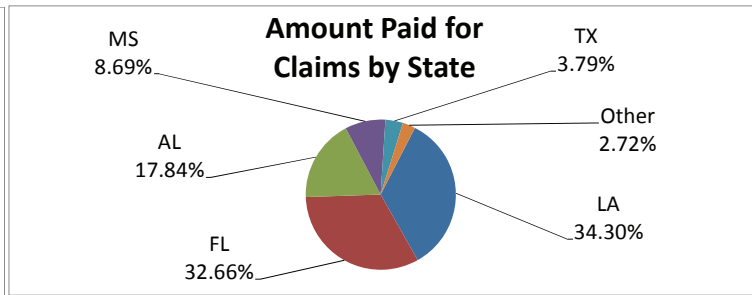
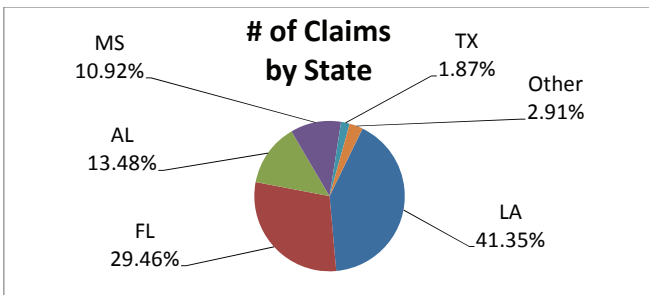
Claims by Category and Amount
(Claimants may have more than one Claim Type)

Claims by Category and Amount	No. of Claims Paid	Amount Paid
4. Loss of Subsistence Use of Natural Resources		
a. \$0.01 - \$5,000.00	5	\$ 13,000.00
b. \$5,000.01 - \$10,000.00	0	\$ -
c. \$10,000.01 - \$25,000.00	0	\$ -
d. \$25,000.01 - \$100,000.00	0	\$ -
e. \$100,000.01 - \$500,000.00	0	\$ -
f. Over \$500,000.00	0	\$ -
Sub-Total to Date	5	\$ 13,000.00
5. Physical Injury / Death		
a. \$0.01 - \$5,000.00	18	\$ 14,336.50
b. \$5,000.01 - \$10,000.00	0	\$ -
c. \$10,000.01 - \$25,000.00	0	\$ -
d. \$25,000.01 - \$100,000.00	0	\$ -
e. \$100,000.01 - \$500,000.00	0	\$ -
f. Over \$500,000.00	0	\$ -
Sub-Total to Date	18	\$ 14,336.50
6. Other Claims		
a. \$0.01 - \$5,000.00	0	\$ -
b. \$5,000.01 - \$10,000.00	0	\$ -
c. \$10,000.01 - \$25,000.00	0	\$ -
d. \$25,000.01 - \$100,000.00	0	\$ -
e. \$100,000.01 - \$500,000.00	0	\$ -
f. Over \$500,000.00	0	\$ -
Sub-Total to Date	0	\$ -
Total to Date	110,915	\$ 1,816,091,490.88

GCCCF Program Statistics - Overall Summary (as of November 13, 2010, 5:05 PM ET)

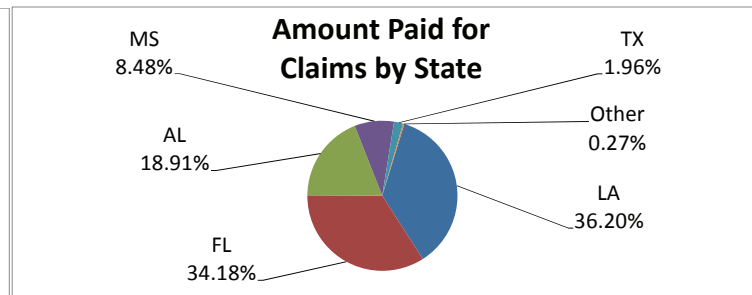
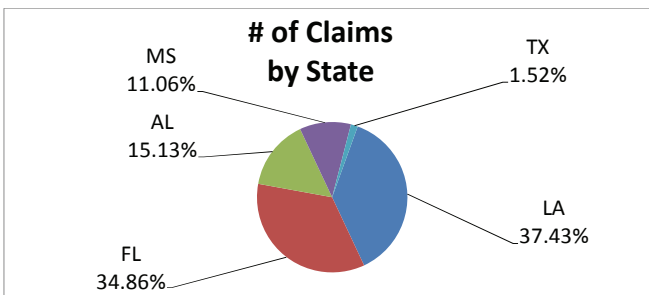
Claims by State of Residence (Claimants may have more than one Claim Type)

Claim State of Residence	Claims Submitted	No. of Claims Paid	Amount Paid
Louisiana	176,243	37,634	\$ 622,941,650.00
Florida	125,582	38,865	\$ 593,051,776.00
Alabama	57,477	18,014	\$ 324,006,728.38
Mississippi	46,567	10,054	\$ 157,777,636.50
Texas	7,972	1,994	\$ 68,891,300.00
Others	12,421	4,354	\$ 49,422,400.00
Total to Date	426,262	110,915	\$ 1,816,091,490.88



Claims by State of Loss (Claimants may have more than one Claim Type)

Claim State of Loss	Claims Submitted	No. of Claims Paid	Amount Paid
Louisiana	88,182	38,081	\$ 657,477,615.00
Florida	82,118	41,929	\$ 620,710,076.00
Alabama	35,646	19,561	\$ 343,429,300.00
Mississippi	26,045	9,691	\$ 154,014,700.00
Texas	3,586	1,388	\$ 35,540,200.00
Other State / Pending Location Verification		265	\$ 4,919,599.88
Total to Date		110,915	\$ 1,816,091,490.88



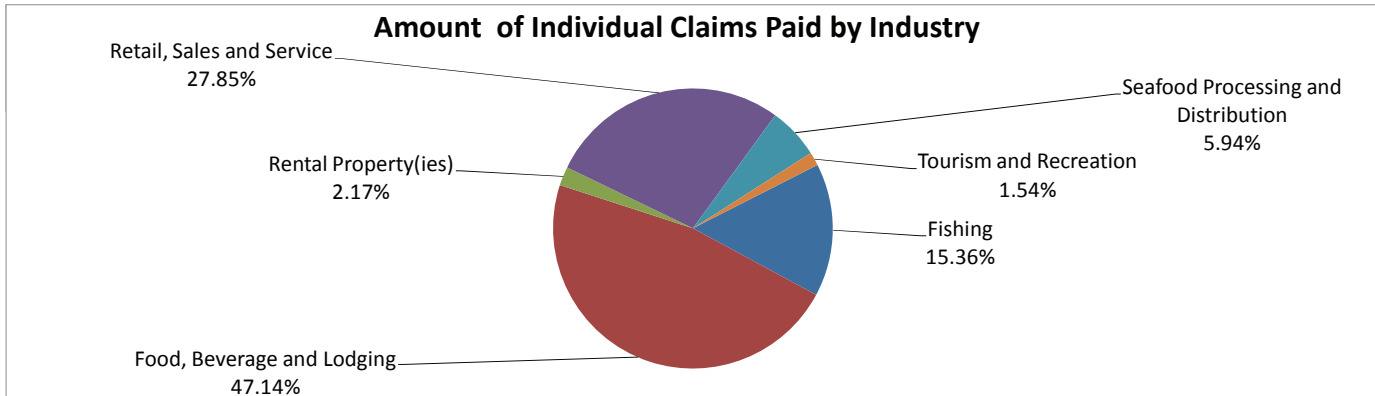
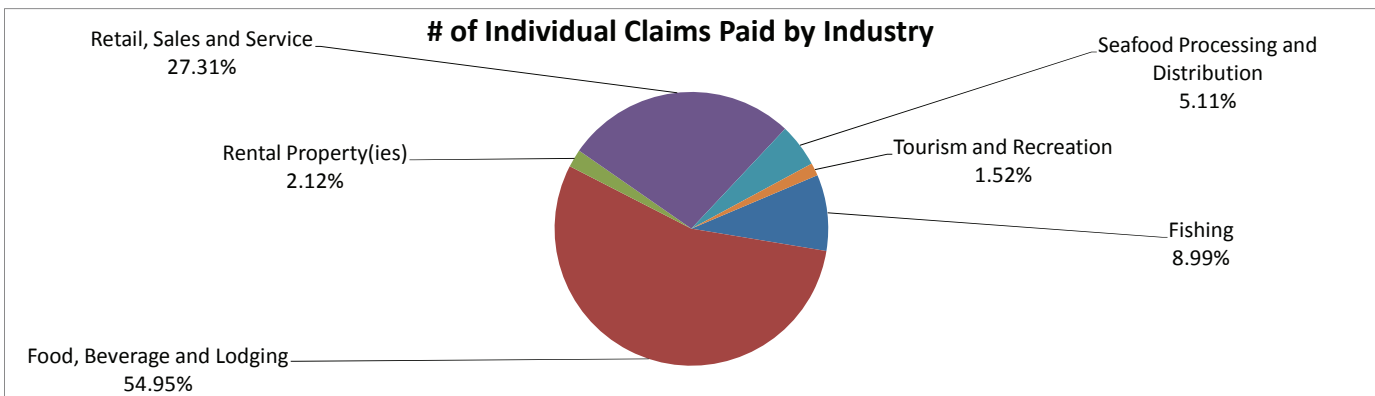
GCCF Program Statistics - Overall Summary

(as of November 13, 2010, 5:05 PM ET)

Individual Lost Earnings or Profits Claims Paid by Industry

(Claimants may have more than one Claim Type)

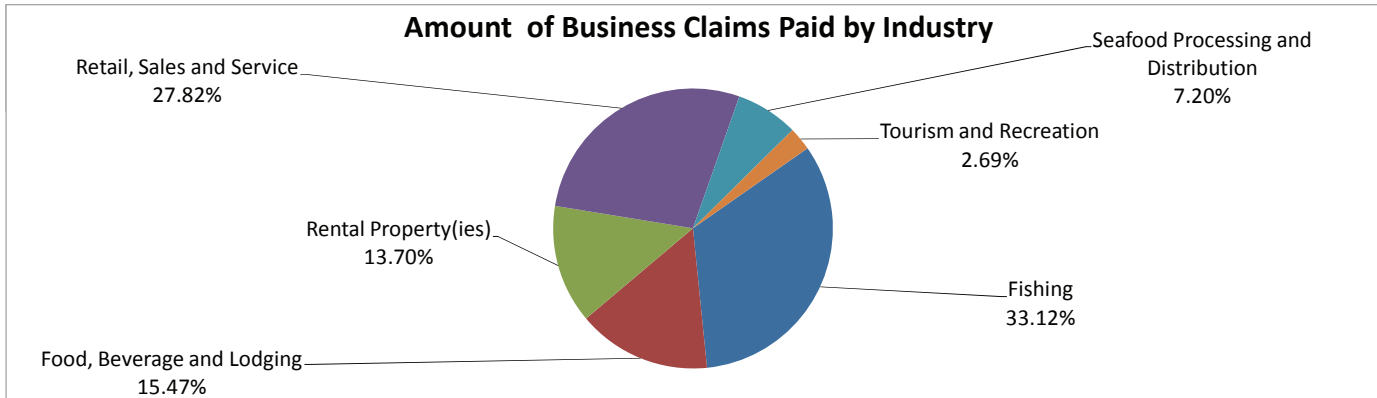
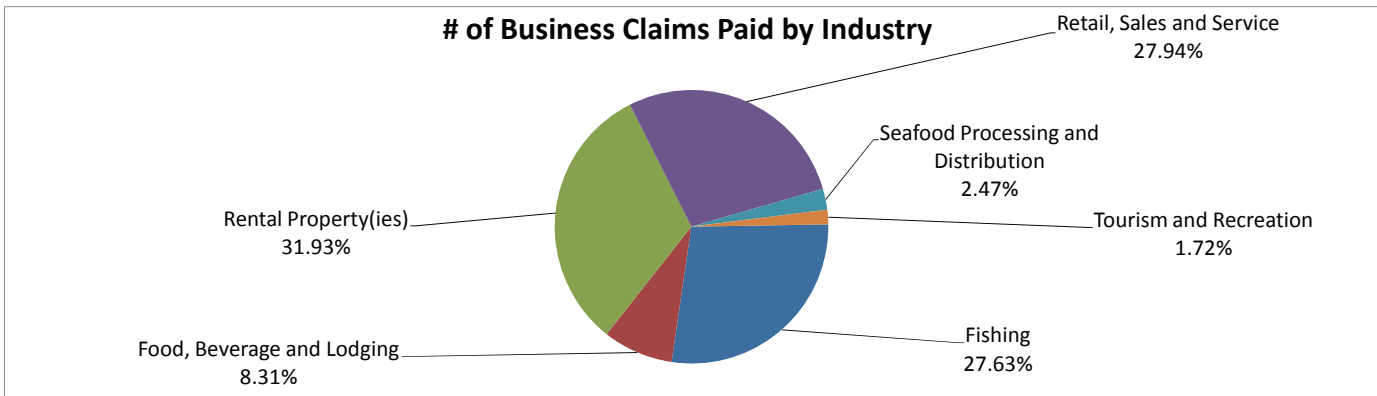
Claims by Amount	No. of Claims Paid	Amount Paid
Fishing	7,266	\$ 118,875,900.00
Food, Beverage and Lodging	44,438	\$ 364,712,300.00
Rental Property(ies)	1,713	\$ 16,823,900.00
Retail, Sales and Service	22,083	\$ 215,473,900.00
Seafood Processing and Distribution	4,131	\$ 45,924,815.00
Tourism and Recreation	1,232	\$ 11,942,100.00
Total to Date	80,863	\$ 773,752,915.00




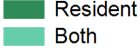
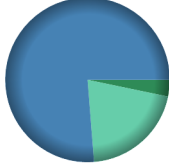


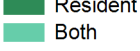

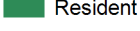

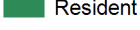
GCCF Program Statistics - Overall Summary
(as of November 13, 2010, 5:05 PM ET)

Business Lost Earnings or Profits Claims Paid by Industry
(Claimants may have more than one Claim Type)

Claims by Amount	No. of Claims Paid	Amount Paid
Fishing	8,275	\$ 344,993,600.00
Food, Beverage and Lodging	2,488	\$ 161,100,000.00
Rental Property(ies)	9,563	\$ 142,756,076.00
Retail, Sales and Service	8,369	\$ 289,815,700.00
Seafood Processing and Distribution	740	\$ 75,038,200.00
Tourism and Recreation	516	\$ 27,983,600.00
Total to Date	29,951	\$ 1,041,687,176.00


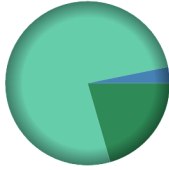





GCCF Program Statistics - Overall Summary (as of November 13, 2010, 5:05 PM ET)

County Name	Residents					
Autauga (Alabama)	39	<u>Claimant Type</u>	<u>Claims Paid</u>	<u>Amount Paid</u>	Payments in County 	
		Resident of County	11	\$92,200.00		
		Resident and Loss in County	1	\$2,300.00		
		Totals:	12	\$94,500.00		
Baldwin (Alabama)	22,811	<u>Claimant Type</u>	<u>Claims Paid</u>	<u>Amount Paid</u>	Payments in County 	
		Resident of County	482	\$7,651,863.38		
		Resident and Loss in County	8,566	\$178,989,400.00		
		Claim Loss in County	3,988	\$48,104,400.00		
Totals:	13,036	\$234,745,663.38				
Barbour (Alabama)	13	<u>Claimant Type</u>	<u>Claims Paid</u>	<u>Amount Paid</u>	Payments in County 	
		Resident of County	2	\$25,600.00		
		Resident and Loss in County	2	\$91,300.00		
		Totals:	4	\$116,900.00		
Bibb (Alabama)	10	<u>Claimant Type</u>	<u>Claims Paid</u>	<u>Amount Paid</u>	Payments in County 	
		Resident of County	6	\$25,400.00		
		Totals:	6	\$25,400.00		
Blount (Alabama)	10	<u>Claimant Type</u>	<u>Claims Paid</u>	<u>Amount Paid</u>	Payments in County 	
		Resident of County	3	\$14,200.00		
		Totals:	3	\$14,200.00		

GCCF Program Statistics - Overall Summary

(as of November 13, 2010, 5:05 PM ET)



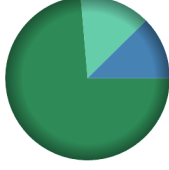
County (Alabama)	Total Claims	Claimant Type	Claims Paid	Amount Paid	Payments in County
Bullock (Alabama)	7	<u>Claimant Type</u>	<u>Claims Paid</u>	<u>Amount Paid</u>	Payments in County  <ul style="list-style-type: none"> Resident
		Resident of County	1	\$16,000.00	
		Totals:	1	\$16,000.00	
Butler (Alabama)	28	<u>Claimant Type</u>	<u>Claims Paid</u>	<u>Amount Paid</u>	Payments in County  <ul style="list-style-type: none"> Resident Loss Both
		Resident of County	4	\$34,800.00	
		Resident and Loss in County	1	\$5,400.00	
		Claim Loss in County	2	\$129,200.00	
Totals:	7	\$169,400.00			
Calhoun (Alabama)	75	<u>Claimant Type</u>	<u>Claims Paid</u>	<u>Amount Paid</u>	Payments in County  <ul style="list-style-type: none"> Resident
		Resident of County	20	\$201,300.00	
		Totals:	20	\$201,300.00	
Chambers (Alabama)	11	<u>Claimant Type</u>	<u>Claims Paid</u>	<u>Amount Paid</u>	Payments in County  <ul style="list-style-type: none"> Resident
		Resident of County	2	\$27,000.00	
		Totals:	2	\$27,000.00	
Cherokee (Alabama)	7	<u>Claimant Type</u>	<u>Claims Paid</u>	<u>Amount Paid</u>	Payments in County  <ul style="list-style-type: none"> Resident
		Resident of County	5	\$43,100.00	
		Totals:	5	\$43,100.00	

GCCF Program Statistics - Overall Summary

(as of November 13, 2010, 5:05 PM ET)

County (Alabama)	Total Claims	Claimant Type	Claims Paid	Amount Paid	Payments in County
Chilton (Alabama)	18	<u>Claimant Type</u>	<u>Claims Paid</u>	<u>Amount Paid</u>	Payments in County  <ul style="list-style-type: none"> ■ Resident ■ Both
		Resident of County	3	\$24,300.00	
		Resident and Loss in County	2	\$79,900.00	
		Totals:	5	\$104,200.00	
Choctaw (Alabama)	24	<u>Claimant Type</u>	<u>Claims Paid</u>	<u>Amount Paid</u>	Payments in County  <ul style="list-style-type: none"> ■ Resident ■ Both
		Resident of County	2	\$11,000.00	
		Resident and Loss in County	1	\$68,400.00	
		Totals:	3	\$79,400.00	
Clarke (Alabama)	200	<u>Claimant Type</u>	<u>Claims Paid</u>	<u>Amount Paid</u>	Payments in County  <ul style="list-style-type: none"> ■ Resident ■ Loss ■ Both
		Resident of County	29	\$282,300.00	
		Resident and Loss in County	4	\$42,600.00	
		Claim Loss in County	4	\$50,100.00	
Totals:	37	\$375,000.00			
Clay (Alabama)	6	<u>Claimant Type</u>	<u>Claims Paid</u>	<u>Amount Paid</u>	Payments in County  <ul style="list-style-type: none"> ■ Resident
		Resident of County	4	\$55,200.00	
		Totals:	4	\$55,200.00	
Cleburne (Alabama)	3	<u>Claimant Type</u>	<u>Claims Paid</u>	<u>Amount Paid</u>	Payments in County  <ul style="list-style-type: none"> ■ Resident
		Resident of County	1	\$3,000.00	
		Totals:	1	\$3,000.00	

GCCF Program Statistics - Overall Summary (as of November 13, 2010, 5:05 PM ET)

County (Alabama)	Total Claims	Claimant Type	Claims Paid	Amount Paid	Payments in County
Coffee (Alabama)	44	<u>Claimant Type</u>	<u>Claims Paid</u>	<u>Amount Paid</u>	Payments in County  <ul style="list-style-type: none"> Resident Both
		Resident of County	8	\$79,000.00	
		Resident and Loss in County	1	\$3,000.00	
		Totals:	9	\$82,000.00	
Colbert (Alabama)	38	<u>Claimant Type</u>	<u>Claims Paid</u>	<u>Amount Paid</u>	Payments in County  <ul style="list-style-type: none"> Resident
		Resident of County	24	\$263,600.00	
		Totals:	24	\$263,600.00	
		Conecuh (Alabama)	24	<u>Claimant Type</u>	
Resident of County	5			\$51,700.00	
Totals:	5			\$51,700.00	
Coosa (Alabama)	5			<u>Claimant Type</u>	<u>Claims Paid</u>
		Resident of County	3	\$18,600.00	
		Resident and Loss in County	1	\$150,000.00	
		Totals:	4	\$168,600.00	
Covington (Alabama)	92	<u>Claimant Type</u>	<u>Claims Paid</u>	<u>Amount Paid</u>	Payments in County  <ul style="list-style-type: none"> Resident Loss Both
		Resident of County	28	\$580,200.00	
		Resident and Loss in County	3	\$97,800.00	
		Claim Loss in County	2	\$109,500.00	
		Totals:	33	\$787,500.00	

GCCF Program Statistics - Overall Summary

(as of November 13, 2010, 5:05 PM ET)

County (Alabama)	Total Claims	Claimant Type	Claims Paid	Amount Paid	Payments in County
Crenshaw (Alabama)	18				 <ul style="list-style-type: none"> ■ Resident ■ Loss ■ Both
		Resident of County	1	\$2,100.00	
		Resident and Loss in County	1	\$1,500.00	
		Claim Loss in County	1	\$4,000.00	
	Totals:		3	\$7,600.00	
Cullman (Alabama)	54				 <ul style="list-style-type: none"> ■ Resident
		Resident of County	36	\$353,100.00	
		Totals:	36	\$353,100.00	
Dale (Alabama)	41				 <ul style="list-style-type: none"> ■ Resident ■ Both
		Resident of County	9	\$70,100.00	
		Resident and Loss in County	1	\$37,600.00	
		Totals:	10	\$107,700.00	
Dallas (Alabama)	46				 <ul style="list-style-type: none"> ■ Resident ■ Both
		Resident of County	10	\$108,600.00	
		Resident and Loss in County	1	\$15,000.00	
		Totals:	11	\$123,600.00	
DeKalb (Alabama)	21				 <ul style="list-style-type: none"> ■ Resident ■ Loss
		Resident of County	14	\$146,700.00	
		Claim Loss in County	1	\$10,800.00	
		Totals:	15	\$157,500.00	

GCCF Program Statistics - Overall Summary

(as of November 13, 2010, 5:05 PM ET)

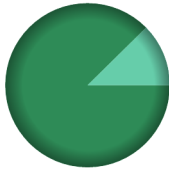




County (Alabama)	Total Claims	Claimant Type	Claims Paid	Amount Paid	Payments in County
Elmore (Alabama)	53	<u>Claimant Type</u>	<u>Claims Paid</u>	<u>Amount Paid</u>	Payments in County  <ul style="list-style-type: none"> Resident Both
		Resident of County	20	\$238,400.00	
		Resident and Loss in County	1	\$19,200.00	
		Totals:	21	\$257,600.00	
Escambia (Alabama)	304	<u>Claimant Type</u>	<u>Claims Paid</u>	<u>Amount Paid</u>	Payments in County  <ul style="list-style-type: none"> Resident Loss Both
		Resident of County	47	\$692,500.00	
		Resident and Loss in County	6	\$75,200.00	
		Claim Loss in County	8	\$140,500.00	
Totals:	61	\$908,200.00			
Etowah (Alabama)	67	<u>Claimant Type</u>	<u>Claims Paid</u>	<u>Amount Paid</u>	Payments in County  <ul style="list-style-type: none"> Resident
		Resident of County	32	\$482,200.00	
		Totals:	32	\$482,200.00	
Fayette (Alabama)	13	<u>Claimant Type</u>	<u>Claims Paid</u>	<u>Amount Paid</u>	Payments in County  <ul style="list-style-type: none"> Resident
		Resident of County	11	\$73,700.00	
		Totals:	11	\$73,700.00	
Franklin (Alabama)	8	<u>Claimant Type</u>	<u>Claims Paid</u>	<u>Amount Paid</u>	Payments in County  <ul style="list-style-type: none"> Resident
		Resident of County	7	\$65,900.00	
		Totals:	7	\$65,900.00	

GCCF Program Statistics - Overall Summary



(as of November 13, 2010, 5:05 PM ET)

County (Alabama)	Total Claims	Claimant Type	Claims Paid	Amount Paid	Payments in County
Geneva (Alabama)	64	<u>Claimant Type</u>	<u>Claims Paid</u>	<u>Amount Paid</u>	Payments in County  <ul style="list-style-type: none"> Resident
		Resident of County	16	\$149,400.00	
		Totals:	16	\$149,400.00	
Greene (Alabama)	5	<u>Claimant Type</u>	<u>Claims Paid</u>	<u>Amount Paid</u>	Payments in County  <ul style="list-style-type: none"> Resident
		Resident of County	4	\$22,900.00	
		Totals:	4	\$22,900.00	
Hale (Alabama)	15	<u>Claimant Type</u>	<u>Claims Paid</u>	<u>Amount Paid</u>	Payments in County  <ul style="list-style-type: none"> Resident Both
		Resident of County	8	\$147,900.00	
		Resident and Loss in County	1	\$100,000.00	
Totals:	9	\$247,900.00			
Henry (Alabama)	13	<u>Claimant Type</u>	<u>Claims Paid</u>	<u>Amount Paid</u>	Payments in County  <ul style="list-style-type: none"> Resident
		Resident of County	3	\$15,600.00	
		Totals:	3	\$15,600.00	
Houston (Alabama)	157	<u>Claimant Type</u>	<u>Claims Paid</u>	<u>Amount Paid</u>	Payments in County  <ul style="list-style-type: none"> Resident Loss Both
		Resident of County	33	\$235,000.00	
		Resident and Loss in County	3	\$205,900.00	
		Claim Loss in County	1	\$6,000.00	
Totals:	37	\$446,900.00			

GCCF Program Statistics - Overall Summary (as of November 13, 2010, 5:05 PM ET)


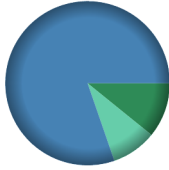



County (Alabama)	Total Claims	Claimant Type	Claims Paid	Amount Paid	Payments in County
Jackson (Alabama)	16	<u>Claimant Type</u>	<u>Claims Paid</u>	<u>Amount Paid</u>	Payments in County  <ul style="list-style-type: none"> ■ Resident ■ Loss
		Resident of County	9	\$102,500.00	
		Claim Loss in County	1	\$14,500.00	
		Totals:	10	\$117,000.00	
Jefferson (Alabama)	664	<u>Claimant Type</u>	<u>Claims Paid</u>	<u>Amount Paid</u>	Payments in County  <ul style="list-style-type: none"> ■ Resident ■ Loss ■ Both
		Resident of County	327	\$3,818,300.00	
		Resident and Loss in County	6	\$107,500.00	
		Claim Loss in County	3	\$55,800.00	
Totals:	336	\$3,981,600.00			
Lauderdale (Alabama)	37	<u>Claimant Type</u>	<u>Claims Paid</u>	<u>Amount Paid</u>	Payments in County  <ul style="list-style-type: none"> ■ Resident
		Resident of County	16	\$156,900.00	
		Totals:	16	\$156,900.00	
Lawrence (Alabama)	6	<u>Claimant Type</u>	<u>Claims Paid</u>	<u>Amount Paid</u>	Payments in County  <ul style="list-style-type: none"> ■ Resident ■ Loss
		Resident of County	2	\$21,200.00	
		Claim Loss in County	1	\$1,400.00	
		Totals:	3	\$22,600.00	
Lee (Alabama)	99	<u>Claimant Type</u>	<u>Claims Paid</u>	<u>Amount Paid</u>	Payments in County  <ul style="list-style-type: none"> ■ Resident
		Resident of County	37	\$370,800.00	
		Totals:	37	\$370,800.00	

GCCF Program Statistics - Overall Summary (as of November 13, 2010, 5:05 PM ET)

County (Alabama)	Total Claims	Claimant Type	Claims Paid	Amount Paid	Payments in County
Limestone (Alabama)	45	<u>Claimant Type</u>	<u>Claims Paid</u>	<u>Amount Paid</u>	Payments in County  Resident
		Resident of County	30	\$439,300.00	
		Totals:	30	\$439,300.00	
		Macon (Alabama)	5	<u>Claimant Type</u>	
Resident of County	2			\$7,500.00	
Totals:	2			\$7,500.00	
Madison (Alabama)	283			<u>Claimant Type</u>	<u>Claims Paid</u>
		Resident of County	137	\$1,660,900.00	
		Resident and Loss in County	5	\$56,600.00	
		Claim Loss in County	2	\$7,700.00	
		Totals:	144	\$1,725,200.00	
Marengo (Alabama)	25	<u>Claimant Type</u>	<u>Claims Paid</u>	<u>Amount Paid</u>	Payments in County  Resident
		Resident of County	12	\$87,200.00	
		Totals:	12	\$87,200.00	
		Marion (Alabama)	4	<u>Claimant Type</u>	
Resident of County	1			\$1,200.00	
Totals:	1			\$1,200.00	

GCCF Program Statistics - Overall Summary

(as of November 13, 2010, 5:05 PM ET)

County (Alabama)	Total Claims	Claimant Type	Claims Paid	Amount Paid	Payments in County
Marshall (Alabama)	51	<u>Claimant Type</u>	<u>Claims Paid</u>	<u>Amount Paid</u>	Payments in County  <ul style="list-style-type: none"> ■ Resident ■ Both
		Resident of County	26	\$321,700.00	
		Resident and Loss in County	1	\$37,200.00	
		Totals:	27	\$358,900.00	
Mobile (Alabama)	29,674	<u>Claimant Type</u>	<u>Claims Paid</u>	<u>Amount Paid</u>	Payments in County  <ul style="list-style-type: none"> ■ Resident ■ Loss ■ Both
		Resident of County	996	\$13,832,165.00	
		Resident and Loss in County	6,296	\$102,415,000.00	
		Claim Loss in County	603	\$11,315,100.00	
Totals:	7,895	\$127,562,265.00			
Monroe (Alabama)	109	<u>Claimant Type</u>	<u>Claims Paid</u>	<u>Amount Paid</u>	Payments in County  <ul style="list-style-type: none"> ■ Resident ■ Both
		Resident of County	39	\$626,000.00	
		Resident and Loss in County	11	\$145,400.00	
		Totals:	50	\$771,400.00	
Montgomery (Alabama)	276	<u>Claimant Type</u>	<u>Claims Paid</u>	<u>Amount Paid</u>	Payments in County  <ul style="list-style-type: none"> ■ Resident ■ Both
		Resident of County	96	\$1,337,700.00	
		Resident and Loss in County	8	\$341,300.00	
		Totals:	104	\$1,679,000.00	
Morgan (Alabama)	85	<u>Claimant Type</u>	<u>Claims Paid</u>	<u>Amount Paid</u>	Payments in County  <ul style="list-style-type: none"> ■ Resident ■ Both
		Resident of County	49	\$542,500.00	
		Resident and Loss in County	1	\$2,400.00	
		Totals:	50	\$544,900.00	

GCCF Program Statistics - Overall Summary (as of November 13, 2010, 5:05 PM ET)

County (Alabama)	Total Claims	Claimant Type	Claims Paid	Amount Paid	Payments in County
Perry (Alabama)	3	<u>Claimant Type</u>	<u>Claims Paid</u>	<u>Amount Paid</u>	Payments in County  Loss
		Claim Loss in County	1	\$35,000.00	
		Totals:	1	\$35,000.00	
Pickens (Alabama)	11	<u>Claimant Type</u>	<u>Claims Paid</u>	<u>Amount Paid</u>	Payments in County  Resident
		Resident of County	4	\$43,400.00	
		Totals:	4	\$43,400.00	
Pike (Alabama)	38	<u>Claimant Type</u>	<u>Claims Paid</u>	<u>Amount Paid</u>	Payments in County  Resident
		Resident of County	6	\$44,100.00	
		Totals:	6	\$44,100.00	
Randolph (Alabama)	7	<u>Claimant Type</u>	<u>Claims Paid</u>	<u>Amount Paid</u>	Payments in County  Resident
		Resident of County	4	\$50,300.00	
		Totals:	4	\$50,300.00	
Russell (Alabama)	25	<u>Claimant Type</u>	<u>Claims Paid</u>	<u>Amount Paid</u>	Payments in County  Resident
		Resident of County	3	\$32,500.00	
		Totals:	3	\$32,500.00	

GCCF Program Statistics - Overall Summary (as of November 13, 2010, 5:05 PM ET)

County (Alabama)	Total Claims	Claimant Type	Claims Paid	Amount Paid	Payments in County
Shelby (Alabama)	240	<u>Claimant Type</u>	<u>Claims Paid</u>	<u>Amount Paid</u>	<p>Payments in County</p> <ul style="list-style-type: none"> Resident Loss Both
		Resident of County	124	\$1,406,000.00	
		Resident and Loss in County	2	\$23,500.00	
		Claim Loss in County	1	\$28,800.00	
Totals:	127	\$1,458,300.00			
St. Clair (Alabama)	45	<u>Claimant Type</u>	<u>Claims Paid</u>	<u>Amount Paid</u>	<p>Payments in County</p> <ul style="list-style-type: none"> Resident
		Resident of County	24	\$333,000.00	
		Totals:	24	\$333,000.00	
Sumter (Alabama)	7	<u>Claimant Type</u>	<u>Claims Paid</u>	<u>Amount Paid</u>	<p>Payments in County</p> <ul style="list-style-type: none"> Resident
		Resident of County	1	\$46,200.00	
		Totals:	1	\$46,200.00	
Talladega (Alabama)	46	<u>Claimant Type</u>	<u>Claims Paid</u>	<u>Amount Paid</u>	<p>Payments in County</p> <ul style="list-style-type: none"> Resident
		Resident of County	23	\$139,600.00	
		Totals:	23	\$139,600.00	
Tallapoosa (Alabama)	26	<u>Claimant Type</u>	<u>Claims Paid</u>	<u>Amount Paid</u>	<p>Payments in County</p> <ul style="list-style-type: none"> Resident
		Resident of County	10	\$72,500.00	
		Totals:	10	\$72,500.00	


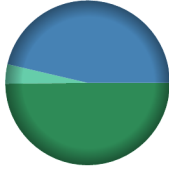
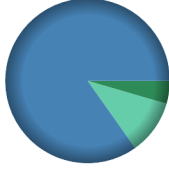
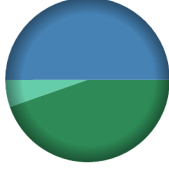
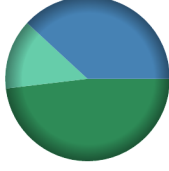
GCCF Program Statistics - Overall Summary

(as of November 13, 2010, 5:05 PM ET)

County (Alabama)	Total Claims	Claimant Type	Claims Paid	Amount Paid	Payments in County
Tuscaloosa	233	Resident of County	118	\$1,099,600.00	
		Resident and Loss in County	2	\$22,000.00	
		Claim Loss in County	2	\$49,000.00	
		Totals:	122	\$1,170,600.00	
Unknown	115	Resident of County	39	\$1,103,200.00	
		Totals:	39	\$1,103,200.00	
		Resident of County	39	\$1,103,200.00	
Walker	40	Resident of County	17	\$213,200.00	
		Resident and Loss in County	1	\$9,500.00	
		Claim Loss in County	2	\$28,000.00	
		Totals:	20	\$250,700.00	
Washington	235	Resident of County	19	\$219,100.00	
		Resident and Loss in County	1	\$15,000.00	
		Claim Loss in County	5	\$112,600.00	
		Totals:	25	\$346,700.00	
Wilcox	46	Resident of County	11	\$157,000.00	
		Resident and Loss in County	3	\$67,000.00	
		Totals:	14	\$224,000.00	

GCCF Program Statistics - Overall Summary

(as of November 13, 2010, 5:05 PM ET)


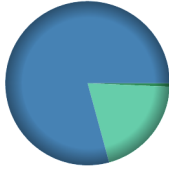
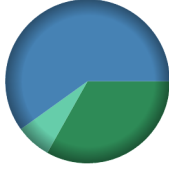
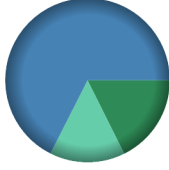

County	Total Claims	Claimant Type	Claims Paid	Amount Paid	Payments in County
Winston (Alabama)	14	<u>Claimant Type</u>	<u>Claims Paid</u>	<u>Amount Paid</u>	Payments in County  <ul style="list-style-type: none"> Resident
		Resident of County	5	\$189,800.00	
		Totals:	5	\$189,800.00	
Alachua (Florida)	93	<u>Claimant Type</u>	<u>Claims Paid</u>	<u>Amount Paid</u>	Payments in County  <ul style="list-style-type: none"> Resident Loss Both
		Resident of County	20	\$156,500.00	
		Resident and Loss in County	5	\$145,600.00	
		Claim Loss in County	1	\$12,000.00	
Totals:	26	\$314,100.00			
Bay (Florida)	29,417	<u>Claimant Type</u>	<u>Claims Paid</u>	<u>Amount Paid</u>	Payments in County  <ul style="list-style-type: none"> Resident Loss Both
		Resident of County	563	\$6,743,500.00	
		Resident and Loss in County	9,455	\$127,010,776.00	
		Claim Loss in County	1,550	\$16,012,000.00	
Totals:	11,568	\$149,766,276.00			
Brevard (Florida)	138	<u>Claimant Type</u>	<u>Claims Paid</u>	<u>Amount Paid</u>	Payments in County  <ul style="list-style-type: none"> Resident Loss Both
		Resident of County	13	\$254,100.00	
		Resident and Loss in County	8	\$284,600.00	
		Claim Loss in County	2	\$30,300.00	
Totals:	23	\$569,000.00			
Broward (Florida)	685	<u>Claimant Type</u>	<u>Claims Paid</u>	<u>Amount Paid</u>	Payments in County  <ul style="list-style-type: none"> Resident Loss Both
		Resident of County	24	\$811,600.00	
		Resident and Loss in County	8	\$643,400.00	
		Claim Loss in County	9	\$231,900.00	
Totals:	41	\$1,686,900.00			

GCCF Program Statistics - Overall Summary

(as of November 13, 2010, 5:05 PM ET)

County (Florida)	Total Claims	Claimant Type	Claims Paid	Amount Paid	Payments in County
Calhoun (Florida)	158	<u>Claimant Type</u>	<u>Claims Paid</u>	<u>Amount Paid</u>	<p>Payments in County</p> <ul style="list-style-type: none"> Resident Loss Both
		Resident of County	25	\$278,300.00	
		Resident and Loss in County	1	\$6,000.00	
		Claim Loss in County	1	\$4,200.00	
Totals:	27	\$288,500.00			
Charlotte (Florida)	261	<u>Claimant Type</u>	<u>Claims Paid</u>	<u>Amount Paid</u>	<p>Payments in County</p> <ul style="list-style-type: none"> Resident Loss Both
		Resident of County	8	\$109,000.00	
		Resident and Loss in County	25	\$948,700.00	
		Claim Loss in County	9	\$71,400.00	
Totals:	42	\$1,129,100.00			
Citrus (Florida)	233	<u>Claimant Type</u>	<u>Claims Paid</u>	<u>Amount Paid</u>	<p>Payments in County</p> <ul style="list-style-type: none"> Resident Loss Both
		Resident of County	24	\$411,000.00	
		Resident and Loss in County	83	\$1,372,600.00	
		Claim Loss in County	7	\$162,700.00	
Totals:	114	\$1,946,300.00			
Clay (Florida)	55	<u>Claimant Type</u>	<u>Claims Paid</u>	<u>Amount Paid</u>	<p>Payments in County</p> <ul style="list-style-type: none"> Resident Loss Both
		Resident of County	5	\$35,200.00	
		Resident and Loss in County	1	\$125,000.00	
		Claim Loss in County	1	\$18,700.00	
Totals:	7	\$178,900.00			
Collier (Florida)	10,660	<u>Claimant Type</u>	<u>Claims Paid</u>	<u>Amount Paid</u>	<p>Payments in County</p> <ul style="list-style-type: none"> Resident Loss Both
		Resident of County	55	\$530,100.00	
		Resident and Loss in County	887	\$9,625,500.00	
		Claim Loss in County	27	\$156,500.00	
Totals:	969	\$10,312,100.00			

GCCF Program Statistics - Overall Summary (as of November 13, 2010, 5:05 PM ET)

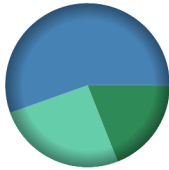
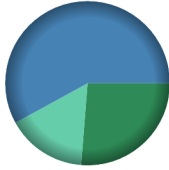
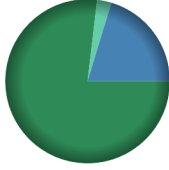

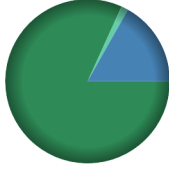
County (Florida)	Total Claims	Claimant Type	Claims Paid	Amount Paid	Payments in County
Columbia (Florida)	23	<u>Claimant Type</u>	<u>Claims Paid</u>	<u>Amount Paid</u>	 <ul style="list-style-type: none"> ■ Resident ■ Both
		Resident of County	4	\$82,700.00	
		Resident and Loss in County	1	\$40,000.00	
		Totals:	5	\$122,700.00	
Dixie (Florida)	32	<u>Claimant Type</u>	<u>Claims Paid</u>	<u>Amount Paid</u>	 <ul style="list-style-type: none"> ■ Resident ■ Loss ■ Both
		Resident of County	1	\$3,000.00	
		Resident and Loss in County	12	\$353,400.00	
		Claim Loss in County	4	\$89,700.00	
Totals:	17	\$446,100.00			
Duval (Florida)	369	<u>Claimant Type</u>	<u>Claims Paid</u>	<u>Amount Paid</u>	 <ul style="list-style-type: none"> ■ Resident ■ Loss ■ Both
		Resident of County	38	\$654,100.00	
		Resident and Loss in County	15	\$1,183,000.00	
		Claim Loss in County	7	\$136,800.00	
Totals:	60	\$1,973,900.00			
Escambia (Florida)	17,575	<u>Claimant Type</u>	<u>Claims Paid</u>	<u>Amount Paid</u>	 <ul style="list-style-type: none"> ■ Resident ■ Loss ■ Both
		Resident of County	1,607	\$17,506,100.00	
		Resident and Loss in County	4,748	\$67,009,400.00	
		Claim Loss in County	1,120	\$14,677,500.00	
Totals:	7,475	\$99,193,000.00			
Flagler (Florida)	29	<u>Claimant Type</u>	<u>Claims Paid</u>	<u>Amount Paid</u>	 <ul style="list-style-type: none"> ■ Resident
		Resident of County	2	\$65,400.00	
		Totals:	2	\$65,400.00	

GCCF Program Statistics - Overall Summary (as of November 13, 2010, 5:05 PM ET)

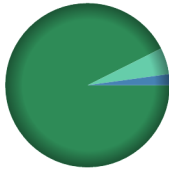


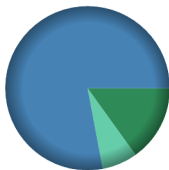
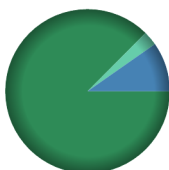
County (Florida)	Total Claims	Claimant Type	Claims Paid	Amount Paid	Payments in County
Franklin (Florida)	2,169	<u>Claimant Type</u>	<u>Claims Paid</u>	<u>Amount Paid</u>	<p>Payments in County</p> <ul style="list-style-type: none"> Resident Loss Both
		Resident of County	39	\$441,100.00	
		Resident and Loss in County	1,155	\$14,075,300.00	
		Claim Loss in County	131	\$1,826,700.00	
		Totals:	1,325	\$16,343,100.00	
Gadsden (Florida)	83	<u>Claimant Type</u>	<u>Claims Paid</u>	<u>Amount Paid</u>	<p>Payments in County</p> <ul style="list-style-type: none"> Resident Loss Both
		Resident of County	9	\$173,900.00	
		Resident and Loss in County	2	\$44,200.00	
		Claim Loss in County	1	\$6,000.00	
		Totals:	12	\$224,100.00	
Gulf (Florida)	1,621	<u>Claimant Type</u>	<u>Claims Paid</u>	<u>Amount Paid</u>	<p>Payments in County</p> <ul style="list-style-type: none"> Resident Loss Both
		Resident of County	109	\$1,201,800.00	
		Resident and Loss in County	428	\$9,107,100.00	
		Claim Loss in County	111	\$1,323,500.00	
		Totals:	648	\$11,632,400.00	
Hardee (Florida)	4	<u>Claimant Type</u>	<u>Claims Paid</u>	<u>Amount Paid</u>	<p>Payments in County</p> <ul style="list-style-type: none"> Resident
		Resident of County	1	\$15,000.00	
		Totals:	1	\$15,000.00	
Hendry (Florida)	79	<u>Claimant Type</u>	<u>Claims Paid</u>	<u>Amount Paid</u>	<p>Payments in County</p> <ul style="list-style-type: none"> Resident
		Resident of County	1	\$24,000.00	
		Totals:	1	\$24,000.00	

GCCF Program Statistics - Overall Summary

(as of November 13, 2010, 5:05 PM ET)

County (Florida)	Total Claims	Claimant Type	Claims Paid	Amount Paid	Payments in County
Hernando (Florida)	157	<u>Claimant Type</u>	<u>Claims Paid</u>	<u>Amount Paid</u>	 <ul style="list-style-type: none"> ■ Resident ■ Loss ■ Both
		Resident of County	22	\$361,500.00	
		Resident and Loss in County	43	\$1,053,100.00	
		Claim Loss in County	17	\$484,800.00	
Totals:	82	\$1,899,400.00			
Hillsborough (Florida)	1,794	<u>Claimant Type</u>	<u>Claims Paid</u>	<u>Amount Paid</u>	 <ul style="list-style-type: none"> ■ Resident ■ Loss ■ Both
		Resident of County	71	\$1,018,200.00	
		Resident and Loss in County	104	\$2,249,800.00	
		Claim Loss in County	38	\$611,800.00	
Totals:	213	\$3,879,800.00			
Holmes (Florida)	463	<u>Claimant Type</u>	<u>Claims Paid</u>	<u>Amount Paid</u>	 <ul style="list-style-type: none"> ■ Resident ■ Loss ■ Both
		Resident of County	116	\$949,700.00	
		Resident and Loss in County	22	\$251,000.00	
		Claim Loss in County	6	\$34,900.00	
Totals:	144	\$1,235,600.00			
Indian River (Florida)	56	<u>Claimant Type</u>	<u>Claims Paid</u>	<u>Amount Paid</u>	 <ul style="list-style-type: none"> ■ Loss ■ Both
		Resident and Loss in County	3	\$157,000.00	
		Claim Loss in County	1	\$65,000.00	
Totals:	4	\$222,000.00			
Jackson (Florida)	386	<u>Claimant Type</u>	<u>Claims Paid</u>	<u>Amount Paid</u>	 <ul style="list-style-type: none"> ■ Resident ■ Loss ■ Both
		Resident of County	39	\$466,500.00	
		Resident and Loss in County	3	\$96,000.00	
		Claim Loss in County	1	\$7,900.00	
Totals:	43	\$570,400.00			

GCCF Program Statistics - Overall Summary (as of November 13, 2010, 5:05 PM ET)

County (Florida)	Total Claims	Claimant Type	Claims Paid	Amount Paid	Payments in County
Jefferson (Florida)	14	<u>Claimant Type</u>	<u>Claims Paid</u>	<u>Amount Paid</u>	 <ul style="list-style-type: none"> ■ Resident ■ Loss ■ Both
		Resident of County	4	\$106,200.00	
		Resident and Loss in County	2	\$2,500.00	
		Claim Loss in County	1	\$6,000.00	
Totals:	7		\$114,700.00		
Lafayette (Florida)	6	<u>Claimant Type</u>	<u>Claims Paid</u>	<u>Amount Paid</u>	 <ul style="list-style-type: none"> ■ Both
		Resident and Loss in County	1	\$226,700.00	
		Totals:	1	\$226,700.00	
Lake (Florida)	60	<u>Claimant Type</u>	<u>Claims Paid</u>	<u>Amount Paid</u>	 <ul style="list-style-type: none"> ■ Resident ■ Both
		Resident of County	9	\$84,100.00	
		Resident and Loss in County	5	\$137,900.00	
		Totals:	14	\$222,000.00	
Lee (Florida)	4,384	<u>Claimant Type</u>	<u>Claims Paid</u>	<u>Amount Paid</u>	 <ul style="list-style-type: none"> ■ Resident ■ Loss ■ Both
		Resident of County	40	\$696,000.00	
		Resident and Loss in County	213	\$3,595,700.00	
		Claim Loss in County	44	\$320,200.00	
Totals:	297	\$4,611,900.00			
Leon (Florida)	573	<u>Claimant Type</u>	<u>Claims Paid</u>	<u>Amount Paid</u>	 <ul style="list-style-type: none"> ■ Resident ■ Loss ■ Both
		Resident of County	103	\$1,909,100.00	
		Resident and Loss in County	7	\$212,600.00	
		Claim Loss in County	5	\$61,800.00	
Totals:	115	\$2,183,500.00			

GCCF Program Statistics - Overall Summary

(as of November 13, 2010, 5:05 PM ET)

County (Florida)	Total Claims	Claimant Type	Claims Paid	Amount Paid	Payments in County
Levy (Florida)	165	<u>Claimant Type</u>	<u>Claims Paid</u>	<u>Amount Paid</u>	<p>Payments in County</p> <ul style="list-style-type: none"> Resident Loss Both
		Resident of County	10	\$229,300.00	
		Resident and Loss in County	72	\$1,904,800.00	
		Claim Loss in County	9	\$241,100.00	
		Totals:	91	\$2,375,200.00	
Liberty (Florida)	59	<u>Claimant Type</u>	<u>Claims Paid</u>	<u>Amount Paid</u>	<p>Payments in County</p> <ul style="list-style-type: none"> Resident Loss Both
		Resident of County	18	\$176,300.00	
		Resident and Loss in County	3	\$36,200.00	
		Claim Loss in County	2	\$49,600.00	
		Totals:	23	\$262,100.00	
Madison (Florida)	10	<u>Claimant Type</u>	<u>Claims Paid</u>	<u>Amount Paid</u>	<p>Payments in County</p> <ul style="list-style-type: none"> Resident Loss
		Resident of County	1	\$2,100.00	
		Claim Loss in County	2	\$21,200.00	
		Totals:	3	\$23,300.00	
		Manatee (Florida)	484	<u>Claimant Type</u>	
Resident of County	22			\$506,300.00	
Resident and Loss in County	51			\$2,093,400.00	
Claim Loss in County	21			\$479,000.00	
Totals:	94			\$3,078,700.00	
Marion (Florida)	80	<u>Claimant Type</u>	<u>Claims Paid</u>	<u>Amount Paid</u>	<p>Payments in County</p> <ul style="list-style-type: none"> Resident Loss Both
		Resident of County	10	\$125,200.00	
		Resident and Loss in County	2	\$29,100.00	
		Claim Loss in County	2	\$59,800.00	
		Totals:	14	\$214,100.00	




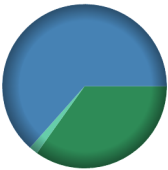
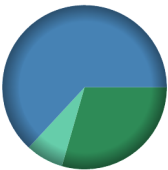
GCCF Program Statistics - Overall Summary

(as of November 13, 2010, 5:05 PM ET)

County (Florida)	Total Claims	Claimant Type	Claims Paid	Amount Paid	Payments in County
Martin (Florida)	36	<u>Claimant Type</u>	<u>Claims Paid</u>	<u>Amount Paid</u>	<ul style="list-style-type: none"> Resident Both
		Resident of County	2	\$27,200.00	
		Resident and Loss in County	5	\$109,500.00	
		Totals:	7	\$136,700.00	
Miami-dade (Florida)	1,879	<u>Claimant Type</u>	<u>Claims Paid</u>	<u>Amount Paid</u>	<ul style="list-style-type: none"> Resident Loss Both
		Resident of County	40	\$562,800.00	
		Resident and Loss in County	30	\$744,600.00	
		Claim Loss in County	13	\$298,100.00	
Totals:	83	\$1,605,500.00			
Monroe (Florida)	4,678	<u>Claimant Type</u>	<u>Claims Paid</u>	<u>Amount Paid</u>	<ul style="list-style-type: none"> Resident Loss Both
		Resident of County	32	\$761,100.00	
		Resident and Loss in County	786	\$19,532,200.00	
		Claim Loss in County	47	\$604,700.00	
Totals:	865	\$20,898,000.00			
Nassau (Florida)	22	<u>Claimant Type</u>	<u>Claims Paid</u>	<u>Amount Paid</u>	<ul style="list-style-type: none"> Resident Loss Both
		Resident of County	3	\$65,200.00	
		Resident and Loss in County	2	\$31,100.00	
		Claim Loss in County	2	\$33,300.00	
Totals:	7	\$129,600.00			
Okaloosa (Florida)	23,584	<u>Claimant Type</u>	<u>Claims Paid</u>	<u>Amount Paid</u>	<ul style="list-style-type: none"> Resident Loss Both
		Resident of County	1,409	\$16,903,600.00	
		Resident and Loss in County	7,698	\$127,313,800.00	
		Claim Loss in County	3,253	\$39,193,400.00	
Totals:	12,360	\$183,410,800.00			

GCCF Program Statistics - Overall Summary

(as of November 13, 2010, 5:05 PM ET)






County (Florida)	Total Claims	Claimant Type	Claims Paid	Amount Paid	Payments in County
Okeechobee (Florida)	7	<u>Claimant Type</u>	<u>Claims Paid</u>	<u>Amount Paid</u>	 <ul style="list-style-type: none"> Loss
		Claim Loss in County	1	\$5,000.00	
		Totals:	1	\$5,000.00	
Orange (Florida)	901	<u>Claimant Type</u>	<u>Claims Paid</u>	<u>Amount Paid</u>	 <ul style="list-style-type: none"> Resident Both
		Resident of County	61	\$829,200.00	
		Resident and Loss in County	7	\$187,700.00	
Totals:	68	\$1,016,900.00			
Osceola (Florida)	62	<u>Claimant Type</u>	<u>Claims Paid</u>	<u>Amount Paid</u>	 <ul style="list-style-type: none"> Resident
		Resident of County	4	\$33,600.00	
		Totals:	4	\$33,600.00	
Palm Beach (Florida)	468	<u>Claimant Type</u>	<u>Claims Paid</u>	<u>Amount Paid</u>	 <ul style="list-style-type: none"> Resident Loss Both
		Resident of County	19	\$250,000.00	
		Resident and Loss in County	9	\$455,500.00	
Claim Loss in County	2	\$12,200.00			
Totals:	30	\$717,700.00			
Pasco (Florida)	512	<u>Claimant Type</u>	<u>Claims Paid</u>	<u>Amount Paid</u>	 <ul style="list-style-type: none"> Resident Loss Both
		Resident of County	74	\$1,199,300.00	
		Resident and Loss in County	97	\$2,571,700.00	
Claim Loss in County	19	\$302,600.00			
Totals:	190	\$4,073,600.00			

GCCF Program Statistics - Overall Summary

(as of November 13, 2010, 5:05 PM ET)

County (Florida)	Total Claims	Claimant Type	Claims Paid	Amount Paid	Payments in County
Pinellas (Florida)	3,684	<u>Claimant Type</u>	<u>Claims Paid</u>	<u>Amount Paid</u>	
		Resident of County	53	\$1,440,200.00	
		Resident and Loss in County	554	\$9,543,600.00	
		Claim Loss in County	114	\$1,701,300.00	
		Totals:	721	\$12,685,100.00	
Polk (Florida)	308	<u>Claimant Type</u>	<u>Claims Paid</u>	<u>Amount Paid</u>	
		Resident of County	13	\$183,600.00	
		Resident and Loss in County	5	\$145,000.00	
		Claim Loss in County	1	\$9,200.00	
		Totals:	19	\$337,800.00	
Putnam (Florida)	13	<u>Claimant Type</u>	<u>Claims Paid</u>	<u>Amount Paid</u>	
		Resident and Loss in County	2	\$51,500.00	
		Totals:	2	\$51,500.00	
Santa Rosa (Florida)	8,180	<u>Claimant Type</u>	<u>Claims Paid</u>	<u>Amount Paid</u>	
		Resident of County	994	\$10,963,700.00	
		Resident and Loss in County	1,815	\$35,487,900.00	
		Claim Loss in County	1,267	\$14,370,200.00	
		Totals:	4,076	\$60,821,800.00	
Sarasota (Florida)	438	<u>Claimant Type</u>	<u>Claims Paid</u>	<u>Amount Paid</u>	
		Resident of County	14	\$138,100.00	
		Resident and Loss in County	36	\$1,266,100.00	
		Claim Loss in County	9	\$131,500.00	
		Totals:	59	\$1,535,700.00	

GCCF Program Statistics - Overall Summary (as of November 13, 2010, 5:05 PM ET)

County (Florida)	Total Claims	Claimant Type	Claims Paid	Amount Paid	Payments in County
Seminole (Florida)	94	<u>Claimant Type</u>	<u>Claims Paid</u>	<u>Amount Paid</u>	Payments in County  <ul style="list-style-type: none"> Resident
		Resident of County	13	\$189,300.00	
		Totals:	13	\$189,300.00	
St. Johns (Florida)	53	<u>Claimant Type</u>	<u>Claims Paid</u>	<u>Amount Paid</u>	Payments in County  <ul style="list-style-type: none"> Resident Both
		Resident of County	8	\$154,900.00	
		Resident and Loss in County	4	\$76,500.00	
Totals:	12	\$231,400.00			
St. Lucie (Florida)	126	<u>Claimant Type</u>	<u>Claims Paid</u>	<u>Amount Paid</u>	Payments in County  <ul style="list-style-type: none"> Resident Both
		Resident of County	4	\$76,500.00	
		Resident and Loss in County	3	\$65,000.00	
Totals:	7	\$141,500.00			
Sumter (Florida)	17	<u>Claimant Type</u>	<u>Claims Paid</u>	<u>Amount Paid</u>	Payments in County  <ul style="list-style-type: none"> Resident
		Resident of County	8	\$169,100.00	
		Totals:	8	\$169,100.00	
Suwannee (Florida)	13	<u>Claimant Type</u>	<u>Claims Paid</u>	<u>Amount Paid</u>	Payments in County  <ul style="list-style-type: none"> Resident
		Resident of County	1	\$3,200.00	
		Totals:	1	\$3,200.00	

GCCF Program Statistics - Overall Summary

(as of November 13, 2010, 5:05 PM ET)

County (Florida)	Total Claims	Claimant Type	Claims Paid	Amount Paid	Payments in County
Taylor (Florida)	73	<u>Claimant Type</u>	<u>Claims Paid</u>	<u>Amount Paid</u>	
		Resident of County	8	\$298,200.00	
		Resident and Loss in County	35	\$1,301,600.00	
		Claim Loss in County	1	\$4,800.00	
Totals:	44	\$1,604,600.00			
Unknown (Florida)	173	<u>Claimant Type</u>	<u>Claims Paid</u>	<u>Amount Paid</u>	
		Resident of County	36	\$765,500.00	
		Totals:	36	\$765,500.00	
Volusia (Florida)	92	<u>Claimant Type</u>	<u>Claims Paid</u>	<u>Amount Paid</u>	
		Resident of County	7	\$190,500.00	
		Resident and Loss in County	4	\$482,000.00	
		Claim Loss in County	3	\$33,800.00	
Totals:	14	\$706,300.00			
Wakulla (Florida)	579	<u>Claimant Type</u>	<u>Claims Paid</u>	<u>Amount Paid</u>	
		Resident of County	34	\$835,800.00	
		Resident and Loss in County	295	\$6,540,900.00	
		Claim Loss in County	29	\$727,500.00	
Totals:	358	\$8,104,200.00			
Walton (Florida)	11,094	<u>Claimant Type</u>	<u>Claims Paid</u>	<u>Amount Paid</u>	
		Resident of County	987	\$17,114,300.00	
		Resident and Loss in County	2,999	\$51,350,600.00	
		Claim Loss in County	2,237	\$24,290,800.00	
Totals:	6,223	\$92,755,700.00			

GCCF Program Statistics - Overall Summary (as of November 13, 2010, 5:05 PM ET)


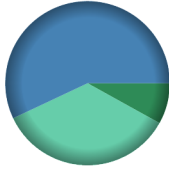

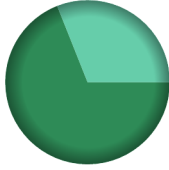
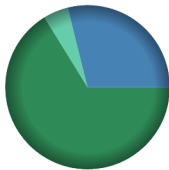
County	Total Claims	Claimant Type	Claims Paid	Amount Paid	Payments in County
Washington (Florida)	1,016	<u>Claimant Type</u>	<u>Claims Paid</u>	<u>Amount Paid</u>	<p>Payments in County</p> <ul style="list-style-type: none"> Resident Loss Both
		Resident of County	234	\$2,044,800.00	
		Resident and Loss in County	43	\$448,000.00	
		Claim Loss in County	7	\$63,500.00	
		Totals:	284	\$2,556,300.00	
Acadia (Louisiana)	130	<u>Claimant Type</u>	<u>Claims Paid</u>	<u>Amount Paid</u>	<p>Payments in County</p> <ul style="list-style-type: none"> Resident Loss Both
		Resident of County	13	\$288,000.00	
		Resident and Loss in County	9	\$339,100.00	
		Claim Loss in County	5	\$74,900.00	
		Totals:	27	\$702,000.00	
Allen (Louisiana)	51	<u>Claimant Type</u>	<u>Claims Paid</u>	<u>Amount Paid</u>	<p>Payments in County</p> <ul style="list-style-type: none"> Resident Loss
		Resident of County	1	\$30,000.00	
		Claim Loss in County	2	\$38,600.00	
		Totals:	3	\$68,600.00	
Ascension (Louisiana)	1,349	<u>Claimant Type</u>	<u>Claims Paid</u>	<u>Amount Paid</u>	<p>Payments in County</p> <ul style="list-style-type: none"> Resident Loss Both
		Resident of County	49	\$646,500.00	
		Resident and Loss in County	12	\$314,500.00	
		Claim Loss in County	2	\$20,900.00	
		Totals:	63	\$981,900.00	
Assumption (Louisiana)	848	<u>Claimant Type</u>	<u>Claims Paid</u>	<u>Amount Paid</u>	<p>Payments in County</p> <ul style="list-style-type: none"> Resident Loss Both
		Resident of County	34	\$673,500.00	
		Resident and Loss in County	93	\$1,222,200.00	
		Claim Loss in County	8	\$123,200.00	
		Totals:	135	\$2,018,900.00	

GCCF Program Statistics - Overall Summary (as of November 13, 2010, 5:05 PM ET)

Parish (Louisiana)	Total Claims	Claimant Type	Claims Paid	Amount Paid	Payments in County
Avoyelles (Louisiana)	115	<u>Claimant Type</u>	<u>Claims Paid</u>	<u>Amount Paid</u>	
		Resident of County	12	\$137,200.00	
		Resident and Loss in County	13	\$683,400.00	
		Claim Loss in County	2	\$38,200.00	
Totals:	27	\$858,800.00			
Beauregard (Louisiana)	24	<u>Claimant Type</u>	<u>Claims Paid</u>	<u>Amount Paid</u>	
		Resident of County	3	\$135,200.00	
		Resident and Loss in County	4	\$76,000.00	
		Totals:	7	\$211,200.00	
Bossier (Louisiana)	53	<u>Claimant Type</u>	<u>Claims Paid</u>	<u>Amount Paid</u>	
		Resident of County	5	\$62,500.00	
		Totals:	5	\$62,500.00	
Caddo (Louisiana)	143	<u>Claimant Type</u>	<u>Claims Paid</u>	<u>Amount Paid</u>	
		Resident of County	14	\$133,200.00	
		Totals:	14	\$133,200.00	
Calcasieu (Louisiana)	806	<u>Claimant Type</u>	<u>Claims Paid</u>	<u>Amount Paid</u>	
		Resident of County	119	\$3,063,400.00	
		Resident and Loss in County	95	\$2,283,200.00	
		Claim Loss in County	25	\$517,500.00	
		Totals:	239	\$5,864,100.00	

GCCF Program Statistics - Overall Summary

(as of November 13, 2010, 5:05 PM ET)

County (Louisiana)	Total Claims	Claimant Type	Claims Paid	Amount Paid	Payments in County
Caldwell	7	<u>Claimant Type</u>	<u>Claims Paid</u>	<u>Amount Paid</u>	Payments in County  <ul style="list-style-type: none"> Resident
		Resident of County	2	\$7,300.00	
		Totals:	2	\$7,300.00	
Cameron	349	<u>Claimant Type</u>	<u>Claims Paid</u>	<u>Amount Paid</u>	Payments in County  <ul style="list-style-type: none"> Resident Loss Both
		Resident of County	20	\$514,400.00	
		Resident and Loss in County	132	\$3,634,800.00	
		Claim Loss in County	86	\$2,226,900.00	
		Totals:	238	\$6,376,100.00	
Claiborne	5	<u>Claimant Type</u>	<u>Claims Paid</u>	<u>Amount Paid</u>	Payments in County  <ul style="list-style-type: none"> Loss
		Claim Loss in County	1	\$80,400.00	
		Totals:	1	\$80,400.00	
Concordia	46	<u>Claimant Type</u>	<u>Claims Paid</u>	<u>Amount Paid</u>	Payments in County  <ul style="list-style-type: none"> Resident Both
		Resident of County	3	\$155,700.00	
		Resident and Loss in County	2	\$70,000.00	
		Totals:	5	\$225,700.00	
E. Baton Rouge	3,374	<u>Claimant Type</u>	<u>Claims Paid</u>	<u>Amount Paid</u>	Payments in County  <ul style="list-style-type: none"> Resident Loss Both
		Resident of County	190	\$3,116,300.00	
		Resident and Loss in County	48	\$1,359,500.00	
		Claim Loss in County	15	\$229,800.00	
		Totals:	253	\$4,705,600.00	

GCCF Program Statistics - Overall Summary (as of November 13, 2010, 5:05 PM ET)

Parish (Louisiana)	Count	Claimant Type	Claims Paid	Amount Paid	Payments in County
E. Feliciana (Louisiana)	49	<u>Claimant Type</u>	<u>Claims Paid</u>	<u>Amount Paid</u>	
		Resident of County	1	\$14,000.00	
		Resident and Loss in County	3	\$115,000.00	
		Claim Loss in County	1	\$20,000.00	
Totals:	5	\$149,000.00			
Evangeline (Louisiana)	63	<u>Claimant Type</u>	<u>Claims Paid</u>	<u>Amount Paid</u>	
		Resident of County	5	\$103,900.00	
		Resident and Loss in County	4	\$70,300.00	
		Totals:	9	\$174,200.00	
Franklin (Louisiana)	9	<u>Claimant Type</u>	<u>Claims Paid</u>	<u>Amount Paid</u>	
		Resident of County	3	\$35,200.00	
		Totals:	3	\$35,200.00	
Grant (Louisiana)	17	<u>Claimant Type</u>	<u>Claims Paid</u>	<u>Amount Paid</u>	
		Resident of County	1	\$15,500.00	
		Claim Loss in County	1	\$10,000.00	
		Totals:	2	\$25,500.00	
Iberia (Louisiana)	1,273	<u>Claimant Type</u>	<u>Claims Paid</u>	<u>Amount Paid</u>	
		Resident of County	125	\$3,503,500.00	
		Resident and Loss in County	269	\$6,417,200.00	
		Claim Loss in County	122	\$2,776,500.00	
		Totals:	516	\$12,697,200.00	

GCCF Program Statistics - Overall Summary (as of November 13, 2010, 5:05 PM ET)

County (Louisiana)	Total Claims	Claimant Type	Claims Paid	Amount Paid	Payments in County
Iberville (Louisiana)	324	<u>Claimant Type</u>	<u>Claims Paid</u>	<u>Amount Paid</u>	<ul style="list-style-type: none"> Resident Loss Both
		Resident of County	12	\$275,000.00	
		Resident and Loss in County	54	\$856,200.00	
		Claim Loss in County	7	\$153,400.00	
		Totals:	73	\$1,284,600.00	
Jackson (Louisiana)	3	<u>Claimant Type</u>	<u>Claims Paid</u>	<u>Amount Paid</u>	<ul style="list-style-type: none"> Resident Both
		Resident of County	1	\$18,600.00	
		Resident and Loss in County	1	\$4,500.00	
		Totals:	2	\$23,100.00	
		Jefferson (Louisiana)	57,919	<u>Claimant Type</u>	
Resident of County	3,788			\$44,468,300.00	
Resident and Loss in County	7,003			\$100,562,900.00	
Claim Loss in County	2,815			\$31,796,400.00	
Totals:	13,606			\$176,827,600.00	
Jefferson Davis (Louisiana)	57	<u>Claimant Type</u>	<u>Claims Paid</u>	<u>Amount Paid</u>	<ul style="list-style-type: none"> Resident Loss Both
		Resident of County	6	\$56,100.00	
		Resident and Loss in County	9	\$234,300.00	
		Claim Loss in County	2	\$65,000.00	
		Totals:	17	\$355,400.00	
Lafayette (Louisiana)	1,638	<u>Claimant Type</u>	<u>Claims Paid</u>	<u>Amount Paid</u>	<ul style="list-style-type: none"> Resident Loss Both
		Resident of County	218	\$5,715,900.00	
		Resident and Loss in County	141	\$3,839,400.00	
		Claim Loss in County	89	\$2,152,800.00	
		Totals:	448	\$11,708,100.00	

GCCF Program Statistics - Overall Summary (as of November 13, 2010, 5:05 PM ET)


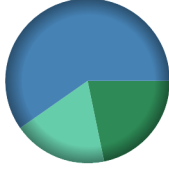

Parish (Louisiana)	Total Claims	Claimant Type	Claims Paid	Amount Paid	Payments in County
Lafourche (Louisiana)	3,850	<u>Claimant Type</u>	<u>Claims Paid</u>	<u>Amount Paid</u>	
		Resident of County	222	\$3,962,300.00	
		Resident and Loss in County	1,064	\$35,391,200.00	
		Claim Loss in County	332	\$5,573,000.00	
Totals:	1,618	\$44,926,500.00			
Lincoln (Louisiana)	29	<u>Claimant Type</u>	<u>Claims Paid</u>	<u>Amount Paid</u>	
		Resident of County	4	\$133,100.00	
		Totals:	4	\$133,100.00	
Livingston (Louisiana)	434	<u>Claimant Type</u>	<u>Claims Paid</u>	<u>Amount Paid</u>	
		Resident of County	47	\$1,033,500.00	
		Resident and Loss in County	22	\$861,500.00	
		Claim Loss in County	6	\$96,700.00	
Totals:	75	\$1,991,700.00			
Madison (Louisiana)	8	<u>Claimant Type</u>	<u>Claims Paid</u>	<u>Amount Paid</u>	
		Resident of County	1	\$16,200.00	
		Totals:	1	\$16,200.00	
Natchitoches (Louisiana)	25	<u>Claimant Type</u>	<u>Claims Paid</u>	<u>Amount Paid</u>	
		Resident of County	3	\$66,100.00	
		Resident and Loss in County	3	\$55,400.00	
		Totals:	6	\$121,500.00	

GCCF Program Statistics - Overall Summary (as of November 13, 2010, 5:05 PM ET)

Parish (Louisiana)	Total Claims	Claimant Type	Claims Paid	Amount Paid	Payments in County
Orleans (Louisiana)	64,253	<u>Claimant Type</u>	<u>Claims Paid</u>	<u>Amount Paid</u>	
		Resident of County	2,327	\$22,654,300.00	
		Resident and Loss in County	11,328	\$121,074,200.00	
		Claim Loss in County	4,421	\$50,958,600.00	
Totals:		18,076	\$194,687,100.00		
Ouachita (Louisiana)	129	<u>Claimant Type</u>	<u>Claims Paid</u>	<u>Amount Paid</u>	
		Resident of County	25	\$344,500.00	
		Resident and Loss in County	4	\$104,600.00	
		Totals:		29	
Plaquemines (Louisiana)	5,056	<u>Claimant Type</u>	<u>Claims Paid</u>	<u>Amount Paid</u>	
		Resident of County	163	\$4,595,400.00	
		Resident and Loss in County	1,128	\$61,114,400.00	
		Claim Loss in County	684	\$18,726,600.00	
Totals:		1,975	\$84,436,400.00		
Pointe Coupee (Louisiana)	47	<u>Claimant Type</u>	<u>Claims Paid</u>	<u>Amount Paid</u>	
		Resident of County	4	\$120,800.00	
		Resident and Loss in County	2	\$30,000.00	
		Totals:		6	
Rapides (Louisiana)	214	<u>Claimant Type</u>	<u>Claims Paid</u>	<u>Amount Paid</u>	
		Resident of County	20	\$357,800.00	
		Resident and Loss in County	6	\$313,200.00	
		Totals:		26	

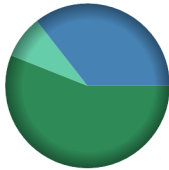
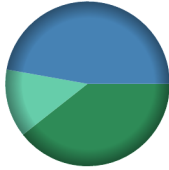
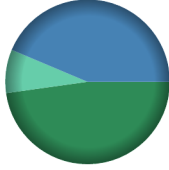
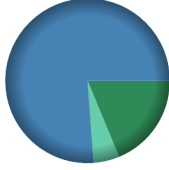
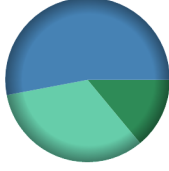
GCCF Program Statistics - Overall Summary

(as of November 13, 2010, 5:05 PM ET)

County (Louisiana)	Total Claims	Claimant Type	Claims Paid	Amount Paid	Payments in County
Richland	6	<u>Claimant Type</u>	<u>Claims Paid</u>	<u>Amount Paid</u>	Payments in County  <ul style="list-style-type: none"> Resident
		Resident of County	3	\$114,400.00	
		Totals:	3	\$114,400.00	
		Sabine	12	<u>Claimant Type</u>	
Resident of County	1			\$16,800.00	
Totals:	1			\$16,800.00	
St. Bernard	5,525			<u>Claimant Type</u>	<u>Claims Paid</u>
		Resident of County	497	\$5,912,400.00	
		Resident and Loss in County	871	\$24,248,400.00	
		Claim Loss in County	272	\$5,443,300.00	
		Totals:	1,640	\$35,604,100.00	
St. Charles	4,200	<u>Claimant Type</u>	<u>Claims Paid</u>	<u>Amount Paid</u>	Payments in County  <ul style="list-style-type: none"> Resident Loss Both
		Resident of County	285	\$2,867,200.00	
		Resident and Loss in County	367	\$7,863,400.00	
		Claim Loss in County	202	\$2,437,000.00	
		Totals:	854	\$13,167,600.00	
St. Helena	68	<u>Claimant Type</u>	<u>Claims Paid</u>	<u>Amount Paid</u>	Payments in County  <ul style="list-style-type: none"> Resident Loss
		Resident of County	3	\$50,500.00	
		Claim Loss in County	1	\$25,000.00	
		Totals:	4	\$75,500.00	

GCCF Program Statistics - Overall Summary

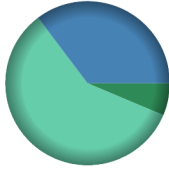



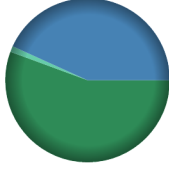
(as of November 13, 2010, 5:05 PM ET)

Parish (Louisiana)	Total Claims	Claimant Type	Claims Paid	Amount Paid	Payments in County
St. James (Louisiana)	1,226	<u>Claimant Type</u>	<u>Claims Paid</u>	<u>Amount Paid</u>	 <ul style="list-style-type: none"> ■ Resident ■ Loss ■ Both
		Resident of County	27	\$358,200.00	
		Resident and Loss in County	10	\$227,400.00	
		Claim Loss in County	2	\$53,800.00	
Totals:	39	\$639,400.00			
St. John The Baptist (Louisiana)	5,356	<u>Claimant Type</u>	<u>Claims Paid</u>	<u>Amount Paid</u>	 <ul style="list-style-type: none"> ■ Resident ■ Loss ■ Both
		Resident of County	279	\$2,301,800.00	
		Resident and Loss in County	197	\$2,757,700.00	
		Claim Loss in County	78	\$782,900.00	
Totals:	554	\$5,842,400.00			
St. Landry (Louisiana)	237	<u>Claimant Type</u>	<u>Claims Paid</u>	<u>Amount Paid</u>	 <ul style="list-style-type: none"> ■ Resident ■ Loss ■ Both
		Resident of County	24	\$583,400.00	
		Resident and Loss in County	18	\$532,700.00	
		Claim Loss in County	4	\$104,300.00	
Totals:	46	\$1,220,400.00			
St. Martin (Louisiana)	689	<u>Claimant Type</u>	<u>Claims Paid</u>	<u>Amount Paid</u>	 <ul style="list-style-type: none"> ■ Resident ■ Loss ■ Both
		Resident of County	58	\$1,106,200.00	
		Resident and Loss in County	220	\$4,496,150.00	
		Claim Loss in County	22	\$300,200.00	
Totals:	300	\$5,902,550.00			
St. Mary (Louisiana)	1,783	<u>Claimant Type</u>	<u>Claims Paid</u>	<u>Amount Paid</u>	 <ul style="list-style-type: none"> ■ Resident ■ Loss ■ Both
		Resident of County	115	\$2,415,600.00	
		Resident and Loss in County	370	\$9,161,800.00	
		Claim Loss in County	198	\$5,718,200.00	
Totals:	683	\$17,295,600.00			

GCCF Program Statistics - Overall Summary (as of November 13, 2010, 5:05 PM ET)





County (Louisiana)	Total Claims	Claimant Type	Claims Paid	Amount Paid	Payments in County
St. Tammany	8,029	<u>Claimant Type</u>	<u>Claims Paid</u>	<u>Amount Paid</u>	
		Resident of County	707	\$10,976,400.00	
		Resident and Loss in County	1,264	\$24,116,400.00	
		Claim Loss in County	394	\$5,424,865.00	
Totals:	2,365	\$40,517,665.00			
Tangipahoa	1,941	<u>Claimant Type</u>	<u>Claims Paid</u>	<u>Amount Paid</u>	
		Resident of County	134	\$2,579,000.00	
		Resident and Loss in County	99	\$2,091,200.00	
		Claim Loss in County	23	\$737,700.00	
Totals:	256	\$5,407,900.00			
Terrebonne	6,331	<u>Claimant Type</u>	<u>Claims Paid</u>	<u>Amount Paid</u>	
		Resident of County	192	\$3,803,100.00	
		Resident and Loss in County	2,208	\$58,383,200.00	
		Claim Loss in County	416	\$9,274,900.00	
Totals:	2,816	\$71,461,200.00			
Union	9	<u>Claimant Type</u>	<u>Claims Paid</u>	<u>Amount Paid</u>	
		Resident of County	2	\$95,500.00	
		Resident and Loss in County	1	\$40,800.00	
Totals:	3	\$136,300.00			
Unknown	306	<u>Claimant Type</u>	<u>Claims Paid</u>	<u>Amount Paid</u>	
		Resident of County	54	\$1,005,700.00	
Totals:	54	\$1,005,700.00			

GCCF Program Statistics - Overall Summary (as of November 13, 2010, 5:05 PM ET)

County (Louisiana)	Total Claims	Claimant Type	Claims Paid	Amount Paid	Payments in County
Vermilion	1,286	<u>Claimant Type</u>	<u>Claims Paid</u>	<u>Amount Paid</u>	 <ul style="list-style-type: none"> ■ Resident ■ Loss ■ Both
		Resident of County	114	\$2,431,400.00	
		Resident and Loss in County	576	\$13,488,900.00	
		Claim Loss in County	171	\$22,314,800.00	
Totals:	861	\$38,235,100.00			
Vernon	19	<u>Claimant Type</u>	<u>Claims Paid</u>	<u>Amount Paid</u>	 <ul style="list-style-type: none"> ■ Resident ■ Loss
		Resident of County	1	\$10,000.00	
		Claim Loss in County	3	\$124,000.00	
Totals:	4	\$134,000.00			
W. Baton Rouge	143	<u>Claimant Type</u>	<u>Claims Paid</u>	<u>Amount Paid</u>	 <ul style="list-style-type: none"> ■ Loss ■ Both
		Resident and Loss in County	2	\$41,900.00	
		Claim Loss in County	1	\$3,700.00	
Totals:	3	\$45,600.00			
W. Feliciana	26	<u>Claimant Type</u>	<u>Claims Paid</u>	<u>Amount Paid</u>	 <ul style="list-style-type: none"> ■ Resident
		Resident of County	1	\$8,000.00	
Totals:	1	\$8,000.00			
Washington	357	<u>Claimant Type</u>	<u>Claims Paid</u>	<u>Amount Paid</u>	 <ul style="list-style-type: none"> ■ Resident ■ Loss ■ Both
		Resident of County	29	\$723,300.00	
		Resident and Loss in County	14	\$561,600.00	
		Claim Loss in County	2	\$15,000.00	
Totals:	45	\$1,299,900.00			

GCCF Program Statistics - Overall Summary

(as of November 13, 2010, 5:05 PM ET)

County	Total Claims	Claimant Type	Claims Paid	Amount Paid	Payments in County
Webster (Louisiana)	11	<u>Claimant Type</u>	<u>Claims Paid</u>	<u>Amount Paid</u>	Payments in County  Resident
		Resident of County	1	\$91,000.00	
		Totals:	1	\$91,000.00	
Alcorn (Mississippi)	5	<u>Claimant Type</u>	<u>Claims Paid</u>	<u>Amount Paid</u>	Payments in County  Resident
		Resident of County	1	\$1,500.00	
		Totals:	1	\$1,500.00	
Amite (Mississippi)	26	<u>Claimant Type</u>	<u>Claims Paid</u>	<u>Amount Paid</u>	Payments in County  Resident
		Resident of County	1	\$22,100.00	
		Totals:	1	\$22,100.00	
Bolivar (Mississippi)	8	<u>Claimant Type</u>	<u>Claims Paid</u>	<u>Amount Paid</u>	Payments in County  Resident
		Resident of County	1	\$2,100.00	
		Totals:	1	\$2,100.00	
Calhoun (Mississippi)	4	<u>Claimant Type</u>	<u>Claims Paid</u>	<u>Amount Paid</u>	Payments in County  Resident
		Resident of County	1	\$55,000.00	
		Totals:	1	\$55,000.00	

GCCF Program Statistics - Overall Summary (as of November 13, 2010, 5:05 PM ET)

County	Count	Claimant Type	Claims Paid	Amount Paid	Payments in County
Chickasaw (Mississippi)	1	Resident of County	1	\$6,000.00	 ■ Resident
		Totals:	1	\$6,000.00	
Claiborne (Mississippi)	11	Resident of County	1	\$17,600.00	 ■ Resident
		Totals:	1	\$17,600.00	
Clarke (Mississippi)	63	Resident of County	4	\$112,900.00	 ■ Resident
		Totals:	4	\$112,900.00	
Coahoma (Mississippi)	4	Resident of County	1	\$35,000.00	 ■ Resident
		Totals:	1	\$35,000.00	
Copiah (Mississippi)	28	Resident of County	1	\$20,000.00	 ■ Resident
		Totals:	1	\$20,000.00	

GCCF Program Statistics - Overall Summary

(as of November 13, 2010, 5:05 PM ET)


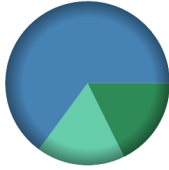

County (Mississippi)	Total Claims	Claimant Type	Claims Paid	Amount Paid	Payments in County
Covington	105	<u>Claimant Type</u>	<u>Claims Paid</u>	<u>Amount Paid</u>	<ul style="list-style-type: none"> Resident Both
		Resident of County	2	\$39,400.00	
		Resident and Loss in County	1	\$1,000.00	
		Totals:	3	\$40,400.00	
Desoto	45	<u>Claimant Type</u>	<u>Claims Paid</u>	<u>Amount Paid</u>	<ul style="list-style-type: none"> Resident
		Resident of County	17	\$200,100.00	
		Totals:	17	\$200,100.00	
		Forrest	900	<u>Claimant Type</u>	
Resident of County	52			\$698,500.00	
Resident and Loss in County	15			\$433,500.00	
Claim Loss in County	4			\$21,200.00	
Totals:	71			\$1,153,200.00	
Franklin	13	<u>Claimant Type</u>	<u>Claims Paid</u>	<u>Amount Paid</u>	<ul style="list-style-type: none"> Resident Loss
		Resident of County	1	\$7,500.00	
		Claim Loss in County	1	\$14,600.00	
		Totals:	2	\$22,100.00	
George	463	<u>Claimant Type</u>	<u>Claims Paid</u>	<u>Amount Paid</u>	<ul style="list-style-type: none"> Resident Loss Both
		Resident of County	59	\$866,800.00	
		Resident and Loss in County	24	\$731,000.00	
		Claim Loss in County	7	\$135,200.00	
		Totals:	90	\$1,733,000.00	

GCCF Program Statistics - Overall Summary

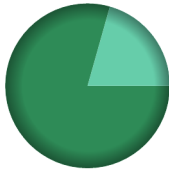


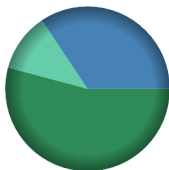

(as of November 13, 2010, 5:05 PM ET)

County (Mississippi)	Total Claims	Claimant Type	Claims Paid	Amount Paid	Payments in County
Greene	117	<u>Claimant Type</u>	<u>Claims Paid</u>	<u>Amount Paid</u>	
		Resident of County	6	\$60,800.00	
		Resident and Loss in County	5	\$31,900.00	
		Totals:	11	\$92,700.00	
Hancock	3,344	<u>Claimant Type</u>	<u>Claims Paid</u>	<u>Amount Paid</u>	
		Resident of County	194	\$2,749,200.00	
		Resident and Loss in County	756	\$16,115,800.00	
		Claim Loss in County	143	\$2,392,400.00	
Totals:	1,093	\$21,257,400.00			
Harrison	25,126	<u>Claimant Type</u>	<u>Claims Paid</u>	<u>Amount Paid</u>	
		Resident of County	583	\$8,132,236.50	
		Resident and Loss in County	5,469	\$79,185,500.00	
		Claim Loss in County	1,010	\$12,800,600.00	
Totals:	7,062	\$100,118,336.50			
Hinds	228	<u>Claimant Type</u>	<u>Claims Paid</u>	<u>Amount Paid</u>	
		Resident of County	19	\$272,400.00	
		Resident and Loss in County	2	\$18,200.00	
		Claim Loss in County	4	\$74,000.00	
Totals:	25	\$364,600.00			
Humphreys	4	<u>Claimant Type</u>	<u>Claims Paid</u>	<u>Amount Paid</u>	
		Resident of County	1	\$9,300.00	
		Claim Loss in County	1	\$28,000.00	
		Totals:	2	\$37,300.00	

GCCF Program Statistics - Overall Summary (as of November 13, 2010, 5:05 PM ET)

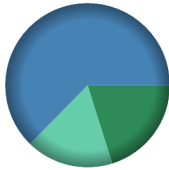

County (Mississippi)	Total Claims	Claimant Type	Claims Paid	Amount Paid	Payments in County
Itawamba	1	<u>Claimant Type</u>	<u>Claims Paid</u>	<u>Amount Paid</u>	Payments in County  <ul style="list-style-type: none"> Resident
		Resident of County	1	\$6,000.00	
		Totals:	1	\$6,000.00	
Jackson	11,970	<u>Claimant Type</u>	<u>Claims Paid</u>	<u>Amount Paid</u>	Payments in County  <ul style="list-style-type: none"> Resident Loss Both
		Resident of County	717	\$8,470,400.00	
		Resident and Loss in County	1,565	\$31,053,300.00	
		Claim Loss in County	593	\$8,309,200.00	
Totals:	2,875	\$47,832,900.00			
Jasper	78	<u>Claimant Type</u>	<u>Claims Paid</u>	<u>Amount Paid</u>	Payments in County  <ul style="list-style-type: none"> Resident Both
		Resident of County	1	\$18,400.00	
		Resident and Loss in County	1	\$25,500.00	
Totals:	2	\$43,900.00			
Jefferson	32	<u>Claimant Type</u>	<u>Claims Paid</u>	<u>Amount Paid</u>	Payments in County  <ul style="list-style-type: none"> Resident
		Resident of County	1	\$12,500.00	
		Totals:	1	\$12,500.00	
Jefferson Davis	138	<u>Claimant Type</u>	<u>Claims Paid</u>	<u>Amount Paid</u>	Payments in County  <ul style="list-style-type: none"> Resident
		Resident of County	2	\$27,200.00	
		Totals:	2	\$27,200.00	

GCCF Program Statistics - Overall Summary (as of November 13, 2010, 5:05 PM ET)

County	Total Claims	Claimant Type	Claims Paid	Amount Paid	Payments in County	
Jones (Mississippi)	167	<u>Claimant Type</u>	<u>Claims Paid</u>	<u>Amount Paid</u>	Payments in County 	
		Resident of County	12	\$192,400.00		Resident
		Resident and Loss in County	1	\$50,000.00		Both
		Totals:	13	\$242,400.00		
Kemper (Mississippi)	6	<u>Claimant Type</u>	<u>Claims Paid</u>	<u>Amount Paid</u>	Payments in County 	
		Claim Loss in County	2	\$108,800.00		Loss
		Totals:	2	\$108,800.00		
Lafayette (Mississippi)	18	<u>Claimant Type</u>	<u>Claims Paid</u>	<u>Amount Paid</u>	Payments in County 	
		Resident of County	8	\$88,700.00		Resident
		Totals:	8	\$88,700.00		
Lamar (Mississippi)	170	<u>Claimant Type</u>	<u>Claims Paid</u>	<u>Amount Paid</u>	Payments in County 	
		Resident of County	12	\$160,800.00		Resident
		Resident and Loss in County	3	\$102,000.00		Loss
		Claim Loss in County	2	\$34,000.00		Both
		Totals:	17	\$296,800.00		
Lauderdale (Mississippi)	82	<u>Claimant Type</u>	<u>Claims Paid</u>	<u>Amount Paid</u>	Payments in County 	
		Resident of County	15	\$162,400.00		Resident
		Totals:	15	\$162,400.00		


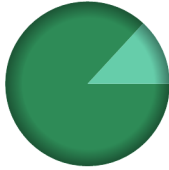
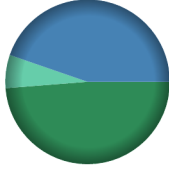


GCCF Program Statistics - Overall Summary

(as of November 13, 2010, 5:05 PM ET)


County	Total Claims	Claimant Type	Claims Paid	Amount Paid	Payments in County
Lawrence (Mississippi)	95	<u>Claimant Type</u>	<u>Claims Paid</u>	<u>Amount Paid</u>	Payments in County  <ul style="list-style-type: none"> ■ Resident ■ Loss ■ Both
		Resident of County	2	\$21,700.00	
		Resident and Loss in County	5	\$67,500.00	
		Claim Loss in County	2	\$18,500.00	
Totals:	9	\$107,700.00			
Leake (Mississippi)	15	<u>Claimant Type</u>	<u>Claims Paid</u>	<u>Amount Paid</u>	Payments in County  <ul style="list-style-type: none"> ■ Resident
		Resident of County	2	\$63,000.00	
		Totals:	2	\$63,000.00	
Lee (Mississippi)	23	<u>Claimant Type</u>	<u>Claims Paid</u>	<u>Amount Paid</u>	Payments in County  <ul style="list-style-type: none"> ■ Resident
		Resident of County	9	\$92,000.00	
		Totals:	9	\$92,000.00	
Leflore (Mississippi)	9	<u>Claimant Type</u>	<u>Claims Paid</u>	<u>Amount Paid</u>	Payments in County  <ul style="list-style-type: none"> ■ Resident
		Resident of County	1	\$7,800.00	
		Totals:	1	\$7,800.00	
Lincoln (Mississippi)	39	<u>Claimant Type</u>	<u>Claims Paid</u>	<u>Amount Paid</u>	Payments in County  <ul style="list-style-type: none"> ■ Resident ■ Loss ■ Both
		Resident of County	5	\$114,200.00	
		Resident and Loss in County	1	\$22,200.00	
		Claim Loss in County	1	\$100,000.00	
		Totals:	7	\$236,400.00	

GCCF Program Statistics - Overall Summary

(as of November 13, 2010, 5:05 PM ET)

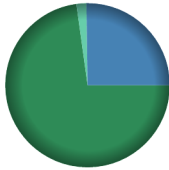
County (Mississippi)	Total Claims	Claimant Type	Claims Paid	Amount Paid	Payments in County
Lowndes	34	<u>Claimant Type</u>	<u>Claims Paid</u>	<u>Amount Paid</u>	 <ul style="list-style-type: none"> Resident Both
		Resident of County	12	\$108,100.00	
		Resident and Loss in County	1	\$2,400.00	
		Totals:	13	\$110,500.00	
Madison	131	<u>Claimant Type</u>	<u>Claims Paid</u>	<u>Amount Paid</u>	 <ul style="list-style-type: none"> Resident Both
		Resident of County	33	\$346,100.00	
		Resident and Loss in County	3	\$52,400.00	
		Totals:	36	\$398,500.00	
Marion	248	<u>Claimant Type</u>	<u>Claims Paid</u>	<u>Amount Paid</u>	 <ul style="list-style-type: none"> Resident Loss Both
		Resident of County	6	\$134,600.00	
		Resident and Loss in County	6	\$123,400.00	
		Claim Loss in County	1	\$18,000.00	
Totals:	13	\$276,000.00			
Monroe	15	<u>Claimant Type</u>	<u>Claims Paid</u>	<u>Amount Paid</u>	 <ul style="list-style-type: none"> Resident
		Resident of County	10	\$97,800.00	
		Totals:	10	\$97,800.00	
Montgomery	2	<u>Claimant Type</u>	<u>Claims Paid</u>	<u>Amount Paid</u>	 <ul style="list-style-type: none"> Resident
		Resident of County	1	\$20,000.00	
		Totals:	1	\$20,000.00	

GCCF Program Statistics - Overall Summary (as of November 13, 2010, 5:05 PM ET)



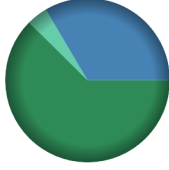


County (Mississippi)	Total Claims	Claimant Type	Claims Paid	Amount Paid	Payments in County
Neshoba (Mississippi)	43	<u>Claimant Type</u>	<u>Claims Paid</u>	<u>Amount Paid</u>	Payments in County  <ul style="list-style-type: none"> ■ Resident ■ Loss
		Resident of County	3	\$160,600.00	
		Claim Loss in County	2	\$137,300.00	
		Totals:	5	\$297,900.00	
Newton (Mississippi)	12	<u>Claimant Type</u>	<u>Claims Paid</u>	<u>Amount Paid</u>	Payments in County  <ul style="list-style-type: none"> ■ Resident
		Resident of County	3	\$82,600.00	
		Totals:	3	\$82,600.00	
Noxubee (Mississippi)	13	<u>Claimant Type</u>	<u>Claims Paid</u>	<u>Amount Paid</u>	Payments in County  <ul style="list-style-type: none"> ■ Resident
		Resident of County	1	\$8,800.00	
		Totals:	1	\$8,800.00	
Oktibbeha (Mississippi)	22	<u>Claimant Type</u>	<u>Claims Paid</u>	<u>Amount Paid</u>	Payments in County  <ul style="list-style-type: none"> ■ Resident
		Resident of County	8	\$98,800.00	
		Totals:	8	\$98,800.00	
Panola (Mississippi)	5	<u>Claimant Type</u>	<u>Claims Paid</u>	<u>Amount Paid</u>	Payments in County  <ul style="list-style-type: none"> ■ Resident
		Resident of County	2	\$14,700.00	
		Totals:	2	\$14,700.00	

GCCF Program Statistics - Overall Summary

(as of November 13, 2010, 5:05 PM ET)

County (Mississippi)	Total Claims	Claimant Type	Claims Paid	Amount Paid	Payments in County
Pearl River	1,038	Resident of County	140	\$1,643,600.00	 <ul style="list-style-type: none"> ■ Resident ■ Loss ■ Both
		Resident and Loss in County	18	\$569,300.00	
		Claim Loss in County	1	\$44,000.00	
		Totals:	159	\$2,256,900.00	
Perry	61	Resident of County	4	\$82,200.00	 <ul style="list-style-type: none"> ■ Resident ■ Both
		Resident and Loss in County	3	\$44,500.00	
		Totals:	7	\$126,700.00	
Pike	191	Resident of County	19	\$196,900.00	 <ul style="list-style-type: none"> ■ Resident ■ Loss ■ Both
		Resident and Loss in County	1	\$100,000.00	
		Claim Loss in County	1	\$12,000.00	
		Totals:	21	\$308,900.00	
Rankin	106	Resident of County	27	\$455,700.00	 <ul style="list-style-type: none"> ■ Resident ■ Loss
		Claim Loss in County	1	\$2,000.00	
		Totals:	28	\$457,700.00	
Scott	25	Resident of County	7	\$68,700.00	 <ul style="list-style-type: none"> ■ Resident
		Totals:	7	\$68,700.00	

GCCF Program Statistics - Overall Summary (as of November 13, 2010, 5:05 PM ET)






County (Mississippi)	Count	Claimant Type	Claims Paid	Amount Paid	Payments in County
Sharkey	1	Resident of County	1	\$4,800.00	 <ul style="list-style-type: none"> Resident
		Totals:	1	\$4,800.00	
Simpson	47	Resident of County	4	\$42,700.00	 <ul style="list-style-type: none"> Resident Both
		Resident and Loss in County	1	\$30,800.00	
		Totals:	5	\$73,500.00	
Stone	663	Resident of County	92	\$1,389,300.00	 <ul style="list-style-type: none"> Resident Loss Both
		Resident and Loss in County	21	\$744,800.00	
		Claim Loss in County	7	\$90,800.00	
		Totals:	120	\$2,224,900.00	
Sunflower	16	Resident of County	3	\$26,800.00	 <ul style="list-style-type: none"> Resident
		Totals:	3	\$26,800.00	
Tishomingo	2	Resident of County	1	\$2,100.00	 <ul style="list-style-type: none"> Resident
		Totals:	1	\$2,100.00	

GCCF Program Statistics - Overall Summary (as of November 13, 2010, 5:05 PM ET)


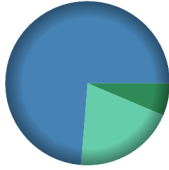



County	Total	Claimant Type	Claims Paid	Amount Paid	Payments in County
Unknown (Mississippi)	121				 <ul style="list-style-type: none"> Resident
		Resident of County	17	\$256,700.00	
		Totals:	17	\$256,700.00	
Walthall (Mississippi)	69				 <ul style="list-style-type: none"> Resident
		Resident of County	1	\$19,400.00	
		Totals:	1	\$19,400.00	
Warren (Mississippi)	27				 <ul style="list-style-type: none"> Resident
		Resident of County	6	\$45,900.00	
		Totals:	6	\$45,900.00	
Washington (Mississippi)	20				 <ul style="list-style-type: none"> Resident Both
		Resident of County	3	\$9,600.00	
		Resident and Loss in County	1	\$2,200.00	
		Totals:	4	\$11,800.00	
Wayne (Mississippi)	123				 <ul style="list-style-type: none"> Resident Loss Both
		Resident of County	4	\$95,800.00	
		Resident and Loss in County	3	\$86,600.00	
		Claim Loss in County	1	\$5,900.00	
		Totals:	8	\$188,300.00	

GCCF Program Statistics - Overall Summary


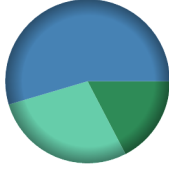


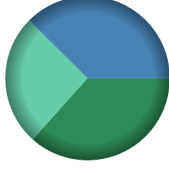
(as of November 13, 2010, 5:05 PM ET)

County	Count	Claimant Type	Claims Paid	Amount Paid	Payments in County
Webster (Mississippi)	2	<u>Claimant Type</u>	<u>Claims Paid</u>	<u>Amount Paid</u>	Payments in County  Resident
		Resident of County	1	\$3,000.00	
		Totals:	1	\$3,000.00	
Wilkinson (Mississippi)	23	<u>Claimant Type</u>	<u>Claims Paid</u>	<u>Amount Paid</u>	Payments in County  Resident
		Resident of County	2	\$10,800.00	
		Totals:	2	\$10,800.00	
Winston (Mississippi)	28	<u>Claimant Type</u>	<u>Claims Paid</u>	<u>Amount Paid</u>	Payments in County  Resident
		Resident of County	2	\$8,500.00	
		Totals:	2	\$8,500.00	
Yazoo (Mississippi)	6	<u>Claimant Type</u>	<u>Claims Paid</u>	<u>Amount Paid</u>	Payments in County  Resident Loss
		Resident of County	1	\$3,300.00	
		Claim Loss in County	1	\$74,400.00	
		Totals:	2	\$77,700.00	
Anderson (Texas)	4	<u>Claimant Type</u>	<u>Claims Paid</u>	<u>Amount Paid</u>	Payments in County  Resident
		Resident of County	1	\$3,300.00	
		Totals:	1	\$3,300.00	

GCCF Program Statistics - Overall Summary (as of November 13, 2010, 5:05 PM ET)



County (Texas)	Total Claims	Claimant Type	Claims Paid	Amount Paid	Payments in County
Angelina (Texas)	12	<u>Claimant Type</u>	<u>Claims Paid</u>	<u>Amount Paid</u>	Payments in County  <ul style="list-style-type: none"> Resident
		Resident of County	1	\$6,500.00	
		Totals:	1	\$6,500.00	
Aransas (Texas)	65	<u>Claimant Type</u>	<u>Claims Paid</u>	<u>Amount Paid</u>	Payments in County  <ul style="list-style-type: none"> Resident Loss Both
		Resident of County	1	\$13,700.00	
		Resident and Loss in County	11	\$158,000.00	
		Claim Loss in County	5	\$42,600.00	
Totals:	17	\$214,300.00			
Austin (Texas)	2	<u>Claimant Type</u>	<u>Claims Paid</u>	<u>Amount Paid</u>	Payments in County  <ul style="list-style-type: none"> Loss
		Claim Loss in County	1	\$7,400.00	
Totals:	1	\$7,400.00			
Bay (Texas)	1	<u>Claimant Type</u>	<u>Claims Paid</u>	<u>Amount Paid</u>	Payments in County  <ul style="list-style-type: none"> Loss
		Claim Loss in County	1	\$30,100.00	
Totals:	1	\$30,100.00			
Bexar (Texas)	107	<u>Claimant Type</u>	<u>Claims Paid</u>	<u>Amount Paid</u>	Payments in County  <ul style="list-style-type: none"> Resident Both
		Resident of County	17	\$241,400.00	
		Resident and Loss in County	2	\$182,000.00	
		Totals:	19	\$423,400.00	

GCCF Program Statistics - Overall Summary (as of November 13, 2010, 5:05 PM ET)

County (Texas)	Total Claims	Claimant Type	Claims Paid	Amount Paid	Payments in County
Bowie (Texas)	5	<u>Claimant Type</u>	<u>Claims Paid</u>	<u>Amount Paid</u>	Payments in County  <ul style="list-style-type: none"> Resident
		Resident of County	1	\$4,200.00	
		Totals:	1	\$4,200.00	
Brazoria (Texas)	161	<u>Claimant Type</u>	<u>Claims Paid</u>	<u>Amount Paid</u>	Payments in County  <ul style="list-style-type: none"> Resident Loss Both
		Resident of County	12	\$295,600.00	
		Resident and Loss in County	23	\$928,600.00	
		Claim Loss in County	29	\$477,000.00	
Totals:	64	\$1,701,200.00			
Brazos (Texas)	9	<u>Claimant Type</u>	<u>Claims Paid</u>	<u>Amount Paid</u>	Payments in County  <ul style="list-style-type: none"> Resident
		Resident of County	1	\$18,000.00	
		Totals:	1	\$18,000.00	
Brown (Texas)	1	<u>Claimant Type</u>	<u>Claims Paid</u>	<u>Amount Paid</u>	Payments in County  <ul style="list-style-type: none"> Resident
		Resident of County	1	\$8,600.00	
		Totals:	1	\$8,600.00	
Calhoun (Texas)	126	<u>Claimant Type</u>	<u>Claims Paid</u>	<u>Amount Paid</u>	Payments in County  <ul style="list-style-type: none"> Resident Loss Both
		Resident of County	11	\$567,800.00	
		Resident and Loss in County	8	\$582,200.00	
		Claim Loss in County	23	\$400,100.00	
Totals:	42	\$1,550,100.00			


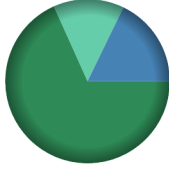



GCCF Program Statistics - Overall Summary

(as of November 13, 2010, 5:05 PM ET)


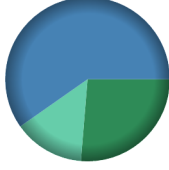
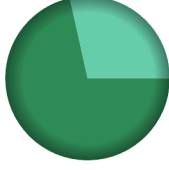
County (Texas)	Total Claims	Claimant Type	Claims Paid	Amount Paid	Payments in County
Cameron	343	<u>Claimant Type</u>	<u>Claims Paid</u>	<u>Amount Paid</u>	Payments in County  <ul style="list-style-type: none"> ■ Resident ■ Both
		Resident of County	11	\$270,800.00	
		Resident and Loss in County	43	\$1,055,700.00	
		Totals:	54	\$1,326,500.00	
Chambers	51	<u>Claimant Type</u>	<u>Claims Paid</u>	<u>Amount Paid</u>	Payments in County  <ul style="list-style-type: none"> ■ Resident ■ Loss ■ Both
		Resident of County	4	\$111,000.00	
		Resident and Loss in County	18	\$814,600.00	
		Claim Loss in County	6	\$122,500.00	
Totals:	28	\$1,048,100.00			
Cherokee	4	<u>Claimant Type</u>	<u>Claims Paid</u>	<u>Amount Paid</u>	Payments in County  <ul style="list-style-type: none"> ■ Resident
		Resident of County	1	\$1,700.00	
Totals:	1	\$1,700.00			
Collin	89	<u>Claimant Type</u>	<u>Claims Paid</u>	<u>Amount Paid</u>	Payments in County  <ul style="list-style-type: none"> ■ Resident ■ Loss
		Resident of County	34	\$382,100.00	
		Claim Loss in County	3	\$102,100.00	
		Totals:	37	\$484,200.00	
Colorado	4	<u>Claimant Type</u>	<u>Claims Paid</u>	<u>Amount Paid</u>	Payments in County  <ul style="list-style-type: none"> ■ Resident
		Resident of County	1	\$36,000.00	
Totals:	1	\$36,000.00			

GCCF Program Statistics - Overall Summary

(as of November 13, 2010, 5:05 PM ET)

County (Texas)	Total Claims	Claimant Type	Claims Paid	Amount Paid	Payments in County
Comal (Texas)	15				 <ul style="list-style-type: none"> Resident
		Resident of County	8	\$181,600.00	
		Totals:	8	\$181,600.00	
Dallas (Texas)	339				 <ul style="list-style-type: none"> Resident Loss Both
		Resident of County	42	\$557,800.00	
		Resident and Loss in County	2	\$145,500.00	
		Claim Loss in County	8	\$113,500.00	
Totals:	52	\$816,800.00			
Denton (Texas)	45				 <ul style="list-style-type: none"> Resident
		Resident of County	12	\$93,200.00	
		Totals:	12	\$93,200.00	
Ector (Texas)	2				 <ul style="list-style-type: none"> Resident
		Resident of County	1	\$1,500.00	
		Totals:	1	\$1,500.00	
El Paso (Texas)	7				 <ul style="list-style-type: none"> Resident
		Resident of County	1	\$3,700.00	
		Totals:	1	\$3,700.00	

GCCF Program Statistics - Overall Summary (as of November 13, 2010, 5:05 PM ET)

County (Texas)	Total Claims	Claimant Type	Claims Paid	Amount Paid	Payments in County
Ellis (Texas)	9	<u>Claimant Type</u>	<u>Claims Paid</u>	<u>Amount Paid</u>	Payments in County  <ul style="list-style-type: none"> Resident
		Resident of County	1	\$25,000.00	
		Totals:	1	\$25,000.00	
		Foard (Texas)	1	<u>Claimant Type</u>	
Resident of County	1			\$13,000.00	
Totals:	1			\$13,000.00	
Fort Bend (Texas)	192			<u>Claimant Type</u>	<u>Claims Paid</u>
		Resident of County	32	\$1,353,500.00	
		Resident and Loss in County	7	\$129,300.00	
		Claim Loss in County	6	\$147,300.00	
		Totals:	45	\$1,630,100.00	
Galveston (Texas)	1,154	<u>Claimant Type</u>	<u>Claims Paid</u>	<u>Amount Paid</u>	Payments in County  <ul style="list-style-type: none"> Resident Loss Both
		Resident of County	126	\$3,621,900.00	
		Resident and Loss in County	354	\$8,229,900.00	
		Claim Loss in County	114	\$1,921,500.00	
		Totals:	594	\$13,773,300.00	
Grayson (Texas)	4	<u>Claimant Type</u>	<u>Claims Paid</u>	<u>Amount Paid</u>	Payments in County  <ul style="list-style-type: none"> Resident Loss
		Resident of County	1	\$8,300.00	
		Claim Loss in County	1	\$3,300.00	
		Totals:	2	\$11,600.00	

GCCF Program Statistics - Overall Summary

(as of November 13, 2010, 5:05 PM ET)

County (Texas)	Total Claims	Claimant Type	Claims Paid	Amount Paid	Payments in County
Gregg (Texas)	6	<u>Claimant Type</u>	<u>Claims Paid</u>	<u>Amount Paid</u>	Payments in County  <ul style="list-style-type: none"> Resident
		Resident of County	3	\$25,600.00	
		Totals:	3	\$25,600.00	
Guadalupe (Texas)	3	<u>Claimant Type</u>	<u>Claims Paid</u>	<u>Amount Paid</u>	Payments in County  <ul style="list-style-type: none"> Resident
		Resident of County	2	\$42,600.00	
		Totals:	2	\$42,600.00	
Hardin (Texas)	15	<u>Claimant Type</u>	<u>Claims Paid</u>	<u>Amount Paid</u>	Payments in County  <ul style="list-style-type: none"> Resident Both
		Resident of County	1	\$7,200.00	
		Resident and Loss in County	1	\$10,000.00	
Totals:	2	\$17,200.00			
Harris (Texas)	2,564	<u>Claimant Type</u>	<u>Claims Paid</u>	<u>Amount Paid</u>	Payments in County  <ul style="list-style-type: none"> Resident Loss Both
		Resident of County	363	\$26,780,000.00	
		Resident and Loss in County	142	\$4,054,600.00	
		Claim Loss in County	104	\$1,913,900.00	
Totals:	609	\$32,748,500.00			
Harrison (Texas)	2	<u>Claimant Type</u>	<u>Claims Paid</u>	<u>Amount Paid</u>	Payments in County  <ul style="list-style-type: none"> Resident
		Resident of County	1	\$10,400.00	
		Totals:	1	\$10,400.00	

GCCF Program Statistics - Overall Summary

(as of November 13, 2010, 5:05 PM ET)

County (Texas)	Total Claims	Claimant Type	Claims Paid	Amount Paid	Payments in County
Hays (Texas)	9	<u>Claimant Type</u>	<u>Claims Paid</u>	<u>Amount Paid</u>	Payments in County  <ul style="list-style-type: none"> Resident
		Resident of County	2	\$41,300.00	
		Totals:	2	\$41,300.00	
Hidalgo (Texas)	59	<u>Claimant Type</u>	<u>Claims Paid</u>	<u>Amount Paid</u>	Payments in County  <ul style="list-style-type: none"> Resident Loss Both
		Resident of County	3	\$10,700.00	
		Resident and Loss in County	1	\$6,000.00	
		Claim Loss in County	1	\$10,300.00	
Totals:	5	\$27,000.00			
Hill (Texas)	2	<u>Claimant Type</u>	<u>Claims Paid</u>	<u>Amount Paid</u>	Payments in County  <ul style="list-style-type: none"> Resident
		Resident of County	1	\$21,600.00	
		Totals:	1	\$21,600.00	
Hopkins (Texas)	3	<u>Claimant Type</u>	<u>Claims Paid</u>	<u>Amount Paid</u>	Payments in County  <ul style="list-style-type: none"> Resident
		Resident of County	1	\$9,700.00	
		Totals:	1	\$9,700.00	
Jasper (Texas)	21	<u>Claimant Type</u>	<u>Claims Paid</u>	<u>Amount Paid</u>	Payments in County  <ul style="list-style-type: none"> Resident
		Resident of County	5	\$190,700.00	
		Totals:	5	\$190,700.00	





GCCF Program Statistics - Overall Summary

(as of November 13, 2010, 5:05 PM ET)

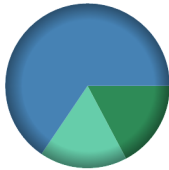




County (Texas)	Total Claims	Claimant Type	Claims Paid	Amount Paid	Payments in County
Jefferson	1,281	<u>Claimant Type</u>	<u>Claims Paid</u>	<u>Amount Paid</u>	
		Resident of County	107	\$2,935,200.00	
		Resident and Loss in County	280	\$6,546,900.00	
		Claim Loss in County	52	\$1,247,200.00	
Totals:		439	\$10,729,300.00		
Jim Hogg	1	<u>Claimant Type</u>	<u>Claims Paid</u>	<u>Amount Paid</u>	
		Claim Loss in County	1	\$32,400.00	
		Totals:	1	\$32,400.00	
Jim Wells	1	<u>Claimant Type</u>	<u>Claims Paid</u>	<u>Amount Paid</u>	
		Resident and Loss in County	1	\$79,900.00	
		Totals:	1	\$79,900.00	
Johnson	14	<u>Claimant Type</u>	<u>Claims Paid</u>	<u>Amount Paid</u>	
		Resident of County	4	\$131,000.00	
		Totals:	4	\$131,000.00	
Kaufman	6	<u>Claimant Type</u>	<u>Claims Paid</u>	<u>Amount Paid</u>	
		Resident of County	1	\$11,600.00	
		Totals:	1	\$11,600.00	

GCCF Program Statistics - Overall Summary

(as of November 13, 2010, 5:05 PM ET)

County (Texas)	Total Claims	Claimant Type	Claims Paid	Amount Paid	Payments in County
Kendall (Texas)	2	<u>Claimant Type</u>	<u>Claims Paid</u>	<u>Amount Paid</u>	Payments in County  Resident
		Resident of County	2	\$15,700.00	
		Totals:	2	\$15,700.00	
Kleberg (Texas)	1	<u>Claimant Type</u>	<u>Claims Paid</u>	<u>Amount Paid</u>	Payments in County  Resident
		Resident of County	1	\$32,400.00	
		Totals:	1	\$32,400.00	
Lamar (Texas)	1	<u>Claimant Type</u>	<u>Claims Paid</u>	<u>Amount Paid</u>	Payments in County  Resident
		Resident of County	1	\$3,200.00	
		Totals:	1	\$3,200.00	
Liberty (Texas)	16	<u>Claimant Type</u>	<u>Claims Paid</u>	<u>Amount Paid</u>	Payments in County  Resident Both
		Resident of County	2	\$31,400.00	
		Resident and Loss in County	2	\$105,000.00	
		Totals:	4	\$136,400.00	
Lubbock (Texas)	5	<u>Claimant Type</u>	<u>Claims Paid</u>	<u>Amount Paid</u>	Payments in County  Resident
		Resident of County	1	\$3,400.00	
		Totals:	1	\$3,400.00	

GCCF Program Statistics - Overall Summary (as of November 13, 2010, 5:05 PM ET)





County (Texas)	Total Claims	Claimant Type	Claims Paid	Amount Paid	Payments in County
Matagorda (Texas)	251	<u>Claimant Type</u>	<u>Claims Paid</u>	<u>Amount Paid</u>	 <ul style="list-style-type: none"> ■ Resident ■ Loss ■ Both
		Resident of County	15	\$821,200.00	
		Resident and Loss in County	72	\$3,119,700.00	
		Claim Loss in County	12	\$820,100.00	
Totals:	99	\$4,761,000.00			
McLennan (Texas)	15	<u>Claimant Type</u>	<u>Claims Paid</u>	<u>Amount Paid</u>	 <ul style="list-style-type: none"> ■ Resident
		Resident of County	10	\$196,100.00	
		Totals:	10	\$196,100.00	
Milam (Texas)	1	<u>Claimant Type</u>	<u>Claims Paid</u>	<u>Amount Paid</u>	 <ul style="list-style-type: none"> ■ Resident
		Resident of County	1	\$5,800.00	
		Totals:	1	\$5,800.00	
Montgomery (Texas)	126	<u>Claimant Type</u>	<u>Claims Paid</u>	<u>Amount Paid</u>	 <ul style="list-style-type: none"> ■ Resident ■ Both
		Resident of County	21	\$406,500.00	
		Resident and Loss in County	2	\$70,700.00	
		Totals:	23	\$477,200.00	
Nacogdoches (Texas)	19	<u>Claimant Type</u>	<u>Claims Paid</u>	<u>Amount Paid</u>	 <ul style="list-style-type: none"> ■ Resident ■ Loss
		Resident of County	1	\$41,600.00	
		Claim Loss in County	4	\$250,400.00	
		Totals:	5	\$292,000.00	

GCCF Program Statistics - Overall Summary (as of November 13, 2010, 5:05 PM ET)


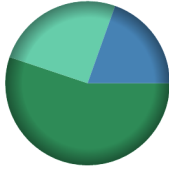



County (Texas)	Total Claims	Claimant Type	Claims Paid	Amount Paid	Payments in County
Nueces (Texas)	78	<u>Claimant Type</u>	<u>Claims Paid</u>	<u>Amount Paid</u>	<ul style="list-style-type: none"> Resident Loss Both
		Resident of County	4	\$81,800.00	
		Resident and Loss in County	3	\$73,900.00	
		Claim Loss in County	1	\$15,200.00	
Totals:	8	\$170,900.00			
Orange (Texas)	171	<u>Claimant Type</u>	<u>Claims Paid</u>	<u>Amount Paid</u>	<ul style="list-style-type: none"> Resident Loss Both
		Resident of County	20	\$258,600.00	
		Resident and Loss in County	17	\$423,900.00	
		Claim Loss in County	5	\$127,500.00	
Totals:	42	\$810,000.00			
Parker (Texas)	4	<u>Claimant Type</u>	<u>Claims Paid</u>	<u>Amount Paid</u>	<ul style="list-style-type: none"> Resident
		Resident of County	2	\$17,300.00	
Totals:	2	\$17,300.00			
Polk (Texas)	6	<u>Claimant Type</u>	<u>Claims Paid</u>	<u>Amount Paid</u>	<ul style="list-style-type: none"> Resident
		Resident of County	2	\$81,700.00	
Totals:	2	\$81,700.00			
Presidio (Texas)	2	<u>Claimant Type</u>	<u>Claims Paid</u>	<u>Amount Paid</u>	<ul style="list-style-type: none"> Resident
		Resident of County	2	\$3,900.00	
Totals:	2	\$3,900.00			

GCCF Program Statistics - Overall Summary

(as of November 13, 2010, 5:05 PM ET)

Refugio (Texas)	2	<u>Claimant Type</u>	<u>Claims Paid</u>	<u>Amount Paid</u>	Payments in County
		Resident of County	1	\$26,900.00	 ■ Resident
		Totals:	1	\$26,900.00	
Rockwall (Texas)	6	<u>Claimant Type</u>	<u>Claims Paid</u>	<u>Amount Paid</u>	Payments in County
		Resident of County	3	\$48,000.00	 ■ Resident
		Totals:	3	\$48,000.00	
Sabine (Texas)	3	<u>Claimant Type</u>	<u>Claims Paid</u>	<u>Amount Paid</u>	Payments in County
		Resident of County	1	\$40,000.00	 ■ Resident
		Totals:	1	\$40,000.00	
San Jacinto (Texas)	6	<u>Claimant Type</u>	<u>Claims Paid</u>	<u>Amount Paid</u>	Payments in County
		Resident of County	2	\$44,600.00	 ■ Resident ■ Loss
		Claim Loss in County	1	\$30,000.00	
		Totals:	3	\$74,600.00	
San Patricio (Texas)	54	<u>Claimant Type</u>	<u>Claims Paid</u>	<u>Amount Paid</u>	Payments in County
		Resident of County	1	\$1,000.00	 ■ Resident ■ Both
		Resident and Loss in County	6	\$140,400.00	
		Totals:	7	\$141,400.00	

GCCF Program Statistics - Overall Summary (as of November 13, 2010, 5:05 PM ET)

County (Texas)	Total Claims	Claimant Type	Claims Paid	Amount Paid	Payments in County
Smith (Texas)	7	<u>Claimant Type</u>	<u>Claims Paid</u>	<u>Amount Paid</u>	Payments in County  <ul style="list-style-type: none"> Resident
		Resident of County	1	\$35,200.00	
		Totals:	1	\$35,200.00	
Tarrant (Texas)	223	<u>Claimant Type</u>	<u>Claims Paid</u>	<u>Amount Paid</u>	Payments in County  <ul style="list-style-type: none"> Resident Loss Both
		Resident of County	50	\$989,500.00	
		Resident and Loss in County	4	\$351,100.00	
		Claim Loss in County	7	\$453,500.00	
Totals:	61	\$1,794,100.00			
Titus (Texas)	2	<u>Claimant Type</u>	<u>Claims Paid</u>	<u>Amount Paid</u>	Payments in County  <ul style="list-style-type: none"> Resident
		Resident of County	1	\$1,000.00	
		Totals:	1	\$1,000.00	
Travis (Texas)	89	<u>Claimant Type</u>	<u>Claims Paid</u>	<u>Amount Paid</u>	Payments in County  <ul style="list-style-type: none"> Resident Both
		Resident of County	14	\$156,000.00	
		Resident and Loss in County	1	\$15,000.00	
		Totals:	15	\$171,000.00	
Tyler (Texas)	4	<u>Claimant Type</u>	<u>Claims Paid</u>	<u>Amount Paid</u>	Payments in County  <ul style="list-style-type: none"> Resident
		Resident of County	3	\$28,000.00	
		Totals:	3	\$28,000.00	




GCCF Program Statistics - Overall Summary

(as of November 13, 2010, 5:05 PM ET)

County	Total Claims	Claimant Type	Claims Paid	Amount Paid	Payments in County
Unknown (Texas)	18	<u>Claimant Type</u>	<u>Claims Paid</u>	<u>Amount Paid</u>	Payments in County  Resident
		Resident of County	2	\$85,000.00	
		Totals:	2	\$85,000.00	
Vermilion (Texas)	2	<u>Claimant Type</u>	<u>Claims Paid</u>	<u>Amount Paid</u>	Payments in County  Loss
		Claim Loss in County	2	\$42,500.00	
		Totals:	2	\$42,500.00	
Victoria (Texas)	13	<u>Claimant Type</u>	<u>Claims Paid</u>	<u>Amount Paid</u>	Payments in County  Resident Loss
		Resident of County	3	\$44,700.00	
		Claim Loss in County	1	\$6,900.00	
		Totals:	4	\$51,600.00	
Waller (Texas)	5	<u>Claimant Type</u>	<u>Claims Paid</u>	<u>Amount Paid</u>	Payments in County  Resident
		Resident of County	1	\$24,500.00	
		Totals:	1	\$24,500.00	
Webb (Texas)	3	<u>Claimant Type</u>	<u>Claims Paid</u>	<u>Amount Paid</u>	Payments in County  Resident
		Resident of County	1	\$23,800.00	
		Totals:	1	\$23,800.00	

GCCF Program Statistics - Overall Summary

(as of November 13, 2010, 5:05 PM ET)

County (Texas)	Total Claims	Claimant Type	Claims Paid	Amount Paid	Payments in County
Wichita	4	Resident of County	1	\$2,700.00	 ■ Resident
		Totals:	1	\$2,700.00	
Williamson	23	Resident of County	7	\$71,500.00	 ■ Resident
		Totals:	7	\$71,500.00	
Wise	1	Resident of County	1	\$7,600.00	 ■ Resident
		Totals:	1	\$7,600.00	