

GCCF Program Statistics - Overall Summary

(as of November 10, 2010, 5:05 PM ET)

Claimant Status	No. of Claimants
TOTAL GCCF Claimants to Date <i>(Claimants may have one or more Claim Type)</i>	366,925
1. Claimants Paid and Approved for Payment	107,970
2. Claimants Requiring Additional Information or Documentation <i>(Claimants providing no documentation: 92,370)</i>	151,001
3. Claimants Referred to Government, Moratorium and Real Estate funds	458
4. Denied Claimants	40,723
5. Claimants Under Review (Emergency Advance Payment)	59,205
6. Claimants Under Review (for Final Claim only)	7,568

Claimants <i>(Claimants may have one or more Claim Type)</i>	No. of Claimants
1. Individual*	308,613
2. Business*	58,312
<i>*Individual v. Business classification is subject to change.</i>	
<i>Represented Claimants: 7,874</i>	
Total to Date	366,925

Claims by Emergency Or Final Payment	No. of Claims Paid or Approved for Payment	No. of Claims Paid	Amount Paid
1. Emergency Advance Payment (One Month)	10,145	10,121	\$ 92,977,175.88
2. Emergency Advance Payment (Six Months)	98,109	96,971	\$ 1,679,571,715.00
Sub-Total to Date	108,254	107,092	\$ 1,772,548,890.88

Separate Fund for Real Estate Brokers and Agents			\$ 34,500,000.00
Total to Date			\$ 1,807,048,890.88

Claims by Category <i>(includes Individual and Business)</i>	No. of Claims Paid	Amount Paid
1. Removal and Clean Up Costs	0	\$ -
2. Real or Personal Property	76	\$ 600,663.38
3. Lost Earnings or Profits	106,993	\$ 1,771,920,891.00
4. Loss of Subsistence Use of Natural Resources	5	\$ 13,000.00
5. Physical Injury / Death	18	\$ 14,336.50
Total to Date	107,092	\$ 1,772,548,890.88

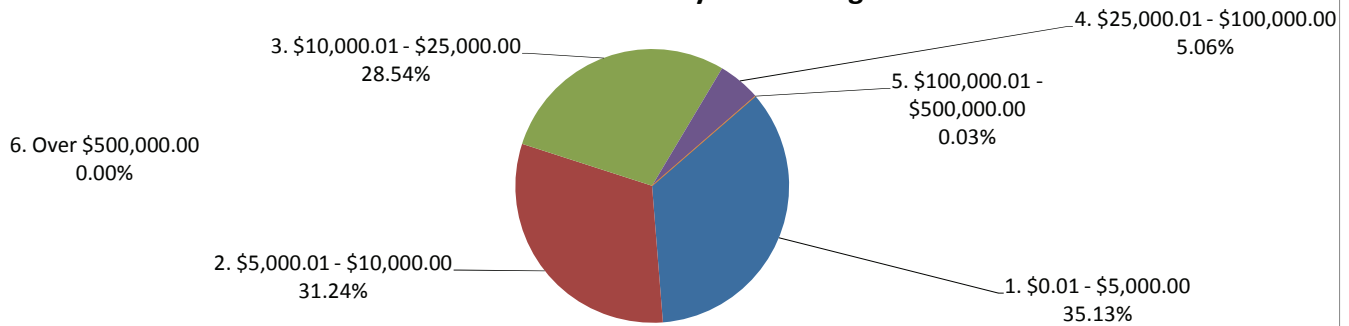
Claims by Type	No. of Claims Paid	No. of Claims Paid where Claimant Participated in BP Claims Process	No. of Claims Paid for new Claimants	Total Amount Paid
1. Individual	77,858	23,500	54,358	\$ 751,585,614.88
2. Business	29,234	21,547	7,687	\$ 1,020,963,276.00
Total to Date	107,092	45,047	62,045	\$ 1,772,548,890.88

GCCF Program Statistics - Overall Summary
(as of November 10, 2010, 5:05 PM ET)

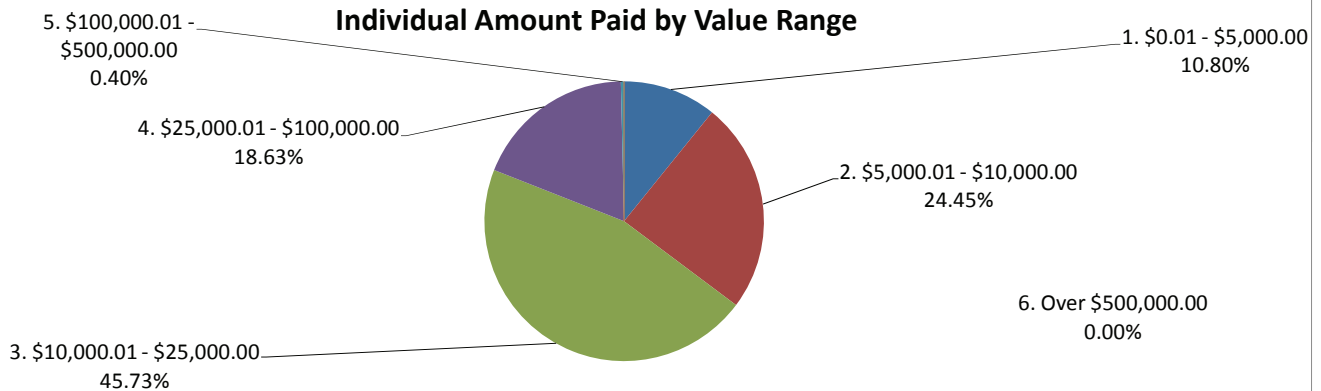
Individual Claims by Amount
(Claimants may have more than one Claim Type)

Claims by Amount	No. of Claims Paid	Amount Paid
1. \$0.01 - \$5,000.00	27,350	\$ 81,164,536.50
2. \$5,000.01 - \$10,000.00	24,319	\$ 183,729,200.00
3. \$10,000.01 - \$25,000.00	22,224	\$ 343,701,050.00
4. \$25,000.01 - \$100,000.00	3,942	\$ 140,019,428.38
5. \$100,000.01 - \$500,000.00	23	\$ 2,971,400.00
6. Over \$500,000.00	0	\$ -
Total to Date	77,858	\$ 751,585,614.88

Individual Claims Paid by Value Range



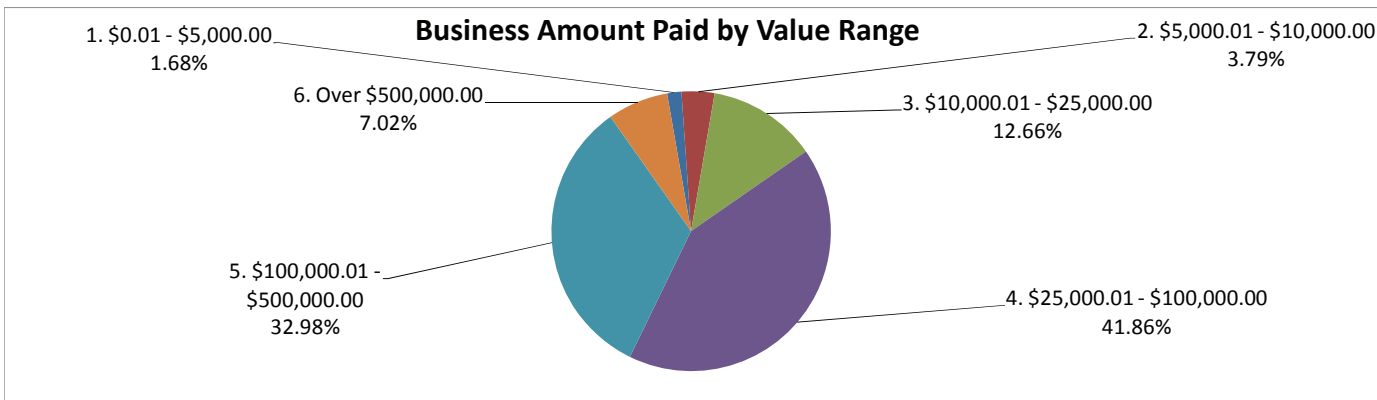
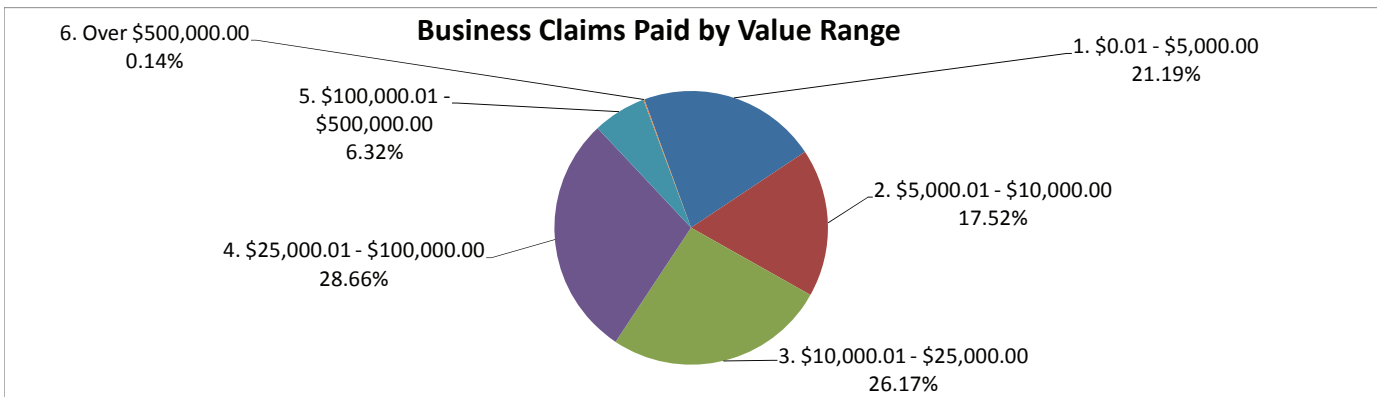
Individual Amount Paid by Value Range



GCCF Program Statistics - Overall Summary
(as of November 10, 2010, 5:05 PM ET)

Business Claims by Amount
(Claimants may have more than one Claim Type)

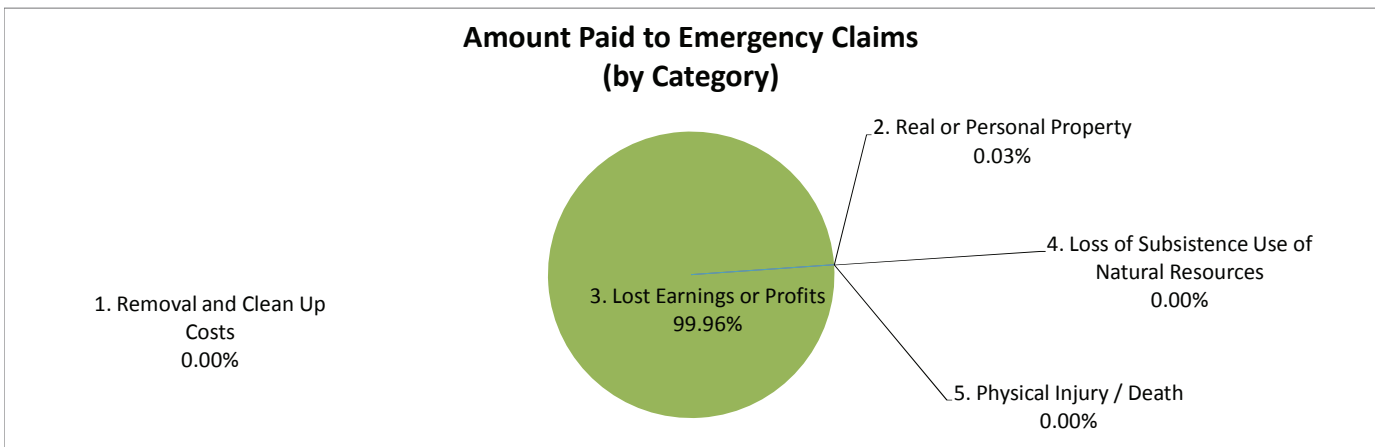
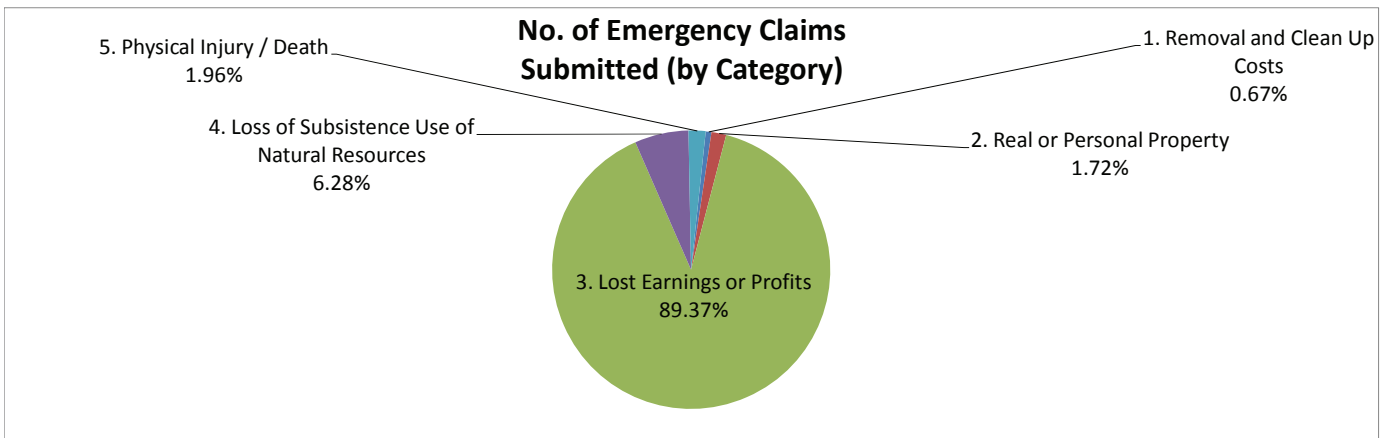
Claims by Amount	No. of Claims Paid	Amount Paid
1. \$0.01 - \$5,000.00	6,196	\$ 17,197,600.00
2. \$5,000.01 - \$10,000.00	5,122	\$ 38,740,500.00
3. \$10,000.01 - \$25,000.00	7,650	\$ 129,241,100.00
4. \$25,000.01 - \$100,000.00	8,378	\$ 427,355,000.00
5. \$100,000.01 - \$500,000.00	1,847	\$ 336,706,700.00
6. Over \$500,000.00	41	\$ 71,722,376.00
Total to Date	29,234	\$ 1,020,963,276.00



GCCCF Program Statistics - Overall Summary (as of November 10, 2010, 5:05 PM ET)

Emergency Advance Claim Counts by Category (Claimants may have more than one Claim Type)

Claims for Emergency Advance Payment	Claims Submitted	No. of Claims Paid	Amount Paid
1. Removal and Clean Up Costs	2,624	0	\$ -
2. Real or Personal Property	6,779	76	\$ 600,663.38
3. Lost Earnings or Profits	351,560	106,993	\$ 1,771,920,891.00
4. Loss of Subsistence Use of Natural Resources	24,700	5	\$ 13,000.00
5. Physical Injury / Death	7,725	18	\$ 14,336.50
Total to Date	393,388	107,092	\$ 1,772,548,890.88




GCCF Program Statistics - Overall Summary

(as of November 10, 2010, 5:05 PM ET)

Final Payment Claim Counts by Category

(Claimants may have more than one Claim Type)

Claims Seeking Final Payment	Claims Submitted	No. of Claims Paid	Amount Paid
1. Removal and Clean Up Costs	323	0	\$ -
2. Real or Personal Property	1,451	0	\$ -
3. Lost Earnings or Profits	12,914	0	\$ -
4. Loss of Subsistence Use of Natural Resources	1,723	0	\$ -
5. Physical Injury / Death	433	0	\$ -
Total to Date	16,844	0	\$ -



Amount Paid to Final Claims (by Category)

No data to chart yet

GCCF Program Statistics - Overall Summary

(as of November 10, 2010, 5:05 PM ET)

Claims by Category and Amount

(Claimants may have more than one Claim Type)

Claims by Category and Amount	No. of Claims Paid	Amount Paid
1. Removal and Clean Up Costs		
a. \$0.01 - \$5,000.00	0	\$ -
b. \$5,000.01 - \$10,000.00	0	\$ -
c. \$10,000.01 - \$25,000.00	0	\$ -
d. \$25,000.01 - \$100,000.00	0	\$ -
e. \$100,000.01 - \$500,000.00	0	\$ -
f. Over \$500,000.00	0	\$ -
Sub-Total to Date	0	\$ -
2. Real or Personal Property		
a. \$0.01 - \$5,000.00	51	\$ 100,500.00
b. \$5,000.01 - \$10,000.00	14	\$ 96,600.00
c. \$10,000.01 - \$25,000.00	6	\$ 93,000.00
d. \$25,000.01 - \$100,000.00	4	\$ 134,463.38
e. \$100,000.01 - \$500,000.00	1	\$ 176,100.00
f. Over \$500,000.00	0	\$ -
Sub-Total to Date	76	\$ 600,663.38
3. Lost Earnings or Profits		
a. \$0.01 - \$5,000.00	33,472	\$ 98,234,300.00
b. \$5,000.01 - \$10,000.00	29,427	\$ 222,373,100.00
c. \$10,000.01 - \$25,000.00	29,868	\$ 472,849,150.00
d. \$25,000.01 - \$100,000.00	12,316	\$ 567,239,965.00
e. \$100,000.01 - \$500,000.00	1,869	\$ 339,502,000.00
f. Over \$500,000.00	41	\$ 71,722,376.00
Sub-Total to Date	106,993	\$ 1,771,920,891.00

GCCF Program Statistics - Overall Summary
(as of November 10, 2010, 5:05 PM ET)

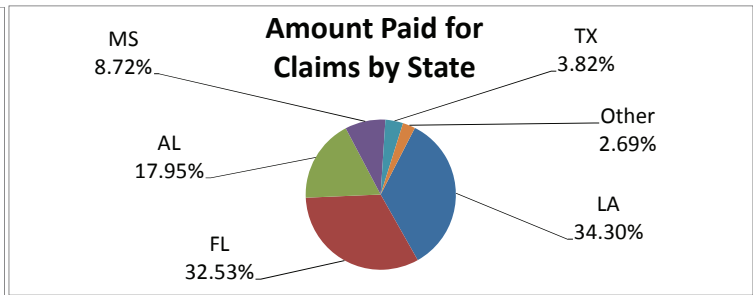
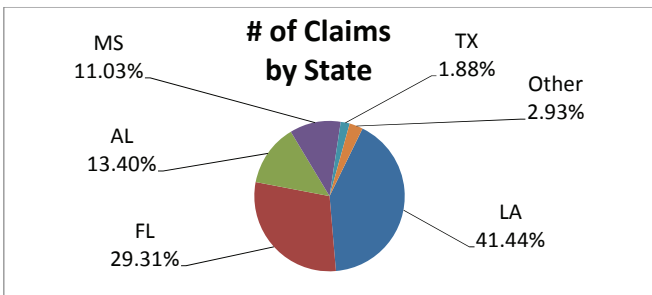
Claims by Category and Amount
(Claimants may have more than one Claim Type)

Claims by Category and Amount	No. of Claims Paid	Amount Paid
4. Loss of Subsistence Use of Natural Resources		
a. \$0.01 - \$5,000.00	5	\$ 13,000.00
b. \$5,000.01 - \$10,000.00	0	\$ -
c. \$10,000.01 - \$25,000.00	0	\$ -
d. \$25,000.01 - \$100,000.00	0	\$ -
e. \$100,000.01 - \$500,000.00	0	\$ -
f. Over \$500,000.00	0	\$ -
Sub-Total to Date	5	\$ 13,000.00
5. Physical Injury / Death		
a. \$0.01 - \$5,000.00	18	\$ 14,336.50
b. \$5,000.01 - \$10,000.00	0	\$ -
c. \$10,000.01 - \$25,000.00	0	\$ -
d. \$25,000.01 - \$100,000.00	0	\$ -
e. \$100,000.01 - \$500,000.00	0	\$ -
f. Over \$500,000.00	0	\$ -
Sub-Total to Date	18	\$ 14,336.50
6. Other Claims		
a. \$0.01 - \$5,000.00	0	\$ -
b. \$5,000.01 - \$10,000.00	0	\$ -
c. \$10,000.01 - \$25,000.00	0	\$ -
d. \$25,000.01 - \$100,000.00	0	\$ -
e. \$100,000.01 - \$500,000.00	0	\$ -
f. Over \$500,000.00	0	\$ -
Sub-Total to Date	0	\$ -
Total to Date	107,092	\$ 1,772,548,890.88

GCCF Program Statistics - Overall Summary
(as of November 10, 2010, 5:05 PM ET)

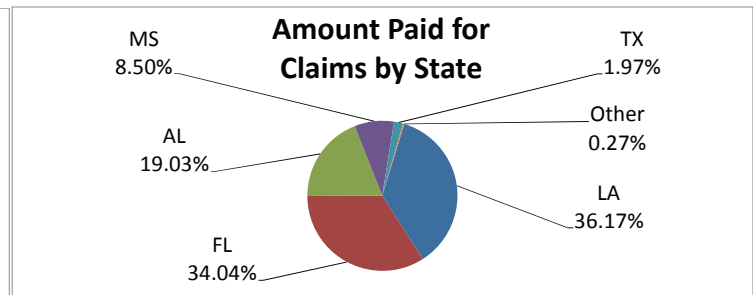
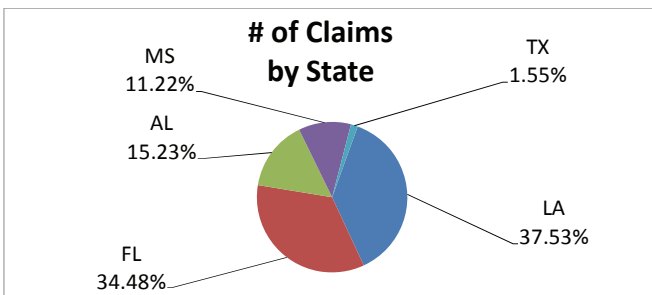
Claims by State of Residence
(Claimants may have more than one Claim Type)

Claim State of Residence	Claims Submitted	No. of Claims Paid	Amount Paid
Louisiana	170,018	35,986	\$ 607,959,450.00
Florida	120,233	37,596	\$ 576,648,976.00
Alabama	54,979	17,594	\$ 318,172,928.38
Mississippi	45,257	9,667	\$ 154,485,336.50
Texas	7,715	1,958	\$ 67,649,500.00
Others	12,030	4,291	\$ 47,632,700.00
Total to Date	410,232	107,092	\$ 1,772,548,890.88



Claims by State of Loss
(Claimants may have more than one Claim Type)

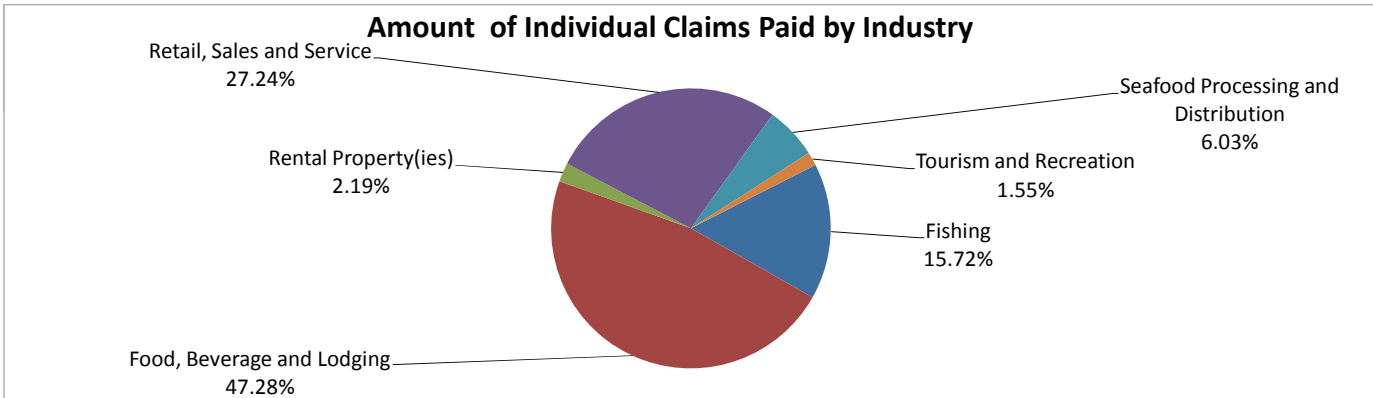
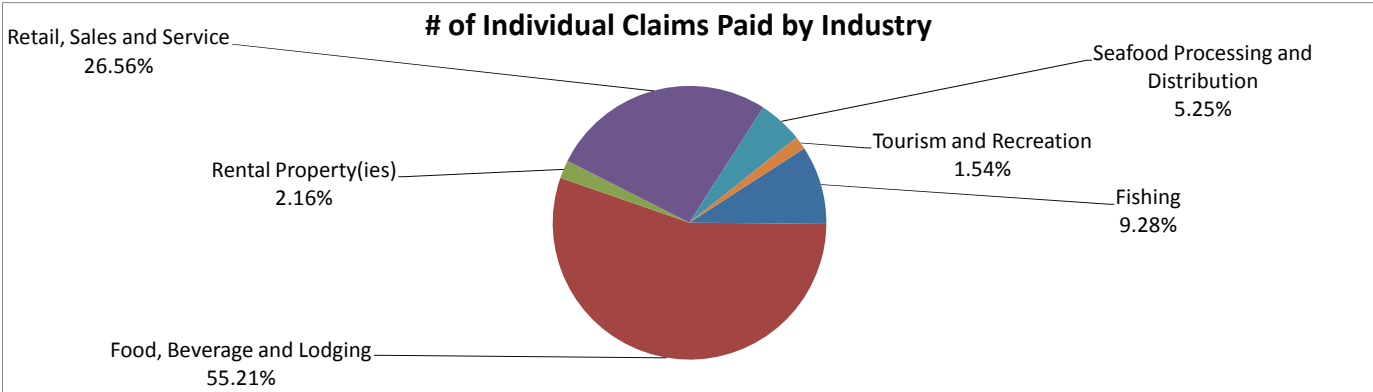
Claim State of Loss	Claims Submitted	No. of Claims Paid	Amount Paid
Louisiana	82,471	36,399	\$ 641,164,915.00
Florida	75,775	40,614	\$ 603,442,676.00
Alabama	33,466	19,133	\$ 337,380,100.00
Mississippi	24,654	9,315	\$ 150,725,100.00
Texas	3,399	1,369	\$ 34,970,600.00
Other State / Pending Location Verification		262	\$ 4,865,499.88
Total to Date		107,092	\$ 1,772,548,890.88



GCCF Program Statistics - Overall Summary
(as of November 10, 2010, 5:05 PM ET)

Individual Lost Earnings or Profits Claims Paid by Industry
(Claimants may have more than one Claim Type)

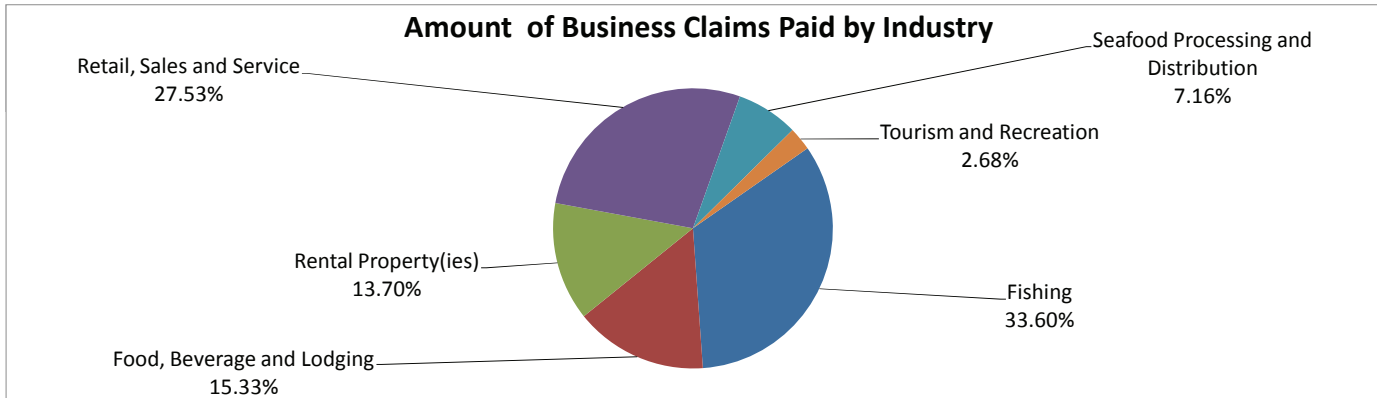
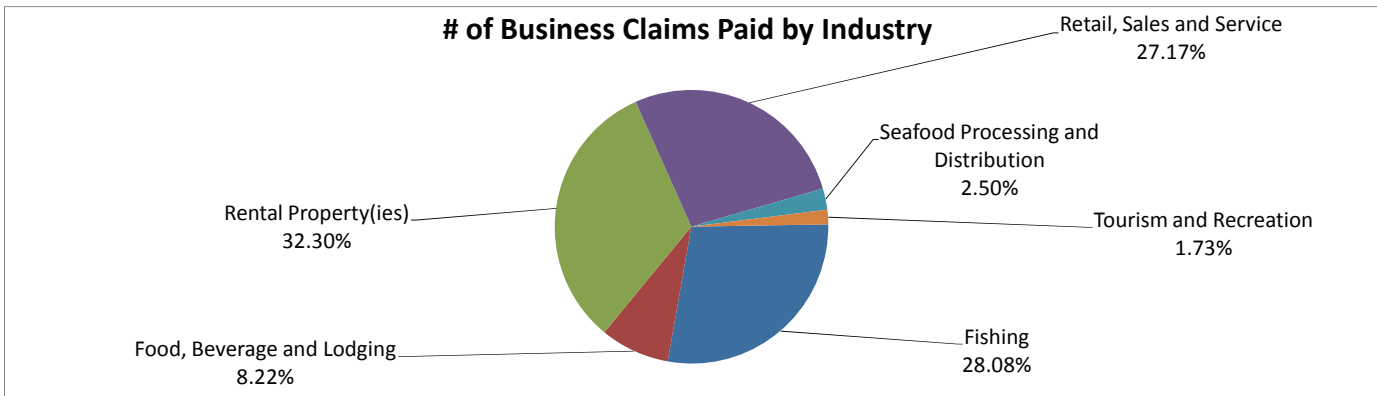
Claims by Amount	No. of Claims Paid	Amount Paid
Fishing	7,221	\$ 118,076,000.00
Food, Beverage and Lodging	42,943	\$ 355,237,400.00
Rental Property(ies)	1,684	\$ 16,425,500.00
Retail, Sales and Service	20,658	\$ 204,682,600.00
Seafood Processing and Distribution	4,083	\$ 45,269,215.00
Tourism and Recreation	1,197	\$ 11,655,600.00
Total to Date	77,786	\$ 751,346,315.00




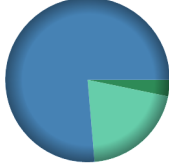



GCCF Program Statistics - Overall Summary
(as of November 10, 2010, 5:05 PM ET)

Business Lost Earnings or Profits Claims Paid by Industry
(Claimants may have more than one Claim Type)

Claims by Amount	No. of Claims Paid	Amount Paid
Fishing	8,200	\$ 342,958,000.00
Food, Beverage and Lodging	2,401	\$ 156,469,500.00
Rental Property(ies)	9,434	\$ 139,782,576.00
Retail, Sales and Service	7,936	\$ 280,935,400.00
Seafood Processing and Distribution	730	\$ 73,079,500.00
Tourism and Recreation	506	\$ 27,349,600.00
Total to Date	29,207	\$ 1,020,574,576.00


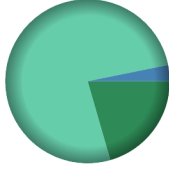





GCCF Program Statistics - Overall Summary (as of November 10, 2010, 5:05 PM ET)

County Name	Residents				
Autauga (Alabama)	35	<u>Claimant Type</u>	<u>Claims Paid</u>	<u>Amount Paid</u>	Payments in County  Legend: Resident (Dark Green), Both (Light Green)
		Resident of County	10	\$91,200.00	
		Resident and Loss in County	1	\$2,300.00	
		Totals:	11	\$93,500.00	
Baldwin (Alabama)	22,298	<u>Claimant Type</u>	<u>Claims Paid</u>	<u>Amount Paid</u>	Payments in County  Legend: Resident (Dark Green), Loss (Light Green), Both (Blue)
		Resident of County	473	\$7,482,663.38	
		Resident and Loss in County	8,432	\$176,368,200.00	
		Claim Loss in County	3,936	\$47,131,500.00	
Totals:	12,841	\$230,982,363.38			
Barbour (Alabama)	13	<u>Claimant Type</u>	<u>Claims Paid</u>	<u>Amount Paid</u>	Payments in County  Legend: Resident (Dark Green), Both (Light Green)
		Resident of County	2	\$25,600.00	
		Resident and Loss in County	2	\$91,300.00	
		Totals:	4	\$116,900.00	
Bibb (Alabama)	10	<u>Claimant Type</u>	<u>Claims Paid</u>	<u>Amount Paid</u>	Payments in County  Legend: Resident (Dark Green)
		Resident of County	6	\$25,400.00	
		Totals:	6	\$25,400.00	
Blount (Alabama)	9	<u>Claimant Type</u>	<u>Claims Paid</u>	<u>Amount Paid</u>	Payments in County  Legend: Resident (Dark Green)
		Resident of County	3	\$14,200.00	
		Totals:	3	\$14,200.00	


GCCF Program Statistics - Overall Summary

(as of November 10, 2010, 5:05 PM ET)

County (Alabama)	Total Claims	Claimant Type	Claims Paid	Amount Paid	Payments in County
Bullock (Alabama)	7	<u>Claimant Type</u>	<u>Claims Paid</u>	<u>Amount Paid</u>	Payments in County  <ul style="list-style-type: none"> Resident
		Resident of County	1	\$16,000.00	
		Totals:	1	\$16,000.00	
Butler (Alabama)	27	<u>Claimant Type</u>	<u>Claims Paid</u>	<u>Amount Paid</u>	Payments in County  <ul style="list-style-type: none"> Resident Loss Both
		Resident of County	4	\$34,800.00	
		Resident and Loss in County	1	\$5,400.00	
		Claim Loss in County	2	\$129,200.00	
Totals:	7	\$169,400.00			
Calhoun (Alabama)	69	<u>Claimant Type</u>	<u>Claims Paid</u>	<u>Amount Paid</u>	Payments in County  <ul style="list-style-type: none"> Resident
		Resident of County	20	\$200,200.00	
		Totals:	20	\$200,200.00	
Chambers (Alabama)	11	<u>Claimant Type</u>	<u>Claims Paid</u>	<u>Amount Paid</u>	Payments in County  <ul style="list-style-type: none"> Resident
		Resident of County	2	\$27,000.00	
		Totals:	2	\$27,000.00	
Cherokee (Alabama)	7	<u>Claimant Type</u>	<u>Claims Paid</u>	<u>Amount Paid</u>	Payments in County  <ul style="list-style-type: none"> Resident
		Resident of County	5	\$43,100.00	
		Totals:	5	\$43,100.00	

GCCF Program Statistics - Overall Summary

(as of November 10, 2010, 5:05 PM ET)

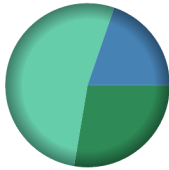


County (Alabama)	Total Claims	Claimant Type	Claims Paid	Amount Paid	Payments in County
Chilton (Alabama)	18	<u>Claimant Type</u>	<u>Claims Paid</u>	<u>Amount Paid</u>	Payments in County  <ul style="list-style-type: none"> ■ Resident ■ Both
		Resident of County	3	\$24,300.00	
		Resident and Loss in County	1	\$19,000.00	
		Totals:	4	\$43,300.00	
Choctaw (Alabama)	24	<u>Claimant Type</u>	<u>Claims Paid</u>	<u>Amount Paid</u>	Payments in County  <ul style="list-style-type: none"> ■ Resident ■ Both
		Resident of County	2	\$11,000.00	
		Resident and Loss in County	1	\$68,400.00	
		Totals:	3	\$79,400.00	
Clarke (Alabama)	195	<u>Claimant Type</u>	<u>Claims Paid</u>	<u>Amount Paid</u>	Payments in County  <ul style="list-style-type: none"> ■ Resident ■ Loss ■ Both
		Resident of County	28	\$255,000.00	
		Resident and Loss in County	4	\$35,600.00	
		Claim Loss in County	4	\$50,100.00	
Totals:	36	\$340,700.00			
Clay (Alabama)	6	<u>Claimant Type</u>	<u>Claims Paid</u>	<u>Amount Paid</u>	Payments in County  <ul style="list-style-type: none"> ■ Resident
		Resident of County	4	\$55,200.00	
		Totals:	4	\$55,200.00	
Cleburne (Alabama)	3	<u>Claimant Type</u>	<u>Claims Paid</u>	<u>Amount Paid</u>	Payments in County  <ul style="list-style-type: none"> ■ Resident
		Resident of County	1	\$3,000.00	
		Totals:	1	\$3,000.00	

GCCF Program Statistics - Overall Summary

(as of November 10, 2010, 5:05 PM ET)




County (Alabama)	Total Claims	Claimant Type	Claims Paid	Amount Paid	Payments in County
Coffee (Alabama)	45	<u>Claimant Type</u>	<u>Claims Paid</u>	<u>Amount Paid</u>	Payments in County  <ul style="list-style-type: none"> ■ Resident ■ Both
		Resident of County	8	\$79,000.00	
		Resident and Loss in County	1	\$3,000.00	
		Totals:	9	\$82,000.00	
Colbert (Alabama)	37	<u>Claimant Type</u>	<u>Claims Paid</u>	<u>Amount Paid</u>	Payments in County  <ul style="list-style-type: none"> ■ Resident
		Resident of County	24	\$240,200.00	
		Totals:	24	\$240,200.00	
		Conecuh (Alabama)	23	<u>Claimant Type</u>	
Resident of County	5			\$51,700.00	
Totals:	5			\$51,700.00	
Coosa (Alabama)	5			<u>Claimant Type</u>	<u>Claims Paid</u>
		Resident of County	3	\$18,600.00	
		Resident and Loss in County	1	\$150,000.00	
		Totals:	4	\$168,600.00	
Covington (Alabama)	87	<u>Claimant Type</u>	<u>Claims Paid</u>	<u>Amount Paid</u>	Payments in County  <ul style="list-style-type: none"> ■ Resident ■ Loss ■ Both
		Resident of County	26	\$574,200.00	
		Resident and Loss in County	3	\$97,800.00	
		Claim Loss in County	2	\$109,500.00	
		Totals:	31	\$781,500.00	

GCCF Program Statistics - Overall Summary (as of November 10, 2010, 5:05 PM ET)

County (Alabama)	Total Claims	Claimant Type	Claims Paid	Amount Paid	Payments in County
Crenshaw (Alabama)	18	<u>Claimant Type</u>	<u>Claims Paid</u>	<u>Amount Paid</u>	 <ul style="list-style-type: none"> ■ Resident ■ Loss ■ Both
		Resident of County	1	\$2,100.00	
		Resident and Loss in County	1	\$1,500.00	
		Claim Loss in County	1	\$4,000.00	
Totals:	3	\$7,600.00			
Cullman (Alabama)	52	<u>Claimant Type</u>	<u>Claims Paid</u>	<u>Amount Paid</u>	 <ul style="list-style-type: none"> ■ Resident
		Resident of County	36	\$343,200.00	
		Totals:	36	\$343,200.00	
Dale (Alabama)	37	<u>Claimant Type</u>	<u>Claims Paid</u>	<u>Amount Paid</u>	 <ul style="list-style-type: none"> ■ Resident ■ Both
		Resident of County	9	\$70,100.00	
		Resident and Loss in County	1	\$37,600.00	
		Totals:	10	\$107,700.00	
Dallas (Alabama)	44	<u>Claimant Type</u>	<u>Claims Paid</u>	<u>Amount Paid</u>	 <ul style="list-style-type: none"> ■ Resident ■ Both
		Resident of County	10	\$108,600.00	
		Resident and Loss in County	1	\$15,000.00	
		Totals:	11	\$123,600.00	
Dekalb (Alabama)	22	<u>Claimant Type</u>	<u>Claims Paid</u>	<u>Amount Paid</u>	 <ul style="list-style-type: none"> ■ Resident ■ Loss
		Resident of County	14	\$146,700.00	
		Claim Loss in County	1	\$10,800.00	
		Totals:	15	\$157,500.00	

GCCF Program Statistics - Overall Summary

(as of November 10, 2010, 5:05 PM ET)

County (Alabama)	Total Claims	Claimant Type	Claims Paid	Amount Paid	Payments in County
Elmore	47	<u>Claimant Type</u>	<u>Claims Paid</u>	<u>Amount Paid</u>	
		Resident of County	20	\$229,500.00	
		Resident and Loss in County	1	\$19,200.00	
		Totals:	21	\$248,700.00	
Escambia	294	<u>Claimant Type</u>	<u>Claims Paid</u>	<u>Amount Paid</u>	
		Resident of County	47	\$684,400.00	
		Resident and Loss in County	6	\$75,200.00	
		Claim Loss in County	7	\$135,500.00	
Totals:	60	\$895,100.00			
Etowah	65	<u>Claimant Type</u>	<u>Claims Paid</u>	<u>Amount Paid</u>	
		Resident of County	32	\$482,200.00	
		Totals:	32	\$482,200.00	
Fayette	13	<u>Claimant Type</u>	<u>Claims Paid</u>	<u>Amount Paid</u>	
		Resident of County	11	\$71,300.00	
		Totals:	11	\$71,300.00	
Franklin	7	<u>Claimant Type</u>	<u>Claims Paid</u>	<u>Amount Paid</u>	
		Resident of County	7	\$65,900.00	
		Totals:	7	\$65,900.00	






GCCF Program Statistics - Overall Summary

(as of November 10, 2010, 5:05 PM ET)




County (Alabama)	Total	Claimant Type	Claims Paid	Amount Paid	Payments in County
Geneva (Alabama)	60				 <ul style="list-style-type: none"> Resident
		Resident of County	16	\$149,400.00	
		Totals:	16	\$149,400.00	
Greene (Alabama)	5				 <ul style="list-style-type: none"> Resident
		Resident of County	4	\$22,900.00	
		Totals:	4	\$22,900.00	
Hale (Alabama)	14				 <ul style="list-style-type: none"> Resident Both
		Resident of County	8	\$147,900.00	
		Resident and Loss in County	1	\$100,000.00	
Totals:	9	\$247,900.00			
Henry (Alabama)	14				 <ul style="list-style-type: none"> Resident
		Resident of County	3	\$15,600.00	
		Totals:	3	\$15,600.00	
Houston (Alabama)	151				 <ul style="list-style-type: none"> Resident Loss Both
		Resident of County	33	\$229,900.00	
		Resident and Loss in County	3	\$205,900.00	
		Claim Loss in County	1	\$6,000.00	
Totals:	37	\$441,800.00			

GCCF Program Statistics - Overall Summary

(as of November 10, 2010, 5:05 PM ET)


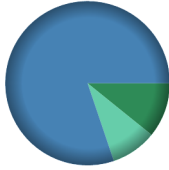



County (Alabama)	Total Claims	Claimant Type	Claims Paid	Amount Paid	Payments in County
Jackson (Alabama)	16	<u>Claimant Type</u>	<u>Claims Paid</u>	<u>Amount Paid</u>	Payments in County  <ul style="list-style-type: none"> ■ Resident ■ Loss
		Resident of County	9	\$102,500.00	
		Claim Loss in County	1	\$14,500.00	
		Totals:	10	\$117,000.00	
Jefferson (Alabama)	640	<u>Claimant Type</u>	<u>Claims Paid</u>	<u>Amount Paid</u>	Payments in County  <ul style="list-style-type: none"> ■ Resident ■ Loss ■ Both
		Resident of County	324	\$3,772,700.00	
		Resident and Loss in County	6	\$107,500.00	
		Claim Loss in County	3	\$55,800.00	
Totals:	333	\$3,936,000.00			
Lauderdale (Alabama)	36	<u>Claimant Type</u>	<u>Claims Paid</u>	<u>Amount Paid</u>	Payments in County  <ul style="list-style-type: none"> ■ Resident
		Resident of County	15	\$152,200.00	
		Totals:	15	\$152,200.00	
Lawrence (Alabama)	6	<u>Claimant Type</u>	<u>Claims Paid</u>	<u>Amount Paid</u>	Payments in County  <ul style="list-style-type: none"> ■ Resident ■ Loss
		Resident of County	2	\$21,200.00	
		Claim Loss in County	1	\$1,400.00	
		Totals:	3	\$22,600.00	
Lee (Alabama)	93	<u>Claimant Type</u>	<u>Claims Paid</u>	<u>Amount Paid</u>	Payments in County  <ul style="list-style-type: none"> ■ Resident
		Resident of County	37	\$368,600.00	
		Totals:	37	\$368,600.00	

GCCF Program Statistics - Overall Summary (as of November 10, 2010, 5:05 PM ET)

County (Alabama)	Total Claims	Claimant Type	Claims Paid	Amount Paid	Payments in County
Limestone (Alabama)	44	<u>Claimant Type</u>	<u>Claims Paid</u>	<u>Amount Paid</u>	Payments in County  <ul style="list-style-type: none"> Resident
		Resident of County	30	\$439,100.00	
		Totals:	30	\$439,100.00	
Macon (Alabama)	5	<u>Claimant Type</u>	<u>Claims Paid</u>	<u>Amount Paid</u>	Payments in County  <ul style="list-style-type: none"> Resident
		Resident of County	2	\$7,500.00	
		Totals:	2	\$7,500.00	
Madison (Alabama)	276	<u>Claimant Type</u>	<u>Claims Paid</u>	<u>Amount Paid</u>	Payments in County  <ul style="list-style-type: none"> Resident Loss Both
		Resident of County	136	\$1,629,400.00	
		Resident and Loss in County	5	\$56,600.00	
		Claim Loss in County	2	\$4,500.00	
Totals:	143	\$1,690,500.00			
Marengo (Alabama)	25	<u>Claimant Type</u>	<u>Claims Paid</u>	<u>Amount Paid</u>	Payments in County  <ul style="list-style-type: none"> Resident
		Resident of County	12	\$87,200.00	
		Totals:	12	\$87,200.00	
Marion (Alabama)	5	<u>Claimant Type</u>	<u>Claims Paid</u>	<u>Amount Paid</u>	Payments in County  <ul style="list-style-type: none"> Resident
		Resident of County	1	\$1,200.00	
		Totals:	1	\$1,200.00	

GCCF Program Statistics - Overall Summary






(as of November 10, 2010, 5:05 PM ET)

County (Alabama)	Total Claims	Claimant Type	Claims Paid	Amount Paid	Payments in County
Marshall (Alabama)	51	<u>Claimant Type</u>	<u>Claims Paid</u>	<u>Amount Paid</u>	Payments in County  <ul style="list-style-type: none"> ■ Resident ■ Both
		Resident of County	26	\$321,700.00	
		Resident and Loss in County	1	\$37,200.00	
		Totals:	27	\$358,900.00	
Mobile (Alabama)	28,580	<u>Claimant Type</u>	<u>Claims Paid</u>	<u>Amount Paid</u>	Payments in County  <ul style="list-style-type: none"> ■ Resident ■ Loss ■ Both
		Resident of County	967	\$13,518,265.00	
		Resident and Loss in County	6,066	\$100,116,000.00	
		Claim Loss in County	593	\$11,235,900.00	
Totals:	7,626	\$124,870,165.00			
Monroe (Alabama)	107	<u>Claimant Type</u>	<u>Claims Paid</u>	<u>Amount Paid</u>	Payments in County  <ul style="list-style-type: none"> ■ Resident ■ Both
		Resident of County	38	\$603,500.00	
		Resident and Loss in County	11	\$145,400.00	
		Totals:	49	\$748,900.00	
Montgomery (Alabama)	267	<u>Claimant Type</u>	<u>Claims Paid</u>	<u>Amount Paid</u>	Payments in County  <ul style="list-style-type: none"> ■ Resident ■ Both
		Resident of County	94	\$1,311,400.00	
		Resident and Loss in County	8	\$340,500.00	
		Totals:	102	\$1,651,900.00	
Morgan (Alabama)	84	<u>Claimant Type</u>	<u>Claims Paid</u>	<u>Amount Paid</u>	Payments in County  <ul style="list-style-type: none"> ■ Resident ■ Both
		Resident of County	49	\$535,200.00	
		Resident and Loss in County	1	\$2,400.00	
		Totals:	50	\$537,600.00	

GCCF Program Statistics - Overall Summary (as of November 10, 2010, 5:05 PM ET)



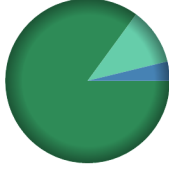
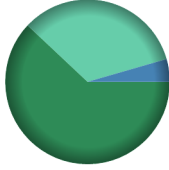
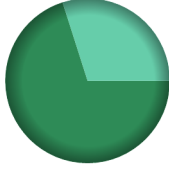
Perry (Alabama)	3	<u>Claimant Type</u>	<u>Claims Paid</u>	<u>Amount Paid</u>	Payments in County  ■ Loss
		Claim Loss in County	1	\$35,000.00	
		Totals:	1	\$35,000.00	
Pickens (Alabama)	11	<u>Claimant Type</u>	<u>Claims Paid</u>	<u>Amount Paid</u>	Payments in County  ■ Resident
		Resident of County	4	\$43,400.00	
		Totals:	4	\$43,400.00	
Pike (Alabama)	37	<u>Claimant Type</u>	<u>Claims Paid</u>	<u>Amount Paid</u>	Payments in County  ■ Resident
		Resident of County	6	\$44,100.00	
		Totals:	6	\$44,100.00	
Randolph (Alabama)	7	<u>Claimant Type</u>	<u>Claims Paid</u>	<u>Amount Paid</u>	Payments in County  ■ Resident
		Resident of County	4	\$50,300.00	
		Totals:	4	\$50,300.00	
Russell (Alabama)	25	<u>Claimant Type</u>	<u>Claims Paid</u>	<u>Amount Paid</u>	Payments in County  ■ Resident
		Resident of County	3	\$32,500.00	
		Totals:	3	\$32,500.00	

GCCF Program Statistics - Overall Summary (as of November 10, 2010, 5:05 PM ET)

County (Alabama)	Total Claims	Claimant Type	Claims Paid	Amount Paid	Payments in County
Shelby (Alabama)	231	<u>Claimant Type</u>	<u>Claims Paid</u>	<u>Amount Paid</u>	
		Resident of County	124	\$1,387,800.00	
		Resident and Loss in County	2	\$23,500.00	
		Claim Loss in County	1	\$28,800.00	
Totals:	127	\$1,440,100.00			
St. Clair (Alabama)	44	<u>Claimant Type</u>	<u>Claims Paid</u>	<u>Amount Paid</u>	
		Resident of County	24	\$333,000.00	
		Totals:	24	\$333,000.00	
Sumter (Alabama)	7	<u>Claimant Type</u>	<u>Claims Paid</u>	<u>Amount Paid</u>	
		Resident of County	1	\$46,200.00	
		Totals:	1	\$46,200.00	
Talladega (Alabama)	44	<u>Claimant Type</u>	<u>Claims Paid</u>	<u>Amount Paid</u>	
		Resident of County	23	\$136,600.00	
		Totals:	23	\$136,600.00	
Tallapoosa (Alabama)	26	<u>Claimant Type</u>	<u>Claims Paid</u>	<u>Amount Paid</u>	
		Resident of County	9	\$61,800.00	
		Totals:	9	\$61,800.00	


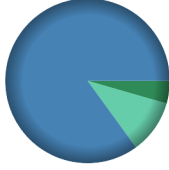
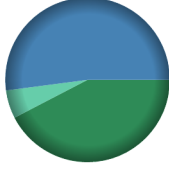
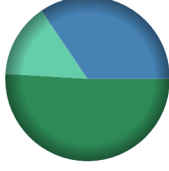
GCCF Program Statistics - Overall Summary

(as of November 10, 2010, 5:05 PM ET)

		<u>Claimant Type</u>	<u>Claims Paid</u>	<u>Amount Paid</u>	<u>Payments in County</u>
Tuscaloosa (Alabama)	218	Resident of County	116	\$1,092,000.00	 <ul style="list-style-type: none"> ■ Resident ■ Loss ■ Both
		Resident and Loss in County	2	\$22,000.00	
		Claim Loss in County	2	\$49,000.00	
		Totals:	120	\$1,163,000.00	
Unknown (Alabama)	112	Resident of County	38	\$1,025,200.00	 <ul style="list-style-type: none"> ■ Resident
		Totals:	38	\$1,025,200.00	
Walker (Alabama)	40	Resident of County	17	\$213,200.00	 <ul style="list-style-type: none"> ■ Resident ■ Loss ■ Both
		Resident and Loss in County	1	\$9,500.00	
		Claim Loss in County	2	\$28,000.00	
		Totals:	20	\$250,700.00	
Washington (Alabama)	225	Resident of County	18	\$208,300.00	 <ul style="list-style-type: none"> ■ Resident ■ Loss ■ Both
		Resident and Loss in County	1	\$15,000.00	
		Claim Loss in County	5	\$112,600.00	
		Totals:	24	\$335,900.00	
Wilcox (Alabama)	46	Resident of County	11	\$157,000.00	 <ul style="list-style-type: none"> ■ Resident ■ Both
		Resident and Loss in County	3	\$67,000.00	
		Totals:	14	\$224,000.00	

GCCF Program Statistics - Overall Summary

(as of November 10, 2010, 5:05 PM ET)

County	Total Claims	Claimant Type	Claims Paid	Amount Paid	Payments in County
Winston (Alabama)	13	<u>Claimant Type</u>	<u>Claims Paid</u>	<u>Amount Paid</u>	Payments in County  Resident
		Resident of County	5	\$189,800.00	
		Totals:	5	\$189,800.00	
		Aachua (Florida)	90	<u>Claimant Type</u>	
Resident of County	19			\$140,200.00	
Resident and Loss in County	5			\$145,600.00	
Claim Loss in County	1			\$12,000.00	
Totals:	25	\$297,800.00			
Bay (Florida)	28,635	<u>Claimant Type</u>	<u>Claims Paid</u>	<u>Amount Paid</u>	Payments in County  Resident Loss Both
		Resident of County	537	\$6,463,800.00	
		Resident and Loss in County	9,113	\$123,260,276.00	
		Claim Loss in County	1,496	\$15,263,800.00	
Totals:	11,146	\$144,987,876.00			
Brevard (Florida)	130	<u>Claimant Type</u>	<u>Claims Paid</u>	<u>Amount Paid</u>	Payments in County  Resident Loss Both
		Resident of County	12	\$231,700.00	
		Resident and Loss in County	8	\$284,600.00	
		Claim Loss in County	2	\$30,300.00	
Totals:	22	\$546,600.00			
Broward (Florida)	605	<u>Claimant Type</u>	<u>Claims Paid</u>	<u>Amount Paid</u>	Payments in County  Resident Loss Both
		Resident of County	24	\$811,600.00	
		Resident and Loss in County	7	\$548,700.00	
		Claim Loss in County	9	\$231,900.00	
Totals:	40	\$1,592,200.00			

GCCF Program Statistics - Overall Summary

(as of November 10, 2010, 5:05 PM ET)

County (Florida)	Total Claims	Claimant Type	Claims Paid	Amount Paid	Payments in County
Calhoun (Florida)	150	<u>Claimant Type</u>	<u>Claims Paid</u>	<u>Amount Paid</u>	<p>Payments in County</p> <ul style="list-style-type: none"> Resident Loss Both
		Resident of County	24	\$270,300.00	
		Resident and Loss in County	1	\$6,000.00	
		Claim Loss in County	1	\$4,200.00	
		Totals:	26	\$280,500.00	
Charlotte (Florida)	250	<u>Claimant Type</u>	<u>Claims Paid</u>	<u>Amount Paid</u>	<p>Payments in County</p> <ul style="list-style-type: none"> Resident Loss Both
		Resident of County	6	\$94,700.00	
		Resident and Loss in County	25	\$948,700.00	
		Claim Loss in County	9	\$71,400.00	
		Totals:	40	\$1,114,800.00	
Citrus (Florida)	229	<u>Claimant Type</u>	<u>Claims Paid</u>	<u>Amount Paid</u>	<p>Payments in County</p> <ul style="list-style-type: none"> Resident Loss Both
		Resident of County	23	\$407,100.00	
		Resident and Loss in County	83	\$1,357,200.00	
		Claim Loss in County	7	\$162,700.00	
		Totals:	113	\$1,927,000.00	
Clay (Florida)	50	<u>Claimant Type</u>	<u>Claims Paid</u>	<u>Amount Paid</u>	<p>Payments in County</p> <ul style="list-style-type: none"> Resident Loss Both
		Resident of County	5	\$26,600.00	
		Resident and Loss in County	1	\$125,000.00	
		Claim Loss in County	1	\$18,700.00	
		Totals:	7	\$170,300.00	
Collier (Florida)	10,027	<u>Claimant Type</u>	<u>Claims Paid</u>	<u>Amount Paid</u>	<p>Payments in County</p> <ul style="list-style-type: none"> Resident Loss Both
		Resident of County	55	\$530,100.00	
		Resident and Loss in County	887	\$9,617,600.00	
		Claim Loss in County	27	\$156,500.00	
		Totals:	969	\$10,304,200.00	

GCCF Program Statistics - Overall Summary

(as of November 10, 2010, 5:05 PM ET)

County (Florida)	Total Claims	Claimant Type	Claims Paid	Amount Paid	Payments in County
Columbia (Florida)	22	<u>Claimant Type</u>	<u>Claims Paid</u>	<u>Amount Paid</u>	<ul style="list-style-type: none"> Resident Both
		Resident of County	4	\$81,700.00	
		Resident and Loss in County	1	\$40,000.00	
		Totals:	5	\$121,700.00	
Dixie (Florida)	32	<u>Claimant Type</u>	<u>Claims Paid</u>	<u>Amount Paid</u>	<ul style="list-style-type: none"> Resident Loss Both
		Resident of County	1	\$3,000.00	
		Resident and Loss in County	12	\$353,400.00	
		Claim Loss in County	4	\$89,700.00	
Totals:	17	\$446,100.00			
Duval (Florida)	345	<u>Claimant Type</u>	<u>Claims Paid</u>	<u>Amount Paid</u>	<ul style="list-style-type: none"> Resident Loss Both
		Resident of County	39	\$670,400.00	
		Resident and Loss in County	15	\$1,183,000.00	
		Claim Loss in County	7	\$136,800.00	
Totals:	61	\$1,990,200.00			
Escambia (Florida)	17,062	<u>Claimant Type</u>	<u>Claims Paid</u>	<u>Amount Paid</u>	<ul style="list-style-type: none"> Resident Loss Both
		Resident of County	1,572	\$17,245,300.00	
		Resident and Loss in County	4,568	\$64,901,500.00	
		Claim Loss in County	1,088	\$14,389,500.00	
Totals:	7,228	\$96,536,300.00			
Flagler (Florida)	28	<u>Claimant Type</u>	<u>Claims Paid</u>	<u>Amount Paid</u>	<ul style="list-style-type: none"> Resident
		Resident of County	2	\$65,400.00	
		Totals:	2	\$65,400.00	

GCCF Program Statistics - Overall Summary

(as of November 10, 2010, 5:05 PM ET)

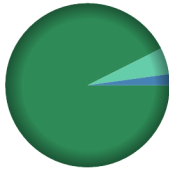


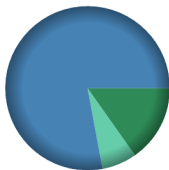
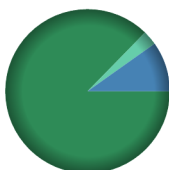
County (Florida)	Total Claims	Claimant Type	Claims Paid	Amount Paid	Payments in County
Franklin (Florida)	2,134	<u>Claimant Type</u>	<u>Claims Paid</u>	<u>Amount Paid</u>	<p>Payments in County</p> <ul style="list-style-type: none"> Resident Loss Both
		Resident of County	37	\$424,100.00	
		Resident and Loss in County	1,135	\$13,733,500.00	
		Claim Loss in County	129	\$1,802,200.00	
		Totals:	1,301	\$15,959,800.00	
Gadsden (Florida)	79	<u>Claimant Type</u>	<u>Claims Paid</u>	<u>Amount Paid</u>	<p>Payments in County</p> <ul style="list-style-type: none"> Resident Loss Both
		Resident of County	9	\$166,100.00	
		Resident and Loss in County	2	\$44,200.00	
		Claim Loss in County	1	\$6,000.00	
		Totals:	12	\$216,300.00	
Gulf (Florida)	1,568	<u>Claimant Type</u>	<u>Claims Paid</u>	<u>Amount Paid</u>	<p>Payments in County</p> <ul style="list-style-type: none"> Resident Loss Both
		Resident of County	99	\$1,147,200.00	
		Resident and Loss in County	412	\$8,861,400.00	
		Claim Loss in County	107	\$1,299,600.00	
		Totals:	618	\$11,308,200.00	
Hardee (Florida)	4	<u>Claimant Type</u>	<u>Claims Paid</u>	<u>Amount Paid</u>	<p>Payments in County</p> <ul style="list-style-type: none"> Resident
		Resident of County	1	\$15,000.00	
		Totals:	1	\$15,000.00	
Hendry (Florida)	64	<u>Claimant Type</u>	<u>Claims Paid</u>	<u>Amount Paid</u>	<p>Payments in County</p> <ul style="list-style-type: none"> Resident
		Resident of County	1	\$24,000.00	
		Totals:	1	\$24,000.00	

GCCF Program Statistics - Overall Summary (as of November 10, 2010, 5:05 PM ET)

County (Florida)	Total Claims	Claimant Type	Claims Paid	Amount Paid	Payments in County
Hernando (Florida)	154	<u>Claimant Type</u>	<u>Claims Paid</u>	<u>Amount Paid</u>	
		Resident of County	22	\$360,300.00	
		Resident and Loss in County	43	\$1,053,100.00	
		Claim Loss in County	17	\$484,800.00	
		Totals:	82	\$1,898,200.00	
Hillsborough (Florida)	1,603	<u>Claimant Type</u>	<u>Claims Paid</u>	<u>Amount Paid</u>	
		Resident of County	69	\$987,600.00	
		Resident and Loss in County	104	\$2,249,800.00	
		Claim Loss in County	37	\$607,900.00	
		Totals:	210	\$3,845,300.00	
Holmes (Florida)	450	<u>Claimant Type</u>	<u>Claims Paid</u>	<u>Amount Paid</u>	
		Resident of County	110	\$912,700.00	
		Resident and Loss in County	21	\$229,300.00	
		Claim Loss in County	5	\$21,600.00	
		Totals:	136	\$1,163,600.00	
Indian River (Florida)	46	<u>Claimant Type</u>	<u>Claims Paid</u>	<u>Amount Paid</u>	
		Resident and Loss in County	3	\$157,000.00	
		Claim Loss in County	1	\$65,000.00	
		Totals:	4	\$222,000.00	
Jackson (Florida)	367	<u>Claimant Type</u>	<u>Claims Paid</u>	<u>Amount Paid</u>	
		Resident of County	37	\$458,300.00	
		Resident and Loss in County	3	\$96,000.00	
		Claim Loss in County	1	\$7,900.00	
		Totals:	41	\$562,200.00	

GCCF Program Statistics - Overall Summary

(as of November 10, 2010, 5:05 PM ET)

County (Florida)	Total Claims	Claimant Type	Claims Paid	Amount Paid	Payments in County
Jefferson (Florida)	13	<u>Claimant Type</u>	<u>Claims Paid</u>	<u>Amount Paid</u>	 <ul style="list-style-type: none"> ■ Resident ■ Loss ■ Both
		Resident of County	4	\$106,200.00	
		Resident and Loss in County	2	\$2,500.00	
		Claim Loss in County	1	\$6,000.00	
Totals:	7		\$114,700.00		
Lafayette (Florida)	5	<u>Claimant Type</u>	<u>Claims Paid</u>	<u>Amount Paid</u>	 <ul style="list-style-type: none"> ■ Both
		Resident and Loss in County	1	\$226,700.00	
		Totals:	1	\$226,700.00	
Lake (Florida)	50	<u>Claimant Type</u>	<u>Claims Paid</u>	<u>Amount Paid</u>	 <ul style="list-style-type: none"> ■ Resident ■ Both
		Resident of County	9	\$84,100.00	
		Resident and Loss in County	5	\$137,900.00	
		Totals:	14	\$222,000.00	
Lee (Florida)	4,161	<u>Claimant Type</u>	<u>Claims Paid</u>	<u>Amount Paid</u>	 <ul style="list-style-type: none"> ■ Resident ■ Loss ■ Both
		Resident of County	40	\$696,000.00	
		Resident and Loss in County	209	\$3,560,500.00	
		Claim Loss in County	43	\$313,200.00	
Totals:	292		\$4,569,700.00		
Leon (Florida)	553	<u>Claimant Type</u>	<u>Claims Paid</u>	<u>Amount Paid</u>	 <ul style="list-style-type: none"> ■ Resident ■ Loss ■ Both
		Resident of County	97	\$1,885,800.00	
		Resident and Loss in County	7	\$212,600.00	
		Claim Loss in County	5	\$61,800.00	
Totals:	109		\$2,160,200.00		

GCCF Program Statistics - Overall Summary (as of November 10, 2010, 5:05 PM ET)

Levy (Florida)	158	<u>Claimant Type</u>	<u>Claims Paid</u>	<u>Amount Paid</u>	Payments in County
		Resident of County	10	\$229,300.00	<ul style="list-style-type: none"> ■ Resident ■ Loss ■ Both
		Resident and Loss in County	72	\$1,897,000.00	
		Claim Loss in County	9	\$241,100.00	
		Totals:	91	\$2,367,400.00	
Liberty (Florida)	59	<u>Claimant Type</u>	<u>Claims Paid</u>	<u>Amount Paid</u>	Payments in County
		Resident of County	18	\$160,000.00	<ul style="list-style-type: none"> ■ Resident ■ Loss ■ Both
		Resident and Loss in County	3	\$36,200.00	
		Claim Loss in County	2	\$49,600.00	
		Totals:	23	\$245,800.00	
Madison (Florida)	11	<u>Claimant Type</u>	<u>Claims Paid</u>	<u>Amount Paid</u>	Payments in County
		Resident of County	1	\$2,100.00	<ul style="list-style-type: none"> ■ Resident ■ Loss
		Claim Loss in County	2	\$21,200.00	
		Totals:	3	\$23,300.00	
Manatee (Florida)	433	<u>Claimant Type</u>	<u>Claims Paid</u>	<u>Amount Paid</u>	Payments in County
		Resident of County	21	\$486,300.00	<ul style="list-style-type: none"> ■ Resident ■ Loss ■ Both
		Resident and Loss in County	50	\$2,073,900.00	
		Claim Loss in County	21	\$479,000.00	
		Totals:	92	\$3,039,200.00	
Marion (Florida)	74	<u>Claimant Type</u>	<u>Claims Paid</u>	<u>Amount Paid</u>	Payments in County
		Resident of County	9	\$97,500.00	<ul style="list-style-type: none"> ■ Resident ■ Loss ■ Both
		Resident and Loss in County	2	\$29,100.00	
		Claim Loss in County	2	\$59,800.00	
		Totals:	13	\$186,400.00	


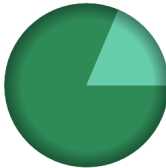

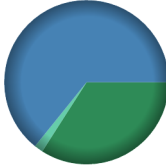
GCCF Program Statistics - Overall Summary

(as of November 10, 2010, 5:05 PM ET)

County (Florida)	Total Claims	Claimant Type	Claims Paid	Amount Paid	Payments in County
Martin (Florida)	34	<u>Claimant Type</u>	<u>Claims Paid</u>	<u>Amount Paid</u>	<p>Payments in County</p> <ul style="list-style-type: none"> Resident Both
		Resident of County	2	\$27,200.00	
		Resident and Loss in County	5	\$109,500.00	
		Totals:	7	\$136,700.00	
Miami-dade (Florida)	1,758	<u>Claimant Type</u>	<u>Claims Paid</u>	<u>Amount Paid</u>	<p>Payments in County</p> <ul style="list-style-type: none"> Resident Loss Both
		Resident of County	40	\$562,800.00	
		Resident and Loss in County	30	\$744,600.00	
		Claim Loss in County	13	\$298,100.00	
Totals:	83	\$1,605,500.00			
Monroe (Florida)	4,444	<u>Claimant Type</u>	<u>Claims Paid</u>	<u>Amount Paid</u>	<p>Payments in County</p> <ul style="list-style-type: none"> Resident Loss Both
		Resident of County	31	\$742,000.00	
		Resident and Loss in County	763	\$19,287,800.00	
		Claim Loss in County	47	\$604,700.00	
Totals:	841	\$20,634,500.00			
Nassau (Florida)	22	<u>Claimant Type</u>	<u>Claims Paid</u>	<u>Amount Paid</u>	<p>Payments in County</p> <ul style="list-style-type: none"> Resident Loss Both
		Resident of County	3	\$65,200.00	
		Resident and Loss in County	2	\$31,100.00	
		Claim Loss in County	2	\$33,300.00	
Totals:	7	\$129,600.00			
Okaloosa (Florida)	22,904	<u>Claimant Type</u>	<u>Claims Paid</u>	<u>Amount Paid</u>	<p>Payments in County</p> <ul style="list-style-type: none"> Resident Loss Both
		Resident of County	1,377	\$16,608,500.00	
		Resident and Loss in County	7,420	\$122,891,400.00	
		Claim Loss in County	3,167	\$38,202,000.00	
Totals:	11,964	\$177,701,900.00			

GCCF Program Statistics - Overall Summary






(as of November 10, 2010, 5:05 PM ET)

County (Florida)	Total Claims	Claimant Type	Claims Paid	Amount Paid	Payments in County
Okeechobee (Florida)	6	<u>Claimant Type</u>	<u>Claims Paid</u>	<u>Amount Paid</u>	 <ul style="list-style-type: none"> Loss
		Claim Loss in County	1	\$5,000.00	
		Totals:	1	\$5,000.00	
Orange (Florida)	734	<u>Claimant Type</u>	<u>Claims Paid</u>	<u>Amount Paid</u>	 <ul style="list-style-type: none"> Resident Both
		Resident of County	59	\$819,700.00	
		Resident and Loss in County	7	\$187,700.00	
Totals:	66	\$1,007,400.00			
Osceola (Florida)	47	<u>Claimant Type</u>	<u>Claims Paid</u>	<u>Amount Paid</u>	 <ul style="list-style-type: none"> Resident
		Resident of County	4	\$33,600.00	
		Totals:	4	\$33,600.00	
Palm Beach (Florida)	428	<u>Claimant Type</u>	<u>Claims Paid</u>	<u>Amount Paid</u>	 <ul style="list-style-type: none"> Resident Loss Both
		Resident of County	18	\$241,600.00	
		Resident and Loss in County	9	\$455,500.00	
Claim Loss in County	2	\$12,200.00			
Totals:	29	\$709,300.00			
Pasco (Florida)	500	<u>Claimant Type</u>	<u>Claims Paid</u>	<u>Amount Paid</u>	 <ul style="list-style-type: none"> Resident Loss Both
		Resident of County	73	\$1,172,300.00	
		Resident and Loss in County	95	\$2,552,300.00	
Claim Loss in County	19	\$302,600.00			
Totals:	187	\$4,027,200.00			

GCCF Program Statistics - Overall Summary (as of November 10, 2010, 5:05 PM ET)

County (Florida)	Total Claims	Claimant Type	Claims Paid	Amount Paid	Payments in County
Pinellas (Florida)	3,470	<u>Claimant Type</u>	<u>Claims Paid</u>	<u>Amount Paid</u>	
		Resident of County	53	\$1,438,600.00	
		Resident and Loss in County	551	\$9,527,800.00	
		Claim Loss in County	114	\$1,678,500.00	
		Totals:	718	\$12,644,900.00	
Polk (Florida)	256	<u>Claimant Type</u>	<u>Claims Paid</u>	<u>Amount Paid</u>	
		Resident of County	13	\$183,600.00	
		Resident and Loss in County	5	\$145,000.00	
		Claim Loss in County	1	\$9,200.00	
		Totals:	19	\$337,800.00	
Putnam (Florida)	12	<u>Claimant Type</u>	<u>Claims Paid</u>	<u>Amount Paid</u>	
		Resident and Loss in County	2	\$51,500.00	
		Totals:	2	\$51,500.00	
Santa Rosa (Florida)	7,931	<u>Claimant Type</u>	<u>Claims Paid</u>	<u>Amount Paid</u>	
		Resident of County	955	\$10,630,900.00	
		Resident and Loss in County	1,755	\$34,777,700.00	
		Claim Loss in County	1,240	\$14,198,600.00	
		Totals:	3,950	\$59,607,200.00	
Sarasota (Florida)	420	<u>Claimant Type</u>	<u>Claims Paid</u>	<u>Amount Paid</u>	
		Resident of County	14	\$138,100.00	
		Resident and Loss in County	36	\$1,266,100.00	
		Claim Loss in County	9	\$131,500.00	
		Totals:	59	\$1,535,700.00	

GCCF Program Statistics - Overall Summary (as of November 10, 2010, 5:05 PM ET)

County (Florida)	Total Claims	Claimant Type	Claims Paid	Amount Paid	Payments in County
Seminole (Florida)	85	<u>Claimant Type</u>	<u>Claims Paid</u>	<u>Amount Paid</u>	Payments in County  <ul style="list-style-type: none"> Resident
		Resident of County	13	\$189,300.00	
		Totals:	13	\$189,300.00	
St. Johns (Florida)	49	<u>Claimant Type</u>	<u>Claims Paid</u>	<u>Amount Paid</u>	Payments in County  <ul style="list-style-type: none"> Resident Both
		Resident of County	8	\$145,300.00	
		Resident and Loss in County	4	\$76,500.00	
Totals:	12	\$221,800.00			
St. Lucie (Florida)	109	<u>Claimant Type</u>	<u>Claims Paid</u>	<u>Amount Paid</u>	Payments in County  <ul style="list-style-type: none"> Resident Both
		Resident of County	4	\$76,500.00	
		Resident and Loss in County	2	\$62,800.00	
Totals:	6	\$139,300.00			
Sumter (Florida)	14	<u>Claimant Type</u>	<u>Claims Paid</u>	<u>Amount Paid</u>	Payments in County  <ul style="list-style-type: none"> Resident
		Resident of County	7	\$153,300.00	
		Totals:	7	\$153,300.00	
Suwannee (Florida)	13	<u>Claimant Type</u>	<u>Claims Paid</u>	<u>Amount Paid</u>	Payments in County  <ul style="list-style-type: none"> Resident
		Resident of County	1	\$3,200.00	
		Totals:	1	\$3,200.00	

GCCF Program Statistics - Overall Summary

(as of November 10, 2010, 5:05 PM ET)

County (Florida)	Total Claims	Claimant Type	Claims Paid	Amount Paid	Payments in County
Taylor (Florida)	68	<u>Claimant Type</u>	<u>Claims Paid</u>	<u>Amount Paid</u>	<p>Payments in County</p> <ul style="list-style-type: none"> Resident Loss Both
		Resident of County	8	\$298,200.00	
		Resident and Loss in County	34	\$1,271,000.00	
		Claim Loss in County	1	\$4,800.00	
Totals:	43	\$1,574,000.00			
Unknown (Florida)	163	<u>Claimant Type</u>	<u>Claims Paid</u>	<u>Amount Paid</u>	<p>Payments in County</p> <ul style="list-style-type: none"> Resident
		Resident of County	35	\$762,100.00	
		Totals:	35	\$762,100.00	
Volusia (Florida)	85	<u>Claimant Type</u>	<u>Claims Paid</u>	<u>Amount Paid</u>	<p>Payments in County</p> <ul style="list-style-type: none"> Resident Loss Both
		Resident of County	7	\$190,500.00	
		Resident and Loss in County	4	\$482,000.00	
		Claim Loss in County	3	\$33,800.00	
Totals:	14	\$706,300.00			
Wakulla (Florida)	566	<u>Claimant Type</u>	<u>Claims Paid</u>	<u>Amount Paid</u>	<p>Payments in County</p> <ul style="list-style-type: none"> Resident Loss Both
		Resident of County	34	\$835,800.00	
		Resident and Loss in County	289	\$6,440,500.00	
		Claim Loss in County	29	\$719,500.00	
Totals:	352	\$7,995,800.00			
Walton (Florida)	10,745	<u>Claimant Type</u>	<u>Claims Paid</u>	<u>Amount Paid</u>	<p>Payments in County</p> <ul style="list-style-type: none"> Resident Loss Both
		Resident of County	955	\$16,760,200.00	
		Resident and Loss in County	2,890	\$49,171,300.00	
		Claim Loss in County	2,181	\$23,714,700.00	
Totals:	6,026	\$89,646,200.00			

GCCF Program Statistics - Overall Summary (as of November 10, 2010, 5:05 PM ET)

County	Total Claims	Claimant Type	Claims Paid	Amount Paid	Payments in County
Washington (Florida)	982	<u>Claimant Type</u>	<u>Claims Paid</u>	<u>Amount Paid</u>	<p>Payments in County</p> <ul style="list-style-type: none"> Resident Loss Both
		Resident of County	222	\$1,949,500.00	
		Resident and Loss in County	40	\$432,100.00	
		Claim Loss in County	7	\$63,500.00	
		Totals:	269	\$2,445,100.00	
Acadia (Louisiana)	125	<u>Claimant Type</u>	<u>Claims Paid</u>	<u>Amount Paid</u>	<p>Payments in County</p> <ul style="list-style-type: none"> Resident Loss Both
		Resident of County	13	\$288,000.00	
		Resident and Loss in County	9	\$339,100.00	
		Claim Loss in County	5	\$74,900.00	
		Totals:	27	\$702,000.00	
Allen (Louisiana)	50	<u>Claimant Type</u>	<u>Claims Paid</u>	<u>Amount Paid</u>	<p>Payments in County</p> <ul style="list-style-type: none"> Resident Loss
		Resident of County	1	\$30,000.00	
		Claim Loss in County	2	\$38,600.00	
		Totals:	3	\$68,600.00	
Ascension (Louisiana)	1,289	<u>Claimant Type</u>	<u>Claims Paid</u>	<u>Amount Paid</u>	<p>Payments in County</p> <ul style="list-style-type: none"> Resident Loss Both
		Resident of County	49	\$646,500.00	
		Resident and Loss in County	12	\$314,500.00	
		Claim Loss in County	2	\$20,900.00	
		Totals:	63	\$981,900.00	
Assumption (Louisiana)	821	<u>Claimant Type</u>	<u>Claims Paid</u>	<u>Amount Paid</u>	<p>Payments in County</p> <ul style="list-style-type: none"> Resident Loss Both
		Resident of County	33	\$670,700.00	
		Resident and Loss in County	89	\$1,203,100.00	
		Claim Loss in County	7	\$117,500.00	
		Totals:	129	\$1,991,300.00	


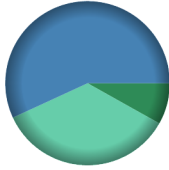

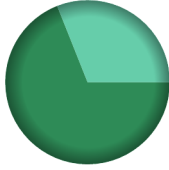
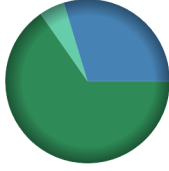
GCCF Program Statistics - Overall Summary

(as of November 10, 2010, 5:05 PM ET)

Parish (Louisiana)	Total Claims	Claimant Type	Claims Paid	Amount Paid	Payments in County
Avoyelles (Louisiana)	108	<u>Claimant Type</u>	<u>Claims Paid</u>	<u>Amount Paid</u>	Payments in County
		Resident of County	12	\$137,200.00	
		Resident and Loss in County	13	\$683,400.00	
		Claim Loss in County	2	\$38,200.00	
Totals:	27	\$858,800.00			
Beauregard (Louisiana)	24	<u>Claimant Type</u>	<u>Claims Paid</u>	<u>Amount Paid</u>	Payments in County
		Resident of County	3	\$135,200.00	
		Resident and Loss in County	4	\$76,000.00	
		Totals:	7	\$211,200.00	
Bossier (Louisiana)	48	<u>Claimant Type</u>	<u>Claims Paid</u>	<u>Amount Paid</u>	Payments in County
		Resident of County	5	\$62,500.00	
		Totals:	5	\$62,500.00	
Caddo (Louisiana)	138	<u>Claimant Type</u>	<u>Claims Paid</u>	<u>Amount Paid</u>	Payments in County
		Resident of County	14	\$133,200.00	
		Totals:	14	\$133,200.00	
Calcasieu (Louisiana)	783	<u>Claimant Type</u>	<u>Claims Paid</u>	<u>Amount Paid</u>	Payments in County
		Resident of County	118	\$3,019,800.00	
		Resident and Loss in County	94	\$2,244,300.00	
		Claim Loss in County	24	\$496,000.00	
		Totals:	236	\$5,760,100.00	

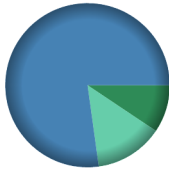



GCCF Program Statistics - Overall Summary

(as of November 10, 2010, 5:05 PM ET)

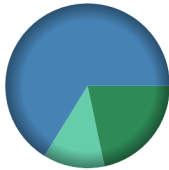
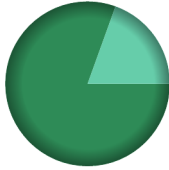
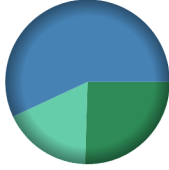
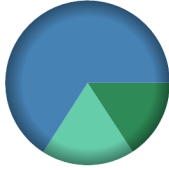
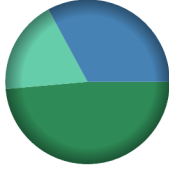
County (Louisiana)	Total Claims	Claimant Type	Claims Paid	Amount Paid	Payments in County
Caldwell	6	<u>Claimant Type</u>	<u>Claims Paid</u>	<u>Amount Paid</u>	Payments in County 
		Resident of County	2	\$7,300.00	
		Totals:	2	\$7,300.00	
Cameron	345	<u>Claimant Type</u>	<u>Claims Paid</u>	<u>Amount Paid</u>	Payments in County 
		Resident of County	20	\$514,400.00	
		Resident and Loss in County	131	\$3,596,300.00	
		Claim Loss in County	85	\$2,211,800.00	
		Totals:	236	\$6,322,500.00	
Claiborne	4	<u>Claimant Type</u>	<u>Claims Paid</u>	<u>Amount Paid</u>	Payments in County 
		Claim Loss in County	1	\$80,400.00	
		Totals:	1	\$80,400.00	
Concordia	43	<u>Claimant Type</u>	<u>Claims Paid</u>	<u>Amount Paid</u>	Payments in County 
		Resident of County	3	\$155,700.00	
		Resident and Loss in County	2	\$70,000.00	
		Totals:	5	\$225,700.00	
E. Baton Rouge	3,221	<u>Claimant Type</u>	<u>Claims Paid</u>	<u>Amount Paid</u>	Payments in County 
		Resident of County	181	\$2,993,900.00	
		Resident and Loss in County	48	\$1,359,500.00	
		Claim Loss in County	15	\$229,800.00	
		Totals:	244	\$4,583,200.00	

GCCF Program Statistics - Overall Summary

(as of November 10, 2010, 5:05 PM ET)

Claimant	Count	Claimant Type	Claims Paid	Amount Paid	Payments in County
E. Feliciana (Louisiana)	47	<u>Claimant Type</u>	<u>Claims Paid</u>	<u>Amount Paid</u>	Payments in County  <ul style="list-style-type: none"> ■ Resident ■ Loss ■ Both
		Resident of County	1	\$14,000.00	
		Resident and Loss in County	3	\$115,000.00	
		Claim Loss in County	1	\$20,000.00	
Totals:	5	\$149,000.00			
Evangeline (Louisiana)	63	<u>Claimant Type</u>	<u>Claims Paid</u>	<u>Amount Paid</u>	Payments in County  <ul style="list-style-type: none"> ■ Resident ■ Both
		Resident of County	5	\$103,900.00	
		Resident and Loss in County	4	\$70,300.00	
		Totals:	9	\$174,200.00	
Franklin (Louisiana)	8	<u>Claimant Type</u>	<u>Claims Paid</u>	<u>Amount Paid</u>	Payments in County  <ul style="list-style-type: none"> ■ Resident
		Resident of County	3	\$35,200.00	
		Totals:	3	\$35,200.00	
Grant (Louisiana)	17	<u>Claimant Type</u>	<u>Claims Paid</u>	<u>Amount Paid</u>	Payments in County  <ul style="list-style-type: none"> ■ Resident ■ Loss
		Resident of County	1	\$15,500.00	
		Claim Loss in County	1	\$10,000.00	
		Totals:	2	\$25,500.00	
Iberia (Louisiana)	1,232	<u>Claimant Type</u>	<u>Claims Paid</u>	<u>Amount Paid</u>	Payments in County  <ul style="list-style-type: none"> ■ Resident ■ Loss ■ Both
		Resident of County	125	\$3,503,500.00	
		Resident and Loss in County	265	\$6,349,000.00	
		Claim Loss in County	122	\$2,766,500.00	
		Totals:	512	\$12,619,000.00	

GCCF Program Statistics - Overall Summary (as of November 10, 2010, 5:05 PM ET)

County (Louisiana)	Total Claims	Claimant Type	Claims Paid	Amount Paid	Payments in County
Iberville (Louisiana)	310	<u>Claimant Type</u>	<u>Claims Paid</u>	<u>Amount Paid</u>	 <ul style="list-style-type: none"> ■ Resident ■ Loss ■ Both
		Resident of County	12	\$275,000.00	
		Resident and Loss in County	52	\$839,100.00	
		Claim Loss in County	7	\$153,400.00	
Totals:	71	\$1,267,500.00			
Jackson (Louisiana)	3	<u>Claimant Type</u>	<u>Claims Paid</u>	<u>Amount Paid</u>	 <ul style="list-style-type: none"> ■ Resident ■ Both
		Resident of County	1	\$18,600.00	
		Resident and Loss in County	1	\$4,500.00	
		Totals:	2	\$23,100.00	
Jefferson (Louisiana)	55,821	<u>Claimant Type</u>	<u>Claims Paid</u>	<u>Amount Paid</u>	 <ul style="list-style-type: none"> ■ Resident ■ Loss ■ Both
		Resident of County	3,618	\$42,949,800.00	
		Resident and Loss in County	6,537	\$95,932,200.00	
		Claim Loss in County	2,646	\$29,614,200.00	
Totals:	12,801	\$168,496,200.00			
Jefferson Davis (Louisiana)	54	<u>Claimant Type</u>	<u>Claims Paid</u>	<u>Amount Paid</u>	 <ul style="list-style-type: none"> ■ Resident ■ Loss ■ Both
		Resident of County	6	\$56,100.00	
		Resident and Loss in County	9	\$234,300.00	
		Claim Loss in County	2	\$65,000.00	
Totals:	17	\$355,400.00			
Lafayette (Louisiana)	1,561	<u>Claimant Type</u>	<u>Claims Paid</u>	<u>Amount Paid</u>	 <ul style="list-style-type: none"> ■ Resident ■ Loss ■ Both
		Resident of County	215	\$5,612,200.00	
		Resident and Loss in County	139	\$3,798,100.00	
		Claim Loss in County	89	\$2,134,300.00	
Totals:	443	\$11,544,600.00			

GCCF Program Statistics - Overall Summary (as of November 10, 2010, 5:05 PM ET)


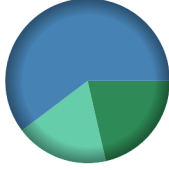

Parish (Louisiana)	Total Claims	Claimant Type	Claims Paid	Amount Paid	Payments in County
Lafourche (Louisiana)	3,719	<u>Claimant Type</u>	<u>Claims Paid</u>	<u>Amount Paid</u>	
		Resident of County	211	\$3,861,400.00	
		Resident and Loss in County	1,055	\$34,968,400.00	
		Claim Loss in County	320	\$5,383,200.00	
Totals:	1,586	\$44,213,000.00			
Lincoln (Louisiana)	29	<u>Claimant Type</u>	<u>Claims Paid</u>	<u>Amount Paid</u>	
		Resident of County	4	\$133,100.00	
		Totals:	4	\$133,100.00	
Livingston (Louisiana)	416	<u>Claimant Type</u>	<u>Claims Paid</u>	<u>Amount Paid</u>	
		Resident of County	45	\$1,031,500.00	
		Resident and Loss in County	21	\$856,400.00	
		Claim Loss in County	6	\$96,700.00	
Totals:	72	\$1,984,600.00			
Madison (Louisiana)	8	<u>Claimant Type</u>	<u>Claims Paid</u>	<u>Amount Paid</u>	
		Resident of County	1	\$16,200.00	
		Totals:	1	\$16,200.00	
Natchitoches (Louisiana)	25	<u>Claimant Type</u>	<u>Claims Paid</u>	<u>Amount Paid</u>	
		Resident of County	3	\$61,000.00	
		Resident and Loss in County	3	\$55,400.00	
		Totals:	6	\$116,400.00	

GCCF Program Statistics - Overall Summary (as of November 10, 2010, 5:05 PM ET)

Parish (Louisiana)	Total Claims	Claimant Type	Claims Paid	Amount Paid	Payments in County
Orleans (Louisiana)	62,731	<u>Claimant Type</u>	<u>Claims Paid</u>	<u>Amount Paid</u>	
		Resident of County	2,197	\$21,852,000.00	
		Resident and Loss in County	10,813	\$116,951,600.00	
		Claim Loss in County	4,213	\$49,088,000.00	
Totals:	17,223	\$187,891,600.00			
Ouachita (Louisiana)	121	<u>Claimant Type</u>	<u>Claims Paid</u>	<u>Amount Paid</u>	
		Resident of County	25	\$341,000.00	
		Resident and Loss in County	4	\$104,600.00	
		Totals:	29	\$445,600.00	
Plaquemines (Louisiana)	4,930	<u>Claimant Type</u>	<u>Claims Paid</u>	<u>Amount Paid</u>	
		Resident of County	161	\$4,567,600.00	
		Resident and Loss in County	1,120	\$61,044,500.00	
		Claim Loss in County	668	\$18,466,900.00	
Totals:	1,949	\$84,079,000.00			
Pointe Coupee (Louisiana)	46	<u>Claimant Type</u>	<u>Claims Paid</u>	<u>Amount Paid</u>	
		Resident of County	4	\$120,800.00	
		Resident and Loss in County	2	\$30,000.00	
		Totals:	6	\$150,800.00	
Rapides (Louisiana)	208	<u>Claimant Type</u>	<u>Claims Paid</u>	<u>Amount Paid</u>	
		Resident of County	20	\$357,800.00	
		Resident and Loss in County	5	\$309,800.00	
		Totals:	25	\$667,600.00	

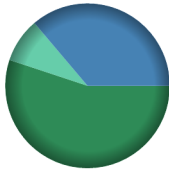
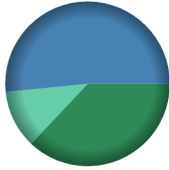
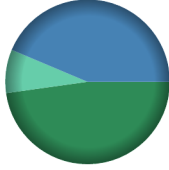
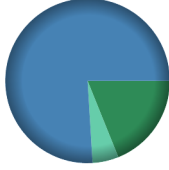
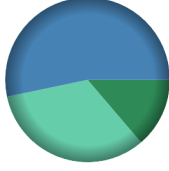
GCCF Program Statistics - Overall Summary

(as of November 10, 2010, 5:05 PM ET)

County (Louisiana)	Total Claims	Claimant Type	Claims Paid	Amount Paid	Payments in County
Richland	5	<u>Claimant Type</u>	<u>Claims Paid</u>	<u>Amount Paid</u>	 <ul style="list-style-type: none"> Resident
		Resident of County	3	\$114,400.00	
		Totals:	3	\$114,400.00	
		Sabine	11	<u>Claimant Type</u>	
Resident of County	1			\$16,800.00	
Totals:	1			\$16,800.00	
St. Bernard	5,354			<u>Claimant Type</u>	<u>Claims Paid</u>
		Resident of County	465	\$5,644,500.00	
		Resident and Loss in County	841	\$24,061,300.00	
		Claim Loss in County	260	\$5,336,200.00	
		Totals:	1,566	\$35,042,000.00	
St. Charles	4,045	<u>Claimant Type</u>	<u>Claims Paid</u>	<u>Amount Paid</u>	 <ul style="list-style-type: none"> Resident Loss Both
		Resident of County	269	\$2,748,600.00	
		Resident and Loss in County	345	\$7,730,700.00	
		Claim Loss in County	190	\$2,341,700.00	
		Totals:	804	\$12,821,000.00	
St. Helena	61	<u>Claimant Type</u>	<u>Claims Paid</u>	<u>Amount Paid</u>	 <ul style="list-style-type: none"> Resident Loss
		Resident of County	3	\$50,500.00	
		Claim Loss in County	1	\$25,000.00	
		Totals:	4	\$75,500.00	

GCCF Program Statistics - Overall Summary

(as of November 10, 2010, 5:05 PM ET)

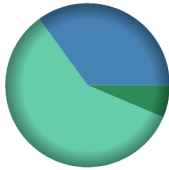



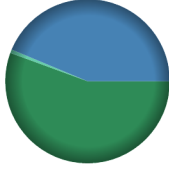
Parish (Louisiana)	Total Claims	Claimant Type	Claims Paid	Amount Paid	Payments in County
St. James (Louisiana)	1,169	<u>Claimant Type</u>	<u>Claims Paid</u>	<u>Amount Paid</u>	 <ul style="list-style-type: none"> ■ Resident ■ Loss ■ Both
		Resident of County	24	\$339,800.00	
		Resident and Loss in County	9	\$223,200.00	
		Claim Loss in County	2	\$53,800.00	
		Totals:	35	\$616,800.00	
St. John The Baptist (Louisiana)	5,148	<u>Claimant Type</u>	<u>Claims Paid</u>	<u>Amount Paid</u>	 <ul style="list-style-type: none"> ■ Resident ■ Loss ■ Both
		Resident of County	258	\$2,136,400.00	
		Resident and Loss in County	186	\$2,975,100.00	
		Claim Loss in County	68	\$657,500.00	
		Totals:	512	\$5,769,000.00	
St. Landry (Louisiana)	229	<u>Claimant Type</u>	<u>Claims Paid</u>	<u>Amount Paid</u>	 <ul style="list-style-type: none"> ■ Resident ■ Loss ■ Both
		Resident of County	24	\$583,400.00	
		Resident and Loss in County	18	\$532,700.00	
		Claim Loss in County	4	\$104,300.00	
		Totals:	46	\$1,220,400.00	
St. Martin (Louisiana)	662	<u>Claimant Type</u>	<u>Claims Paid</u>	<u>Amount Paid</u>	 <ul style="list-style-type: none"> ■ Resident ■ Loss ■ Both
		Resident of County	58	\$1,104,200.00	
		Resident and Loss in County	217	\$4,440,650.00	
		Claim Loss in County	22	\$300,200.00	
		Totals:	297	\$5,845,050.00	
St. Mary (Louisiana)	1,693	<u>Claimant Type</u>	<u>Claims Paid</u>	<u>Amount Paid</u>	 <ul style="list-style-type: none"> ■ Resident ■ Loss ■ Both
		Resident of County	109	\$2,350,100.00	
		Resident and Loss in County	366	\$9,109,900.00	
		Claim Loss in County	191	\$5,638,800.00	
		Totals:	666	\$17,098,800.00	

GCCF Program Statistics - Overall Summary



(as of November 10, 2010, 5:05 PM ET)

County (Louisiana)	Total Claims	Claimant Type	Claims Paid	Amount Paid	Payments in County
St. Tammany	7,642	<u>Claimant Type</u>	<u>Claims Paid</u>	<u>Amount Paid</u>	<ul style="list-style-type: none"> Resident Loss Both
		Resident of County	682	\$10,644,300.00	
		Resident and Loss in County	1,192	\$23,459,100.00	
		Claim Loss in County	382	\$5,331,865.00	
		Totals:	2,256	\$39,435,265.00	
Tangipahoa	1,832	<u>Claimant Type</u>	<u>Claims Paid</u>	<u>Amount Paid</u>	<ul style="list-style-type: none"> Resident Loss Both
		Resident of County	132	\$2,570,700.00	
		Resident and Loss in County	98	\$2,061,100.00	
		Claim Loss in County	23	\$728,700.00	
		Totals:	253	\$5,360,500.00	
Terrebonne	6,022	<u>Claimant Type</u>	<u>Claims Paid</u>	<u>Amount Paid</u>	<ul style="list-style-type: none"> Resident Loss Both
		Resident of County	185	\$3,678,100.00	
		Resident and Loss in County	2,175	\$57,875,200.00	
		Claim Loss in County	401	\$9,131,000.00	
		Totals:	2,761	\$70,684,300.00	
Union	9	<u>Claimant Type</u>	<u>Claims Paid</u>	<u>Amount Paid</u>	<ul style="list-style-type: none"> Resident Both
		Resident of County	2	\$95,500.00	
		Resident and Loss in County	1	\$40,800.00	
		Totals:	3	\$136,300.00	
Unknown	298	<u>Claimant Type</u>	<u>Claims Paid</u>	<u>Amount Paid</u>	<ul style="list-style-type: none"> Resident
		Resident of County	54	\$942,600.00	
		Totals:	54	\$942,600.00	

GCCF Program Statistics - Overall Summary (as of November 10, 2010, 5:05 PM ET)


Parish (Louisiana)	Total Claims	Claimant Type	Claims Paid	Amount Paid	Payments in County
Vermilion (Louisiana)	1,274	<u>Claimant Type</u>	<u>Claims Paid</u>	<u>Amount Paid</u>	 <ul style="list-style-type: none"> ■ Resident ■ Loss ■ Both
		Resident of County	114	\$2,431,400.00	
		Resident and Loss in County	563	\$13,314,800.00	
		Claim Loss in County	171	\$22,309,200.00	
Totals:	848	\$38,055,400.00			
Vernon (Louisiana)	18	<u>Claimant Type</u>	<u>Claims Paid</u>	<u>Amount Paid</u>	 <ul style="list-style-type: none"> ■ Resident ■ Loss
		Resident of County	1	\$10,000.00	
		Claim Loss in County	3	\$124,000.00	
Totals:	4	\$134,000.00			
W. Baton Rouge (Louisiana)	139	<u>Claimant Type</u>	<u>Claims Paid</u>	<u>Amount Paid</u>	 <ul style="list-style-type: none"> ■ Loss ■ Both
		Resident and Loss in County	1	\$28,100.00	
		Claim Loss in County	1	\$3,700.00	
Totals:	2	\$31,800.00			
W. Feliciana (Louisiana)	24	<u>Claimant Type</u>	<u>Claims Paid</u>	<u>Amount Paid</u>	 <ul style="list-style-type: none"> ■ Resident
		Resident of County	1	\$8,000.00	
Totals:	1	\$8,000.00			
Washington (Louisiana)	332	<u>Claimant Type</u>	<u>Claims Paid</u>	<u>Amount Paid</u>	 <ul style="list-style-type: none"> ■ Resident ■ Loss ■ Both
		Resident of County	27	\$714,900.00	
		Resident and Loss in County	14	\$561,600.00	
		Claim Loss in County	1	\$9,000.00	
Totals:	42	\$1,285,500.00			

GCCF Program Statistics - Overall Summary (as of November 10, 2010, 5:05 PM ET)

County	Total Claims	Claimant Type	Claims Paid	Amount Paid	Payments in County
Webster (Louisiana)	11	<u>Claimant Type</u>	<u>Claims Paid</u>	<u>Amount Paid</u>	Payments in County  Resident
		Resident of County	1	\$91,000.00	
		Totals:	1	\$91,000.00	
Alcorn (Mississippi)	5	<u>Claimant Type</u>	<u>Claims Paid</u>	<u>Amount Paid</u>	Payments in County  Resident
		Resident of County	1	\$1,500.00	
		Totals:	1	\$1,500.00	
Amite (Mississippi)	26	<u>Claimant Type</u>	<u>Claims Paid</u>	<u>Amount Paid</u>	Payments in County  Resident
		Resident of County	1	\$22,100.00	
		Totals:	1	\$22,100.00	
Bolivar (Mississippi)	8	<u>Claimant Type</u>	<u>Claims Paid</u>	<u>Amount Paid</u>	Payments in County  Resident
		Resident of County	1	\$2,100.00	
		Totals:	1	\$2,100.00	
Calhoun (Mississippi)	4	<u>Claimant Type</u>	<u>Claims Paid</u>	<u>Amount Paid</u>	Payments in County  Resident
		Resident of County	1	\$55,000.00	
		Totals:	1	\$55,000.00	

GCCF Program Statistics - Overall Summary

(as of November 10, 2010, 5:05 PM ET)

County	Total Claims	Claimant Type	Claims Paid	Amount Paid	Payments in County
Chickasaw (Mississippi)	1	<u>Claimant Type</u>	<u>Claims Paid</u>	<u>Amount Paid</u>	Payments in County  Resident
		Resident of County	1	\$6,000.00	
		Totals:	1	\$6,000.00	
Claiborne (Mississippi)	11	<u>Claimant Type</u>	<u>Claims Paid</u>	<u>Amount Paid</u>	Payments in County  Resident
		Resident of County	1	\$17,600.00	
		Totals:	1	\$17,600.00	
Clarke (Mississippi)	63	<u>Claimant Type</u>	<u>Claims Paid</u>	<u>Amount Paid</u>	Payments in County  Resident
		Resident of County	4	\$112,900.00	
		Totals:	4	\$112,900.00	
Coahoma (Mississippi)	4	<u>Claimant Type</u>	<u>Claims Paid</u>	<u>Amount Paid</u>	Payments in County  Resident
		Resident of County	1	\$35,000.00	
		Totals:	1	\$35,000.00	
Copiah (Mississippi)	27	<u>Claimant Type</u>	<u>Claims Paid</u>	<u>Amount Paid</u>	Payments in County  Resident
		Resident of County	1	\$20,000.00	
		Totals:	1	\$20,000.00	


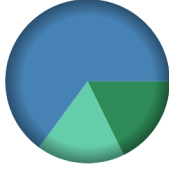



GCCF Program Statistics - Overall Summary (as of November 10, 2010, 5:05 PM ET)

County (Mississippi)	Total Claims	Claimant Type	Claims Paid	Amount Paid	Payments in County
Covington	103	<u>Claimant Type</u>	<u>Claims Paid</u>	<u>Amount Paid</u>	<ul style="list-style-type: none"> Resident Both
		Resident of County	2	\$39,400.00	
		Resident and Loss in County	1	\$1,000.00	
		Totals:	3	\$40,400.00	
Desoto	41	<u>Claimant Type</u>	<u>Claims Paid</u>	<u>Amount Paid</u>	<ul style="list-style-type: none"> Resident
		Resident of County	16	\$179,600.00	
		Totals:	16	\$179,600.00	
		Forrest	882	<u>Claimant Type</u>	
Resident of County	51			\$684,900.00	
Resident and Loss in County	15			\$433,500.00	
Claim Loss in County	4			\$21,200.00	
Totals:	70			\$1,139,600.00	
Franklin	13	<u>Claimant Type</u>	<u>Claims Paid</u>	<u>Amount Paid</u>	<ul style="list-style-type: none"> Resident Loss
		Resident of County	1	\$7,500.00	
		Claim Loss in County	1	\$14,600.00	
		Totals:	2	\$22,100.00	
George	449	<u>Claimant Type</u>	<u>Claims Paid</u>	<u>Amount Paid</u>	<ul style="list-style-type: none"> Resident Loss Both
		Resident of County	59	\$866,800.00	
		Resident and Loss in County	24	\$731,000.00	
		Claim Loss in County	7	\$135,200.00	
		Totals:	90	\$1,733,000.00	



GCCF Program Statistics - Overall Summary (as of November 10, 2010, 5:05 PM ET)

County (Mississippi)	Total Claims	Claimant Type	Claims Paid	Amount Paid	Payments in County
Greene (Mississippi)	114	<u>Claimant Type</u>	<u>Claims Paid</u>	<u>Amount Paid</u>	
		Resident of County	6	\$60,800.00	
		Resident and Loss in County	5	\$31,900.00	
		Totals:	11	\$92,700.00	
Hancock (Mississippi)	3,244	<u>Claimant Type</u>	<u>Claims Paid</u>	<u>Amount Paid</u>	
		Resident of County	185	\$2,655,500.00	
		Resident and Loss in County	728	\$15,777,800.00	
		Claim Loss in County	137	\$2,363,400.00	
Totals:	1,050	\$20,796,700.00			
Harrison (Mississippi)	24,556	<u>Claimant Type</u>	<u>Claims Paid</u>	<u>Amount Paid</u>	
		Resident of County	561	\$7,939,536.50	
		Resident and Loss in County	5,253	\$77,467,200.00	
		Claim Loss in County	975	\$12,453,500.00	
Totals:	6,789	\$97,860,236.50			
Hinds (Mississippi)	210	<u>Claimant Type</u>	<u>Claims Paid</u>	<u>Amount Paid</u>	
		Resident of County	19	\$268,200.00	
		Resident and Loss in County	2	\$6,100.00	
		Claim Loss in County	4	\$74,000.00	
Totals:	25	\$348,300.00			
Humphreys (Mississippi)	4	<u>Claimant Type</u>	<u>Claims Paid</u>	<u>Amount Paid</u>	
		Resident of County	1	\$9,300.00	
		Claim Loss in County	1	\$28,000.00	
		Totals:	2	\$37,300.00	

GCCF Program Statistics - Overall Summary (as of November 10, 2010, 5:05 PM ET)




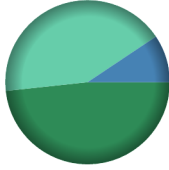

County (Mississippi)	Total Claims	Claimant Type	Claims Paid	Amount Paid	Payments in County
Itawamba	1	<u>Claimant Type</u>	<u>Claims Paid</u>	<u>Amount Paid</u>	Payments in County  <ul style="list-style-type: none"> Resident
		Resident of County	1	\$6,000.00	
		Totals:	1	\$6,000.00	
Jackson	11,627	<u>Claimant Type</u>	<u>Claims Paid</u>	<u>Amount Paid</u>	Payments in County  <ul style="list-style-type: none"> Resident Loss Both
		Resident of County	693	\$8,314,300.00	
		Resident and Loss in County	1,498	\$30,423,500.00	
		Claim Loss in County	571	\$8,110,000.00	
Totals:	2,762	\$46,847,800.00			
Jasper	69	<u>Claimant Type</u>	<u>Claims Paid</u>	<u>Amount Paid</u>	Payments in County  <ul style="list-style-type: none"> Resident Both
		Resident of County	1	\$18,400.00	
		Resident and Loss in County	1	\$25,500.00	
Totals:	2	\$43,900.00			
Jefferson Davis	137	<u>Claimant Type</u>	<u>Claims Paid</u>	<u>Amount Paid</u>	Payments in County  <ul style="list-style-type: none"> Resident
		Resident of County	2	\$27,200.00	
		Totals:	2	\$27,200.00	
Jones	158	<u>Claimant Type</u>	<u>Claims Paid</u>	<u>Amount Paid</u>	Payments in County  <ul style="list-style-type: none"> Resident Both
		Resident of County	12	\$192,400.00	
		Resident and Loss in County	1	\$50,000.00	
		Totals:	13	\$242,400.00	

GCCF Program Statistics - Overall Summary (as of November 10, 2010, 5:05 PM ET)

County (Mississippi)	Total Claims	Claimant Type	Claims Paid	Amount Paid	Payments in County
Kemper (Mississippi)	6	<u>Claimant Type</u>	<u>Claims Paid</u>	<u>Amount Paid</u>	 <ul style="list-style-type: none"> Loss
		Claim Loss in County	2	\$108,800.00	
		Totals:	2	\$108,800.00	
Lafayette (Mississippi)	17	<u>Claimant Type</u>	<u>Claims Paid</u>	<u>Amount Paid</u>	 <ul style="list-style-type: none"> Resident
		Resident of County	8	\$88,700.00	
		Totals:	8	\$88,700.00	
Lamar (Mississippi)	165	<u>Claimant Type</u>	<u>Claims Paid</u>	<u>Amount Paid</u>	 <ul style="list-style-type: none"> Resident Loss Both
		Resident of County	12	\$159,900.00	
		Resident and Loss in County	3	\$102,000.00	
		Claim Loss in County	2	\$34,000.00	
Totals:	17	\$295,900.00			
Lauderdale (Mississippi)	78	<u>Claimant Type</u>	<u>Claims Paid</u>	<u>Amount Paid</u>	 <ul style="list-style-type: none"> Resident
		Resident of County	15	\$150,100.00	
		Totals:	15	\$150,100.00	
Lawrence (Mississippi)	94	<u>Claimant Type</u>	<u>Claims Paid</u>	<u>Amount Paid</u>	 <ul style="list-style-type: none"> Resident Loss Both
		Resident of County	2	\$21,700.00	
		Resident and Loss in County	5	\$67,500.00	
		Claim Loss in County	2	\$18,500.00	
Totals:	9	\$107,700.00			

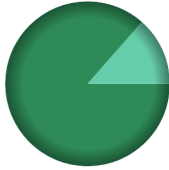
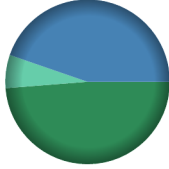



GCCF Program Statistics - Overall Summary

(as of November 10, 2010, 5:05 PM ET)

County	Total Claims	Claimant Type	Claims Paid	Amount Paid	Payments in County
Leake (Mississippi)	15	<u>Claimant Type</u>	<u>Claims Paid</u>	<u>Amount Paid</u>	Payments in County  Resident
		Resident of County	2	\$63,000.00	
		Totals:	2	\$63,000.00	
Lee (Mississippi)	23	<u>Claimant Type</u>	<u>Claims Paid</u>	<u>Amount Paid</u>	Payments in County  Resident
		Resident of County	9	\$92,000.00	
		Totals:	9	\$92,000.00	
Leflore (Mississippi)	7	<u>Claimant Type</u>	<u>Claims Paid</u>	<u>Amount Paid</u>	Payments in County  Resident
		Resident of County	1	\$7,800.00	
		Totals:	1	\$7,800.00	
Lincoln (Mississippi)	39	<u>Claimant Type</u>	<u>Claims Paid</u>	<u>Amount Paid</u>	Payments in County  Resident Loss Both
		Resident of County	5	\$114,200.00	
		Resident and Loss in County	1	\$22,200.00	
		Claim Loss in County	1	\$100,000.00	
		Totals:	7	\$236,400.00	
Lowndes (Mississippi)	33	<u>Claimant Type</u>	<u>Claims Paid</u>	<u>Amount Paid</u>	Payments in County  Resident Both
		Resident of County	12	\$108,100.00	
		Resident and Loss in County	1	\$2,400.00	
		Totals:	13	\$110,500.00	


GCCF Program Statistics - Overall Summary

(as of November 10, 2010, 5:05 PM ET)


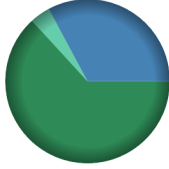



County (Mississippi)	Total Claims	Claimant Type	Claims Paid	Amount Paid	Payments in County
Madison	124	<u>Claimant Type</u>	<u>Claims Paid</u>	<u>Amount Paid</u>	Payments in County  <ul style="list-style-type: none"> ■ Resident ■ Both
		Resident of County	32	\$335,400.00	
		Resident and Loss in County	3	\$52,400.00	
		Totals:	35	\$387,800.00	
Marion	240	<u>Claimant Type</u>	<u>Claims Paid</u>	<u>Amount Paid</u>	Payments in County  <ul style="list-style-type: none"> ■ Resident ■ Loss ■ Both
		Resident of County	6	\$134,600.00	
		Resident and Loss in County	6	\$123,400.00	
		Claim Loss in County	1	\$18,000.00	
Totals:	13	\$276,000.00			
Monroe	15	<u>Claimant Type</u>	<u>Claims Paid</u>	<u>Amount Paid</u>	Payments in County  <ul style="list-style-type: none"> ■ Resident
		Resident of County	10	\$97,800.00	
		Totals:	10	\$97,800.00	
Montgomery	2	<u>Claimant Type</u>	<u>Claims Paid</u>	<u>Amount Paid</u>	Payments in County  <ul style="list-style-type: none"> ■ Resident
		Resident of County	1	\$20,000.00	
		Totals:	1	\$20,000.00	
Neshoba	42	<u>Claimant Type</u>	<u>Claims Paid</u>	<u>Amount Paid</u>	Payments in County  <ul style="list-style-type: none"> ■ Resident ■ Loss
		Resident of County	3	\$160,600.00	
		Claim Loss in County	2	\$137,300.00	
		Totals:	5	\$297,900.00	

GCCF Program Statistics - Overall Summary

(as of November 10, 2010, 5:05 PM ET)

County (Mississippi)	Count	Claimant Type	Claims Paid	Amount Paid	Payments in County
Newton	11	<u>Claimant Type</u>	<u>Claims Paid</u>	<u>Amount Paid</u>	Payments in County  Resident
		Resident of County	3	\$82,600.00	
		Totals:	3	\$82,600.00	
Noxubee	12	<u>Claimant Type</u>	<u>Claims Paid</u>	<u>Amount Paid</u>	Payments in County  Resident
		Resident of County	1	\$8,800.00	
		Totals:	1	\$8,800.00	
Oktibbeha	21	<u>Claimant Type</u>	<u>Claims Paid</u>	<u>Amount Paid</u>	Payments in County  Resident
		Resident of County	8	\$98,800.00	
		Totals:	8	\$98,800.00	
Panola	5	<u>Claimant Type</u>	<u>Claims Paid</u>	<u>Amount Paid</u>	Payments in County  Resident
		Resident of County	2	\$14,700.00	
		Totals:	2	\$14,700.00	
Pearl River	995	<u>Claimant Type</u>	<u>Claims Paid</u>	<u>Amount Paid</u>	Payments in County  Resident Loss Both
		Resident of County	131	\$1,601,100.00	
		Resident and Loss in County	18	\$569,300.00	
		Claim Loss in County	1	\$44,000.00	
		Totals:	150	\$2,214,400.00	






GCCF Program Statistics - Overall Summary (as of November 10, 2010, 5:05 PM ET)

County (Mississippi)	Total Claims	Claimant Type	Claims Paid	Amount Paid	Payments in County
Perry (Mississippi)	61	<u>Claimant Type</u>	<u>Claims Paid</u>	<u>Amount Paid</u>	Payments in County  <ul style="list-style-type: none"> ■ Resident ■ Both
		Resident of County	4	\$82,200.00	
		Resident and Loss in County	3	\$44,200.00	
		Totals:	7	\$126,400.00	
Pike (Mississippi)	186	<u>Claimant Type</u>	<u>Claims Paid</u>	<u>Amount Paid</u>	Payments in County  <ul style="list-style-type: none"> ■ Resident ■ Loss ■ Both
		Resident of County	18	\$192,500.00	
		Resident and Loss in County	1	\$100,000.00	
		Claim Loss in County	1	\$12,000.00	
Totals:	20	\$304,500.00			
Rankin (Mississippi)	104	<u>Claimant Type</u>	<u>Claims Paid</u>	<u>Amount Paid</u>	Payments in County  <ul style="list-style-type: none"> ■ Resident ■ Loss
		Resident of County	26	\$453,300.00	
		Claim Loss in County	1	\$2,000.00	
		Totals:	27	\$455,300.00	
Scott (Mississippi)	24	<u>Claimant Type</u>	<u>Claims Paid</u>	<u>Amount Paid</u>	Payments in County  <ul style="list-style-type: none"> ■ Resident
		Resident of County	7	\$68,700.00	
		Totals:	7	\$68,700.00	
Sharkey (Mississippi)	1	<u>Claimant Type</u>	<u>Claims Paid</u>	<u>Amount Paid</u>	Payments in County  <ul style="list-style-type: none"> ■ Resident
		Resident of County	1	\$4,800.00	
		Totals:	1	\$4,800.00	

GCCF Program Statistics - Overall Summary (as of November 10, 2010, 5:05 PM ET)

County (Mississippi)	Total Claims	Claimant Type	Claims Paid	Amount Paid	Payments in County
Simpson (Mississippi)	47	<u>Claimant Type</u>	<u>Claims Paid</u>	<u>Amount Paid</u>	
		Resident of County	4	\$42,700.00	
		Resident and Loss in County	1	\$30,800.00	
		Totals:	5	\$73,500.00	
Stone (Mississippi)	652	<u>Claimant Type</u>	<u>Claims Paid</u>	<u>Amount Paid</u>	
		Resident of County	88	\$1,379,000.00	
		Resident and Loss in County	20	\$730,800.00	
		Claim Loss in County	6	\$89,000.00	
Totals:	114	\$2,198,800.00			
Sunflower (Mississippi)	16	<u>Claimant Type</u>	<u>Claims Paid</u>	<u>Amount Paid</u>	
		Resident of County	3	\$26,800.00	
		Totals:	3	\$26,800.00	
Tishomingo (Mississippi)	2	<u>Claimant Type</u>	<u>Claims Paid</u>	<u>Amount Paid</u>	
		Resident of County	1	\$2,100.00	
		Totals:	1	\$2,100.00	
Unknown (Mississippi)	113	<u>Claimant Type</u>	<u>Claims Paid</u>	<u>Amount Paid</u>	
		Resident of County	16	\$253,700.00	
		Totals:	16	\$253,700.00	

GCCF Program Statistics - Overall Summary (as of November 10, 2010, 5:05 PM ET)

County (Mississippi)	Total Claims	Claimant Type	Claims Paid	Amount Paid	Payments in County
Walthall (Mississippi)	67	<u>Claimant Type</u>	<u>Claims Paid</u>	<u>Amount Paid</u>	Payments in County  <ul style="list-style-type: none"> Resident
		Resident of County	1	\$19,400.00	
		Totals:	1	\$19,400.00	
Warren (Mississippi)	25	<u>Claimant Type</u>	<u>Claims Paid</u>	<u>Amount Paid</u>	Payments in County  <ul style="list-style-type: none"> Resident
		Resident of County	6	\$45,900.00	
		Totals:	6	\$45,900.00	
Washington (Mississippi)	19	<u>Claimant Type</u>	<u>Claims Paid</u>	<u>Amount Paid</u>	Payments in County  <ul style="list-style-type: none"> Resident Both
		Resident of County	3	\$9,600.00	
		Resident and Loss in County	1	\$2,200.00	
Totals:	4	\$11,800.00			
Wayne (Mississippi)	119	<u>Claimant Type</u>	<u>Claims Paid</u>	<u>Amount Paid</u>	Payments in County  <ul style="list-style-type: none"> Resident Loss Both
		Resident of County	4	\$95,800.00	
		Resident and Loss in County	3	\$86,600.00	
Claim Loss in County	1	\$5,900.00			
Totals:	8	\$188,300.00			
Webster (Mississippi)	2	<u>Claimant Type</u>	<u>Claims Paid</u>	<u>Amount Paid</u>	Payments in County  <ul style="list-style-type: none"> Resident
		Resident of County	1	\$3,000.00	
		Totals:	1	\$3,000.00	



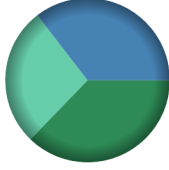

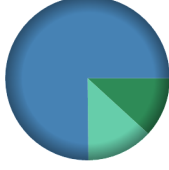
GCCF Program Statistics - Overall Summary (as of November 10, 2010, 5:05 PM ET)

County	Total Claims	Claimant Type	Claims Paid	Amount Paid	Payments in County
Wilkinson (Mississippi)	20	<u>Claimant Type</u>	<u>Claims Paid</u>	<u>Amount Paid</u>	Payments in County  <ul style="list-style-type: none"> Resident
		Resident of County	2	\$10,800.00	
		Totals:	2	\$10,800.00	
Winston (Mississippi)	27	<u>Claimant Type</u>	<u>Claims Paid</u>	<u>Amount Paid</u>	Payments in County  <ul style="list-style-type: none"> Resident
		Resident of County	2	\$8,500.00	
		Totals:	2	\$8,500.00	
Yazoo (Mississippi)	6	<u>Claimant Type</u>	<u>Claims Paid</u>	<u>Amount Paid</u>	Payments in County  <ul style="list-style-type: none"> Resident Loss
		Resident of County	1	\$3,300.00	
		Claim Loss in County	1	\$74,400.00	
Totals:	2	\$77,700.00			
Anderson (Texas)	4	<u>Claimant Type</u>	<u>Claims Paid</u>	<u>Amount Paid</u>	Payments in County  <ul style="list-style-type: none"> Resident
		Resident of County	1	\$3,300.00	
		Totals:	1	\$3,300.00	
Angelina (Texas)	10	<u>Claimant Type</u>	<u>Claims Paid</u>	<u>Amount Paid</u>	Payments in County  <ul style="list-style-type: none"> Resident
		Resident of County	1	\$6,500.00	
		Totals:	1	\$6,500.00	

GCCF Program Statistics - Overall Summary (as of November 10, 2010, 5:05 PM ET)




County (Texas)	Total Claims	Claimant Type	Claims Paid	Amount Paid	Payments in County
Aransas (Texas)	60	<u>Claimant Type</u>	<u>Claims Paid</u>	<u>Amount Paid</u>	
		Resident of County	1	\$13,700.00	
		Resident and Loss in County	10	\$154,000.00	
		Claim Loss in County	5	\$42,600.00	
Totals:	16	\$210,300.00			
Bay (Texas)	1	<u>Claimant Type</u>	<u>Claims Paid</u>	<u>Amount Paid</u>	
		Claim Loss in County	1	\$30,100.00	
		Totals:	1	\$30,100.00	
Bexar (Texas)	102	<u>Claimant Type</u>	<u>Claims Paid</u>	<u>Amount Paid</u>	
		Resident of County	17	\$224,400.00	
		Resident and Loss in County	2	\$182,000.00	
		Totals:	19	\$406,400.00	
Bowie (Texas)	5	<u>Claimant Type</u>	<u>Claims Paid</u>	<u>Amount Paid</u>	
		Resident of County	1	\$2,600.00	
		Totals:	1	\$2,600.00	
Brazoria (Texas)	155	<u>Claimant Type</u>	<u>Claims Paid</u>	<u>Amount Paid</u>	
		Resident of County	12	\$295,300.00	
		Resident and Loss in County	22	\$927,600.00	
		Claim Loss in County	29	\$477,000.00	
		Totals:	63	\$1,699,900.00	

GCCF Program Statistics - Overall Summary (as of November 10, 2010, 5:05 PM ET)

County (Texas)	Total Claims	Claimant Type	Claims Paid	Amount Paid	Payments in County
Brazos (Texas)	9	<u>Claimant Type</u>	<u>Claims Paid</u>	<u>Amount Paid</u>	Payments in County  <ul style="list-style-type: none"> Resident
		Resident of County	1	\$18,000.00	
		Totals:	1	\$18,000.00	
Brown (Texas)	1	<u>Claimant Type</u>	<u>Claims Paid</u>	<u>Amount Paid</u>	Payments in County  <ul style="list-style-type: none"> Resident
		Resident of County	1	\$8,600.00	
		Totals:	1	\$8,600.00	
Calhoun (Texas)	119	<u>Claimant Type</u>	<u>Claims Paid</u>	<u>Amount Paid</u>	Payments in County  <ul style="list-style-type: none"> Resident Loss Both
		Resident of County	9	\$544,700.00	
		Resident and Loss in County	7	\$518,800.00	
		Claim Loss in County	23	\$400,100.00	
		Totals:	39	\$1,463,600.00	
Cameron (Texas)	298	<u>Claimant Type</u>	<u>Claims Paid</u>	<u>Amount Paid</u>	Payments in County  <ul style="list-style-type: none"> Resident Both
		Resident of County	10	\$268,800.00	
		Resident and Loss in County	40	\$1,047,900.00	
		Totals:	50	\$1,316,700.00	
Chambers (Texas)	50	<u>Claimant Type</u>	<u>Claims Paid</u>	<u>Amount Paid</u>	Payments in County  <ul style="list-style-type: none"> Resident Loss Both
		Resident of County	4	\$111,000.00	
		Resident and Loss in County	18	\$706,700.00	
		Claim Loss in County	6	\$122,500.00	
		Totals:	28	\$940,200.00	






GCCF Program Statistics - Overall Summary

(as of November 10, 2010, 5:05 PM ET)

County (Texas)	Total Claims	Claimant Type	Claims Paid	Amount Paid	Payments in County
Cherokee (Texas)	4	<u>Claimant Type</u>	<u>Claims Paid</u>	<u>Amount Paid</u>	Payments in County  <ul style="list-style-type: none"> Resident
		Resident of County	1	\$1,700.00	
		Totals:	1	\$1,700.00	
Collin (Texas)	87	<u>Claimant Type</u>	<u>Claims Paid</u>	<u>Amount Paid</u>	Payments in County  <ul style="list-style-type: none"> Resident Loss
		Resident of County	32	\$377,400.00	
		Claim Loss in County	3	\$102,100.00	
Totals:	35	\$479,500.00			
Colorado (Texas)	4	<u>Claimant Type</u>	<u>Claims Paid</u>	<u>Amount Paid</u>	Payments in County  <ul style="list-style-type: none"> Resident
		Resident of County	1	\$36,000.00	
		Totals:	1	\$36,000.00	
Comal (Texas)	15	<u>Claimant Type</u>	<u>Claims Paid</u>	<u>Amount Paid</u>	Payments in County  <ul style="list-style-type: none"> Resident
		Resident of County	8	\$181,600.00	
		Totals:	8	\$181,600.00	
Dallas (Texas)	333	<u>Claimant Type</u>	<u>Claims Paid</u>	<u>Amount Paid</u>	Payments in County  <ul style="list-style-type: none"> Resident Loss Both
		Resident of County	41	\$525,900.00	
		Resident and Loss in County	2	\$145,500.00	
		Claim Loss in County	8	\$113,500.00	
Totals:	51	\$784,900.00			

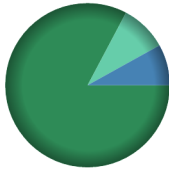
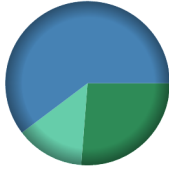
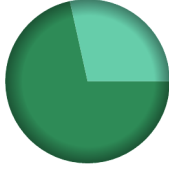


GCCF Program Statistics - Overall Summary

(as of November 10, 2010, 5:05 PM ET)

County (Texas)	Total Claims	Claimant Type	Claims Paid	Amount Paid	Payments in County
Denton (Texas)	42	<u>Claimant Type</u>	<u>Claims Paid</u>	<u>Amount Paid</u>	Payments in County  Resident
		Resident of County	11	\$92,200.00	
		Totals:	11	\$92,200.00	
Ector (Texas)	2	<u>Claimant Type</u>	<u>Claims Paid</u>	<u>Amount Paid</u>	Payments in County  Resident
		Resident of County	1	\$1,500.00	
		Totals:	1	\$1,500.00	
El Paso (Texas)	7	<u>Claimant Type</u>	<u>Claims Paid</u>	<u>Amount Paid</u>	Payments in County  Resident
		Resident of County	1	\$3,700.00	
		Totals:	1	\$3,700.00	
Ellis (Texas)	9	<u>Claimant Type</u>	<u>Claims Paid</u>	<u>Amount Paid</u>	Payments in County  Resident
		Resident of County	1	\$25,000.00	
		Totals:	1	\$25,000.00	
Foard (Texas)	1	<u>Claimant Type</u>	<u>Claims Paid</u>	<u>Amount Paid</u>	Payments in County  Resident
		Resident of County	1	\$13,000.00	
		Totals:	1	\$13,000.00	

GCCF Program Statistics - Overall Summary

(as of November 10, 2010, 5:05 PM ET)




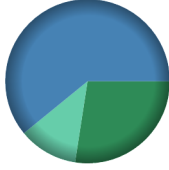

County	Total Claims	Claimant Type	Claims Paid	Amount Paid	Payments in County
Fort Bend (Texas)	181	<u>Claimant Type</u>	<u>Claims Paid</u>	<u>Amount Paid</u>	Payments in County  <ul style="list-style-type: none"> ■ Resident ■ Loss ■ Both
		Resident of County	31	\$1,325,600.00	
		Resident and Loss in County	7	\$129,300.00	
		Claim Loss in County	6	\$147,300.00	
Totals:	44	\$1,602,200.00			
Galveston (Texas)	1,138	<u>Claimant Type</u>	<u>Claims Paid</u>	<u>Amount Paid</u>	Payments in County  <ul style="list-style-type: none"> ■ Resident ■ Loss ■ Both
		Resident of County	124	\$3,567,600.00	
		Resident and Loss in County	350	\$8,195,600.00	
		Claim Loss in County	111	\$1,831,500.00	
Totals:	585	\$13,594,700.00			
Grayson (Texas)	4	<u>Claimant Type</u>	<u>Claims Paid</u>	<u>Amount Paid</u>	Payments in County  <ul style="list-style-type: none"> ■ Resident ■ Loss
		Resident of County	1	\$8,300.00	
		Claim Loss in County	1	\$3,300.00	
Totals:	2	\$11,600.00			
Gregg (Texas)	6	<u>Claimant Type</u>	<u>Claims Paid</u>	<u>Amount Paid</u>	Payments in County  <ul style="list-style-type: none"> ■ Resident
		Resident of County	3	\$25,600.00	
Totals:	3	\$25,600.00			
Guadalupe (Texas)	3	<u>Claimant Type</u>	<u>Claims Paid</u>	<u>Amount Paid</u>	Payments in County  <ul style="list-style-type: none"> ■ Resident
		Resident of County	2	\$42,600.00	
Totals:	2	\$42,600.00			

GCCF Program Statistics - Overall Summary






(as of November 10, 2010, 5:05 PM ET)

County (Texas)	Total Claims	Claimant Type	Claims Paid	Amount Paid	Payments in County
Hardin (Texas)	15	<u>Claimant Type</u>	<u>Claims Paid</u>	<u>Amount Paid</u>	Payments in County  <ul style="list-style-type: none"> ■ Resident ■ Both
		Resident of County	1	\$7,200.00	
		Resident and Loss in County	1	\$10,000.00	
		Totals:	2	\$17,200.00	
Harris (Texas)	2,493	<u>Claimant Type</u>	<u>Claims Paid</u>	<u>Amount Paid</u>	Payments in County  <ul style="list-style-type: none"> ■ Resident ■ Loss ■ Both
		Resident of County	357	\$26,584,500.00	
		Resident and Loss in County	142	\$4,044,600.00	
		Claim Loss in County	104	\$1,913,900.00	
Totals:	603	\$32,543,000.00			
Harrison (Texas)	2	<u>Claimant Type</u>	<u>Claims Paid</u>	<u>Amount Paid</u>	Payments in County  <ul style="list-style-type: none"> ■ Resident
		Resident of County	1	\$10,400.00	
		Totals:	1	\$10,400.00	
Hays (Texas)	8	<u>Claimant Type</u>	<u>Claims Paid</u>	<u>Amount Paid</u>	Payments in County  <ul style="list-style-type: none"> ■ Resident
		Resident of County	2	\$41,300.00	
		Totals:	2	\$41,300.00	
Hidalgo (Texas)	55	<u>Claimant Type</u>	<u>Claims Paid</u>	<u>Amount Paid</u>	Payments in County  <ul style="list-style-type: none"> ■ Resident ■ Loss ■ Both
		Resident of County	3	\$10,700.00	
		Resident and Loss in County	1	\$6,000.00	
		Claim Loss in County	1	\$10,300.00	
Totals:	5	\$27,000.00			




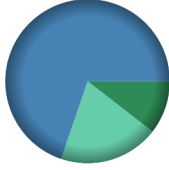

GCCF Program Statistics - Overall Summary (as of November 10, 2010, 5:05 PM ET)

Hill (Texas)	2	<u>Claimant Type</u>	<u>Claims Paid</u>	<u>Amount Paid</u>	Payments in County
		Resident of County	1	\$21,600.00	 <ul style="list-style-type: none"> Resident
		Totals:	1	\$21,600.00	
Hopkins (Texas)	3	<u>Claimant Type</u>	<u>Claims Paid</u>	<u>Amount Paid</u>	Payments in County
		Resident of County	1	\$9,700.00	 <ul style="list-style-type: none"> Resident
		Totals:	1	\$9,700.00	
Jasper (Texas)	20	<u>Claimant Type</u>	<u>Claims Paid</u>	<u>Amount Paid</u>	Payments in County
		Resident of County	5	\$190,700.00	 <ul style="list-style-type: none"> Resident
		Totals:	5	\$190,700.00	
Jefferson (Texas)	1,262	<u>Claimant Type</u>	<u>Claims Paid</u>	<u>Amount Paid</u>	Payments in County
		Resident of County	107	\$2,935,200.00	 <ul style="list-style-type: none"> Resident Loss Both
		Resident and Loss in County	278	\$6,517,600.00	
		Claim Loss in County	52	\$1,247,200.00	
		Totals:	437	\$10,700,000.00	
Jim Hogg (Texas)	1	<u>Claimant Type</u>	<u>Claims Paid</u>	<u>Amount Paid</u>	Payments in County
		Claim Loss in County	1	\$32,400.00	 <ul style="list-style-type: none"> Loss
		Totals:	1	\$32,400.00	



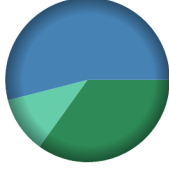
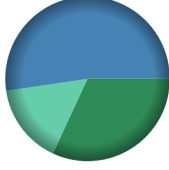
GCCF Program Statistics - Overall Summary (as of November 10, 2010, 5:05 PM ET)

Jim Wells (Texas)	1	<u>Claimant Type</u>	<u>Claims Paid</u>	<u>Amount Paid</u>	Payments in County  ■ Both
		Resident and Loss in County	1	\$79,900.00	
		Totals:	1	\$79,900.00	
Johnson (Texas)	13	<u>Claimant Type</u>	<u>Claims Paid</u>	<u>Amount Paid</u>	Payments in County  ■ Resident
		Resident of County	4	\$131,000.00	
		Totals:	4	\$131,000.00	
Kaufman (Texas)	6	<u>Claimant Type</u>	<u>Claims Paid</u>	<u>Amount Paid</u>	Payments in County  ■ Resident
		Resident of County	1	\$11,600.00	
		Totals:	1	\$11,600.00	
Kendall (Texas)	2	<u>Claimant Type</u>	<u>Claims Paid</u>	<u>Amount Paid</u>	Payments in County  ■ Resident
		Resident of County	2	\$15,700.00	
		Totals:	2	\$15,700.00	
Kleberg (Texas)	1	<u>Claimant Type</u>	<u>Claims Paid</u>	<u>Amount Paid</u>	Payments in County  ■ Resident
		Resident of County	1	\$32,400.00	
		Totals:	1	\$32,400.00	

GCCF Program Statistics - Overall Summary (as of November 10, 2010, 5:05 PM ET)

County (Texas)	Total Claims	Claimant Type	Claims Paid	Amount Paid	Payments in County
Lamar (Texas)	1	<u>Claimant Type</u>	<u>Claims Paid</u>	<u>Amount Paid</u>	Payments in County  <ul style="list-style-type: none"> Resident
		Resident of County	1	\$3,200.00	
		Totals:	1	\$3,200.00	
Liberty (Texas)	14	<u>Claimant Type</u>	<u>Claims Paid</u>	<u>Amount Paid</u>	Payments in County  <ul style="list-style-type: none"> Resident Both
		Resident of County	2	\$31,400.00	
		Resident and Loss in County	2	\$105,000.00	
Totals:	4	\$136,400.00			
Lubbock (Texas)	5	<u>Claimant Type</u>	<u>Claims Paid</u>	<u>Amount Paid</u>	Payments in County  <ul style="list-style-type: none"> Resident
		Resident of County	1	\$3,400.00	
		Totals:	1	\$3,400.00	
Matagorda (Texas)	246	<u>Claimant Type</u>	<u>Claims Paid</u>	<u>Amount Paid</u>	Payments in County  <ul style="list-style-type: none"> Resident Loss Both
		Resident of County	13	\$438,100.00	
		Resident and Loss in County	69	\$2,905,200.00	
Claim Loss in County	12	\$820,100.00			
Totals:	94	\$4,163,400.00			
McLennan (Texas)	15	<u>Claimant Type</u>	<u>Claims Paid</u>	<u>Amount Paid</u>	Payments in County  <ul style="list-style-type: none"> Resident
		Resident of County	10	\$196,100.00	
		Totals:	10	\$196,100.00	

GCCF Program Statistics - Overall Summary (as of November 10, 2010, 5:05 PM ET)

County (Texas)	Total Claims	Claimant Type	Claims Paid	Amount Paid	Payments in County
Milam (Texas)	1	<u>Claimant Type</u>	<u>Claims Paid</u>	<u>Amount Paid</u>	Payments in County  <ul style="list-style-type: none"> Resident
		Resident of County	1	\$5,800.00	
		Totals:	1	\$5,800.00	
		Montgomery (Texas)	121	<u>Claimant Type</u>	
Resident of County	21			\$400,300.00	
Resident and Loss in County	2			\$70,700.00	
Totals:	23			\$471,000.00	
Nacogdoches (Texas)	19	<u>Claimant Type</u>	<u>Claims Paid</u>	<u>Amount Paid</u>	Payments in County  <ul style="list-style-type: none"> Resident Loss
		Resident of County	1	\$41,600.00	
		Claim Loss in County	4	\$250,400.00	
		Totals:	5	\$292,000.00	
Nueces (Texas)	73	<u>Claimant Type</u>	<u>Claims Paid</u>	<u>Amount Paid</u>	Payments in County  <ul style="list-style-type: none"> Resident Loss Both
		Resident of County	3	\$47,800.00	
		Resident and Loss in County	3	\$73,900.00	
		Claim Loss in County	1	\$15,200.00	
Totals:	7	\$136,900.00			
Orange (Texas)	165	<u>Claimant Type</u>	<u>Claims Paid</u>	<u>Amount Paid</u>	Payments in County  <ul style="list-style-type: none"> Resident Loss Both
		Resident of County	20	\$258,600.00	
		Resident and Loss in County	17	\$423,900.00	
		Claim Loss in County	5	\$127,500.00	
Totals:	42	\$810,000.00			





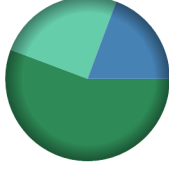
GCCF Program Statistics - Overall Summary

(as of November 10, 2010, 5:05 PM ET)

County (Texas)	Total Claims	Claimant Type	Claims Paid	Amount Paid	Payments in County
Parker (Texas)	4	<u>Claimant Type</u>	<u>Claims Paid</u>	<u>Amount Paid</u>	Payments in County  Resident
		Resident of County	2	\$17,300.00	
		Totals:	2	\$17,300.00	
Polk (Texas)	6	<u>Claimant Type</u>	<u>Claims Paid</u>	<u>Amount Paid</u>	Payments in County  Resident
		Resident of County	2	\$81,700.00	
		Totals:	2	\$81,700.00	
Presidio (Texas)	2	<u>Claimant Type</u>	<u>Claims Paid</u>	<u>Amount Paid</u>	Payments in County  Resident
		Resident of County	2	\$3,900.00	
		Totals:	2	\$3,900.00	
Refugio (Texas)	1	<u>Claimant Type</u>	<u>Claims Paid</u>	<u>Amount Paid</u>	Payments in County  Resident
		Resident of County	1	\$26,900.00	
		Totals:	1	\$26,900.00	
Rockwall (Texas)	6	<u>Claimant Type</u>	<u>Claims Paid</u>	<u>Amount Paid</u>	Payments in County  Resident
		Resident of County	3	\$46,500.00	
		Totals:	3	\$46,500.00	

GCCF Program Statistics - Overall Summary

(as of November 10, 2010, 5:05 PM ET)

County (Texas)	Total Claims	Claimant Type	Claims Paid	Amount Paid	Payments in County
Sabine (Texas)	3	<u>Claimant Type</u>	<u>Claims Paid</u>	<u>Amount Paid</u>	Payments in County  <ul style="list-style-type: none"> Resident
		Resident of County	1	\$40,000.00	
		Totals:	1	\$40,000.00	
San Jacinto (Texas)	6	<u>Claimant Type</u>	<u>Claims Paid</u>	<u>Amount Paid</u>	Payments in County  <ul style="list-style-type: none"> Resident Loss
		Resident of County	2	\$44,600.00	
		Claim Loss in County	1	\$30,000.00	
Totals:	3	\$74,600.00			
San Patricio (Texas)	48	<u>Claimant Type</u>	<u>Claims Paid</u>	<u>Amount Paid</u>	Payments in County  <ul style="list-style-type: none"> Resident Both
		Resident of County	1	\$1,000.00	
		Resident and Loss in County	6	\$140,400.00	
Totals:	7	\$141,400.00			
Smith (Texas)	7	<u>Claimant Type</u>	<u>Claims Paid</u>	<u>Amount Paid</u>	Payments in County  <ul style="list-style-type: none"> Resident
		Resident of County	1	\$35,200.00	
		Totals:	1	\$35,200.00	
Tarrant (Texas)	216	<u>Claimant Type</u>	<u>Claims Paid</u>	<u>Amount Paid</u>	Payments in County  <ul style="list-style-type: none"> Resident Loss Both
		Resident of County	50	\$1,013,200.00	
		Resident and Loss in County	4	\$351,100.00	
Claim Loss in County	7	\$453,500.00			
Totals:	61	\$1,817,800.00			

GCCF Program Statistics - Overall Summary

(as of November 10, 2010, 5:05 PM ET)

County (Texas)	Total Claims	Claimant Type	Claims Paid	Amount Paid	Payments in County
Travis (Texas)	83	<u>Claimant Type</u>	<u>Claims Paid</u>	<u>Amount Paid</u>	Payments in County  <ul style="list-style-type: none"> Resident Both
		Resident of County	14	\$155,300.00	
		Resident and Loss in County	1	\$15,000.00	
		Totals:	15	\$170,300.00	
Tyler (Texas)	4	<u>Claimant Type</u>	<u>Claims Paid</u>	<u>Amount Paid</u>	Payments in County  <ul style="list-style-type: none"> Resident
		Resident of County	3	\$28,000.00	
		Totals:	3	\$28,000.00	
Unknown (Texas)	18	<u>Claimant Type</u>	<u>Claims Paid</u>	<u>Amount Paid</u>	Payments in County  <ul style="list-style-type: none"> Resident
		Resident of County	2	\$85,000.00	
		Totals:	2	\$85,000.00	
Vermilion (Texas)	2	<u>Claimant Type</u>	<u>Claims Paid</u>	<u>Amount Paid</u>	Payments in County  <ul style="list-style-type: none"> Loss
		Claim Loss in County	2	\$42,500.00	
		Totals:	2	\$42,500.00	
Victoria (Texas)	12	<u>Claimant Type</u>	<u>Claims Paid</u>	<u>Amount Paid</u>	Payments in County  <ul style="list-style-type: none"> Resident Loss
		Resident of County	3	\$44,700.00	
		Claim Loss in County	1	\$6,900.00	
		Totals:	4	\$51,600.00	

GCCF Program Statistics - Overall Summary (as of November 10, 2010, 5:05 PM ET)

County	Total Claims	Claimant Type	Claims Paid	Amount Paid	Payments in County
Waller (Texas)	5				 ■ Resident
		Resident of County	1	\$24,500.00	
		Totals:	1	\$24,500.00	
Webb (Texas)	3				 ■ Resident
		Resident of County	1	\$23,800.00	
		Totals:	1	\$23,800.00	
Wichita (Texas)	4				 ■ Resident
		Resident of County	1	\$2,700.00	
		Totals:	1	\$2,700.00	
Williamson (Texas)	21				 ■ Resident
		Resident of County	6	\$64,000.00	
		Totals:	6	\$64,000.00	
Wise (Texas)	1				 ■ Resident
		Resident of County	1	\$7,600.00	
		Totals:	1	\$7,600.00	