

## GCCF Program Statistics - Overall Summary

(as of November 09, 2010, 5:05 PM ET)

Claimant Status	No. of Claimants
<b>TOTAL GCCF Claimants to Date</b> <i>(Claimants may have one or more Claim Type)</i>	<b>362,532</b>
1. Claimants Paid and Approved for Payment	106,468
2. Claimants Requiring Additional Information or Documentation <i>(Claimants providing no documentation: 97,255)</i>	153,703
3. Claimants Referred to Government, Moratorium and Real Estate funds	458
4. Denied Claimants	39,643
5. Claimants Under Review (Emergency Advance Payment)	54,719
6. Claimants Under Review (for Final Claim only)	7,541

Claimants <i>(Claimants may have one or more Claim Type)</i>	No. of Claimants
1. Individual*	304,953
2. Business*	57,579
<i>*Individual v. Business classification is subject to change.</i>	
<i>Represented Claimants: 7,760</i>	
<b>Total to Date</b>	<b>362,532</b>

Claims by Emergency Or Final Payment	No. of Claims Paid or Approved for Payment	No. of Claims Paid	Amount Paid
1. Emergency Advance Payment (One Month)	10,055	10,005	\$ 92,746,175.88
2. Emergency Advance Payment (Six Months)	96,697	94,678	\$ 1,659,032,415.00
<b>Sub-Total to Date</b>	<b>106,752</b>	<b>104,683</b>	<b>\$ 1,751,778,590.88</b>

Separate Fund for Real Estate Brokers and Agents			\$ 34,500,000.00
<b>Total to Date</b>			<b>\$ 1,786,278,590.88</b>

Claims by Category <i>(includes Individual and Business)</i>	No. of Claims Paid	Amount Paid
1. Removal and Clean Up Costs	0	\$ -
2. Real or Personal Property	72	\$ 554,363.38
3. Lost Earnings or Profits	104,588	\$ 1,751,196,891.00
4. Loss of Subsistence Use of Natural Resources	5	\$ 13,000.00
5. Physical Injury / Death	18	\$ 14,336.50
<b>Total to Date</b>	<b>104,683</b>	<b>\$ 1,751,778,590.88</b>

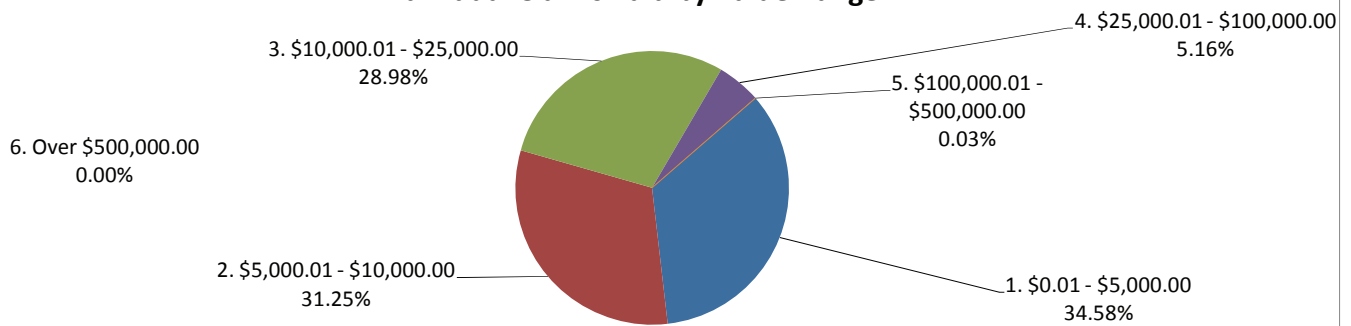
Claims by Type	No. of Claims Paid	No. of Claims Paid where Claimant Participated in BP Claims Process	No. of Claims Paid for new Claimants	Total Amount Paid
1. Individual	75,833	23,448	52,385	\$ 738,974,014.88
2. Business	28,850	21,445	7,405	\$ 1,012,804,576.00
<b>Total to Date</b>	<b>104,683</b>	<b>44,893</b>	<b>59,790</b>	<b>\$ 1,751,778,590.88</b>

**GCCF Program Statistics - Overall Summary**  
(as of November 09, 2010, 5:05 PM ET)

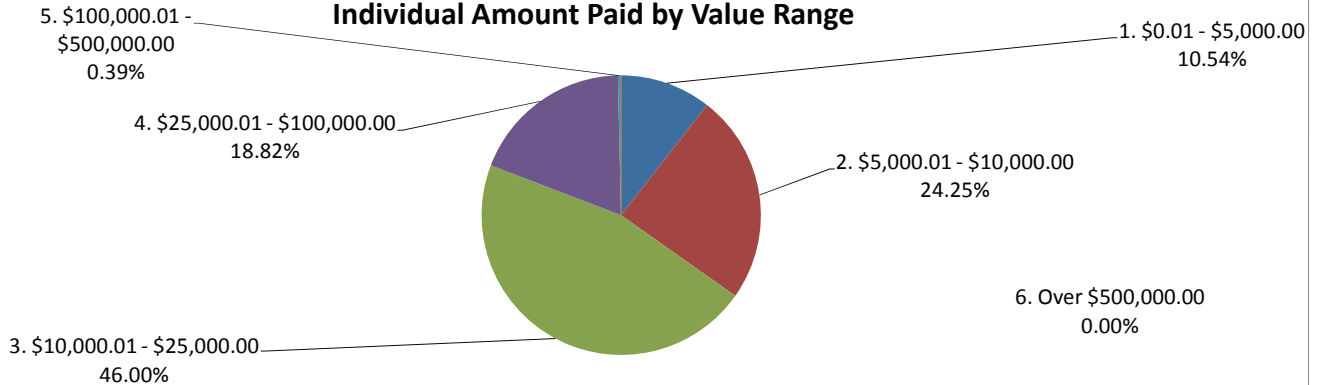
**Individual Claims by Amount**  
(Claimants may have more than one Claim Type)

Claims by Amount	No. of Claims Paid	Amount Paid
1. \$0.01 - \$5,000.00	26,225	\$ 77,921,836.50
2. \$5,000.01 - \$10,000.00	23,698	\$ 179,214,200.00
3. \$10,000.01 - \$25,000.00	21,975	\$ 339,933,750.00
4. \$25,000.01 - \$100,000.00	3,913	\$ 139,056,328.38
5. \$100,000.01 - \$500,000.00	22	\$ 2,847,900.00
6. Over \$500,000.00	0	\$ -
<b>Total to Date</b>	<b>75,833</b>	<b>\$ 738,974,014.88</b>

**Individual Claims Paid by Value Range**



**Individual Amount Paid by Value Range**



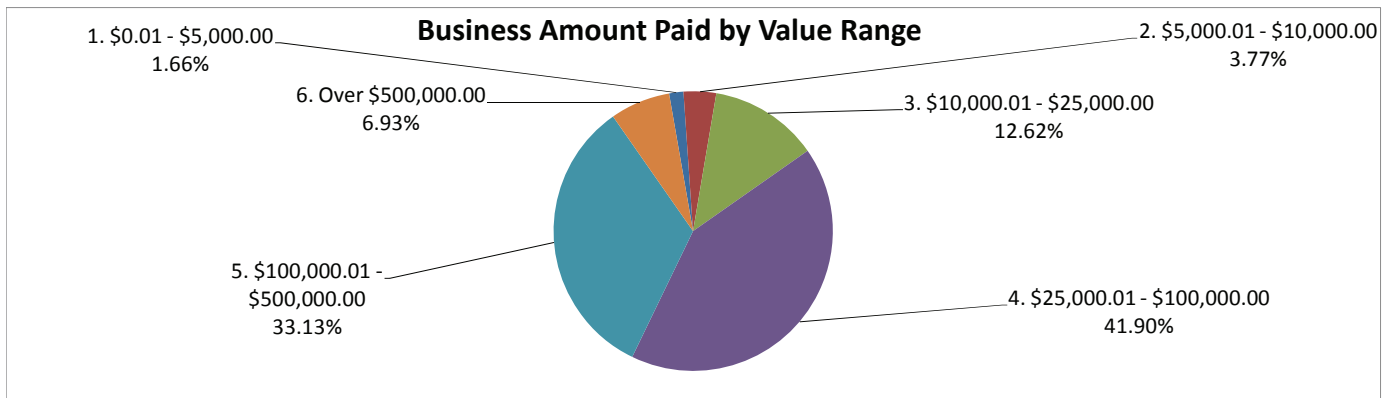
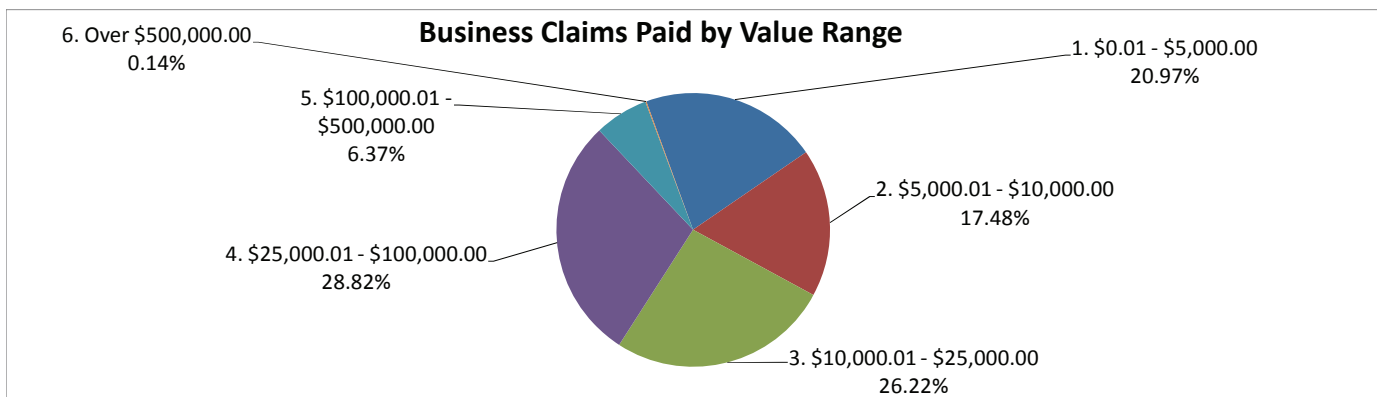
## GCCCF Program Statistics - Overall Summary

(as of November 09, 2010, 5:05 PM ET)

### Business Claims by Amount

(Claimants may have more than one Claim Type)

Claims by Amount	No. of Claims Paid	Amount Paid
1. \$0.01 - \$5,000.00	6049	\$ 16,795,700.00
2. \$5,000.01 - \$10,000.00	5044	\$ 38,163,200.00
3. \$10,000.01 - \$25,000.00	7565	\$ 127,837,600.00
4. \$25,000.01 - \$100,000.00	8315	\$ 424,340,000.00
5. \$100,000.01 - \$500,000.00	1838	\$ 335,519,800.00
6. Over \$500,000.00	39	\$ 70,148,276.00
<b>Total to Date</b>	<b>28,850</b>	<b>\$ 1,012,804,576.00</b>



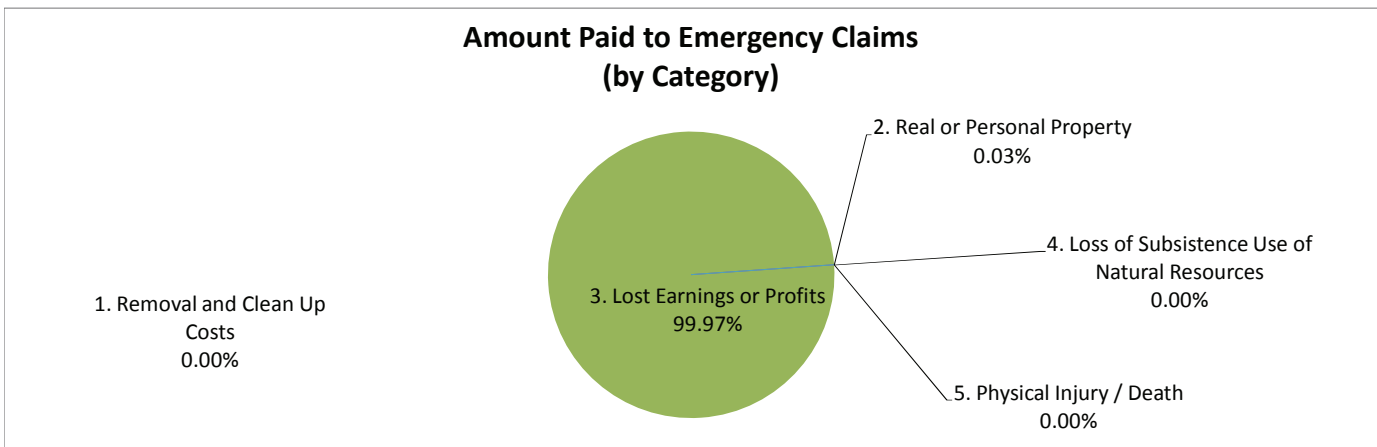
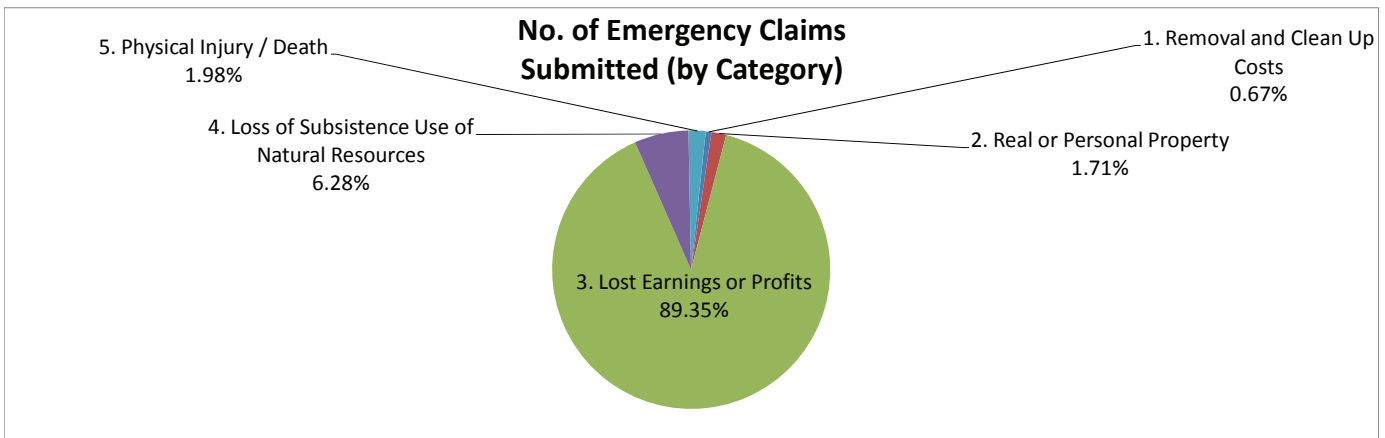
## GCCCF Program Statistics - Overall Summary

(as of November 09, 2010, 5:05 PM ET)

### Emergency Advance Claim Counts by Category

*(Claimants may have more than one Claim Type)*

Claims for Emergency Advance Payment	Claims Submitted	No. of Claims Paid	Amount Paid
1. Removal and Clean Up Costs	2,605	0	\$ -
2. Real or Personal Property	6,650	72	\$ 554,363.38
3. Lost Earnings or Profits	346,623	104,588	\$ 1,751,196,891.00
4. Loss of Subsistence Use of Natural Resources	24,378	5	\$ 13,000.00
5. Physical Injury / Death	7,683	18	\$ 14,336.50
<b>Total to Date</b>	<b>387,939</b>	<b>104,683</b>	<b>\$ 1,751,778,590.88</b>




## GCCCF Program Statistics - Overall Summary

(as of November 09, 2010, 5:05 PM ET)

### Final Payment Claim Counts by Category

*(Claimants may have more than one Claim Type)*

Claims Seeking Final Payment	Claims Submitted	No. of Claims Paid	Amount Paid
1. Removal and Clean Up Costs	309	0	\$ -
2. Real or Personal Property	1,440	0	\$ -
3. Lost Earnings or Profits	12,006	0	\$ -
4. Loss of Subsistence Use of Natural Resources	1,662	0	\$ -
5. Physical Injury / Death	413	0	\$ -
<b>Total to Date</b>	<b>15,830</b>	<b>0</b>	<b>\$ -</b>



### Amount Paid to Final Claims (by Category)

*No data to chart yet*

## GCCF Program Statistics - Overall Summary

(as of November 09, 2010, 5:05 PM ET)

### Claims by Category and Amount

*(Claimants may have more than one Claim Type)*

Claims by Category and Amount	No. of Claims Paid	Amount Paid
<b>1. Removal and Clean Up Costs</b>		
a. \$0.01 - \$5,000.00	0	\$ -
b. \$5,000.01 - \$10,000.00	0	\$ -
c. \$10,000.01 - \$25,000.00	0	\$ -
d. \$25,000.01 - \$100,000.00	0	\$ -
e. \$100,000.01 - \$500,000.00	0	\$ -
f. Over \$500,000.00	0	\$ -
<b>Sub-Total to Date</b>	<b>0</b>	<b>\$ -</b>
<b>2. Real or Personal Property</b>		
a. \$0.01 - \$5,000.00	50	\$ 98,700.00
b. \$5,000.01 - \$10,000.00	13	\$ 86,900.00
c. \$10,000.01 - \$25,000.00	4	\$ 58,200.00
d. \$25,000.01 - \$100,000.00	4	\$ 134,463.38
e. \$100,000.01 - \$500,000.00	1	\$ 176,100.00
f. Over \$500,000.00	0	\$ -
<b>Sub-Total to Date</b>	<b>72</b>	<b>\$ 554,363.38</b>
<b>3. Lost Earnings or Profits</b>		
a. \$0.01 - \$5,000.00	32,201	\$ 94,591,500.00
b. \$5,000.01 - \$10,000.00	28,729	\$ 217,290,500.00
c. \$10,000.01 - \$25,000.00	29,536	\$ 467,713,150.00
d. \$25,000.01 - \$100,000.00	12,224	\$ 563,261,865.00
e. \$100,000.01 - \$500,000.00	1,859	\$ 338,191,600.00
f. Over \$500,000.00	39	\$ 70,148,276.00
<b>Sub-Total to Date</b>	<b>104,588</b>	<b>\$ 1,751,196,891.00</b>

**GCCF Program Statistics - Overall Summary**  
(as of November 09, 2010, 5:05 PM ET)

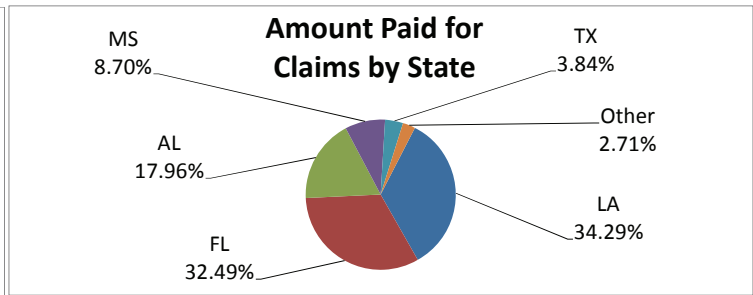
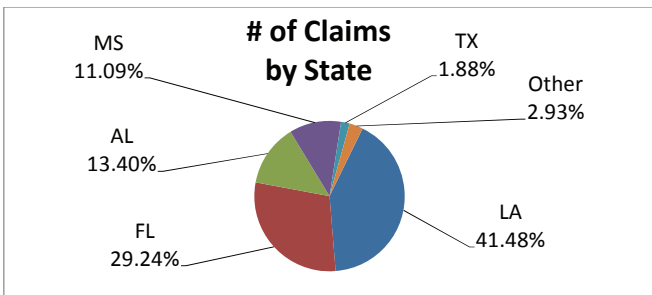
**Claims by Category and Amount**  
(Claimants may have more than one Claim Type)

Claims by Category and Amount	No. of Claims Paid	Amount Paid
<b>4. Loss of Subsistence Use of Natural Resources</b>		
a. \$0.01 - \$5,000.00	5	\$ 13,000.00
b. \$5,000.01 - \$10,000.00	0	\$ -
c. \$10,000.01 - \$25,000.00	0	\$ -
d. \$25,000.01 - \$100,000.00	0	\$ -
e. \$100,000.01 - \$500,000.00	0	\$ -
f. Over \$500,000.00	0	\$ -
<b>Sub-Total to Date</b>	<b>5</b>	<b>\$ 13,000.00</b>
<b>5. Physical Injury / Death</b>		
a. \$0.01 - \$5,000.00	18	\$ 14,336.50
b. \$5,000.01 - \$10,000.00	0	\$ -
c. \$10,000.01 - \$25,000.00	0	\$ -
d. \$25,000.01 - \$100,000.00	0	\$ -
e. \$100,000.01 - \$500,000.00	0	\$ -
f. Over \$500,000.00	0	\$ -
<b>Sub-Total to Date</b>	<b>18</b>	<b>\$ 14,336.50</b>
<b>6. Other Claims</b>		
a. \$0.01 - \$5,000.00	0	\$ -
b. \$5,000.01 - \$10,000.00	0	\$ -
c. \$10,000.01 - \$25,000.00	0	\$ -
d. \$25,000.01 - \$100,000.00	0	\$ -
e. \$100,000.01 - \$500,000.00	0	\$ -
f. Over \$500,000.00	0	\$ -
<b>Sub-Total to Date</b>	<b>0</b>	<b>\$ -</b>
<b>Total to Date</b>	<b>104,683</b>	<b>\$ 1,751,778,590.88</b>

**GCCF Program Statistics - Overall Summary**  
(as of November 09, 2010, 5:05 PM ET)

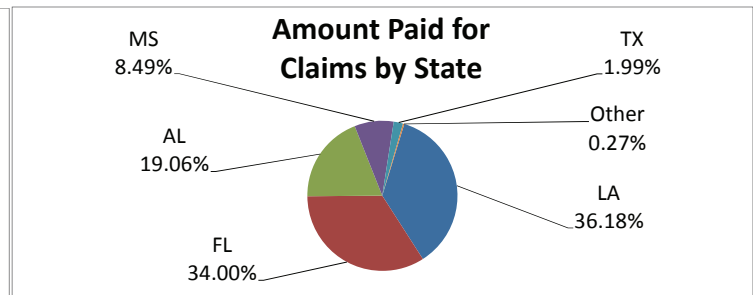
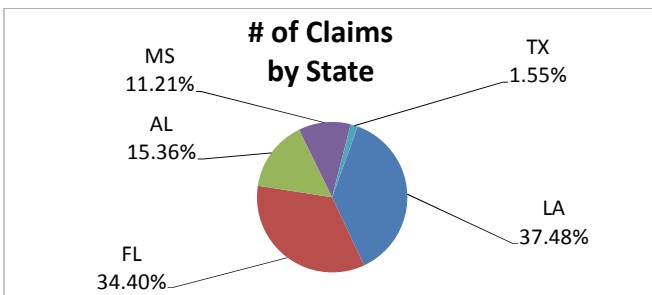
**Claims by State of Residence**  
(Claimants may have more than one Claim Type)

Claim State of Residence	Claims Submitted	No. of Claims Paid	Amount Paid
Louisiana	167,466	35,021	\$ 600,691,750.00
Florida	118,044	36,740	\$ 569,106,676.00
Alabama	54,100	17,296	\$ 314,697,928.38
Mississippi	44,767	9,415	\$ 152,480,136.50
Texas	7,581	1,945	\$ 67,311,800.00
Others	11,811	4,266	\$ 47,490,300.00
<b>Total to Date</b>	<b>403,769</b>	<b>104,683</b>	<b>\$ 1,751,778,590.88</b>



**Claims by State of Loss**  
(Claimants may have more than one Claim Type)

Claim State of Loss	Claims Submitted	No. of Claims Paid	Amount Paid
Louisiana	80,742	35,431	\$ 633,813,115.00
Florida	74,102	39,732	\$ 595,596,476.00
Alabama	33,080	18,828	\$ 333,880,700.00
Mississippi	24,157	9,072	\$ 148,758,900.00
Texas	3,344	1,364	\$ 34,915,300.00
Other State / Pending Location Verification		256	\$ 4,814,099.88
<b>Total to Date</b>		<b>104,683</b>	<b>\$ 1,751,778,590.88</b>

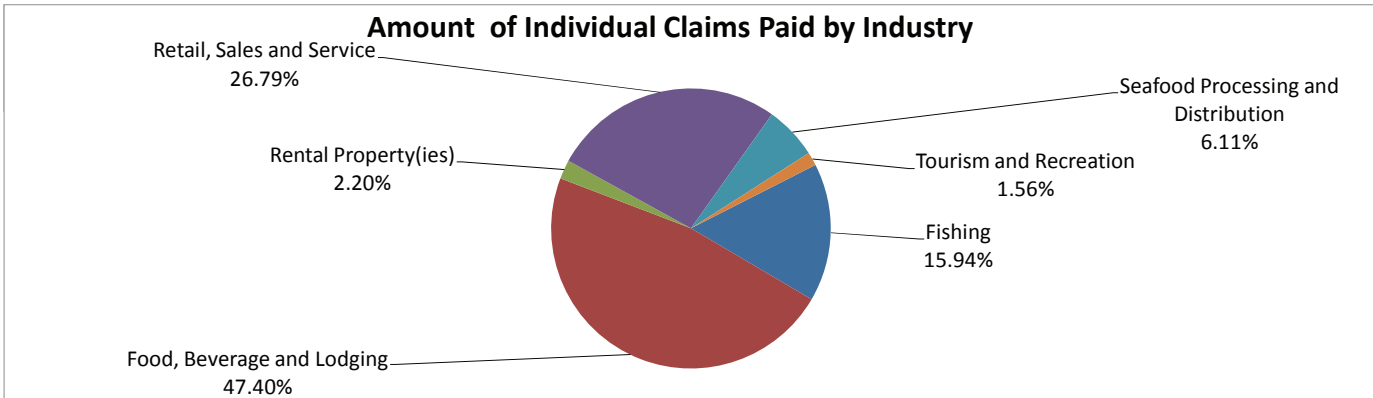
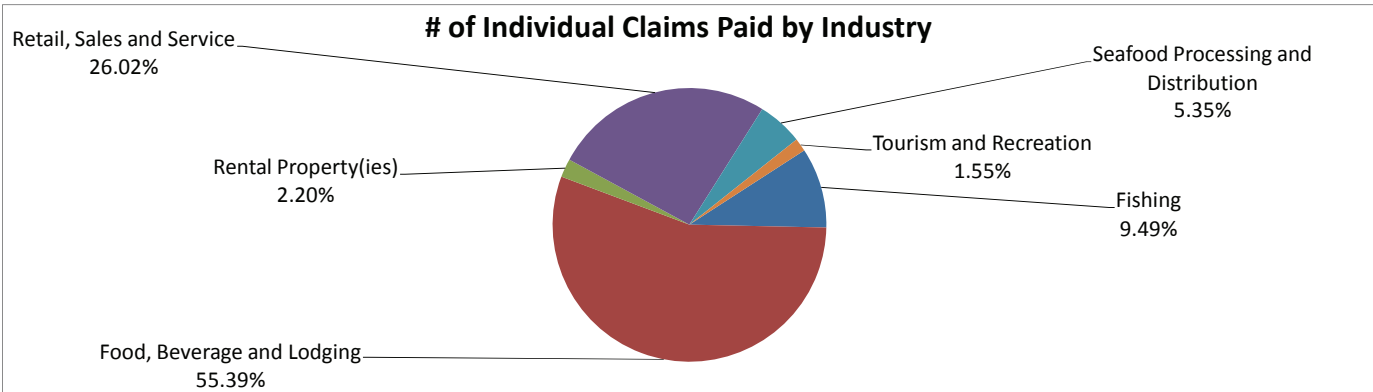




**GCCF Program Statistics - Overall Summary**  
(as of November 09, 2010, 5:05 PM ET)

**Individual Lost Earnings or Profits Claims Paid by Industry**  
(Claimants may have more than one Claim Type)

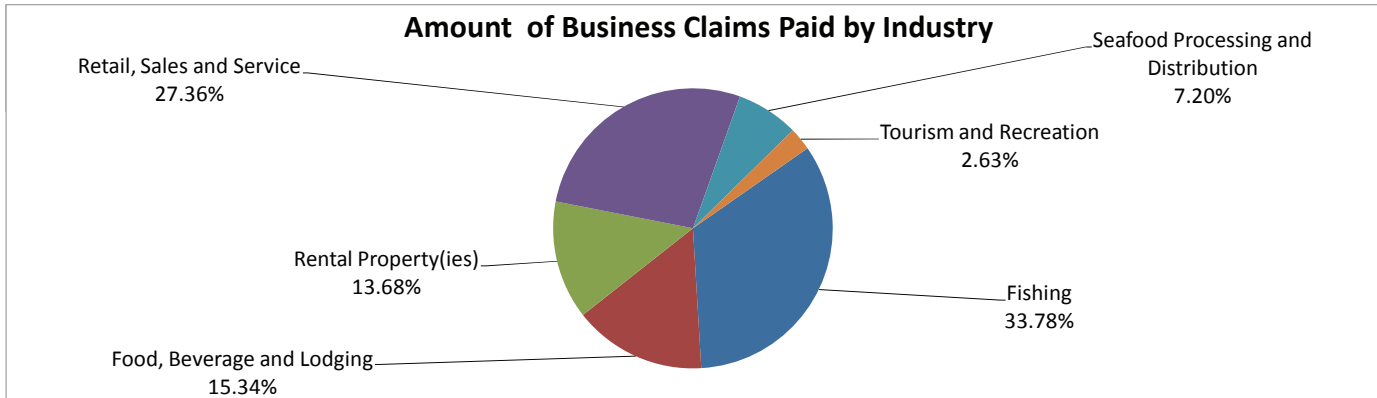
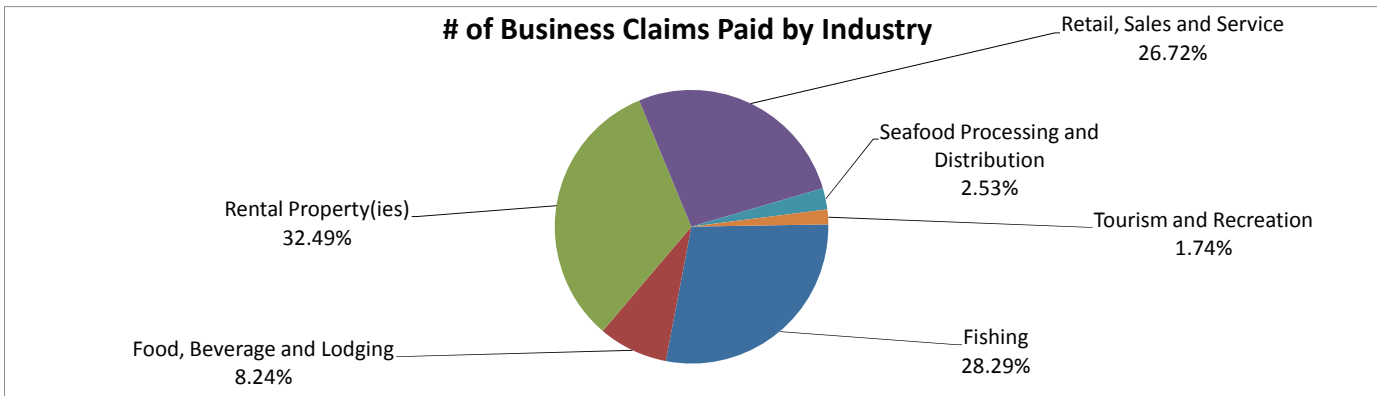
Claims by Amount	No. of Claims Paid	Amount Paid
Fishing	7,191	\$ 117,761,400.00
Food, Beverage and Lodging	41,968	\$ 350,126,300.00
Rental Property(ies)	1,664	\$ 16,269,800.00
Retail, Sales and Service	19,710	\$ 197,933,100.00
Seafood Processing and Distribution	4,057	\$ 45,121,315.00
Tourism and Recreation	1,172	\$ 11,524,600.00
<b>Total to Date</b>	<b>75,762</b>	<b>\$ 738,736,515.00</b>




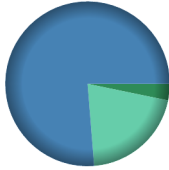
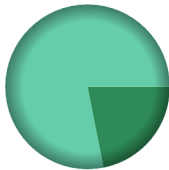


**GCCF Program Statistics - Overall Summary**  
(as of November 09, 2010, 5:05 PM ET)

**Business Lost Earnings or Profits Claims Paid by Industry**  
(Claimants may have more than one Claim Type)


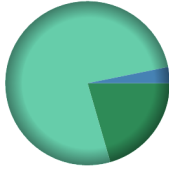



Claims by Amount	No. of Claims Paid	Amount Paid
Fishing	8,154	\$ 342,024,000.00
Food, Beverage and Lodging	2,374	\$ 155,346,700.00
Rental Property(ies)	9,367	\$ 138,533,876.00
Retail, Sales and Service	7,701	\$ 276,995,000.00
Seafood Processing and Distribution	729	\$ 72,929,500.00
Tourism and Recreation	501	\$ 26,631,300.00
<b>Total to Date</b>	<b>28,826</b>	<b>\$ 1,012,460,376.00</b>



## GCCF Program Statistics - Overall Summary (as of November 9, 2010, 5:05 PM ET)


County Name	Residents	Claimant Type	Claims Paid	Amount Paid	Payments in County
<b>Autauga (Alabama)</b>	<b>34</b>	<u>Claimant Type</u>	<u>Claims Paid</u>	<u>Amount Paid</u>	<b>Payments in County</b>  <ul style="list-style-type: none"> <li><span style="color: green;">■</span> Resident</li> <li><span style="color: lightgreen;">■</span> Both</li> </ul>
		Resident of County	10	\$91,200.00	
		Resident and Loss in County	1	\$2,300.00	
		<b>Totals:</b>	<b>11</b>	<b>\$93,500.00</b>	
<b>Baldwin (Alabama)</b>	<b>22,101</b>	<u>Claimant Type</u>	<u>Claims Paid</u>	<u>Amount Paid</u>	<b>Payments in County</b>  <ul style="list-style-type: none"> <li><span style="color: green;">■</span> Resident</li> <li><span style="color: lightgreen;">■</span> Loss</li> <li><span style="color: blue;">■</span> Both</li> </ul>
		Resident of County	463	\$7,403,663.38	
		Resident and Loss in County	8,316	\$174,534,000.00	
		Claim Loss in County	3,903	\$46,879,900.00	
<b>Totals:</b>	<b>12,682</b>	<b>\$228,817,563.38</b>			
<b>Barbour (Alabama)</b>	<b>13</b>	<u>Claimant Type</u>	<u>Claims Paid</u>	<u>Amount Paid</u>	<b>Payments in County</b>  <ul style="list-style-type: none"> <li><span style="color: green;">■</span> Resident</li> <li><span style="color: lightgreen;">■</span> Both</li> </ul>
		Resident of County	2	\$25,600.00	
		Resident and Loss in County	2	\$91,300.00	
		<b>Totals:</b>	<b>4</b>	<b>\$116,900.00</b>	
<b>Bibb (Alabama)</b>	<b>10</b>	<u>Claimant Type</u>	<u>Claims Paid</u>	<u>Amount Paid</u>	<b>Payments in County</b>  <ul style="list-style-type: none"> <li><span style="color: green;">■</span> Resident</li> </ul>
		Resident of County	6	\$25,400.00	
		<b>Totals:</b>	<b>6</b>	<b>\$25,400.00</b>	
<b>Blount (Alabama)</b>	<b>9</b>	<u>Claimant Type</u>	<u>Claims Paid</u>	<u>Amount Paid</u>	<b>Payments in County</b>  <ul style="list-style-type: none"> <li><span style="color: green;">■</span> Resident</li> </ul>
		Resident of County	3	\$14,200.00	
		<b>Totals:</b>	<b>3</b>	<b>\$14,200.00</b>	

## GCCF Program Statistics - Overall Summary (as of November 9, 2010, 5:05 PM ET)

County (Alabama)	Total Claims	Claimant Type	Claims Paid	Amount Paid	Payments in County
<b>Bullock (Alabama)</b>	<b>7</b>	<u>Claimant Type</u>	<u>Claims Paid</u>	<u>Amount Paid</u>	<b>Payments in County</b>  <ul style="list-style-type: none"> <li>Resident</li> </ul>
		Resident of County	1	\$16,000.00	
		<b>Totals:</b>	<b>1</b>	<b>\$16,000.00</b>	
<b>Butler (Alabama)</b>	<b>27</b>	<u>Claimant Type</u>	<u>Claims Paid</u>	<u>Amount Paid</u>	<b>Payments in County</b>  <ul style="list-style-type: none"> <li>Resident</li> <li>Loss</li> <li>Both</li> </ul>
		Resident of County	4	\$34,800.00	
		Resident and Loss in County	1	\$5,400.00	
		Claim Loss in County	2	\$129,200.00	
<b>Totals:</b>	<b>7</b>	<b>\$169,400.00</b>			
<b>Calhoun (Alabama)</b>	<b>69</b>	<u>Claimant Type</u>	<u>Claims Paid</u>	<u>Amount Paid</u>	<b>Payments in County</b>  <ul style="list-style-type: none"> <li>Resident</li> </ul>
		Resident of County	19	\$198,900.00	
		<b>Totals:</b>	<b>19</b>	<b>\$198,900.00</b>	
<b>Chambers (Alabama)</b>	<b>10</b>	<u>Claimant Type</u>	<u>Claims Paid</u>	<u>Amount Paid</u>	<b>Payments in County</b>  <ul style="list-style-type: none"> <li>Resident</li> </ul>
		Resident of County	2	\$27,000.00	
		<b>Totals:</b>	<b>2</b>	<b>\$27,000.00</b>	
<b>Cherokee (Alabama)</b>	<b>7</b>	<u>Claimant Type</u>	<u>Claims Paid</u>	<u>Amount Paid</u>	<b>Payments in County</b>  <ul style="list-style-type: none"> <li>Resident</li> </ul>
		Resident of County	5	\$43,100.00	
		<b>Totals:</b>	<b>5</b>	<b>\$43,100.00</b>	

## GCCF Program Statistics - Overall Summary

(as of November 9, 2010, 5:05 PM ET)

County (Alabama)	Total Claims	Claimant Type	Claims Paid	Amount Paid	Payments in County
<b>Chilton (Alabama)</b>	<b>18</b>	<u>Claimant Type</u>	<u>Claims Paid</u>	<u>Amount Paid</u>	<b>Payments in County</b>  <ul style="list-style-type: none"> <li><span style="color: green;">■</span> Resident</li> <li><span style="color: lightgreen;">■</span> Both</li> </ul>
		Resident of County	3	\$24,300.00	
		Resident and Loss in County	1	\$19,000.00	
		<b>Totals:</b>	<b>4</b>	<b>\$43,300.00</b>	
<b>Choctaw (Alabama)</b>	<b>24</b>	<u>Claimant Type</u>	<u>Claims Paid</u>	<u>Amount Paid</u>	<b>Payments in County</b>  <ul style="list-style-type: none"> <li><span style="color: green;">■</span> Resident</li> <li><span style="color: lightgreen;">■</span> Both</li> </ul>
		Resident of County	2	\$11,000.00	
		Resident and Loss in County	1	\$68,400.00	
		<b>Totals:</b>	<b>3</b>	<b>\$79,400.00</b>	
<b>Clarke (Alabama)</b>	<b>191</b>	<u>Claimant Type</u>	<u>Claims Paid</u>	<u>Amount Paid</u>	<b>Payments in County</b>  <ul style="list-style-type: none"> <li><span style="color: green;">■</span> Resident</li> <li><span style="color: lightgreen;">■</span> Loss</li> <li><span style="color: blue;">■</span> Both</li> </ul>
		Resident of County	27	\$253,900.00	
		Resident and Loss in County	4	\$35,600.00	
		Claim Loss in County	4	\$50,100.00	
<b>Totals:</b>	<b>35</b>	<b>\$339,600.00</b>			
<b>Clay (Alabama)</b>	<b>6</b>	<u>Claimant Type</u>	<u>Claims Paid</u>	<u>Amount Paid</u>	<b>Payments in County</b>  <ul style="list-style-type: none"> <li><span style="color: green;">■</span> Resident</li> </ul>
		Resident of County	4	\$55,200.00	
		<b>Totals:</b>	<b>4</b>	<b>\$55,200.00</b>	
<b>Cleburne (Alabama)</b>	<b>3</b>	<u>Claimant Type</u>	<u>Claims Paid</u>	<u>Amount Paid</u>	<b>Payments in County</b>  <ul style="list-style-type: none"> <li><span style="color: green;">■</span> Resident</li> </ul>
		Resident of County	1	\$3,000.00	
		<b>Totals:</b>	<b>1</b>	<b>\$3,000.00</b>	

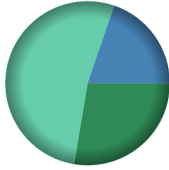




## GCCF Program Statistics - Overall Summary

(as of November 9, 2010, 5:05 PM ET)


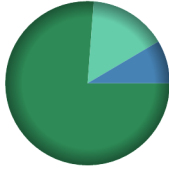



County (Alabama)	Total Claims	Claimant Type	Claims Paid	Amount Paid	Payments in County
<b>Coffee (Alabama)</b>	<b>44</b>	<u>Claimant Type</u>	<u>Claims Paid</u>	<u>Amount Paid</u>	<b>Payments in County</b>  <ul style="list-style-type: none"> <li><span style="color: green;">■</span> Resident</li> <li><span style="color: lightgreen;">■</span> Both</li> </ul>
		Resident of County	8	\$79,000.00	
		Resident and Loss in County	1	\$3,000.00	
		<b>Totals:</b>	<b>9</b>	<b>\$82,000.00</b>	
<b>Colbert (Alabama)</b>	<b>37</b>	<u>Claimant Type</u>	<u>Claims Paid</u>	<u>Amount Paid</u>	<b>Payments in County</b>  <ul style="list-style-type: none"> <li><span style="color: green;">■</span> Resident</li> </ul>
		Resident of County	24	\$240,200.00	
		<b>Totals:</b>	<b>24</b>	<b>\$240,200.00</b>	
		<b>Conecuh (Alabama)</b>	<b>23</b>	<u>Claimant Type</u>	
Resident of County	5			\$51,700.00	
<b>Totals:</b>	<b>5</b>			<b>\$51,700.00</b>	
<b>Coosa (Alabama)</b>	<b>4</b>			<u>Claimant Type</u>	<u>Claims Paid</u>
		Resident of County	3	\$18,600.00	
		Resident and Loss in County	1	\$150,000.00	
		<b>Totals:</b>	<b>4</b>	<b>\$168,600.00</b>	
<b>Covington (Alabama)</b>	<b>85</b>	<u>Claimant Type</u>	<u>Claims Paid</u>	<u>Amount Paid</u>	<b>Payments in County</b>  <ul style="list-style-type: none"> <li><span style="color: green;">■</span> Resident</li> <li><span style="color: lightgreen;">■</span> Loss</li> <li><span style="color: blue;">■</span> Both</li> </ul>
		Resident of County	26	\$574,200.00	
		Resident and Loss in County	3	\$97,800.00	
		Claim Loss in County	2	\$109,500.00	
		<b>Totals:</b>	<b>31</b>	<b>\$781,500.00</b>	

## GCCF Program Statistics - Overall Summary

(as of November 9, 2010, 5:05 PM ET)

County (Alabama)	Total Claims	Claimant Type	Claims Paid	Amount Paid	Payments in County
<b>Crenshaw (Alabama)</b>	<b>18</b>	<u>Claimant Type</u>	<u>Claims Paid</u>	<u>Amount Paid</u>	<b>Payments in County</b>  <ul style="list-style-type: none"> <li><span style="color: green;">■</span> Resident</li> <li><span style="color: lightgreen;">■</span> Loss</li> <li><span style="color: blue;">■</span> Both</li> </ul>
		Resident of County	1	\$2,100.00	
		Resident and Loss in County	1	\$1,500.00	
		Claim Loss in County	1	\$4,000.00	
<b>Totals:</b>	<b>3</b>	<b>\$7,600.00</b>			
<b>Cullman (Alabama)</b>	<b>51</b>	<u>Claimant Type</u>	<u>Claims Paid</u>	<u>Amount Paid</u>	<b>Payments in County</b>  <ul style="list-style-type: none"> <li><span style="color: green;">■</span> Resident</li> </ul>
		Resident of County	36	\$343,200.00	
		<b>Totals:</b>	<b>36</b>	<b>\$343,200.00</b>	
<b>Dale (Alabama)</b>	<b>36</b>	<u>Claimant Type</u>	<u>Claims Paid</u>	<u>Amount Paid</u>	<b>Payments in County</b>  <ul style="list-style-type: none"> <li><span style="color: green;">■</span> Resident</li> <li><span style="color: lightgreen;">■</span> Both</li> </ul>
		Resident of County	9	\$70,100.00	
		Resident and Loss in County	1	\$37,600.00	
		<b>Totals:</b>	<b>10</b>	<b>\$107,700.00</b>	
<b>Dallas (Alabama)</b>	<b>44</b>	<u>Claimant Type</u>	<u>Claims Paid</u>	<u>Amount Paid</u>	<b>Payments in County</b>  <ul style="list-style-type: none"> <li><span style="color: green;">■</span> Resident</li> <li><span style="color: lightgreen;">■</span> Both</li> </ul>
		Resident of County	10	\$108,600.00	
		Resident and Loss in County	1	\$15,000.00	
		<b>Totals:</b>	<b>11</b>	<b>\$123,600.00</b>	
<b>Dekalb (Alabama)</b>	<b>22</b>	<u>Claimant Type</u>	<u>Claims Paid</u>	<u>Amount Paid</u>	<b>Payments in County</b>  <ul style="list-style-type: none"> <li><span style="color: green;">■</span> Resident</li> <li><span style="color: lightgreen;">■</span> Loss</li> </ul>
		Resident of County	14	\$146,700.00	
		Claim Loss in County	1	\$10,800.00	
		<b>Totals:</b>	<b>15</b>	<b>\$157,500.00</b>	

## GCCF Program Statistics - Overall Summary (as of November 9, 2010, 5:05 PM ET)

County (Alabama)	Total Claims	Claimant Type	Claims Paid	Amount Paid	Payments in County
<b>Elmore (Alabama)</b>	<b>47</b>	<u>Claimant Type</u>	<u>Claims Paid</u>	<u>Amount Paid</u>	<b>Payments in County</b>  <ul style="list-style-type: none"> <li><span style="color: green;">■</span> Resident</li> <li><span style="color: lightgreen;">■</span> Both</li> </ul>
		Resident of County	20	\$229,500.00	
		Resident and Loss in County	1	\$19,200.00	
		<b>Totals:</b>	<b>21</b>	<b>\$248,700.00</b>	
<b>Escambia (Alabama)</b>	<b>291</b>	<u>Claimant Type</u>	<u>Claims Paid</u>	<u>Amount Paid</u>	<b>Payments in County</b>  <ul style="list-style-type: none"> <li><span style="color: green;">■</span> Resident</li> <li><span style="color: lightgreen;">■</span> Loss</li> <li><span style="color: blue;">■</span> Both</li> </ul>
		Resident of County	46	\$674,600.00	
		Resident and Loss in County	6	\$75,200.00	
		Claim Loss in County	7	\$135,500.00	
<b>Totals:</b>	<b>59</b>	<b>\$885,300.00</b>			
<b>Etowah (Alabama)</b>	<b>65</b>	<u>Claimant Type</u>	<u>Claims Paid</u>	<u>Amount Paid</u>	<b>Payments in County</b>  <ul style="list-style-type: none"> <li><span style="color: green;">■</span> Resident</li> </ul>
		Resident of County	32	\$482,200.00	
		<b>Totals:</b>	<b>32</b>	<b>\$482,200.00</b>	
<b>Fayette (Alabama)</b>	<b>13</b>	<u>Claimant Type</u>	<u>Claims Paid</u>	<u>Amount Paid</u>	<b>Payments in County</b>  <ul style="list-style-type: none"> <li><span style="color: green;">■</span> Resident</li> </ul>
		Resident of County	11	\$71,300.00	
		<b>Totals:</b>	<b>11</b>	<b>\$71,300.00</b>	
<b>Franklin (Alabama)</b>	<b>7</b>	<u>Claimant Type</u>	<u>Claims Paid</u>	<u>Amount Paid</u>	<b>Payments in County</b>  <ul style="list-style-type: none"> <li><span style="color: green;">■</span> Resident</li> </ul>
		Resident of County	7	\$65,900.00	
		<b>Totals:</b>	<b>7</b>	<b>\$65,900.00</b>	








## GCCF Program Statistics - Overall Summary

(as of November 9, 2010, 5:05 PM ET)

County (Alabama)	Total Claims	Claimant Type	Claims Paid	Amount Paid	Payments in County
Geneva (Alabama)	60	<u>Claimant Type</u>	<u>Claims Paid</u>	<u>Amount Paid</u>	Payments in County  <ul style="list-style-type: none"> <li>Resident</li> </ul>
		Resident of County	16	\$149,400.00	
		<b>Totals:</b>	<b>16</b>	<b>\$149,400.00</b>	
Greene (Alabama)	5	<u>Claimant Type</u>	<u>Claims Paid</u>	<u>Amount Paid</u>	Payments in County  <ul style="list-style-type: none"> <li>Resident</li> </ul>
		Resident of County	4	\$22,900.00	
		<b>Totals:</b>	<b>4</b>	<b>\$22,900.00</b>	
Hale (Alabama)	14	<u>Claimant Type</u>	<u>Claims Paid</u>	<u>Amount Paid</u>	Payments in County  <ul style="list-style-type: none"> <li>Resident</li> <li>Both</li> </ul>
		Resident of County	8	\$147,900.00	
		Resident and Loss in County	1	\$100,000.00	
<b>Totals:</b>	<b>9</b>	<b>\$247,900.00</b>			
Henry (Alabama)	13	<u>Claimant Type</u>	<u>Claims Paid</u>	<u>Amount Paid</u>	Payments in County  <ul style="list-style-type: none"> <li>Resident</li> </ul>
		Resident of County	2	\$11,600.00	
		<b>Totals:</b>	<b>2</b>	<b>\$11,600.00</b>	
Houston (Alabama)	150	<u>Claimant Type</u>	<u>Claims Paid</u>	<u>Amount Paid</u>	Payments in County  <ul style="list-style-type: none"> <li>Resident</li> <li>Loss</li> <li>Both</li> </ul>
		Resident of County	33	\$229,900.00	
		Resident and Loss in County	3	\$205,900.00	
		Claim Loss in County	1	\$6,000.00	
<b>Totals:</b>	<b>37</b>	<b>\$441,800.00</b>			

## GCCF Program Statistics - Overall Summary (as of November 9, 2010, 5:05 PM ET)


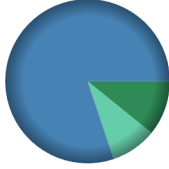



County (Alabama)	Total Claims	Claimant Type	Claims Paid	Amount Paid	Payments in County
<b>Jackson (Alabama)</b>	<b>17</b>	<u>Claimant Type</u>	<u>Claims Paid</u>	<u>Amount Paid</u>	<b>Payments in County</b>  <ul style="list-style-type: none"> <li><span style="color: green;">■</span> Resident</li> <li><span style="color: lightgreen;">■</span> Loss</li> </ul>
		Resident of County	9	\$102,500.00	
		Claim Loss in County	1	\$14,500.00	
		<b>Totals:</b>	<b>10</b>	<b>\$117,000.00</b>	
<b>Jefferson (Alabama)</b>	<b>634</b>	<u>Claimant Type</u>	<u>Claims Paid</u>	<u>Amount Paid</u>	<b>Payments in County</b>  <ul style="list-style-type: none"> <li><span style="color: green;">■</span> Resident</li> <li><span style="color: lightgreen;">■</span> Loss</li> <li><span style="color: blue;">■</span> Both</li> </ul>
		Resident of County	322	\$3,742,200.00	
		Resident and Loss in County	6	\$107,500.00	
		Claim Loss in County	3	\$55,800.00	
<b>Totals:</b>	<b>331</b>	<b>\$3,905,500.00</b>			
<b>Lauderdale (Alabama)</b>	<b>36</b>	<u>Claimant Type</u>	<u>Claims Paid</u>	<u>Amount Paid</u>	<b>Payments in County</b>  <ul style="list-style-type: none"> <li><span style="color: green;">■</span> Resident</li> </ul>
		Resident of County	15	\$152,200.00	
		<b>Totals:</b>	<b>15</b>	<b>\$152,200.00</b>	
<b>Lawrence (Alabama)</b>	<b>6</b>	<u>Claimant Type</u>	<u>Claims Paid</u>	<u>Amount Paid</u>	<b>Payments in County</b>  <ul style="list-style-type: none"> <li><span style="color: green;">■</span> Resident</li> <li><span style="color: lightgreen;">■</span> Loss</li> </ul>
		Resident of County	2	\$21,200.00	
		Claim Loss in County	1	\$1,400.00	
		<b>Totals:</b>	<b>3</b>	<b>\$22,600.00</b>	
<b>Lee (Alabama)</b>	<b>92</b>	<u>Claimant Type</u>	<u>Claims Paid</u>	<u>Amount Paid</u>	<b>Payments in County</b>  <ul style="list-style-type: none"> <li><span style="color: green;">■</span> Resident</li> </ul>
		Resident of County	36	\$336,000.00	
		<b>Totals:</b>	<b>36</b>	<b>\$336,000.00</b>	

## GCCF Program Statistics - Overall Summary

(as of November 9, 2010, 5:05 PM ET)

County (Alabama)	Total Claims	Claimant Type	Claims Paid	Amount Paid	Payments in County
<b>Limestone (Alabama)</b>	<b>44</b>	<u>Claimant Type</u>	<u>Claims Paid</u>	<u>Amount Paid</u>	<b>Payments in County</b>  <ul style="list-style-type: none"> <li>Resident</li> </ul>
		Resident of County	30	\$439,100.00	
		<b>Totals:</b>	<b>30</b>	<b>\$439,100.00</b>	
<b>Macon (Alabama)</b>	<b>5</b>	<u>Claimant Type</u>	<u>Claims Paid</u>	<u>Amount Paid</u>	<b>Payments in County</b>  <ul style="list-style-type: none"> <li>Resident</li> </ul>
		Resident of County	2	\$7,500.00	
		<b>Totals:</b>	<b>2</b>	<b>\$7,500.00</b>	
<b>Madison (Alabama)</b>	<b>274</b>	<u>Claimant Type</u>	<u>Claims Paid</u>	<u>Amount Paid</u>	<b>Payments in County</b>  <ul style="list-style-type: none"> <li>Resident</li> <li>Loss</li> <li>Both</li> </ul>
		Resident of County	134	\$1,604,800.00	
		Resident and Loss in County	5	\$56,600.00	
		Claim Loss in County	2	\$4,500.00	
<b>Totals:</b>	<b>141</b>	<b>\$1,665,900.00</b>			
<b>Marengo (Alabama)</b>	<b>25</b>	<u>Claimant Type</u>	<u>Claims Paid</u>	<u>Amount Paid</u>	<b>Payments in County</b>  <ul style="list-style-type: none"> <li>Resident</li> </ul>
		Resident of County	12	\$87,200.00	
		<b>Totals:</b>	<b>12</b>	<b>\$87,200.00</b>	
<b>Marion (Alabama)</b>	<b>5</b>	<u>Claimant Type</u>	<u>Claims Paid</u>	<u>Amount Paid</u>	<b>Payments in County</b>  <ul style="list-style-type: none"> <li>Resident</li> </ul>
		Resident of County	1	\$1,200.00	
		<b>Totals:</b>	<b>1</b>	<b>\$1,200.00</b>	

## GCCF Program Statistics - Overall Summary (as of November 9, 2010, 5:05 PM ET)

County (Alabama)	Total Claims	Claimant Type	Claims Paid	Amount Paid	Payments in County
<b>Marshall (Alabama)</b>	<b>51</b>	<u>Claimant Type</u>	<u>Claims Paid</u>	<u>Amount Paid</u>	<b>Payments in County</b>  <ul style="list-style-type: none"> <li><span style="color: green;">■</span> Resident</li> <li><span style="color: lightgreen;">■</span> Both</li> </ul>
		Resident of County	26	\$321,700.00	
		Resident and Loss in County	1	\$37,200.00	
		<b>Totals:</b>	<b>27</b>	<b>\$358,900.00</b>	
<b>Mobile (Alabama)</b>	<b>28,209</b>	<u>Claimant Type</u>	<u>Claims Paid</u>	<u>Amount Paid</u>	<b>Payments in County</b>  <ul style="list-style-type: none"> <li><span style="color: green;">■</span> Resident</li> <li><span style="color: lightblue;">■</span> Loss</li> <li><span style="color: blue;">■</span> Both</li> </ul>
		Resident of County	949	\$13,370,265.00	
		Resident and Loss in County	5,926	\$98,821,500.00	
		Claim Loss in County	577	\$11,116,800.00	
<b>Totals:</b>	<b>7,452</b>	<b>\$123,308,565.00</b>			
<b>Monroe (Alabama)</b>	<b>107</b>	<u>Claimant Type</u>	<u>Claims Paid</u>	<u>Amount Paid</u>	<b>Payments in County</b>  <ul style="list-style-type: none"> <li><span style="color: green;">■</span> Resident</li> <li><span style="color: lightgreen;">■</span> Both</li> </ul>
		Resident of County	37	\$595,700.00	
		Resident and Loss in County	11	\$145,400.00	
		<b>Totals:</b>	<b>48</b>	<b>\$741,100.00</b>	
<b>Montgomery (Alabama)</b>	<b>263</b>	<u>Claimant Type</u>	<u>Claims Paid</u>	<u>Amount Paid</u>	<b>Payments in County</b>  <ul style="list-style-type: none"> <li><span style="color: green;">■</span> Resident</li> <li><span style="color: lightgreen;">■</span> Both</li> </ul>
		Resident of County	93	\$1,303,700.00	
		Resident and Loss in County	8	\$340,500.00	
		<b>Totals:</b>	<b>101</b>	<b>\$1,644,200.00</b>	
<b>Morgan (Alabama)</b>	<b>82</b>	<u>Claimant Type</u>	<u>Claims Paid</u>	<u>Amount Paid</u>	<b>Payments in County</b>  <ul style="list-style-type: none"> <li><span style="color: green;">■</span> Resident</li> <li><span style="color: lightgreen;">■</span> Both</li> </ul>
		Resident of County	48	\$532,100.00	
		Resident and Loss in County	1	\$2,400.00	
		<b>Totals:</b>	<b>49</b>	<b>\$534,500.00</b>	

## GCCF Program Statistics - Overall Summary

(as of November 9, 2010, 5:05 PM ET)

County (Alabama)	Total Claims	Claimant Type	Claims Paid	Amount Paid	Payments in County
Perry (Alabama)	3	<u>Claimant Type</u>	<u>Claims Paid</u>	<u>Amount Paid</u>	Payments in County  Loss
		Claim Loss in County	1	\$35,000.00	
		<b>Totals:</b>	<b>1</b>	<b>\$35,000.00</b>	
Pickens (Alabama)	11	<u>Claimant Type</u>	<u>Claims Paid</u>	<u>Amount Paid</u>	Payments in County  Resident
		Resident of County	4	\$43,400.00	
		<b>Totals:</b>	<b>4</b>	<b>\$43,400.00</b>	
Pike (Alabama)	37	<u>Claimant Type</u>	<u>Claims Paid</u>	<u>Amount Paid</u>	Payments in County  Resident
		Resident of County	6	\$44,100.00	
		<b>Totals:</b>	<b>6</b>	<b>\$44,100.00</b>	
Randolph (Alabama)	7	<u>Claimant Type</u>	<u>Claims Paid</u>	<u>Amount Paid</u>	Payments in County  Resident
		Resident of County	4	\$50,300.00	
		<b>Totals:</b>	<b>4</b>	<b>\$50,300.00</b>	
Russell (Alabama)	24	<u>Claimant Type</u>	<u>Claims Paid</u>	<u>Amount Paid</u>	Payments in County  Resident
		Resident of County	2	\$21,100.00	
		<b>Totals:</b>	<b>2</b>	<b>\$21,100.00</b>	



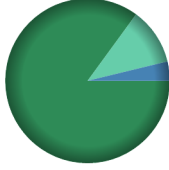
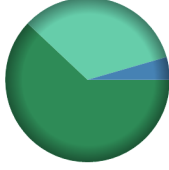
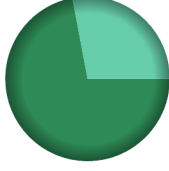
## GCCF Program Statistics - Overall Summary

(as of November 9, 2010, 5:05 PM ET)


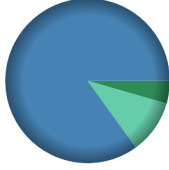
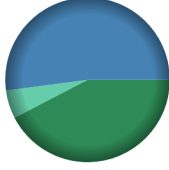
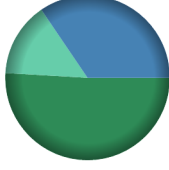
County (Alabama)	Total Claims	Claimant Type	Claims Paid	Amount Paid	Payments in County
<b>Shelby (Alabama)</b>	<b>228</b>	<u>Claimant Type</u>	<u>Claims Paid</u>	<u>Amount Paid</u>	<b>Payments in County</b>  <ul style="list-style-type: none"> <li><span style="color: green;">■</span> Resident</li> <li><span style="color: lightgreen;">■</span> Loss</li> <li><span style="color: blue;">■</span> Both</li> </ul>
		Resident of County	124	\$1,387,800.00	
		Resident and Loss in County	2	\$23,500.00	
		Claim Loss in County	1	\$28,800.00	
<b>Totals:</b>	<b>127</b>	<b>\$1,440,100.00</b>			
<b>St. Clair (Alabama)</b>	<b>42</b>	<u>Claimant Type</u>	<u>Claims Paid</u>	<u>Amount Paid</u>	<b>Payments in County</b>  <ul style="list-style-type: none"> <li><span style="color: green;">■</span> Resident</li> </ul>
		Resident of County	24	\$333,000.00	
		<b>Totals:</b>	<b>24</b>	<b>\$333,000.00</b>	
<b>Sumter (Alabama)</b>	<b>7</b>	<u>Claimant Type</u>	<u>Claims Paid</u>	<u>Amount Paid</u>	<b>Payments in County</b>  <ul style="list-style-type: none"> <li><span style="color: green;">■</span> Resident</li> </ul>
		Resident of County	1	\$46,200.00	
		<b>Totals:</b>	<b>1</b>	<b>\$46,200.00</b>	
<b>Talladega (Alabama)</b>	<b>43</b>	<u>Claimant Type</u>	<u>Claims Paid</u>	<u>Amount Paid</u>	<b>Payments in County</b>  <ul style="list-style-type: none"> <li><span style="color: green;">■</span> Resident</li> </ul>
		Resident of County	23	\$136,600.00	
		<b>Totals:</b>	<b>23</b>	<b>\$136,600.00</b>	
<b>Tallapoosa (Alabama)</b>	<b>26</b>	<u>Claimant Type</u>	<u>Claims Paid</u>	<u>Amount Paid</u>	<b>Payments in County</b>  <ul style="list-style-type: none"> <li><span style="color: green;">■</span> Resident</li> </ul>
		Resident of County	9	\$61,800.00	
		<b>Totals:</b>	<b>9</b>	<b>\$61,800.00</b>	

## GCCF Program Statistics - Overall Summary

(as of November 9, 2010, 5:05 PM ET)

County (Alabama)	Total Claims	Claimant Type	Claims Paid	Amount Paid	Payments in County
<b>Tuscaloosa (Alabama)</b>	<b>215</b>	<u>Claimant Type</u>	<u>Claims Paid</u>	<u>Amount Paid</u>	<b>Payments in County</b>  <ul style="list-style-type: none"> <li><span style="color: green;">■</span> Resident</li> <li><span style="color: lightgreen;">■</span> Loss</li> <li><span style="color: blue;">■</span> Both</li> </ul>
		Resident of County	115	\$1,091,000.00	
		Resident and Loss in County	2	\$22,000.00	
		Claim Loss in County	2	\$49,000.00	
<b>Totals:</b>	<b>119</b>	<b>\$1,162,000.00</b>			
<b>Unknown (Alabama)</b>	<b>110</b>	<u>Claimant Type</u>	<u>Claims Paid</u>	<u>Amount Paid</u>	<b>Payments in County</b>  <ul style="list-style-type: none"> <li><span style="color: green;">■</span> Resident</li> </ul>
		Resident of County	38	\$1,025,200.00	
		<b>Totals:</b>	<b>38</b>	<b>\$1,025,200.00</b>	
<b>Walker (Alabama)</b>	<b>39</b>	<u>Claimant Type</u>	<u>Claims Paid</u>	<u>Amount Paid</u>	<b>Payments in County</b>  <ul style="list-style-type: none"> <li><span style="color: green;">■</span> Resident</li> <li><span style="color: lightgreen;">■</span> Loss</li> <li><span style="color: blue;">■</span> Both</li> </ul>
		Resident of County	17	\$213,200.00	
		Resident and Loss in County	1	\$9,500.00	
		Claim Loss in County	2	\$28,000.00	
<b>Totals:</b>	<b>20</b>	<b>\$250,700.00</b>			
<b>Washington (Alabama)</b>	<b>218</b>	<u>Claimant Type</u>	<u>Claims Paid</u>	<u>Amount Paid</u>	<b>Payments in County</b>  <ul style="list-style-type: none"> <li><span style="color: green;">■</span> Resident</li> <li><span style="color: lightgreen;">■</span> Loss</li> <li><span style="color: blue;">■</span> Both</li> </ul>
		Resident of County	18	\$208,300.00	
		Resident and Loss in County	1	\$15,000.00	
		Claim Loss in County	5	\$112,600.00	
<b>Totals:</b>	<b>24</b>	<b>\$335,900.00</b>			
<b>Wilcox (Alabama)</b>	<b>46</b>	<u>Claimant Type</u>	<u>Claims Paid</u>	<u>Amount Paid</u>	<b>Payments in County</b>  <ul style="list-style-type: none"> <li><span style="color: green;">■</span> Resident</li> <li><span style="color: lightgreen;">■</span> Both</li> </ul>
		Resident of County	11	\$172,600.00	
		Resident and Loss in County	3	\$67,000.00	
		<b>Totals:</b>	<b>14</b>	<b>\$239,600.00</b>	

## GCCF Program Statistics - Overall Summary (as of November 9, 2010, 5:05 PM ET)


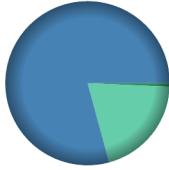
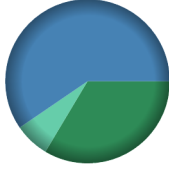
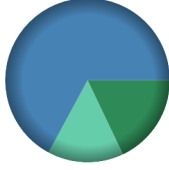

County	Total Claims	Claimant Type	Claims Paid	Amount Paid	Payments in County
<b>Winston (Alabama)</b>	<b>13</b>	<u>Claimant Type</u>	<u>Claims Paid</u>	<u>Amount Paid</u>	<b>Payments in County</b>  <ul style="list-style-type: none"> <li>Resident</li> </ul>
		Resident of County	5	\$189,800.00	
		<b>Totals:</b>	<b>5</b>	<b>\$189,800.00</b>	
		<b>Aachua (Florida)</b>	<b>88</b>	<u>Claimant Type</u>	
Resident of County	19			\$140,200.00	
Resident and Loss in County	5			\$145,600.00	
Claim Loss in County	1			\$12,000.00	
<b>Totals:</b>	<b>25</b>	<b>\$297,800.00</b>			
<b>Bay (Florida)</b>	<b>28,343</b>	<u>Claimant Type</u>	<u>Claims Paid</u>	<u>Amount Paid</u>	<b>Payments in County</b>  <ul style="list-style-type: none"> <li>Resident</li> <li>Loss</li> <li>Both</li> </ul>
		Resident of County	524	\$6,356,600.00	
		Resident and Loss in County	8,866	\$121,054,576.00	
		Claim Loss in County	1,468	\$15,026,400.00	
<b>Totals:</b>	<b>10,858</b>	<b>\$142,437,576.00</b>			
<b>Brevard (Florida)</b>	<b>126</b>	<u>Claimant Type</u>	<u>Claims Paid</u>	<u>Amount Paid</u>	<b>Payments in County</b>  <ul style="list-style-type: none"> <li>Resident</li> <li>Loss</li> <li>Both</li> </ul>
		Resident of County	12	\$231,700.00	
		Resident and Loss in County	8	\$284,600.00	
		Claim Loss in County	2	\$30,300.00	
<b>Totals:</b>	<b>22</b>	<b>\$546,600.00</b>			
<b>Broward (Florida)</b>	<b>587</b>	<u>Claimant Type</u>	<u>Claims Paid</u>	<u>Amount Paid</u>	<b>Payments in County</b>  <ul style="list-style-type: none"> <li>Resident</li> <li>Loss</li> <li>Both</li> </ul>
		Resident of County	23	\$810,000.00	
		Resident and Loss in County	7	\$548,700.00	
		Claim Loss in County	9	\$231,900.00	
<b>Totals:</b>	<b>39</b>	<b>\$1,590,600.00</b>			



## GCCF Program Statistics - Overall Summary (as of November 9, 2010, 5:05 PM ET)

County (Florida)	Total Claims	Claimant Type	Claims Paid	Amount Paid	Payments in County
<b>Calhoun (Florida)</b>	<b>147</b>	<u>Claimant Type</u>	<u>Claims Paid</u>	<u>Amount Paid</u>	<ul style="list-style-type: none"> <li><span style="color: green;">■</span> Resident</li> <li><span style="color: lightgreen;">■</span> Loss</li> <li><span style="color: blue;">■</span> Both</li> </ul>
		Resident of County	23	\$264,800.00	
		Resident and Loss in County	1	\$6,000.00	
		Claim Loss in County	1	\$4,200.00	
<b>Totals:</b>	<b>25</b>	<b>\$275,000.00</b>			
<b>Charlotte (Florida)</b>	<b>243</b>	<u>Claimant Type</u>	<u>Claims Paid</u>	<u>Amount Paid</u>	<ul style="list-style-type: none"> <li><span style="color: green;">■</span> Resident</li> <li><span style="color: lightgreen;">■</span> Loss</li> <li><span style="color: blue;">■</span> Both</li> </ul>
		Resident of County	6	\$94,700.00	
		Resident and Loss in County	25	\$948,700.00	
		Claim Loss in County	9	\$71,400.00	
<b>Totals:</b>	<b>40</b>	<b>\$1,114,800.00</b>			
<b>Citrus (Florida)</b>	<b>228</b>	<u>Claimant Type</u>	<u>Claims Paid</u>	<u>Amount Paid</u>	<ul style="list-style-type: none"> <li><span style="color: green;">■</span> Resident</li> <li><span style="color: lightgreen;">■</span> Loss</li> <li><span style="color: blue;">■</span> Both</li> </ul>
		Resident of County	22	\$392,100.00	
		Resident and Loss in County	82	\$1,356,200.00	
		Claim Loss in County	7	\$162,700.00	
<b>Totals:</b>	<b>111</b>	<b>\$1,911,000.00</b>			
<b>Clay (Florida)</b>	<b>49</b>	<u>Claimant Type</u>	<u>Claims Paid</u>	<u>Amount Paid</u>	<ul style="list-style-type: none"> <li><span style="color: green;">■</span> Resident</li> <li><span style="color: lightgreen;">■</span> Loss</li> <li><span style="color: blue;">■</span> Both</li> </ul>
		Resident of County	5	\$26,600.00	
		Resident and Loss in County	1	\$125,000.00	
		Claim Loss in County	1	\$18,700.00	
<b>Totals:</b>	<b>7</b>	<b>\$170,300.00</b>			
<b>Collier (Florida)</b>	<b>9,792</b>	<u>Claimant Type</u>	<u>Claims Paid</u>	<u>Amount Paid</u>	<ul style="list-style-type: none"> <li><span style="color: green;">■</span> Resident</li> <li><span style="color: lightgreen;">■</span> Loss</li> <li><span style="color: blue;">■</span> Both</li> </ul>
		Resident of County	54	\$526,900.00	
		Resident and Loss in County	885	\$9,577,700.00	
		Claim Loss in County	27	\$156,500.00	
<b>Totals:</b>	<b>966</b>	<b>\$10,261,100.00</b>			

## GCCF Program Statistics - Overall Summary (as of November 9, 2010, 5:05 PM ET)

County (Florida)	Total Claims	Claimant Type	Claims Paid	Amount Paid	Payments in County
<b>Columbia (Florida)</b>	<b>22</b>	<u>Claimant Type</u>	<u>Claims Paid</u>	<u>Amount Paid</u>	 <ul style="list-style-type: none"> <li><span style="color: green;">■</span> Resident</li> <li><span style="color: lightgreen;">■</span> Both</li> </ul>
		Resident of County	4	\$81,700.00	
		Resident and Loss in County	1	\$40,000.00	
		<b>Totals:</b>	<b>5</b>	<b>\$121,700.00</b>	
<b>Dixie (Florida)</b>	<b>31</b>	<u>Claimant Type</u>	<u>Claims Paid</u>	<u>Amount Paid</u>	 <ul style="list-style-type: none"> <li><span style="color: green;">■</span> Resident</li> <li><span style="color: lightgreen;">■</span> Loss</li> <li><span style="color: blue;">■</span> Both</li> </ul>
		Resident of County	1	\$3,000.00	
		Resident and Loss in County	12	\$353,400.00	
		Claim Loss in County	4	\$89,700.00	
<b>Totals:</b>	<b>17</b>	<b>\$446,100.00</b>			
<b>Duval (Florida)</b>	<b>333</b>	<u>Claimant Type</u>	<u>Claims Paid</u>	<u>Amount Paid</u>	 <ul style="list-style-type: none"> <li><span style="color: green;">■</span> Resident</li> <li><span style="color: lightgreen;">■</span> Loss</li> <li><span style="color: blue;">■</span> Both</li> </ul>
		Resident of County	38	\$666,800.00	
		Resident and Loss in County	15	\$1,183,000.00	
		Claim Loss in County	7	\$136,800.00	
<b>Totals:</b>	<b>60</b>	<b>\$1,986,600.00</b>			
<b>Escambia (Florida)</b>	<b>16,846</b>	<u>Claimant Type</u>	<u>Claims Paid</u>	<u>Amount Paid</u>	 <ul style="list-style-type: none"> <li><span style="color: green;">■</span> Resident</li> <li><span style="color: lightgreen;">■</span> Loss</li> <li><span style="color: blue;">■</span> Both</li> </ul>
		Resident of County	1,548	\$17,148,900.00	
		Resident and Loss in County	4,444	\$64,217,600.00	
		Claim Loss in County	1,072	\$14,292,700.00	
<b>Totals:</b>	<b>7,064</b>	<b>\$95,659,200.00</b>			
<b>Flagler (Florida)</b>	<b>27</b>	<u>Claimant Type</u>	<u>Claims Paid</u>	<u>Amount Paid</u>	 <ul style="list-style-type: none"> <li><span style="color: green;">■</span> Resident</li> </ul>
		Resident of County	2	\$65,400.00	
		<b>Totals:</b>	<b>2</b>	<b>\$65,400.00</b>	

## GCCF Program Statistics - Overall Summary

(as of November 9, 2010, 5:05 PM ET)

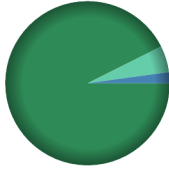


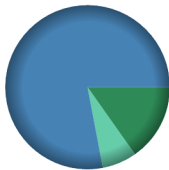
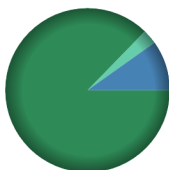
County (Florida)	Total Claims	Claimant Type	Claims Paid	Amount Paid	Payments in County
Franklin (Florida)	2,128	<u>Claimant Type</u>	<u>Claims Paid</u>	<u>Amount Paid</u>	<p>Payments in County</p> <ul style="list-style-type: none"> <li>Resident</li> <li>Loss</li> <li>Both</li> </ul>
		Resident of County	37	\$424,100.00	
		Resident and Loss in County	1,130	\$13,721,400.00	
		Claim Loss in County	129	\$1,798,800.00	
		<b>Totals:</b>	<b>1,296</b>	<b>\$15,944,300.00</b>	
Gadsden (Florida)	76	<u>Claimant Type</u>	<u>Claims Paid</u>	<u>Amount Paid</u>	<p>Payments in County</p> <ul style="list-style-type: none"> <li>Resident</li> <li>Loss</li> <li>Both</li> </ul>
		Resident of County	9	\$166,100.00	
		Resident and Loss in County	2	\$44,200.00	
		Claim Loss in County	1	\$6,000.00	
		<b>Totals:</b>	<b>12</b>	<b>\$216,300.00</b>	
Gulf (Florida)	1,549	<u>Claimant Type</u>	<u>Claims Paid</u>	<u>Amount Paid</u>	<p>Payments in County</p> <ul style="list-style-type: none"> <li>Resident</li> <li>Loss</li> <li>Both</li> </ul>
		Resident of County	96	\$1,112,900.00	
		Resident and Loss in County	404	\$8,828,300.00	
		Claim Loss in County	106	\$1,296,600.00	
		<b>Totals:</b>	<b>606</b>	<b>\$11,237,800.00</b>	
Hardee (Florida)	4	<u>Claimant Type</u>	<u>Claims Paid</u>	<u>Amount Paid</u>	<p>Payments in County</p> <ul style="list-style-type: none"> <li>Resident</li> </ul>
		Resident of County	1	\$15,000.00	
		<b>Totals:</b>	<b>1</b>	<b>\$15,000.00</b>	
Hendry (Florida)	59	<u>Claimant Type</u>	<u>Claims Paid</u>	<u>Amount Paid</u>	<p>Payments in County</p> <ul style="list-style-type: none"> <li>Resident</li> </ul>
		Resident of County	1	\$24,000.00	
		<b>Totals:</b>	<b>1</b>	<b>\$24,000.00</b>	

## GCCF Program Statistics - Overall Summary

(as of November 9, 2010, 5:05 PM ET)

County (Florida)	Total Claims	Claimant Type	Claims Paid	Amount Paid	Payments in County
<b>Hernando (Florida)</b>	<b>151</b>	<u>Claimant Type</u>	<u>Claims Paid</u>	<u>Amount Paid</u>	<ul style="list-style-type: none"> <li>Resident</li> <li>Loss</li> <li>Both</li> </ul>
		Resident of County	22	\$360,300.00	
		Resident and Loss in County	43	\$1,053,100.00	
		Claim Loss in County	15	\$303,200.00	
		<b>Totals:</b>	<b>80</b>	<b>\$1,716,600.00</b>	
<b>Hillsborough (Florida)</b>	<b>1,535</b>	<u>Claimant Type</u>	<u>Claims Paid</u>	<u>Amount Paid</u>	<ul style="list-style-type: none"> <li>Resident</li> <li>Loss</li> <li>Both</li> </ul>
		Resident of County	67	\$951,000.00	
		Resident and Loss in County	104	\$2,249,800.00	
		Claim Loss in County	37	\$607,900.00	
		<b>Totals:</b>	<b>208</b>	<b>\$3,808,700.00</b>	
<b>Holmes (Florida)</b>	<b>441</b>	<u>Claimant Type</u>	<u>Claims Paid</u>	<u>Amount Paid</u>	<ul style="list-style-type: none"> <li>Resident</li> <li>Loss</li> <li>Both</li> </ul>
		Resident of County	107	\$899,000.00	
		Resident and Loss in County	21	\$229,300.00	
		Claim Loss in County	5	\$21,600.00	
		<b>Totals:</b>	<b>133</b>	<b>\$1,149,900.00</b>	
<b>Indian River (Florida)</b>	<b>44</b>	<u>Claimant Type</u>	<u>Claims Paid</u>	<u>Amount Paid</u>	<ul style="list-style-type: none"> <li>Loss</li> <li>Both</li> </ul>
		Resident and Loss in County	3	\$157,000.00	
		Claim Loss in County	1	\$65,000.00	
		<b>Totals:</b>	<b>4</b>	<b>\$222,000.00</b>	
<b>Jackson (Florida)</b>	<b>362</b>	<u>Claimant Type</u>	<u>Claims Paid</u>	<u>Amount Paid</u>	<ul style="list-style-type: none"> <li>Resident</li> <li>Loss</li> <li>Both</li> </ul>
		Resident of County	35	\$418,400.00	
		Resident and Loss in County	3	\$96,000.00	
		Claim Loss in County	1	\$7,900.00	
		<b>Totals:</b>	<b>39</b>	<b>\$522,300.00</b>	

## GCCF Program Statistics - Overall Summary (as of November 9, 2010, 5:05 PM ET)

County (Florida)	Total Claims	Claimant Type	Claims Paid	Amount Paid	Payments in County
Jefferson (Florida)	13	<u>Claimant Type</u>	<u>Claims Paid</u>	<u>Amount Paid</u>	 <ul style="list-style-type: none"> <li><span style="color: green;">■</span> Resident</li> <li><span style="color: lightgreen;">■</span> Loss</li> <li><span style="color: blue;">■</span> Both</li> </ul>
		Resident of County	4	\$106,200.00	
		Resident and Loss in County	2	\$2,500.00	
		Claim Loss in County	1	\$6,000.00	
<b>Totals:</b>		<b>7</b>	<b>\$114,700.00</b>		
Lafayette (Florida)	4	<u>Claimant Type</u>	<u>Claims Paid</u>	<u>Amount Paid</u>	 <ul style="list-style-type: none"> <li><span style="color: green;">■</span> Both</li> </ul>
		Resident and Loss in County	1	\$226,700.00	
		<b>Totals:</b>	<b>1</b>	<b>\$226,700.00</b>	
Lake (Florida)	50	<u>Claimant Type</u>	<u>Claims Paid</u>	<u>Amount Paid</u>	 <ul style="list-style-type: none"> <li><span style="color: green;">■</span> Resident</li> <li><span style="color: lightgreen;">■</span> Both</li> </ul>
		Resident of County	9	\$84,100.00	
		Resident and Loss in County	5	\$137,900.00	
		<b>Totals:</b>	<b>14</b>	<b>\$222,000.00</b>	
Lee (Florida)	4,082	<u>Claimant Type</u>	<u>Claims Paid</u>	<u>Amount Paid</u>	 <ul style="list-style-type: none"> <li><span style="color: green;">■</span> Resident</li> <li><span style="color: lightgreen;">■</span> Loss</li> <li><span style="color: blue;">■</span> Both</li> </ul>
		Resident of County	39	\$695,000.00	
		Resident and Loss in County	208	\$3,558,300.00	
		Claim Loss in County	42	\$310,000.00	
<b>Totals:</b>		<b>289</b>	<b>\$4,563,300.00</b>		
Leon (Florida)	545	<u>Claimant Type</u>	<u>Claims Paid</u>	<u>Amount Paid</u>	 <ul style="list-style-type: none"> <li><span style="color: green;">■</span> Resident</li> <li><span style="color: lightgreen;">■</span> Loss</li> <li><span style="color: blue;">■</span> Both</li> </ul>
		Resident of County	96	\$1,880,800.00	
		Resident and Loss in County	7	\$212,600.00	
		Claim Loss in County	5	\$61,800.00	
<b>Totals:</b>		<b>108</b>	<b>\$2,155,200.00</b>		

## GCCF Program Statistics - Overall Summary

(as of November 9, 2010, 5:05 PM ET)




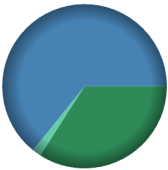
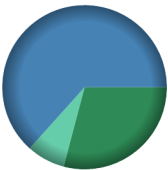
Levy (Florida)	157	<u>Claimant Type</u>	<u>Claims Paid</u>	<u>Amount Paid</u>	Payments in County
		Resident of County	10	\$229,300.00	<ul style="list-style-type: none"> <li><span style="color: green;">■</span> Resident</li> <li><span style="color: lightgreen;">■</span> Loss</li> <li><span style="color: blue;">■</span> Both</li> </ul>
		Resident and Loss in County	72	\$1,897,000.00	
		Claim Loss in County	9	\$241,100.00	
		<b>Totals:</b>	<b>91</b>	<b>\$2,367,400.00</b>	
Liberty (Florida)	59	<u>Claimant Type</u>	<u>Claims Paid</u>	<u>Amount Paid</u>	Payments in County
		Resident of County	18	\$160,000.00	<ul style="list-style-type: none"> <li><span style="color: green;">■</span> Resident</li> <li><span style="color: lightgreen;">■</span> Loss</li> <li><span style="color: blue;">■</span> Both</li> </ul>
		Resident and Loss in County	3	\$36,200.00	
		Claim Loss in County	2	\$49,600.00	
		<b>Totals:</b>	<b>23</b>	<b>\$245,800.00</b>	
Madison (Florida)	10	<u>Claimant Type</u>	<u>Claims Paid</u>	<u>Amount Paid</u>	Payments in County
		Resident of County	1	\$2,100.00	<ul style="list-style-type: none"> <li><span style="color: green;">■</span> Resident</li> <li><span style="color: lightgreen;">■</span> Loss</li> </ul>
		Claim Loss in County	2	\$21,200.00	
		<b>Totals:</b>	<b>3</b>	<b>\$23,300.00</b>	
Manatee (Florida)	411	<u>Claimant Type</u>	<u>Claims Paid</u>	<u>Amount Paid</u>	Payments in County
		Resident of County	20	\$468,300.00	<ul style="list-style-type: none"> <li><span style="color: green;">■</span> Resident</li> <li><span style="color: lightgreen;">■</span> Loss</li> <li><span style="color: blue;">■</span> Both</li> </ul>
		Resident and Loss in County	50	\$2,073,900.00	
		Claim Loss in County	21	\$479,000.00	
		<b>Totals:</b>	<b>91</b>	<b>\$3,021,200.00</b>	
Marion (Florida)	73	<u>Claimant Type</u>	<u>Claims Paid</u>	<u>Amount Paid</u>	Payments in County
		Resident of County	9	\$97,500.00	<ul style="list-style-type: none"> <li><span style="color: green;">■</span> Resident</li> <li><span style="color: lightgreen;">■</span> Loss</li> <li><span style="color: blue;">■</span> Both</li> </ul>
		Resident and Loss in County	2	\$29,100.00	
		Claim Loss in County	2	\$59,800.00	
		<b>Totals:</b>	<b>13</b>	<b>\$186,400.00</b>	

## GCCF Program Statistics - Overall Summary (as of November 9, 2010, 5:05 PM ET)

County (Florida)	Total Claims	Claimant Type	Claims Paid	Amount Paid	Payments in County
<b>Martin (Florida)</b>	<b>34</b>	<u>Claimant Type</u>	<u>Claims Paid</u>	<u>Amount Paid</u>	<ul style="list-style-type: none"> <li>Resident</li> <li>Both</li> </ul>
		Resident of County	2	\$27,200.00	
		Resident and Loss in County	5	\$109,500.00	
		<b>Totals:</b>	<b>7</b>	<b>\$136,700.00</b>	
<b>Miami-dade (Florida)</b>	<b>1,706</b>	<u>Claimant Type</u>	<u>Claims Paid</u>	<u>Amount Paid</u>	<ul style="list-style-type: none"> <li>Resident</li> <li>Loss</li> <li>Both</li> </ul>
		Resident of County	39	\$552,800.00	
		Resident and Loss in County	27	\$710,900.00	
		Claim Loss in County	13	\$298,100.00	
<b>Totals:</b>	<b>79</b>	<b>\$1,561,800.00</b>			
<b>Monroe (Florida)</b>	<b>4,326</b>	<u>Claimant Type</u>	<u>Claims Paid</u>	<u>Amount Paid</u>	<ul style="list-style-type: none"> <li>Resident</li> <li>Loss</li> <li>Both</li> </ul>
		Resident of County	31	\$742,000.00	
		Resident and Loss in County	748	\$19,031,800.00	
		Claim Loss in County	46	\$594,700.00	
<b>Totals:</b>	<b>825</b>	<b>\$20,368,500.00</b>			
<b>Nassau (Florida)</b>	<b>20</b>	<u>Claimant Type</u>	<u>Claims Paid</u>	<u>Amount Paid</u>	<ul style="list-style-type: none"> <li>Resident</li> <li>Loss</li> <li>Both</li> </ul>
		Resident of County	3	\$65,200.00	
		Resident and Loss in County	2	\$31,100.00	
		Claim Loss in County	2	\$33,300.00	
<b>Totals:</b>	<b>7</b>	<b>\$129,600.00</b>			
<b>Okaloosa (Florida)</b>	<b>22,631</b>	<u>Claimant Type</u>	<u>Claims Paid</u>	<u>Amount Paid</u>	<ul style="list-style-type: none"> <li>Resident</li> <li>Loss</li> <li>Both</li> </ul>
		Resident of County	1,343	\$16,411,500.00	
		Resident and Loss in County	7,244	\$120,696,800.00	
		Claim Loss in County	3,116	\$37,927,900.00	
<b>Totals:</b>	<b>11,703</b>	<b>\$175,036,200.00</b>			

## GCCF Program Statistics - Overall Summary

(as of November 9, 2010, 5:05 PM ET)

County (Florida)	Total Claims	Claimant Type	Claims Paid	Amount Paid	Payments in County
Okeechobee (Florida)	6	<u>Claimant Type</u>	<u>Claims Paid</u>	<u>Amount Paid</u>	Payments in County  <ul style="list-style-type: none"> <li>Loss</li> </ul>
		Claim Loss in County	1	\$5,000.00	
		<b>Totals:</b>	<b>1</b>	<b>\$5,000.00</b>	
Orange (Florida)	693	<u>Claimant Type</u>	<u>Claims Paid</u>	<u>Amount Paid</u>	Payments in County  <ul style="list-style-type: none"> <li>Resident</li> <li>Both</li> </ul>
		Resident of County	59	\$819,700.00	
		Resident and Loss in County	7	\$187,700.00	
<b>Totals:</b>	<b>66</b>	<b>\$1,007,400.00</b>			
Osceola (Florida)	46	<u>Claimant Type</u>	<u>Claims Paid</u>	<u>Amount Paid</u>	Payments in County  <ul style="list-style-type: none"> <li>Resident</li> </ul>
		Resident of County	4	\$33,600.00	
		<b>Totals:</b>	<b>4</b>	<b>\$33,600.00</b>	
Palm Beach (Florida)	404	<u>Claimant Type</u>	<u>Claims Paid</u>	<u>Amount Paid</u>	Payments in County  <ul style="list-style-type: none"> <li>Resident</li> <li>Loss</li> <li>Both</li> </ul>
		Resident of County	18	\$241,600.00	
		Resident and Loss in County	9	\$455,500.00	
Claim Loss in County	2	\$12,200.00			
<b>Totals:</b>	<b>29</b>	<b>\$709,300.00</b>			
Pasco (Florida)	492	<u>Claimant Type</u>	<u>Claims Paid</u>	<u>Amount Paid</u>	Payments in County  <ul style="list-style-type: none"> <li>Resident</li> <li>Loss</li> <li>Both</li> </ul>
		Resident of County	73	\$1,172,300.00	
		Resident and Loss in County	95	\$2,552,300.00	
Claim Loss in County	19	\$302,600.00			
<b>Totals:</b>	<b>187</b>	<b>\$4,027,200.00</b>			








## GCCF Program Statistics - Overall Summary

(as of November 9, 2010, 5:05 PM ET)

County (Florida)	Total Claims	Claimant Type	Claims Paid	Amount Paid	Payments in County
<b>Pinellas (Florida)</b>	<b>3,369</b>	<u>Claimant Type</u>	<u>Claims Paid</u>	<u>Amount Paid</u>	<p>Payments in County</p> <ul style="list-style-type: none"> <li>Resident</li> <li>Loss</li> <li>Both</li> </ul>
		Resident of County	53	\$1,438,600.00	
		Resident and Loss in County	548	\$9,506,900.00	
		Claim Loss in County	114	\$1,678,500.00	
		<b>Totals:</b>	<b>715</b>	<b>\$12,624,000.00</b>	
<b>Polk (Florida)</b>	<b>244</b>	<u>Claimant Type</u>	<u>Claims Paid</u>	<u>Amount Paid</u>	<p>Payments in County</p> <ul style="list-style-type: none"> <li>Resident</li> <li>Loss</li> <li>Both</li> </ul>
		Resident of County	13	\$183,600.00	
		Resident and Loss in County	5	\$145,000.00	
		Claim Loss in County	1	\$9,200.00	
		<b>Totals:</b>	<b>19</b>	<b>\$337,800.00</b>	
<b>Putnam (Florida)</b>	<b>12</b>	<u>Claimant Type</u>	<u>Claims Paid</u>	<u>Amount Paid</u>	<p>Payments in County</p> <ul style="list-style-type: none"> <li>Both</li> </ul>
		Resident and Loss in County	2	\$51,500.00	
		<b>Totals:</b>	<b>2</b>	<b>\$51,500.00</b>	
<b>Santa Rosa (Florida)</b>	<b>7,831</b>	<u>Claimant Type</u>	<u>Claims Paid</u>	<u>Amount Paid</u>	<p>Payments in County</p> <ul style="list-style-type: none"> <li>Resident</li> <li>Loss</li> <li>Both</li> </ul>
		Resident of County	933	\$10,497,100.00	
		Resident and Loss in County	1,712	\$34,397,400.00	
		Claim Loss in County	1,214	\$14,074,200.00	
		<b>Totals:</b>	<b>3,859</b>	<b>\$58,968,700.00</b>	
<b>Sarasota (Florida)</b>	<b>409</b>	<u>Claimant Type</u>	<u>Claims Paid</u>	<u>Amount Paid</u>	<p>Payments in County</p> <ul style="list-style-type: none"> <li>Resident</li> <li>Loss</li> <li>Both</li> </ul>
		Resident of County	14	\$138,100.00	
		Resident and Loss in County	36	\$1,266,100.00	
		Claim Loss in County	9	\$131,500.00	
		<b>Totals:</b>	<b>59</b>	<b>\$1,535,700.00</b>	

## GCCF Program Statistics - Overall Summary (as of November 9, 2010, 5:05 PM ET)

County (Florida)	Total	Claimant Type	Claims Paid	Amount Paid	Payments in County
Seminole (Florida)	85	<u>Claimant Type</u>	<u>Claims Paid</u>	<u>Amount Paid</u>	Payments in County  <ul style="list-style-type: none"> <li>Resident</li> </ul>
		Resident of County	13	\$189,300.00	
		<b>Totals:</b>	<b>13</b>	<b>\$189,300.00</b>	
St. Johns (Florida)	48	<u>Claimant Type</u>	<u>Claims Paid</u>	<u>Amount Paid</u>	Payments in County  <ul style="list-style-type: none"> <li>Resident</li> <li>Both</li> </ul>
		Resident of County	8	\$145,300.00	
		Resident and Loss in County	4	\$76,500.00	
<b>Totals:</b>	<b>12</b>	<b>\$221,800.00</b>			
St. Lucie (Florida)	109	<u>Claimant Type</u>	<u>Claims Paid</u>	<u>Amount Paid</u>	Payments in County  <ul style="list-style-type: none"> <li>Resident</li> <li>Both</li> </ul>
		Resident of County	4	\$76,500.00	
		Resident and Loss in County	2	\$62,800.00	
<b>Totals:</b>	<b>6</b>	<b>\$139,300.00</b>			
Sumter (Florida)	14	<u>Claimant Type</u>	<u>Claims Paid</u>	<u>Amount Paid</u>	Payments in County  <ul style="list-style-type: none"> <li>Resident</li> </ul>
		Resident of County	7	\$153,300.00	
		<b>Totals:</b>	<b>7</b>	<b>\$153,300.00</b>	
Suwannee (Florida)	13	<u>Claimant Type</u>	<u>Claims Paid</u>	<u>Amount Paid</u>	Payments in County  <ul style="list-style-type: none"> <li>Resident</li> </ul>
		Resident of County	1	\$3,200.00	
		<b>Totals:</b>	<b>1</b>	<b>\$3,200.00</b>	

## GCCF Program Statistics - Overall Summary

(as of November 9, 2010, 5:05 PM ET)

County (Florida)	Total Claims	Claimant Type	Claims Paid	Amount Paid	Payments in County
<b>Taylor (Florida)</b>	<b>68</b>	<u>Claimant Type</u>	<u>Claims Paid</u>	<u>Amount Paid</u>	
		Resident of County	8	\$298,200.00	
		Resident and Loss in County	33	\$1,269,800.00	
		Claim Loss in County	1	\$4,800.00	
<b>Totals:</b>	<b>42</b>	<b>\$1,572,800.00</b>			
<b>Unknown (Florida)</b>	<b>160</b>	<u>Claimant Type</u>	<u>Claims Paid</u>	<u>Amount Paid</u>	
		Resident of County	35	\$762,100.00	
		<b>Totals:</b>	<b>35</b>	<b>\$762,100.00</b>	
<b>Volusia (Florida)</b>	<b>85</b>	<u>Claimant Type</u>	<u>Claims Paid</u>	<u>Amount Paid</u>	
		Resident of County	7	\$190,500.00	
		Resident and Loss in County	4	\$482,000.00	
		Claim Loss in County	3	\$33,800.00	
<b>Totals:</b>	<b>14</b>	<b>\$706,300.00</b>			
<b>Wakulla (Florida)</b>	<b>561</b>	<u>Claimant Type</u>	<u>Claims Paid</u>	<u>Amount Paid</u>	
		Resident of County	34	\$835,800.00	
		Resident and Loss in County	288	\$6,437,900.00	
		Claim Loss in County	29	\$719,500.00	
<b>Totals:</b>	<b>351</b>	<b>\$7,993,200.00</b>			
<b>Walton (Florida)</b>	<b>10,655</b>	<u>Claimant Type</u>	<u>Claims Paid</u>	<u>Amount Paid</u>	
		Resident of County	934	\$16,664,900.00	
		Resident and Loss in County	2,806	\$48,416,600.00	
		Claim Loss in County	2,142	\$23,433,400.00	
<b>Totals:</b>	<b>5,882</b>	<b>\$88,514,900.00</b>			

## GCCF Program Statistics - Overall Summary

(as of November 9, 2010, 5:05 PM ET)


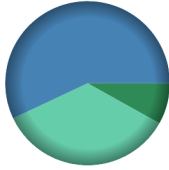

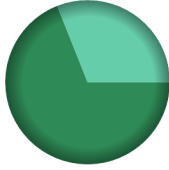
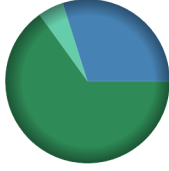
County	Total Claims	Claimant Type	Claims Paid	Amount Paid	Payments in County
<b>Washington (Florida)</b>	<b>969</b>	<u>Claimant Type</u>	<u>Claims Paid</u>	<u>Amount Paid</u>	
		Resident of County	216	\$1,855,300.00	
		Resident and Loss in County	37	\$423,000.00	
		Claim Loss in County	7	\$63,500.00	
		<b>Totals:</b>	<b>260</b>	<b>\$2,341,800.00</b>	
<b>Acadia (Louisiana)</b>	<b>123</b>	<u>Claimant Type</u>	<u>Claims Paid</u>	<u>Amount Paid</u>	
		Resident of County	13	\$288,000.00	
		Resident and Loss in County	9	\$339,100.00	
		Claim Loss in County	5	\$74,900.00	
		<b>Totals:</b>	<b>27</b>	<b>\$702,000.00</b>	
<b>Allen (Louisiana)</b>	<b>50</b>	<u>Claimant Type</u>	<u>Claims Paid</u>	<u>Amount Paid</u>	
		Resident of County	1	\$30,000.00	
		Claim Loss in County	2	\$38,600.00	
		<b>Totals:</b>	<b>3</b>	<b>\$68,600.00</b>	
<b>Ascension (Louisiana)</b>	<b>1,262</b>	<u>Claimant Type</u>	<u>Claims Paid</u>	<u>Amount Paid</u>	
		Resident of County	49	\$646,500.00	
		Resident and Loss in County	12	\$314,500.00	
		Claim Loss in County	2	\$20,900.00	
		<b>Totals:</b>	<b>63</b>	<b>\$981,900.00</b>	
<b>Assumption (Louisiana)</b>	<b>807</b>	<u>Claimant Type</u>	<u>Claims Paid</u>	<u>Amount Paid</u>	
		Resident of County	31	\$665,300.00	
		Resident and Loss in County	79	\$1,140,700.00	
		Claim Loss in County	7	\$117,500.00	
		<b>Totals:</b>	<b>117</b>	<b>\$1,923,500.00</b>	

## GCCF Program Statistics - Overall Summary (as of November 9, 2010, 5:05 PM ET)

Parish (Louisiana)	Total Claims	Claimant Type	Claims Paid	Amount Paid	Payments in County
<b>Avoyelles (Louisiana)</b>	<b>104</b>	<u>Claimant Type</u>	<u>Claims Paid</u>	<u>Amount Paid</u>	<b>Payments in County</b> 
		Resident of County	12	\$137,200.00	
		Resident and Loss in County	12	\$666,800.00	
		Claim Loss in County	2	\$38,200.00	
<b>Totals:</b>	<b>26</b>	<b>\$842,200.00</b>			
<b>Beauregard (Louisiana)</b>	<b>24</b>	<u>Claimant Type</u>	<u>Claims Paid</u>	<u>Amount Paid</u>	<b>Payments in County</b> 
		Resident of County	3	\$135,200.00	
		Resident and Loss in County	4	\$76,000.00	
		<b>Totals:</b>	<b>7</b>	<b>\$211,200.00</b>	
<b>Bossier (Louisiana)</b>	<b>48</b>	<u>Claimant Type</u>	<u>Claims Paid</u>	<u>Amount Paid</u>	<b>Payments in County</b> 
		Resident of County	5	\$62,500.00	
		<b>Totals:</b>	<b>5</b>	<b>\$62,500.00</b>	
<b>Caddo (Louisiana)</b>	<b>134</b>	<u>Claimant Type</u>	<u>Claims Paid</u>	<u>Amount Paid</u>	<b>Payments in County</b> 
		Resident of County	13	\$129,200.00	
		<b>Totals:</b>	<b>13</b>	<b>\$129,200.00</b>	
<b>Calcasieu (Louisiana)</b>	<b>776</b>	<u>Claimant Type</u>	<u>Claims Paid</u>	<u>Amount Paid</u>	<b>Payments in County</b> 
		Resident of County	117	\$3,011,800.00	
		Resident and Loss in County	94	\$2,244,300.00	
		Claim Loss in County	24	\$496,000.00	
		<b>Totals:</b>	<b>235</b>	<b>\$5,752,100.00</b>	

## GCCF Program Statistics - Overall Summary

(as of November 9, 2010, 5:05 PM ET)

County (Louisiana)	Total Claims	Claimant Type	Claims Paid	Amount Paid	Payments in County
Caldwell	6	<u>Claimant Type</u>	<u>Claims Paid</u>	<u>Amount Paid</u>	Payments in County 
		Resident of County	2	\$7,300.00	
		<b>Totals:</b>	<b>2</b>	<b>\$7,300.00</b>	
Cameron	344	<u>Claimant Type</u>	<u>Claims Paid</u>	<u>Amount Paid</u>	Payments in County 
		Resident of County	20	\$514,400.00	
		Resident and Loss in County	131	\$3,615,500.00	
		Claim Loss in County	85	\$2,211,800.00	
		<b>Totals:</b>	<b>236</b>	<b>\$6,341,700.00</b>	
Claiborne	4	<u>Claimant Type</u>	<u>Claims Paid</u>	<u>Amount Paid</u>	Payments in County 
		Claim Loss in County	1	\$80,400.00	
		<b>Totals:</b>	<b>1</b>	<b>\$80,400.00</b>	
Concordia	43	<u>Claimant Type</u>	<u>Claims Paid</u>	<u>Amount Paid</u>	Payments in County 
		Resident of County	3	\$155,700.00	
		Resident and Loss in County	2	\$70,000.00	
		<b>Totals:</b>	<b>5</b>	<b>\$225,700.00</b>	
E. Baton Rouge	3,155	<u>Claimant Type</u>	<u>Claims Paid</u>	<u>Amount Paid</u>	Payments in County 
		Resident of County	178	\$2,960,700.00	
		Resident and Loss in County	48	\$1,359,500.00	
		Claim Loss in County	15	\$229,800.00	
		<b>Totals:</b>	<b>241</b>	<b>\$4,550,000.00</b>	

## GCCF Program Statistics - Overall Summary

(as of November 9, 2010, 5:05 PM ET)

Claimant	Total Claims	Claimant Type	Claims Paid	Amount Paid	Payments in County
<b>E. Feliciana (Louisiana)</b>	<b>44</b>	<u>Claimant Type</u>	<u>Claims Paid</u>	<u>Amount Paid</u>	<b>Payments in County</b> 
		Resident of County	1	\$14,000.00	
		Resident and Loss in County	3	\$115,000.00	
		Claim Loss in County	1	\$20,000.00	
<b>Totals:</b>	<b>5</b>	<b>\$149,000.00</b>			
<b>Evangeline (Louisiana)</b>	<b>62</b>	<u>Claimant Type</u>	<u>Claims Paid</u>	<u>Amount Paid</u>	<b>Payments in County</b> 
		Resident of County	5	\$103,900.00	
		Resident and Loss in County	4	\$70,300.00	
		<b>Totals:</b>	<b>9</b>	<b>\$174,200.00</b>	
<b>Franklin (Louisiana)</b>	<b>8</b>	<u>Claimant Type</u>	<u>Claims Paid</u>	<u>Amount Paid</u>	<b>Payments in County</b> 
		Resident of County	3	\$35,200.00	
		<b>Totals:</b>	<b>3</b>	<b>\$35,200.00</b>	
<b>Grant (Louisiana)</b>	<b>17</b>	<u>Claimant Type</u>	<u>Claims Paid</u>	<u>Amount Paid</u>	<b>Payments in County</b> 
		Resident of County	1	\$15,500.00	
		Claim Loss in County	1	\$10,000.00	
		<b>Totals:</b>	<b>2</b>	<b>\$25,500.00</b>	
<b>Iberia (Louisiana)</b>	<b>1,213</b>	<u>Claimant Type</u>	<u>Claims Paid</u>	<u>Amount Paid</u>	<b>Payments in County</b> 
		Resident of County	122	\$3,433,000.00	
		Resident and Loss in County	260	\$6,269,600.00	
		Claim Loss in County	122	\$2,766,500.00	
		<b>Totals:</b>	<b>504</b>	<b>\$12,469,100.00</b>	

## GCCF Program Statistics - Overall Summary (as of November 9, 2010, 5:05 PM ET)

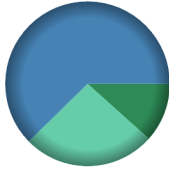
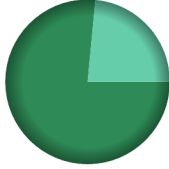
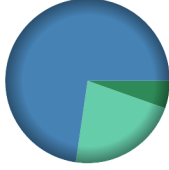
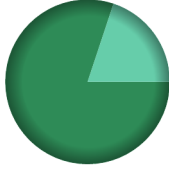

County (Louisiana)	Total Claims	Claimant Type	Claims Paid	Amount Paid	Payments in County
<b>Iberville (Louisiana)</b>	<b>307</b>	<u>Claimant Type</u>	<u>Claims Paid</u>	<u>Amount Paid</u>	
		Resident of County	12	\$275,000.00	
		Resident and Loss in County	51	\$828,100.00	
		Claim Loss in County	7	\$153,400.00	
		<b>Totals:</b>	<b>70</b>	<b>\$1,256,500.00</b>	
<b>Jackson (Louisiana)</b>	<b>3</b>	<u>Claimant Type</u>	<u>Claims Paid</u>	<u>Amount Paid</u>	
		Resident of County	1	\$18,600.00	
		Resident and Loss in County	1	\$4,500.00	
		<b>Totals:</b>	<b>2</b>	<b>\$23,100.00</b>	
		<b>Jefferson (Louisiana)</b>	<b>55,049</b>	<u>Claimant Type</u>	
Resident of County	3,507			\$42,076,600.00	
Resident and Loss in County	6,272			\$93,938,400.00	
Claim Loss in County	2,560			\$29,136,100.00	
<b>Totals:</b>	<b>12,339</b>			<b>\$165,151,100.00</b>	
<b>Jefferson Davis (Louisiana)</b>	<b>54</b>	<u>Claimant Type</u>	<u>Claims Paid</u>	<u>Amount Paid</u>	
		Resident of County	6	\$56,100.00	
		Resident and Loss in County	9	\$234,300.00	
		Claim Loss in County	2	\$65,000.00	
		<b>Totals:</b>	<b>17</b>	<b>\$355,400.00</b>	
<b>Lafayette (Louisiana)</b>	<b>1,533</b>	<u>Claimant Type</u>	<u>Claims Paid</u>	<u>Amount Paid</u>	
		Resident of County	215	\$5,612,200.00	
		Resident and Loss in County	138	\$3,796,100.00	
		Claim Loss in County	88	\$2,127,800.00	
		<b>Totals:</b>	<b>441</b>	<b>\$11,536,100.00</b>	



## GCCF Program Statistics - Overall Summary (as of November 9, 2010, 5:05 PM ET)


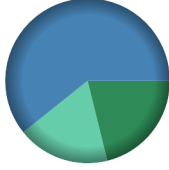

County (Louisiana)	Total Claims	Claimant Type	Claims Paid	Amount Paid	Payments in County
<b>Lafourche (Louisiana)</b>	<b>3,660</b>	<u>Claimant Type</u>	<u>Claims Paid</u>	<u>Amount Paid</u>	
		Resident of County	204	\$3,832,400.00	
		Resident and Loss in County	1,046	\$34,873,400.00	
		Claim Loss in County	312	\$5,280,900.00	
<b>Totals:</b>	<b>1,562</b>	<b>\$43,986,700.00</b>			
<b>Lincoln (Louisiana)</b>	<b>27</b>	<u>Claimant Type</u>	<u>Claims Paid</u>	<u>Amount Paid</u>	
		Resident of County	4	\$133,100.00	
		<b>Totals:</b>	<b>4</b>	<b>\$133,100.00</b>	
<b>Livingston (Louisiana)</b>	<b>414</b>	<u>Claimant Type</u>	<u>Claims Paid</u>	<u>Amount Paid</u>	
		Resident of County	45	\$1,031,500.00	
		Resident and Loss in County	21	\$856,400.00	
		Claim Loss in County	6	\$96,700.00	
<b>Totals:</b>	<b>72</b>	<b>\$1,984,600.00</b>			
<b>Madison (Louisiana)</b>	<b>8</b>	<u>Claimant Type</u>	<u>Claims Paid</u>	<u>Amount Paid</u>	
		Resident of County	1	\$16,200.00	
		<b>Totals:</b>	<b>1</b>	<b>\$16,200.00</b>	
<b>Natchitoches (Louisiana)</b>	<b>25</b>	<u>Claimant Type</u>	<u>Claims Paid</u>	<u>Amount Paid</u>	
		Resident of County	3	\$61,000.00	
		Resident and Loss in County	3	\$55,400.00	
		<b>Totals:</b>	<b>6</b>	<b>\$116,400.00</b>	

## GCCF Program Statistics - Overall Summary (as of November 9, 2010, 5:05 PM ET)

Parish (Louisiana)	Total Claims	Claimant Type	Claims Paid	Amount Paid	Payments in County
<b>Orleans (Louisiana)</b>	<b>62,127</b>	<u>Claimant Type</u>	<u>Claims Paid</u>	<u>Amount Paid</u>	 <ul style="list-style-type: none"> <li><span style="color: green;">■</span> Resident</li> <li><span style="color: lightgreen;">■</span> Loss</li> <li><span style="color: blue;">■</span> Both</li> </ul>
		Resident of County	2,132	\$21,441,100.00	
		Resident and Loss in County	10,536	\$115,036,800.00	
		Claim Loss in County	4,087	\$48,092,400.00	
<b>Totals:</b>	<b>16,755</b>	<b>\$184,570,300.00</b>			
<b>Ouachita (Louisiana)</b>	<b>118</b>	<u>Claimant Type</u>	<u>Claims Paid</u>	<u>Amount Paid</u>	 <ul style="list-style-type: none"> <li><span style="color: green;">■</span> Resident</li> <li><span style="color: lightgreen;">■</span> Both</li> </ul>
		Resident of County	25	\$341,000.00	
		Resident and Loss in County	4	\$104,600.00	
		<b>Totals:</b>	<b>29</b>	<b>\$445,600.00</b>	
<b>Plaquemines (Louisiana)</b>	<b>4,884</b>	<u>Claimant Type</u>	<u>Claims Paid</u>	<u>Amount Paid</u>	 <ul style="list-style-type: none"> <li><span style="color: green;">■</span> Resident</li> <li><span style="color: lightgreen;">■</span> Loss</li> <li><span style="color: blue;">■</span> Both</li> </ul>
		Resident of County	158	\$4,540,600.00	
		Resident and Loss in County	1,117	\$60,975,600.00	
		Claim Loss in County	658	\$18,344,800.00	
<b>Totals:</b>	<b>1,933</b>	<b>\$83,861,000.00</b>			
<b>Pointe Coupee (Louisiana)</b>	<b>45</b>	<u>Claimant Type</u>	<u>Claims Paid</u>	<u>Amount Paid</u>	 <ul style="list-style-type: none"> <li><span style="color: green;">■</span> Resident</li> <li><span style="color: lightgreen;">■</span> Both</li> </ul>
		Resident of County	4	\$120,800.00	
		Resident and Loss in County	2	\$30,000.00	
		<b>Totals:</b>	<b>6</b>	<b>\$150,800.00</b>	
<b>Rapides (Louisiana)</b>	<b>208</b>	<u>Claimant Type</u>	<u>Claims Paid</u>	<u>Amount Paid</u>	 <ul style="list-style-type: none"> <li><span style="color: green;">■</span> Resident</li> <li><span style="color: lightgreen;">■</span> Both</li> </ul>
		Resident of County	20	\$357,800.00	
		Resident and Loss in County	5	\$309,800.00	
		<b>Totals:</b>	<b>25</b>	<b>\$667,600.00</b>	

## GCCF Program Statistics - Overall Summary

(as of November 9, 2010, 5:05 PM ET)

County (Louisiana)	Total Claims	Claimant Type	Claims Paid	Amount Paid	Payments in County
Richland	5	<u>Claimant Type</u>	<u>Claims Paid</u>	<u>Amount Paid</u>	Payments in County  <ul style="list-style-type: none"> <li>Resident</li> </ul>
		Resident of County	3	\$114,400.00	
		<b>Totals:</b>	<b>3</b>	<b>\$114,400.00</b>	
		Sabine	11	<u>Claimant Type</u>	
Resident of County	1			\$16,800.00	
<b>Totals:</b>	<b>1</b>			<b>\$16,800.00</b>	
St. Bernard	5,280			<u>Claimant Type</u>	<u>Claims Paid</u>
		Resident of County	449	\$5,530,500.00	
		Resident and Loss in County	826	\$23,904,900.00	
		Claim Loss in County	252	\$5,263,100.00	
		<b>Totals:</b>	<b>1,527</b>	<b>\$34,698,500.00</b>	
St. Charles	3,978	<u>Claimant Type</u>	<u>Claims Paid</u>	<u>Amount Paid</u>	Payments in County  <ul style="list-style-type: none"> <li>Resident</li> <li>Loss</li> <li>Both</li> </ul>
		Resident of County	255	\$2,681,400.00	
		Resident and Loss in County	339	\$7,697,600.00	
		Claim Loss in County	181	\$2,298,200.00	
		<b>Totals:</b>	<b>775</b>	<b>\$12,677,200.00</b>	
St. Helena	60	<u>Claimant Type</u>	<u>Claims Paid</u>	<u>Amount Paid</u>	Payments in County  <ul style="list-style-type: none"> <li>Resident</li> <li>Loss</li> </ul>
		Resident of County	3	\$50,500.00	
		Claim Loss in County	1	\$25,000.00	
		<b>Totals:</b>	<b>4</b>	<b>\$75,500.00</b>	

## GCCF Program Statistics - Overall Summary (as of November 9, 2010, 5:05 PM ET)

Parish (Louisiana)	Total Claims	Claimant Type	Claims Paid	Amount Paid	Payments in County
<b>St. James (Louisiana)</b>	<b>1,132</b>	<u>Claimant Type</u>	<u>Claims Paid</u>	<u>Amount Paid</u>	<ul style="list-style-type: none"> <li><span style="color: green;">■</span> Resident</li> <li><span style="color: lightgreen;">■</span> Loss</li> <li><span style="color: blue;">■</span> Both</li> </ul>
		Resident of County	21	\$314,800.00	
		Resident and Loss in County	9	\$223,200.00	
		Claim Loss in County	2	\$53,800.00	
<b>Totals:</b>	<b>32</b>	<b>\$591,800.00</b>			
<b>St. John The Baptist (Louisiana)</b>	<b>5,038</b>	<u>Claimant Type</u>	<u>Claims Paid</u>	<u>Amount Paid</u>	<ul style="list-style-type: none"> <li><span style="color: green;">■</span> Resident</li> <li><span style="color: lightgreen;">■</span> Loss</li> <li><span style="color: blue;">■</span> Both</li> </ul>
		Resident of County	246	\$2,080,300.00	
		Resident and Loss in County	179	\$2,950,900.00	
		Claim Loss in County	61	\$597,200.00	
<b>Totals:</b>	<b>486</b>	<b>\$5,628,400.00</b>			
<b>St. Landry (Louisiana)</b>	<b>225</b>	<u>Claimant Type</u>	<u>Claims Paid</u>	<u>Amount Paid</u>	<ul style="list-style-type: none"> <li><span style="color: green;">■</span> Resident</li> <li><span style="color: lightgreen;">■</span> Loss</li> <li><span style="color: blue;">■</span> Both</li> </ul>
		Resident of County	23	\$582,400.00	
		Resident and Loss in County	18	\$532,700.00	
		Claim Loss in County	4	\$104,300.00	
<b>Totals:</b>	<b>45</b>	<b>\$1,219,400.00</b>			
<b>St. Martin (Louisiana)</b>	<b>644</b>	<u>Claimant Type</u>	<u>Claims Paid</u>	<u>Amount Paid</u>	<ul style="list-style-type: none"> <li><span style="color: green;">■</span> Resident</li> <li><span style="color: lightgreen;">■</span> Loss</li> <li><span style="color: blue;">■</span> Both</li> </ul>
		Resident of County	58	\$1,104,200.00	
		Resident and Loss in County	217	\$4,440,650.00	
		Claim Loss in County	21	\$299,200.00	
<b>Totals:</b>	<b>296</b>	<b>\$5,844,050.00</b>			
<b>St. Mary (Louisiana)</b>	<b>1,653</b>	<u>Claimant Type</u>	<u>Claims Paid</u>	<u>Amount Paid</u>	<ul style="list-style-type: none"> <li><span style="color: green;">■</span> Resident</li> <li><span style="color: lightgreen;">■</span> Loss</li> <li><span style="color: blue;">■</span> Both</li> </ul>
		Resident of County	108	\$2,336,600.00	
		Resident and Loss in County	359	\$9,045,900.00	
		Claim Loss in County	188	\$5,616,800.00	
<b>Totals:</b>	<b>655</b>	<b>\$16,999,300.00</b>			

## GCCF Program Statistics - Overall Summary (as of November 9, 2010, 5:05 PM ET)




County (Louisiana)	Total Claims	Claimant Type	Claims Paid	Amount Paid	Payments in County
<b>St. Tammany</b>	<b>7,521</b>	<u>Claimant Type</u>	<u>Claims Paid</u>	<u>Amount Paid</u>	<ul style="list-style-type: none"> <li>Resident</li> <li>Loss</li> <li>Both</li> </ul>
		Resident of County	662	\$10,457,300.00	
		Resident and Loss in County	1,137	\$23,092,100.00	
		Claim Loss in County	368	\$5,224,065.00	
<b>Totals:</b>	<b>2,167</b>	<b>\$38,773,465.00</b>			
<b>Tangipahoa</b>	<b>1,790</b>	<u>Claimant Type</u>	<u>Claims Paid</u>	<u>Amount Paid</u>	<ul style="list-style-type: none"> <li>Resident</li> <li>Loss</li> <li>Both</li> </ul>
		Resident of County	128	\$2,538,300.00	
		Resident and Loss in County	98	\$2,061,100.00	
		Claim Loss in County	23	\$728,700.00	
<b>Totals:</b>	<b>249</b>	<b>\$5,328,100.00</b>			
<b>Terrebonne</b>	<b>5,947</b>	<u>Claimant Type</u>	<u>Claims Paid</u>	<u>Amount Paid</u>	<ul style="list-style-type: none"> <li>Resident</li> <li>Loss</li> <li>Both</li> </ul>
		Resident of County	179	\$3,632,000.00	
		Resident and Loss in County	2,151	\$57,617,900.00	
		Claim Loss in County	395	\$9,017,000.00	
<b>Totals:</b>	<b>2,725</b>	<b>\$70,266,900.00</b>			
<b>Union</b>	<b>9</b>	<u>Claimant Type</u>	<u>Claims Paid</u>	<u>Amount Paid</u>	<ul style="list-style-type: none"> <li>Resident</li> <li>Both</li> </ul>
		Resident of County	2	\$95,500.00	
		Resident and Loss in County	1	\$40,800.00	
<b>Totals:</b>	<b>3</b>	<b>\$136,300.00</b>			
<b>Unknown</b>	<b>296</b>	<u>Claimant Type</u>	<u>Claims Paid</u>	<u>Amount Paid</u>	<ul style="list-style-type: none"> <li>Resident</li> </ul>
		Resident of County	54	\$942,600.00	
<b>Totals:</b>	<b>54</b>	<b>\$942,600.00</b>			

## GCCF Program Statistics - Overall Summary




(as of November 9, 2010, 5:05 PM ET)

County (Louisiana)	Total Claims	Claimant Type	Claims Paid	Amount Paid	Payments in County
<b>Vermilion (Louisiana)</b>	<b>1,270</b>	<u>Claimant Type</u>	<u>Claims Paid</u>	<u>Amount Paid</u>	<b>Payments in County</b>  <ul style="list-style-type: none"> <li><span style="color: green;">■</span> Resident</li> <li><span style="color: lightgreen;">■</span> Loss</li> <li><span style="color: blue;">■</span> Both</li> </ul>
		Resident of County	114	\$2,431,400.00	
		Resident and Loss in County	560	\$13,216,000.00	
		Claim Loss in County	171	\$22,309,200.00	
<b>Totals:</b>	<b>845</b>	<b>\$37,956,600.00</b>			
<b>Vernon (Louisiana)</b>	<b>18</b>	<u>Claimant Type</u>	<u>Claims Paid</u>	<u>Amount Paid</u>	<b>Payments in County</b>  <ul style="list-style-type: none"> <li><span style="color: green;">■</span> Resident</li> <li><span style="color: lightgreen;">■</span> Loss</li> </ul>
		Resident of County	1	\$10,000.00	
		Claim Loss in County	3	\$124,000.00	
		<b>Totals:</b>	<b>4</b>	<b>\$134,000.00</b>	
<b>W. Baton Rouge (Louisiana)</b>	<b>138</b>	<u>Claimant Type</u>	<u>Claims Paid</u>	<u>Amount Paid</u>	<b>Payments in County</b>  <ul style="list-style-type: none"> <li><span style="color: green;">■</span> Loss</li> <li><span style="color: lightgreen;">■</span> Both</li> </ul>
		Resident and Loss in County	1	\$28,100.00	
		Claim Loss in County	1	\$3,700.00	
		<b>Totals:</b>	<b>2</b>	<b>\$31,800.00</b>	
<b>W. Feliciana (Louisiana)</b>	<b>23</b>	<u>Claimant Type</u>	<u>Claims Paid</u>	<u>Amount Paid</u>	<b>Payments in County</b>  <ul style="list-style-type: none"> <li><span style="color: green;">■</span> Resident</li> </ul>
		Resident of County	1	\$8,000.00	
		<b>Totals:</b>	<b>1</b>	<b>\$8,000.00</b>	
<b>Washington (Louisiana)</b>	<b>322</b>	<u>Claimant Type</u>	<u>Claims Paid</u>	<u>Amount Paid</u>	<b>Payments in County</b>  <ul style="list-style-type: none"> <li><span style="color: green;">■</span> Resident</li> <li><span style="color: lightgreen;">■</span> Loss</li> <li><span style="color: blue;">■</span> Both</li> </ul>
		Resident of County	24	\$676,200.00	
		Resident and Loss in County	14	\$561,600.00	
		Claim Loss in County	1	\$9,000.00	
		<b>Totals:</b>	<b>39</b>	<b>\$1,246,800.00</b>	

## GCCF Program Statistics - Overall Summary (as of November 9, 2010, 5:05 PM ET)

County	Total Claims	Claimant Type	Claims Paid	Amount Paid	Payments in County
Webster (Louisiana)	11	<u>Claimant Type</u>	<u>Claims Paid</u>	<u>Amount Paid</u>	Payments in County  Resident
		Resident of County	1	\$91,000.00	
		<b>Totals:</b>	<b>1</b>	<b>\$91,000.00</b>	
Alcorn (Mississippi)	5	<u>Claimant Type</u>	<u>Claims Paid</u>	<u>Amount Paid</u>	Payments in County  Resident
		Resident of County	1	\$1,500.00	
		<b>Totals:</b>	<b>1</b>	<b>\$1,500.00</b>	
Amite (Mississippi)	26	<u>Claimant Type</u>	<u>Claims Paid</u>	<u>Amount Paid</u>	Payments in County  Resident
		Resident of County	1	\$22,100.00	
		<b>Totals:</b>	<b>1</b>	<b>\$22,100.00</b>	
Bolivar (Mississippi)	8	<u>Claimant Type</u>	<u>Claims Paid</u>	<u>Amount Paid</u>	Payments in County  Resident
		Resident of County	1	\$2,100.00	
		<b>Totals:</b>	<b>1</b>	<b>\$2,100.00</b>	
Calhoun (Mississippi)	4	<u>Claimant Type</u>	<u>Claims Paid</u>	<u>Amount Paid</u>	Payments in County  Resident
		Resident of County	1	\$55,000.00	
		<b>Totals:</b>	<b>1</b>	<b>\$55,000.00</b>	

## GCCF Program Statistics - Overall Summary (as of November 9, 2010, 5:05 PM ET)

County (Mississippi)	Total Claims	Claimant Type	Claims Paid	Amount Paid	Payments in County
Chickasaw	1	Resident of County	1	\$6,000.00	 <span style="color: green;">■</span> Resident
		<b>Totals:</b>	<b>1</b>	<b>\$6,000.00</b>	
Claiborne	11	Resident of County	1	\$17,600.00	 <span style="color: green;">■</span> Resident
		<b>Totals:</b>	<b>1</b>	<b>\$17,600.00</b>	
Clarke	63	Resident of County	4	\$112,900.00	 <span style="color: green;">■</span> Resident
		<b>Totals:</b>	<b>4</b>	<b>\$112,900.00</b>	
Coahoma	4	Resident of County	1	\$35,000.00	 <span style="color: green;">■</span> Resident
		<b>Totals:</b>	<b>1</b>	<b>\$35,000.00</b>	
Copiah	27	Resident of County	1	\$20,000.00	 <span style="color: green;">■</span> Resident
		<b>Totals:</b>	<b>1</b>	<b>\$20,000.00</b>	



## GCCF Program Statistics - Overall Summary (as of November 9, 2010, 5:05 PM ET)

County (Mississippi)	Total Claims	Claimant Type	Claims Paid	Amount Paid	Payments in County
<b>Covington</b>	<b>103</b>	<u>Claimant Type</u>	<u>Claims Paid</u>	<u>Amount Paid</u>	<ul style="list-style-type: none"> <li>Resident</li> <li>Both</li> </ul>
		Resident of County	2	\$39,400.00	
		Resident and Loss in County	1	\$1,000.00	
		<b>Totals:</b>	<b>3</b>	<b>\$40,400.00</b>	
<b>Desoto</b>	<b>40</b>	<u>Claimant Type</u>	<u>Claims Paid</u>	<u>Amount Paid</u>	<ul style="list-style-type: none"> <li>Resident</li> </ul>
		Resident of County	16	\$179,600.00	
		<b>Totals:</b>	<b>16</b>	<b>\$179,600.00</b>	
		<b>Forrest</b>	<b>874</b>	<u>Claimant Type</u>	
Resident of County	51			\$684,900.00	
Resident and Loss in County	15			\$433,500.00	
Claim Loss in County	4			\$21,200.00	
<b>Totals:</b>	<b>70</b>			<b>\$1,139,600.00</b>	
<b>Franklin</b>	<b>13</b>	<u>Claimant Type</u>	<u>Claims Paid</u>	<u>Amount Paid</u>	<ul style="list-style-type: none"> <li>Resident</li> <li>Loss</li> </ul>
		Resident of County	1	\$7,500.00	
		Claim Loss in County	1	\$14,600.00	
		<b>Totals:</b>	<b>2</b>	<b>\$22,100.00</b>	
<b>George</b>	<b>446</b>	<u>Claimant Type</u>	<u>Claims Paid</u>	<u>Amount Paid</u>	<ul style="list-style-type: none"> <li>Resident</li> <li>Loss</li> <li>Both</li> </ul>
		Resident of County	57	\$849,100.00	
		Resident and Loss in County	22	\$687,400.00	
		Claim Loss in County	7	\$135,200.00	
		<b>Totals:</b>	<b>86</b>	<b>\$1,671,700.00</b>	

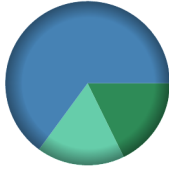



## GCCF Program Statistics - Overall Summary

(as of November 9, 2010, 5:05 PM ET)

County (Mississippi)	Total Claims	Claimant Type	Claims Paid	Amount Paid	Payments in County
<b>Greene (Mississippi)</b>	<b>113</b>	<u>Claimant Type</u>	<u>Claims Paid</u>	<u>Amount Paid</u>	<p>Payments in County</p> <ul style="list-style-type: none"> <li>Resident</li> <li>Both</li> </ul>
		Resident of County	6	\$60,800.00	
		Resident and Loss in County	5	\$31,900.00	
		<b>Totals:</b>	<b>11</b>	<b>\$92,700.00</b>	
<b>Hancock (Mississippi)</b>	<b>3,205</b>	<u>Claimant Type</u>	<u>Claims Paid</u>	<u>Amount Paid</u>	<p>Payments in County</p> <ul style="list-style-type: none"> <li>Resident</li> <li>Loss</li> <li>Both</li> </ul>
		Resident of County	182	\$2,635,800.00	
		Resident and Loss in County	708	\$15,563,500.00	
		Claim Loss in County	136	\$2,354,700.00	
<b>Totals:</b>	<b>1,026</b>	<b>\$20,554,000.00</b>			
<b>Harrison (Mississippi)</b>	<b>24,348</b>	<u>Claimant Type</u>	<u>Claims Paid</u>	<u>Amount Paid</u>	<p>Payments in County</p> <ul style="list-style-type: none"> <li>Resident</li> <li>Loss</li> <li>Both</li> </ul>
		Resident of County	545	\$7,808,936.50	
		Resident and Loss in County	5,113	\$76,409,600.00	
		Claim Loss in County	951	\$12,308,000.00	
<b>Totals:</b>	<b>6,609</b>	<b>\$96,526,536.50</b>			
<b>Hinds (Mississippi)</b>	<b>207</b>	<u>Claimant Type</u>	<u>Claims Paid</u>	<u>Amount Paid</u>	<p>Payments in County</p> <ul style="list-style-type: none"> <li>Resident</li> <li>Loss</li> <li>Both</li> </ul>
		Resident of County	19	\$268,200.00	
		Resident and Loss in County	2	\$6,100.00	
		Claim Loss in County	4	\$74,000.00	
<b>Totals:</b>	<b>25</b>	<b>\$348,300.00</b>			
<b>Humphreys (Mississippi)</b>	<b>4</b>	<u>Claimant Type</u>	<u>Claims Paid</u>	<u>Amount Paid</u>	<p>Payments in County</p> <ul style="list-style-type: none"> <li>Resident</li> <li>Loss</li> </ul>
		Resident of County	1	\$9,300.00	
		Claim Loss in County	1	\$28,000.00	
		<b>Totals:</b>	<b>2</b>	<b>\$37,300.00</b>	

## GCCF Program Statistics - Overall Summary




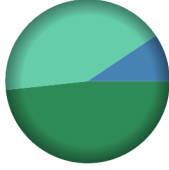

(as of November 9, 2010, 5:05 PM ET)

County (Mississippi)	Total Claims	Claimant Type	Claims Paid	Amount Paid	Payments in County
<b>Itawamba</b>	<b>1</b>	<u>Claimant Type</u>	<u>Claims Paid</u>	<u>Amount Paid</u>	<b>Payments in County</b>  <ul style="list-style-type: none"> <li><span style="color: green;">■</span> Resident</li> </ul>
		Resident of County	1	\$6,000.00	
		<b>Totals:</b>	<b>1</b>	<b>\$6,000.00</b>	
<b>Jackson</b>	<b>11,490</b>	<u>Claimant Type</u>	<u>Claims Paid</u>	<u>Amount Paid</u>	<b>Payments in County</b>  <ul style="list-style-type: none"> <li><span style="color: green;">■</span> Resident</li> <li><span style="color: lightgreen;">■</span> Loss</li> <li><span style="color: blue;">■</span> Both</li> </ul>
		Resident of County	673	\$8,209,700.00	
		Resident and Loss in County	1,455	\$30,041,100.00	
		Claim Loss in County	559	\$8,004,000.00	
<b>Totals:</b>	<b>2,687</b>	<b>\$46,254,800.00</b>			
<b>Jasper</b>	<b>68</b>	<u>Claimant Type</u>	<u>Claims Paid</u>	<u>Amount Paid</u>	<b>Payments in County</b>  <ul style="list-style-type: none"> <li><span style="color: green;">■</span> Resident</li> <li><span style="color: lightgreen;">■</span> Both</li> </ul>
		Resident of County	1	\$18,400.00	
		Resident and Loss in County	1	\$25,500.00	
<b>Totals:</b>	<b>2</b>	<b>\$43,900.00</b>			
<b>Jefferson Davis</b>	<b>136</b>	<u>Claimant Type</u>	<u>Claims Paid</u>	<u>Amount Paid</u>	<b>Payments in County</b>  <ul style="list-style-type: none"> <li><span style="color: green;">■</span> Resident</li> </ul>
		Resident of County	2	\$27,200.00	
		<b>Totals:</b>	<b>2</b>	<b>\$27,200.00</b>	
<b>Jones</b>	<b>158</b>	<u>Claimant Type</u>	<u>Claims Paid</u>	<u>Amount Paid</u>	<b>Payments in County</b>  <ul style="list-style-type: none"> <li><span style="color: green;">■</span> Resident</li> <li><span style="color: lightgreen;">■</span> Both</li> </ul>
		Resident of County	12	\$192,400.00	
		Resident and Loss in County	1	\$50,000.00	
		<b>Totals:</b>	<b>13</b>	<b>\$242,400.00</b>	

## GCCF Program Statistics - Overall Summary (as of November 9, 2010, 5:05 PM ET)

County (Mississippi)	Total Claims	Claimant Type	Claims Paid	Amount Paid	Payments in County
<b>Kemper</b>	<b>6</b>	<u>Claimant Type</u>	<u>Claims Paid</u>	<u>Amount Paid</u>	<b>Payments in County</b>  <ul style="list-style-type: none"> <li>Loss</li> </ul>
		Claim Loss in County	2	\$108,800.00	
		<b>Totals:</b>	<b>2</b>	<b>\$108,800.00</b>	
<b>Lafayette</b>	<b>16</b>	<u>Claimant Type</u>	<u>Claims Paid</u>	<u>Amount Paid</u>	<b>Payments in County</b>  <ul style="list-style-type: none"> <li>Resident</li> </ul>
		Resident of County	8	\$88,700.00	
		<b>Totals:</b>	<b>8</b>	<b>\$88,700.00</b>	
<b>Lamar</b>	<b>164</b>	<u>Claimant Type</u>	<u>Claims Paid</u>	<u>Amount Paid</u>	<b>Payments in County</b>  <ul style="list-style-type: none"> <li>Resident</li> <li>Loss</li> <li>Both</li> </ul>
		Resident of County	12	\$159,900.00	
		Resident and Loss in County	3	\$102,000.00	
		Claim Loss in County	2	\$34,000.00	
<b>Totals:</b>	<b>17</b>	<b>\$295,900.00</b>			
<b>Lauderdale</b>	<b>75</b>	<u>Claimant Type</u>	<u>Claims Paid</u>	<u>Amount Paid</u>	<b>Payments in County</b>  <ul style="list-style-type: none"> <li>Resident</li> </ul>
		Resident of County	15	\$150,100.00	
		<b>Totals:</b>	<b>15</b>	<b>\$150,100.00</b>	
<b>Lawrence</b>	<b>94</b>	<u>Claimant Type</u>	<u>Claims Paid</u>	<u>Amount Paid</u>	<b>Payments in County</b>  <ul style="list-style-type: none"> <li>Resident</li> <li>Loss</li> <li>Both</li> </ul>
		Resident of County	2	\$21,700.00	
		Resident and Loss in County	5	\$67,500.00	
		Claim Loss in County	2	\$18,500.00	
<b>Totals:</b>	<b>9</b>	<b>\$107,700.00</b>			

## GCCF Program Statistics - Overall Summary (as of November 9, 2010, 5:05 PM ET)


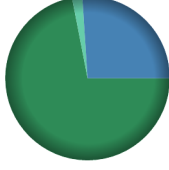
County (Mississippi)	Total Claims	Claimant Type	Claims Paid	Amount Paid	Payments in County
<b>Leake (Mississippi)</b>	<b>15</b>	<u>Claimant Type</u>	<u>Claims Paid</u>	<u>Amount Paid</u>	<b>Payments in County</b>  <ul style="list-style-type: none"> <li>Resident</li> </ul>
		Resident of County	2	\$63,000.00	
		<b>Totals:</b>	<b>2</b>	<b>\$63,000.00</b>	
<b>Lee (Mississippi)</b>	<b>23</b>	<u>Claimant Type</u>	<u>Claims Paid</u>	<u>Amount Paid</u>	<b>Payments in County</b>  <ul style="list-style-type: none"> <li>Resident</li> </ul>
		Resident of County	9	\$92,000.00	
		<b>Totals:</b>	<b>9</b>	<b>\$92,000.00</b>	
<b>Leflore (Mississippi)</b>	<b>7</b>	<u>Claimant Type</u>	<u>Claims Paid</u>	<u>Amount Paid</u>	<b>Payments in County</b>  <ul style="list-style-type: none"> <li>Resident</li> </ul>
		Resident of County	1	\$7,800.00	
		<b>Totals:</b>	<b>1</b>	<b>\$7,800.00</b>	
<b>Lincoln (Mississippi)</b>	<b>39</b>	<u>Claimant Type</u>	<u>Claims Paid</u>	<u>Amount Paid</u>	<b>Payments in County</b>  <ul style="list-style-type: none"> <li>Resident</li> <li>Loss</li> <li>Both</li> </ul>
		Resident of County	5	\$114,200.00	
		Resident and Loss in County	1	\$22,200.00	
		Claim Loss in County	1	\$100,000.00	
		<b>Totals:</b>	<b>7</b>	<b>\$236,400.00</b>	
<b>Lowndes (Mississippi)</b>	<b>33</b>	<u>Claimant Type</u>	<u>Claims Paid</u>	<u>Amount Paid</u>	<b>Payments in County</b>  <ul style="list-style-type: none"> <li>Resident</li> <li>Both</li> </ul>
		Resident of County	12	\$108,100.00	
		Resident and Loss in County	1	\$2,400.00	
		<b>Totals:</b>	<b>13</b>	<b>\$110,500.00</b>	

## GCCF Program Statistics - Overall Summary


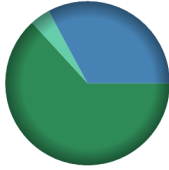



(as of November 9, 2010, 5:05 PM ET)

County (Mississippi)	Total Claims	Claimant Type	Claims Paid	Amount Paid	Payments in County
<b>Madison (Mississippi)</b>	<b>120</b>	<u>Claimant Type</u>	<u>Claims Paid</u>	<u>Amount Paid</u>	<b>Payments in County</b>  <ul style="list-style-type: none"> <li><span style="color: green;">■</span> Resident</li> <li><span style="color: lightgreen;">■</span> Both</li> </ul>
		Resident of County	32	\$335,400.00	
		Resident and Loss in County	3	\$52,400.00	
		<b>Totals:</b>	<b>35</b>	<b>\$387,800.00</b>	
<b>Marion (Mississippi)</b>	<b>239</b>	<u>Claimant Type</u>	<u>Claims Paid</u>	<u>Amount Paid</u>	<b>Payments in County</b>  <ul style="list-style-type: none"> <li><span style="color: green;">■</span> Resident</li> <li><span style="color: lightgreen;">■</span> Loss</li> <li><span style="color: blue;">■</span> Both</li> </ul>
		Resident of County	6	\$134,600.00	
		Resident and Loss in County	6	\$123,400.00	
		Claim Loss in County	1	\$18,000.00	
<b>Totals:</b>	<b>13</b>	<b>\$276,000.00</b>			
<b>Monroe (Mississippi)</b>	<b>15</b>	<u>Claimant Type</u>	<u>Claims Paid</u>	<u>Amount Paid</u>	<b>Payments in County</b>  <ul style="list-style-type: none"> <li><span style="color: green;">■</span> Resident</li> </ul>
		Resident of County	10	\$97,800.00	
		<b>Totals:</b>	<b>10</b>	<b>\$97,800.00</b>	
<b>Montgomery (Mississippi)</b>	<b>2</b>	<u>Claimant Type</u>	<u>Claims Paid</u>	<u>Amount Paid</u>	<b>Payments in County</b>  <ul style="list-style-type: none"> <li><span style="color: green;">■</span> Resident</li> </ul>
		Resident of County	1	\$20,000.00	
		<b>Totals:</b>	<b>1</b>	<b>\$20,000.00</b>	
<b>Neshoba (Mississippi)</b>	<b>42</b>	<u>Claimant Type</u>	<u>Claims Paid</u>	<u>Amount Paid</u>	<b>Payments in County</b>  <ul style="list-style-type: none"> <li><span style="color: green;">■</span> Resident</li> <li><span style="color: lightgreen;">■</span> Loss</li> </ul>
		Resident of County	3	\$160,600.00	
		Claim Loss in County	2	\$137,300.00	
		<b>Totals:</b>	<b>5</b>	<b>\$297,900.00</b>	

## GCCF Program Statistics - Overall Summary (as of November 9, 2010, 5:05 PM ET)

County (Mississippi)	Count	Claimant Type	Claims Paid	Amount Paid	Payments in County
Newton	11	<u>Claimant Type</u>	<u>Claims Paid</u>	<u>Amount Paid</u>	 <ul style="list-style-type: none"> <li>Resident</li> </ul>
		Resident of County	3	\$82,600.00	
		<b>Totals:</b>	<b>3</b>	<b>\$82,600.00</b>	
Noxubee	12	<u>Claimant Type</u>	<u>Claims Paid</u>	<u>Amount Paid</u>	 <ul style="list-style-type: none"> <li>Resident</li> </ul>
		Resident of County	1	\$8,800.00	
		<b>Totals:</b>	<b>1</b>	<b>\$8,800.00</b>	
Oktibbeha	19	<u>Claimant Type</u>	<u>Claims Paid</u>	<u>Amount Paid</u>	 <ul style="list-style-type: none"> <li>Resident</li> </ul>
		Resident of County	8	\$98,800.00	
		<b>Totals:</b>	<b>8</b>	<b>\$98,800.00</b>	
Panola	5	<u>Claimant Type</u>	<u>Claims Paid</u>	<u>Amount Paid</u>	 <ul style="list-style-type: none"> <li>Resident</li> </ul>
		Resident of County	2	\$14,700.00	
		<b>Totals:</b>	<b>2</b>	<b>\$14,700.00</b>	
Pearl River	983	<u>Claimant Type</u>	<u>Claims Paid</u>	<u>Amount Paid</u>	 <ul style="list-style-type: none"> <li>Resident</li> <li>Loss</li> <li>Both</li> </ul>
		Resident of County	126	\$1,574,500.00	
		Resident and Loss in County	18	\$569,300.00	
		Claim Loss in County	1	\$44,000.00	
		<b>Totals:</b>	<b>145</b>	<b>\$2,187,800.00</b>	


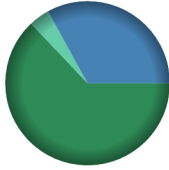



## GCCF Program Statistics - Overall Summary (as of November 9, 2010, 5:05 PM ET)

County	Total Claims	Claimant Type	Claims Paid	Amount Paid	Payments in County
<b>Perry (Mississippi)</b>	<b>61</b>	<u>Claimant Type</u>	<u>Claims Paid</u>	<u>Amount Paid</u>	<b>Payments in County</b> 
		Resident of County	4	\$82,200.00	
		Resident and Loss in County	3	\$44,200.00	
		<b>Totals:</b>	<b>7</b>	<b>\$126,400.00</b>	
<b>Pike (Mississippi)</b>	<b>182</b>	<u>Claimant Type</u>	<u>Claims Paid</u>	<u>Amount Paid</u>	<b>Payments in County</b> 
		Resident of County	18	\$192,500.00	
		Resident and Loss in County	1	\$100,000.00	
		Claim Loss in County	1	\$12,000.00	
<b>Totals:</b>	<b>20</b>	<b>\$304,500.00</b>			
<b>Rankin (Mississippi)</b>	<b>102</b>	<u>Claimant Type</u>	<u>Claims Paid</u>	<u>Amount Paid</u>	<b>Payments in County</b> 
		Resident of County	26	\$453,300.00	
		Claim Loss in County	1	\$2,000.00	
<b>Totals:</b>	<b>27</b>	<b>\$455,300.00</b>			
<b>Scott (Mississippi)</b>	<b>24</b>	<u>Claimant Type</u>	<u>Claims Paid</u>	<u>Amount Paid</u>	<b>Payments in County</b> 
		Resident of County	7	\$68,700.00	
<b>Totals:</b>	<b>7</b>	<b>\$68,700.00</b>			
<b>Sharkey (Mississippi)</b>	<b>1</b>	<u>Claimant Type</u>	<u>Claims Paid</u>	<u>Amount Paid</u>	<b>Payments in County</b> 
		Resident of County	1	\$4,800.00	
<b>Totals:</b>	<b>1</b>	<b>\$4,800.00</b>			








## GCCF Program Statistics - Overall Summary

(as of November 9, 2010, 5:05 PM ET)

County (Mississippi)	Total Claims	Claimant Type	Claims Paid	Amount Paid	Payments in County
<b>Simpson</b> (Mississippi)	<b>47</b>	<u>Claimant Type</u>	<u>Claims Paid</u>	<u>Amount Paid</u>	<b>Payments in County</b>  <ul style="list-style-type: none"> <li><span style="color: green;">■</span> Resident</li> <li><span style="color: lightgreen;">■</span> Both</li> </ul>
		Resident of County	4	\$42,700.00	
		Resident and Loss in County	1	\$30,800.00	
		<b>Totals:</b>	<b>5</b>	<b>\$73,500.00</b>	
<b>Stone</b> (Mississippi)	<b>646</b>	<u>Claimant Type</u>	<u>Claims Paid</u>	<u>Amount Paid</u>	<b>Payments in County</b>  <ul style="list-style-type: none"> <li><span style="color: green;">■</span> Resident</li> <li><span style="color: lightgreen;">■</span> Loss</li> <li><span style="color: blue;">■</span> Both</li> </ul>
		Resident of County	88	\$1,379,000.00	
		Resident and Loss in County	19	\$722,700.00	
		Claim Loss in County	6	\$89,000.00	
<b>Totals:</b>	<b>113</b>	<b>\$2,190,700.00</b>			
<b>Sunflower</b> (Mississippi)	<b>16</b>	<u>Claimant Type</u>	<u>Claims Paid</u>	<u>Amount Paid</u>	<b>Payments in County</b>  <ul style="list-style-type: none"> <li><span style="color: green;">■</span> Resident</li> </ul>
		Resident of County	3	\$26,800.00	
		<b>Totals:</b>	<b>3</b>	<b>\$26,800.00</b>	
<b>Tishomingo</b> (Mississippi)	<b>2</b>	<u>Claimant Type</u>	<u>Claims Paid</u>	<u>Amount Paid</u>	<b>Payments in County</b>  <ul style="list-style-type: none"> <li><span style="color: green;">■</span> Resident</li> </ul>
		Resident of County	1	\$2,100.00	
		<b>Totals:</b>	<b>1</b>	<b>\$2,100.00</b>	
<b>Unknown</b> (Mississippi)	<b>112</b>	<u>Claimant Type</u>	<u>Claims Paid</u>	<u>Amount Paid</u>	<b>Payments in County</b>  <ul style="list-style-type: none"> <li><span style="color: green;">■</span> Resident</li> </ul>
		Resident of County	16	\$253,700.00	
		<b>Totals:</b>	<b>16</b>	<b>\$253,700.00</b>	

## GCCF Program Statistics - Overall Summary (as of November 9, 2010, 5:05 PM ET)

County (Mississippi)	Total Claims	Claimant Type	Claims Paid	Amount Paid	Payments in County
<b>Walthall (Mississippi)</b>	<b>67</b>	<u>Claimant Type</u>	<u>Claims Paid</u>	<u>Amount Paid</u>	<b>Payments in County</b>  <ul style="list-style-type: none"> <li><span style="color: green;">■</span> Resident</li> </ul>
		Resident of County	1	\$19,400.00	
		<b>Totals:</b>	<b>1</b>	<b>\$19,400.00</b>	
<b>Warren (Mississippi)</b>	<b>25</b>	<u>Claimant Type</u>	<u>Claims Paid</u>	<u>Amount Paid</u>	<b>Payments in County</b>  <ul style="list-style-type: none"> <li><span style="color: green;">■</span> Resident</li> </ul>
		Resident of County	6	\$45,900.00	
		<b>Totals:</b>	<b>6</b>	<b>\$45,900.00</b>	
<b>Washington (Mississippi)</b>	<b>19</b>	<u>Claimant Type</u>	<u>Claims Paid</u>	<u>Amount Paid</u>	<b>Payments in County</b>  <ul style="list-style-type: none"> <li><span style="color: green;">■</span> Resident</li> <li><span style="color: lightgreen;">■</span> Both</li> </ul>
		Resident of County	3	\$9,600.00	
		Resident and Loss in County	1	\$2,200.00	
		<b>Totals:</b>	<b>4</b>	<b>\$11,800.00</b>	
<b>Wayne (Mississippi)</b>	<b>119</b>	<u>Claimant Type</u>	<u>Claims Paid</u>	<u>Amount Paid</u>	<b>Payments in County</b>  <ul style="list-style-type: none"> <li><span style="color: green;">■</span> Resident</li> <li><span style="color: lightgreen;">■</span> Loss</li> <li><span style="color: blue;">■</span> Both</li> </ul>
		Resident of County	4	\$95,800.00	
		Resident and Loss in County	3	\$86,600.00	
		Claim Loss in County	1	\$5,900.00	
		<b>Totals:</b>	<b>8</b>	<b>\$188,300.00</b>	
<b>Webster (Mississippi)</b>	<b>2</b>	<u>Claimant Type</u>	<u>Claims Paid</u>	<u>Amount Paid</u>	<b>Payments in County</b>  <ul style="list-style-type: none"> <li><span style="color: green;">■</span> Resident</li> </ul>
		Resident of County	1	\$3,000.00	
		<b>Totals:</b>	<b>1</b>	<b>\$3,000.00</b>	

## GCCF Program Statistics - Overall Summary (as of November 9, 2010, 5:05 PM ET)



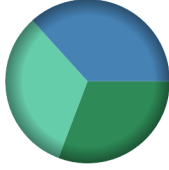

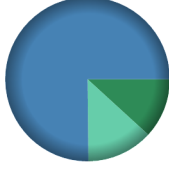
County	Total Claims	Claimant Type	Claims Paid	Amount Paid	Payments in County
<b>Wilkinson (Mississippi)</b>	<b>20</b>	<u>Claimant Type</u>	<u>Claims Paid</u>	<u>Amount Paid</u>	<b>Payments in County</b>  <ul style="list-style-type: none"> <li>Resident</li> </ul>
		Resident of County	2	\$10,800.00	
		<b>Totals:</b>	<b>2</b>	<b>\$10,800.00</b>	
<b>Winston (Mississippi)</b>	<b>27</b>	<u>Claimant Type</u>	<u>Claims Paid</u>	<u>Amount Paid</u>	<b>Payments in County</b>  <ul style="list-style-type: none"> <li>Resident</li> </ul>
		Resident of County	2	\$8,500.00	
		<b>Totals:</b>	<b>2</b>	<b>\$8,500.00</b>	
<b>Yazoo (Mississippi)</b>	<b>6</b>	<u>Claimant Type</u>	<u>Claims Paid</u>	<u>Amount Paid</u>	<b>Payments in County</b>  <ul style="list-style-type: none"> <li>Resident</li> <li>Loss</li> </ul>
		Resident of County	1	\$3,300.00	
		Claim Loss in County	1	\$74,400.00	
<b>Totals:</b>	<b>2</b>	<b>\$77,700.00</b>			
<b>Anderson (Texas)</b>	<b>4</b>	<u>Claimant Type</u>	<u>Claims Paid</u>	<u>Amount Paid</u>	<b>Payments in County</b>  <ul style="list-style-type: none"> <li>Resident</li> </ul>
		Resident of County	1	\$3,300.00	
		<b>Totals:</b>	<b>1</b>	<b>\$3,300.00</b>	
<b>Angelina (Texas)</b>	<b>10</b>	<u>Claimant Type</u>	<u>Claims Paid</u>	<u>Amount Paid</u>	<b>Payments in County</b>  <ul style="list-style-type: none"> <li>Resident</li> </ul>
		Resident of County	1	\$6,500.00	
		<b>Totals:</b>	<b>1</b>	<b>\$6,500.00</b>	

## GCCF Program Statistics - Overall Summary (as of November 9, 2010, 5:05 PM ET)




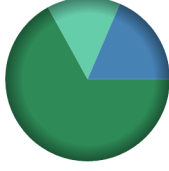
County (Texas)	Total Claims	Claimant Type	Claims Paid	Amount Paid	Payments in County
<b>Aransas (Texas)</b>	<b>58</b>	<u>Claimant Type</u>	<u>Claims Paid</u>	<u>Amount Paid</u>	
		Resident and Loss in County	10	\$157,300.00	
		Claim Loss in County	5	\$42,600.00	
		<b>Totals:</b>	<b>15</b>	<b>\$199,900.00</b>	
<b>Bay (Texas)</b>	<b>1</b>	<u>Claimant Type</u>	<u>Claims Paid</u>	<u>Amount Paid</u>	
		Claim Loss in County	1	\$30,100.00	
		<b>Totals:</b>	<b>1</b>	<b>\$30,100.00</b>	
		<b>Bexar (Texas)</b>	<b>101</b>	<u>Claimant Type</u>	
Resident of County	17			\$224,400.00	
Resident and Loss in County	2			\$182,000.00	
<b>Totals:</b>	<b>19</b>			<b>\$406,400.00</b>	
<b>Bowie (Texas)</b>	<b>5</b>	<u>Claimant Type</u>	<u>Claims Paid</u>	<u>Amount Paid</u>	
		Resident of County	1	\$2,600.00	
		<b>Totals:</b>	<b>1</b>	<b>\$2,600.00</b>	
		<b>Brazoria (Texas)</b>	<b>153</b>	<u>Claimant Type</u>	
Resident of County	12			\$295,300.00	
Resident and Loss in County	22			\$927,600.00	
Claim Loss in County	29			\$477,000.00	
<b>Totals:</b>	<b>63</b>			<b>\$1,699,900.00</b>	

## GCCF Program Statistics - Overall Summary

(as of November 9, 2010, 5:05 PM ET)






County (Texas)	Total Claims	Claimant Type	Claims Paid	Amount Paid	Payments in County
<b>Brazos (Texas)</b>	<b>9</b>	<u>Claimant Type</u>	<u>Claims Paid</u>	<u>Amount Paid</u>	<b>Payments in County</b>  <ul style="list-style-type: none"> <li>Resident</li> </ul>
		Resident of County	1	\$18,000.00	
		<b>Totals:</b>	<b>1</b>	<b>\$18,000.00</b>	
<b>Brown (Texas)</b>	<b>1</b>	<u>Claimant Type</u>	<u>Claims Paid</u>	<u>Amount Paid</u>	<b>Payments in County</b>  <ul style="list-style-type: none"> <li>Resident</li> </ul>
		Resident of County	1	\$8,600.00	
		<b>Totals:</b>	<b>1</b>	<b>\$8,600.00</b>	
<b>Calhoun (Texas)</b>	<b>116</b>	<u>Claimant Type</u>	<u>Claims Paid</u>	<u>Amount Paid</u>	<b>Payments in County</b>  <ul style="list-style-type: none"> <li>Resident</li> <li>Loss</li> <li>Both</li> </ul>
		Resident of County	8	\$378,100.00	
		Resident and Loss in County	6	\$451,100.00	
		Claim Loss in County	23	\$400,100.00	
		<b>Totals:</b>	<b>37</b>	<b>\$1,229,300.00</b>	
<b>Cameron (Texas)</b>	<b>276</b>	<u>Claimant Type</u>	<u>Claims Paid</u>	<u>Amount Paid</u>	<b>Payments in County</b>  <ul style="list-style-type: none"> <li>Resident</li> <li>Both</li> </ul>
		Resident of County	9	\$236,800.00	
		Resident and Loss in County	39	\$1,024,200.00	
		<b>Totals:</b>	<b>48</b>	<b>\$1,261,000.00</b>	
<b>Chambers (Texas)</b>	<b>50</b>	<u>Claimant Type</u>	<u>Claims Paid</u>	<u>Amount Paid</u>	<b>Payments in County</b>  <ul style="list-style-type: none"> <li>Resident</li> <li>Loss</li> <li>Both</li> </ul>
		Resident of County	4	\$111,000.00	
		Resident and Loss in County	18	\$706,700.00	
		Claim Loss in County	6	\$122,500.00	
		<b>Totals:</b>	<b>28</b>	<b>\$940,200.00</b>	

## GCCF Program Statistics - Overall Summary (as of November 9, 2010, 5:05 PM ET)

County (Texas)	Total Claims	Claimant Type	Claims Paid	Amount Paid	Payments in County
Cherokee (Texas)	4	<u>Claimant Type</u>	<u>Claims Paid</u>	<u>Amount Paid</u>	Payments in County  <ul style="list-style-type: none"> <li>Resident</li> </ul>
		Resident of County	1	\$1,700.00	
		<b>Totals:</b>	<b>1</b>	<b>\$1,700.00</b>	
Collin (Texas)	87	<u>Claimant Type</u>	<u>Claims Paid</u>	<u>Amount Paid</u>	Payments in County  <ul style="list-style-type: none"> <li>Resident</li> <li>Loss</li> </ul>
		Resident of County	32	\$377,400.00	
		Claim Loss in County	3	\$102,100.00	
<b>Totals:</b>	<b>35</b>	<b>\$479,500.00</b>			
Colorado (Texas)	4	<u>Claimant Type</u>	<u>Claims Paid</u>	<u>Amount Paid</u>	Payments in County  <ul style="list-style-type: none"> <li>Resident</li> </ul>
		Resident of County	1	\$36,000.00	
		<b>Totals:</b>	<b>1</b>	<b>\$36,000.00</b>	
Comal (Texas)	15	<u>Claimant Type</u>	<u>Claims Paid</u>	<u>Amount Paid</u>	Payments in County  <ul style="list-style-type: none"> <li>Resident</li> </ul>
		Resident of County	8	\$181,600.00	
		<b>Totals:</b>	<b>8</b>	<b>\$181,600.00</b>	
Dallas (Texas)	330	<u>Claimant Type</u>	<u>Claims Paid</u>	<u>Amount Paid</u>	Payments in County  <ul style="list-style-type: none"> <li>Resident</li> <li>Loss</li> <li>Both</li> </ul>
		Resident of County	41	\$525,900.00	
		Resident and Loss in County	2	\$145,500.00	
		Claim Loss in County	8	\$113,500.00	
<b>Totals:</b>	<b>51</b>	<b>\$784,900.00</b>			

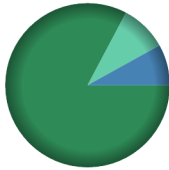
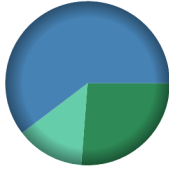
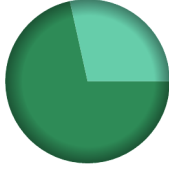


## GCCF Program Statistics - Overall Summary

(as of November 9, 2010, 5:05 PM ET)

County (Texas)	Total Claims	Claimant Type	Claims Paid	Amount Paid	Payments in County
Denton (Texas)	40	<u>Claimant Type</u>	<u>Claims Paid</u>	<u>Amount Paid</u>	Payments in County  Resident
		Resident of County	11	\$92,200.00	
		<b>Totals:</b>	<b>11</b>	<b>\$92,200.00</b>	
Ector (Texas)	2	<u>Claimant Type</u>	<u>Claims Paid</u>	<u>Amount Paid</u>	Payments in County  Resident
		Resident of County	1	\$1,500.00	
		<b>Totals:</b>	<b>1</b>	<b>\$1,500.00</b>	
El Paso (Texas)	7	<u>Claimant Type</u>	<u>Claims Paid</u>	<u>Amount Paid</u>	Payments in County  Resident
		Resident of County	1	\$3,700.00	
		<b>Totals:</b>	<b>1</b>	<b>\$3,700.00</b>	
Ellis (Texas)	9	<u>Claimant Type</u>	<u>Claims Paid</u>	<u>Amount Paid</u>	Payments in County  Resident
		Resident of County	1	\$25,000.00	
		<b>Totals:</b>	<b>1</b>	<b>\$25,000.00</b>	
Foard (Texas)	1	<u>Claimant Type</u>	<u>Claims Paid</u>	<u>Amount Paid</u>	Payments in County  Resident
		Resident of County	1	\$13,000.00	
		<b>Totals:</b>	<b>1</b>	<b>\$13,000.00</b>	


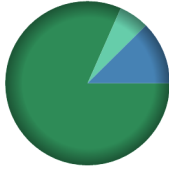


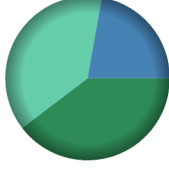
## GCCF Program Statistics - Overall Summary

(as of November 9, 2010, 5:05 PM ET)




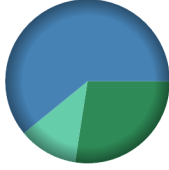

County	Total Claims	Claimant Type	Claims Paid	Amount Paid	Payments in County
<b>Fort Bend (Texas)</b>	<b>181</b>	<u>Claimant Type</u>	<u>Claims Paid</u>	<u>Amount Paid</u>	<b>Payments in County</b>  <ul style="list-style-type: none"> <li><span style="color: green;">■</span> Resident</li> <li><span style="color: lightgreen;">■</span> Loss</li> <li><span style="color: blue;">■</span> Both</li> </ul>
		Resident of County	31	\$1,325,600.00	
		Resident and Loss in County	7	\$129,300.00	
		Claim Loss in County	6	\$147,300.00	
<b>Totals:</b>	<b>44</b>	<b>\$1,602,200.00</b>			
<b>Galveston (Texas)</b>	<b>1,138</b>	<u>Claimant Type</u>	<u>Claims Paid</u>	<u>Amount Paid</u>	<b>Payments in County</b>  <ul style="list-style-type: none"> <li><span style="color: green;">■</span> Resident</li> <li><span style="color: lightgreen;">■</span> Loss</li> <li><span style="color: blue;">■</span> Both</li> </ul>
		Resident of County	124	\$3,567,600.00	
		Resident and Loss in County	348	\$8,212,100.00	
		Claim Loss in County	111	\$1,831,500.00	
<b>Totals:</b>	<b>583</b>	<b>\$13,611,200.00</b>			
<b>Grayson (Texas)</b>	<b>4</b>	<u>Claimant Type</u>	<u>Claims Paid</u>	<u>Amount Paid</u>	<b>Payments in County</b>  <ul style="list-style-type: none"> <li><span style="color: green;">■</span> Resident</li> <li><span style="color: lightgreen;">■</span> Loss</li> </ul>
		Resident of County	1	\$8,300.00	
		Claim Loss in County	1	\$3,300.00	
<b>Totals:</b>	<b>2</b>	<b>\$11,600.00</b>			
<b>Gregg (Texas)</b>	<b>6</b>	<u>Claimant Type</u>	<u>Claims Paid</u>	<u>Amount Paid</u>	<b>Payments in County</b>  <ul style="list-style-type: none"> <li><span style="color: green;">■</span> Resident</li> </ul>
		Resident of County	3	\$25,600.00	
<b>Totals:</b>	<b>3</b>	<b>\$25,600.00</b>			
<b>Guadalupe (Texas)</b>	<b>3</b>	<u>Claimant Type</u>	<u>Claims Paid</u>	<u>Amount Paid</u>	<b>Payments in County</b>  <ul style="list-style-type: none"> <li><span style="color: green;">■</span> Resident</li> </ul>
		Resident of County	2	\$42,600.00	
<b>Totals:</b>	<b>2</b>	<b>\$42,600.00</b>			








## GCCF Program Statistics - Overall Summary (as of November 9, 2010, 5:05 PM ET)

County (Texas)	Total Claims	Claimant Type	Claims Paid	Amount Paid	Payments in County	
<b>Hardin (Texas)</b>	<b>15</b>	<u>Claimant Type</u>	<u>Claims Paid</u>	<u>Amount Paid</u>	<b>Payments in County</b> 	
		Resident of County	1	\$7,200.00		Resident
		Resident and Loss in County	1	\$10,000.00		Both
		<b>Totals:</b>	<b>2</b>	<b>\$17,200.00</b>		
<b>Harris (Texas)</b>	<b>2,451</b>	<u>Claimant Type</u>	<u>Claims Paid</u>	<u>Amount Paid</u>	<b>Payments in County</b> 	
		Resident of County	353	\$26,536,100.00		Resident
		Resident and Loss in County	142	\$4,045,600.00		Loss
		Claim Loss in County	104	\$1,929,500.00		Both
<b>Totals:</b>	<b>599</b>	<b>\$32,511,200.00</b>				
<b>Harrison (Texas)</b>	<b>2</b>	<u>Claimant Type</u>	<u>Claims Paid</u>	<u>Amount Paid</u>	<b>Payments in County</b> 	
		Resident of County	1	\$10,400.00		Resident
		<b>Totals:</b>	<b>1</b>	<b>\$10,400.00</b>		
<b>Hays (Texas)</b>	<b>8</b>	<u>Claimant Type</u>	<u>Claims Paid</u>	<u>Amount Paid</u>	<b>Payments in County</b> 	
		Resident of County	2	\$41,300.00		Resident
		<b>Totals:</b>	<b>2</b>	<b>\$41,300.00</b>		
<b>Hidalgo (Texas)</b>	<b>53</b>	<u>Claimant Type</u>	<u>Claims Paid</u>	<u>Amount Paid</u>	<b>Payments in County</b> 	
		Resident of County	3	\$10,700.00		Resident
		Resident and Loss in County	1	\$6,000.00		Loss
		Claim Loss in County	1	\$10,300.00		Both
<b>Totals:</b>	<b>5</b>	<b>\$27,000.00</b>				




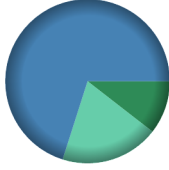

## GCCF Program Statistics - Overall Summary (as of November 9, 2010, 5:05 PM ET)

Hill (Texas)	2	<u>Claimant Type</u>	<u>Claims Paid</u>	<u>Amount Paid</u>	Payments in County
		Resident of County	1	\$21,600.00	 <ul style="list-style-type: none"> <li>Resident</li> </ul>
		<b>Totals:</b>	<b>1</b>	<b>\$21,600.00</b>	
<b>Hopkins (Texas)</b>	<b>3</b>	<u>Claimant Type</u>	<u>Claims Paid</u>	<u>Amount Paid</u>	Payments in County
		Resident of County	1	\$9,700.00	 <ul style="list-style-type: none"> <li>Resident</li> </ul>
		<b>Totals:</b>	<b>1</b>	<b>\$9,700.00</b>	
<b>Jasper (Texas)</b>	<b>18</b>	<u>Claimant Type</u>	<u>Claims Paid</u>	<u>Amount Paid</u>	Payments in County
		Resident of County	5	\$190,700.00	 <ul style="list-style-type: none"> <li>Resident</li> </ul>
		<b>Totals:</b>	<b>5</b>	<b>\$190,700.00</b>	
<b>Jefferson (Texas)</b>	<b>1,257</b>	<u>Claimant Type</u>	<u>Claims Paid</u>	<u>Amount Paid</u>	Payments in County
		Resident of County	107	\$2,935,200.00	 <ul style="list-style-type: none"> <li>Resident</li> <li>Loss</li> <li>Both</li> </ul>
		Resident and Loss in County	278	\$6,517,600.00	
		Claim Loss in County	52	\$1,248,200.00	
		<b>Totals:</b>	<b>437</b>	<b>\$10,701,000.00</b>	
<b>Jim Hogg (Texas)</b>	<b>1</b>	<u>Claimant Type</u>	<u>Claims Paid</u>	<u>Amount Paid</u>	Payments in County
		Claim Loss in County	1	\$32,400.00	 <ul style="list-style-type: none"> <li>Loss</li> </ul>
		<b>Totals:</b>	<b>1</b>	<b>\$32,400.00</b>	

## GCCF Program Statistics - Overall Summary (as of November 9, 2010, 5:05 PM ET)


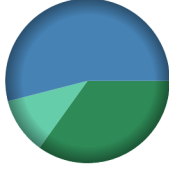
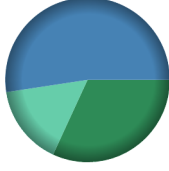
Claimant Name	Count	Claimant Type	Claims Paid	Amount Paid	Payments in County
Jim Wells (Texas)	1	Resident and Loss in County	1	\$79,900.00	 <span style="color: green;">■</span> Both
		<b>Totals:</b>	<b>1</b>	<b>\$79,900.00</b>	
Johnson (Texas)	13	Resident of County	4	\$131,000.00	 <span style="color: green;">■</span> Resident
		<b>Totals:</b>	<b>4</b>	<b>\$131,000.00</b>	
Kaufman (Texas)	6	Resident of County	1	\$11,600.00	 <span style="color: green;">■</span> Resident
		<b>Totals:</b>	<b>1</b>	<b>\$11,600.00</b>	
Kendall (Texas)	2	Resident of County	2	\$15,700.00	 <span style="color: green;">■</span> Resident
		<b>Totals:</b>	<b>2</b>	<b>\$15,700.00</b>	
Kleberg (Texas)	1	Resident of County	1	\$32,400.00	 <span style="color: green;">■</span> Resident
		<b>Totals:</b>	<b>1</b>	<b>\$32,400.00</b>	

## GCCF Program Statistics - Overall Summary (as of November 9, 2010, 5:05 PM ET)

County (Texas)	Total Claims	Claimant Type	Claims Paid	Amount Paid	Payments in County
Lamar (Texas)	1	<u>Claimant Type</u>	<u>Claims Paid</u>	<u>Amount Paid</u>	Payments in County  <ul style="list-style-type: none"> <li>Resident</li> </ul>
		Resident of County	1	\$3,200.00	
		<b>Totals:</b>	<b>1</b>	<b>\$3,200.00</b>	
Liberty (Texas)	13	<u>Claimant Type</u>	<u>Claims Paid</u>	<u>Amount Paid</u>	Payments in County  <ul style="list-style-type: none"> <li>Resident</li> <li>Both</li> </ul>
		Resident of County	2	\$31,400.00	
		Resident and Loss in County	2	\$105,000.00	
<b>Totals:</b>	<b>4</b>	<b>\$136,400.00</b>			
Lubbock (Texas)	5	<u>Claimant Type</u>	<u>Claims Paid</u>	<u>Amount Paid</u>	Payments in County  <ul style="list-style-type: none"> <li>Resident</li> </ul>
		Resident of County	1	\$3,400.00	
		<b>Totals:</b>	<b>1</b>	<b>\$3,400.00</b>	
Matagorda (Texas)	245	<u>Claimant Type</u>	<u>Claims Paid</u>	<u>Amount Paid</u>	Payments in County  <ul style="list-style-type: none"> <li>Resident</li> <li>Loss</li> <li>Both</li> </ul>
		Resident of County	13	\$438,100.00	
		Resident and Loss in County	69	\$2,916,600.00	
Claim Loss in County	11	\$806,400.00			
<b>Totals:</b>	<b>93</b>	<b>\$4,161,100.00</b>			
McLennan (Texas)	15	<u>Claimant Type</u>	<u>Claims Paid</u>	<u>Amount Paid</u>	Payments in County  <ul style="list-style-type: none"> <li>Resident</li> </ul>
		Resident of County	10	\$196,100.00	
		<b>Totals:</b>	<b>10</b>	<b>\$196,100.00</b>	

## GCCF Program Statistics - Overall Summary

(as of November 9, 2010, 5:05 PM ET)





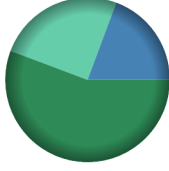
County (Texas)	Total Claims	Claimant Type	Claims Paid	Amount Paid	Payments in County
Milam (Texas)	1	<u>Claimant Type</u>	<u>Claims Paid</u>	<u>Amount Paid</u>	Payments in County  <ul style="list-style-type: none"> <li>Resident</li> </ul>
		Resident of County	1	\$5,800.00	
		<b>Totals:</b>	<b>1</b>	<b>\$5,800.00</b>	
		Montgomery (Texas)	120	<u>Claimant Type</u>	
Resident of County	21			\$400,300.00	
Resident and Loss in County	2			\$70,700.00	
<b>Totals:</b>	<b>23</b>			<b>\$471,000.00</b>	
Nacogdoches (Texas)	18	<u>Claimant Type</u>	<u>Claims Paid</u>	<u>Amount Paid</u>	Payments in County  <ul style="list-style-type: none"> <li>Resident</li> <li>Loss</li> </ul>
		Resident of County	1	\$41,600.00	
		Claim Loss in County	4	\$250,400.00	
		<b>Totals:</b>	<b>5</b>	<b>\$292,000.00</b>	
Nueces (Texas)	72	<u>Claimant Type</u>	<u>Claims Paid</u>	<u>Amount Paid</u>	Payments in County  <ul style="list-style-type: none"> <li>Resident</li> <li>Loss</li> <li>Both</li> </ul>
		Resident of County	3	\$47,800.00	
		Resident and Loss in County	3	\$73,900.00	
		Claim Loss in County	1	\$15,200.00	
<b>Totals:</b>	<b>7</b>	<b>\$136,900.00</b>			
Orange (Texas)	160	<u>Claimant Type</u>	<u>Claims Paid</u>	<u>Amount Paid</u>	Payments in County  <ul style="list-style-type: none"> <li>Resident</li> <li>Loss</li> <li>Both</li> </ul>
		Resident of County	20	\$258,600.00	
		Resident and Loss in County	17	\$424,900.00	
		Claim Loss in County	5	\$127,500.00	
<b>Totals:</b>	<b>42</b>	<b>\$811,000.00</b>			

## GCCF Program Statistics - Overall Summary (as of November 9, 2010, 5:05 PM ET)

County (Texas)	Total Claims	Claimant Type	Claims Paid	Amount Paid	Payments in County
Parker (Texas)	4	<u>Claimant Type</u>	<u>Claims Paid</u>	<u>Amount Paid</u>	Payments in County  Resident
		Resident of County	2	\$17,300.00	
		<b>Totals:</b>	<b>2</b>	<b>\$17,300.00</b>	
Polk (Texas)	6	<u>Claimant Type</u>	<u>Claims Paid</u>	<u>Amount Paid</u>	Payments in County  Resident
		Resident of County	2	\$81,700.00	
		<b>Totals:</b>	<b>2</b>	<b>\$81,700.00</b>	
Presidio (Texas)	2	<u>Claimant Type</u>	<u>Claims Paid</u>	<u>Amount Paid</u>	Payments in County  Resident
		Resident of County	2	\$3,900.00	
		<b>Totals:</b>	<b>2</b>	<b>\$3,900.00</b>	
Refugio (Texas)	1	<u>Claimant Type</u>	<u>Claims Paid</u>	<u>Amount Paid</u>	Payments in County  Resident
		Resident of County	1	\$26,900.00	
		<b>Totals:</b>	<b>1</b>	<b>\$26,900.00</b>	
Rockwall (Texas)	6	<u>Claimant Type</u>	<u>Claims Paid</u>	<u>Amount Paid</u>	Payments in County  Resident
		Resident of County	3	\$46,500.00	
		<b>Totals:</b>	<b>3</b>	<b>\$46,500.00</b>	

## GCCF Program Statistics - Overall Summary

(as of November 9, 2010, 5:05 PM ET)

County (Texas)	Total Claims	Claimant Type	Claims Paid	Amount Paid	Payments in County
Sabine (Texas)	3	<u>Claimant Type</u>	<u>Claims Paid</u>	<u>Amount Paid</u>	Payments in County  <ul style="list-style-type: none"> <li>Resident</li> </ul>
		Resident of County	1	\$40,000.00	
		<b>Totals:</b>	<b>1</b>	<b>\$40,000.00</b>	
San Jacinto (Texas)	6	<u>Claimant Type</u>	<u>Claims Paid</u>	<u>Amount Paid</u>	Payments in County  <ul style="list-style-type: none"> <li>Resident</li> <li>Loss</li> </ul>
		Resident of County	2	\$44,600.00	
		Claim Loss in County	1	\$30,000.00	
<b>Totals:</b>	<b>3</b>	<b>\$74,600.00</b>			
San Patricio (Texas)	47	<u>Claimant Type</u>	<u>Claims Paid</u>	<u>Amount Paid</u>	Payments in County  <ul style="list-style-type: none"> <li>Resident</li> <li>Both</li> </ul>
		Resident of County	1	\$1,000.00	
		Resident and Loss in County	6	\$140,400.00	
<b>Totals:</b>	<b>7</b>	<b>\$141,400.00</b>			
Smith (Texas)	6	<u>Claimant Type</u>	<u>Claims Paid</u>	<u>Amount Paid</u>	Payments in County  <ul style="list-style-type: none"> <li>Resident</li> </ul>
		Resident of County	1	\$35,200.00	
		<b>Totals:</b>	<b>1</b>	<b>\$35,200.00</b>	
Tarrant (Texas)	211	<u>Claimant Type</u>	<u>Claims Paid</u>	<u>Amount Paid</u>	Payments in County  <ul style="list-style-type: none"> <li>Resident</li> <li>Loss</li> <li>Both</li> </ul>
		Resident of County	50	\$1,013,200.00	
		Resident and Loss in County	4	\$351,100.00	
		Claim Loss in County	7	\$453,500.00	
<b>Totals:</b>	<b>61</b>	<b>\$1,817,800.00</b>			

## GCCF Program Statistics - Overall Summary

(as of November 9, 2010, 5:05 PM ET)

County (Texas)	Total Claims	Claimant Type	Claims Paid	Amount Paid	Payments in County
Travis (Texas)	79	<u>Claimant Type</u>	<u>Claims Paid</u>	<u>Amount Paid</u>	<p>Resident Both</p>
		Resident of County	12	\$135,500.00	
		Resident and Loss in County	1	\$15,000.00	
		<b>Totals:</b>	<b>13</b>	<b>\$150,500.00</b>	
Tyler (Texas)	4	<u>Claimant Type</u>	<u>Claims Paid</u>	<u>Amount Paid</u>	<p>Resident</p>
		Resident of County	3	\$28,000.00	
		<b>Totals:</b>	<b>3</b>	<b>\$28,000.00</b>	
		<b>Totals:</b>	<b>3</b>	<b>\$28,000.00</b>	
Unknown (Texas)	18	<u>Claimant Type</u>	<u>Claims Paid</u>	<u>Amount Paid</u>	<p>Resident</p>
		Resident of County	2	\$86,000.00	
		<b>Totals:</b>	<b>2</b>	<b>\$86,000.00</b>	
		<b>Totals:</b>	<b>2</b>	<b>\$86,000.00</b>	
Vermilion (Texas)	2	<u>Claimant Type</u>	<u>Claims Paid</u>	<u>Amount Paid</u>	<p>Loss</p>
		Claim Loss in County	2	\$42,500.00	
		<b>Totals:</b>	<b>2</b>	<b>\$42,500.00</b>	
		<b>Totals:</b>	<b>2</b>	<b>\$42,500.00</b>	
Victoria (Texas)	12	<u>Claimant Type</u>	<u>Claims Paid</u>	<u>Amount Paid</u>	<p>Resident Loss</p>
		Resident of County	3	\$44,700.00	
		Claim Loss in County	1	\$6,900.00	
		<b>Totals:</b>	<b>4</b>	<b>\$51,600.00</b>	



## GCCF Program Statistics - Overall Summary

(as of November 9, 2010, 5:05 PM ET)

County (Texas)	Total Claims	Claimant Type	Claims Paid	Amount Paid	Payments in County
Waller (Texas)	5	Resident of County	1	\$24,500.00	 <span style="color: green;">■</span> Resident
		<b>Totals:</b>	<b>1</b>	<b>\$24,500.00</b>	
Webb (Texas)	3	Resident of County	1	\$23,800.00	 <span style="color: green;">■</span> Resident
		<b>Totals:</b>	<b>1</b>	<b>\$23,800.00</b>	
Wichita (Texas)	4	Resident of County	1	\$2,700.00	 <span style="color: green;">■</span> Resident
		<b>Totals:</b>	<b>1</b>	<b>\$2,700.00</b>	
Williamson (Texas)	21	Resident of County	6	\$64,000.00	 <span style="color: green;">■</span> Resident
		<b>Totals:</b>	<b>6</b>	<b>\$64,000.00</b>	
Wise (Texas)	1	Resident of County	1	\$7,600.00	 <span style="color: green;">■</span> Resident
		<b>Totals:</b>	<b>1</b>	<b>\$7,600.00</b>	