

GCCF Program Statistics - Overall Summary (as of November 08, 2010, 5:05 PM ET)

| Claimant Status | No. of Claimants |
|---|------------------|
| TOTAL GCCF Claimants to Date <i>(Claimants may have one or more Claim Type)</i> | 357,494 |
| 1. Claimants Paid and Approved for Payment | 103,196 |
| 2. Claimants Requiring Additional Information or Documentation <i>(Claimants providing no documentation: 86,845)</i> | 151,045 |
| 3. Claimants Referred to Government, Moratorium and Real Estate funds | 458 |
| 4. Denied Claimants | 38,979 |
| 5. Claimants Under Review (Emergency Advance Payment) | 56,308 |
| 6. Claimants Under Review (for Final Claim only) | 7,508 |

| Claimants <i>(Claimants may have one or more Claim Type)</i> | No. of Claimants |
|---|------------------|
| 1. Individual* | 300,637 |
| 2. Business* | 56,857 |
| <i>*Individual v. Business classification is subject to change.</i> | |
| <i>Represented Claimants: 7,629</i> | |
| Total to Date | 357,494 |

| Claims by Emergency Or Final Payment | No. of Claims Paid or Approved for Payment | No. of Claims Paid | Amount Paid |
|---|--|--------------------|----------------------------|
| 1. Emergency Advance Payment (One Month) | 9,856 | 9,813 | \$ 92,358,675.88 |
| 2. Emergency Advance Payment (Six Months) | 93,624 | 91,922 | \$ 1,634,556,315.00 |
| Sub-Total to Date | 103,480 | 101,735 | \$ 1,726,914,990.88 |

| | | | |
|--|--|--|----------------------------|
| Separate Fund for Real Estate Brokers and Agents | | | \$ 34,500,000.00 |
| Total to Date | | | \$ 1,761,414,990.88 |

| Claims by Category <i>(includes Individual and Business)</i> | No. of Claims Paid | Amount Paid |
|---|--------------------|----------------------------|
| 1. Removal and Clean Up Costs | 0 | \$ - |
| 2. Real or Personal Property | 72 | \$ 554,363.38 |
| 3. Lost Earnings or Profits | 101,640 | \$ 1,726,333,291.00 |
| 4. Loss of Subsistence Use of Natural Resources | 5 | \$ 13,000.00 |
| 5. Physical Injury / Death | 18 | \$ 14,336.50 |
| Total to Date | 101,735 | \$ 1,726,914,990.88 |

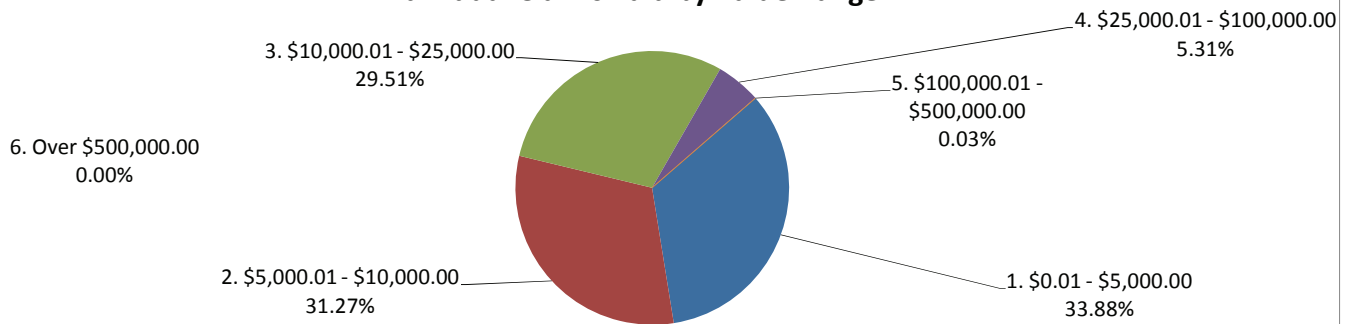
| Claims by Type | No. of Claims Paid | No. of Claims Paid where Claimant Participated in BP Claims Process | No. of Claims Paid for new Claimants | Total Amount Paid |
|----------------------|--------------------|---|--------------------------------------|----------------------------|
| 1. Individual | 73,346 | 23,358 | 49,988 | \$ 723,744,114.88 |
| 2. Business | 28,389 | 21,319 | 7,070 | \$ 1,003,170,876.00 |
| Total to Date | 101,735 | 44,677 | 57,058 | \$ 1,726,914,990.88 |

GCCF Program Statistics - Overall Summary
(as of November 08, 2010, 5:05 PM ET)

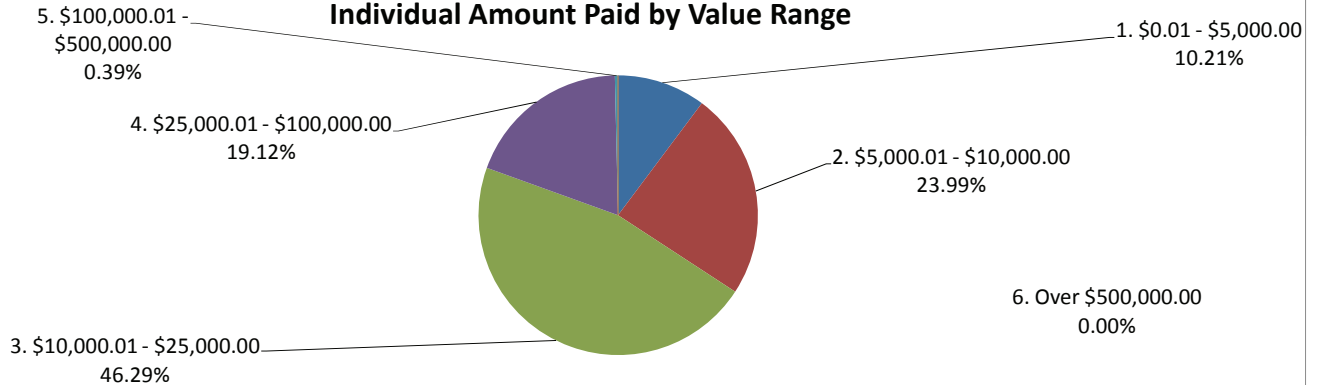
Individual Claims by Amount
(Claimants may have more than one Claim Type)

| Claims by Amount | No. of Claims Paid | Amount Paid |
|--------------------------------|--------------------|--------------------------|
| 1. \$0.01 - \$5,000.00 | 24,847 | \$ 73,913,736.50 |
| 2. \$5,000.01 - \$10,000.00 | 22,937 | \$ 173,638,400.00 |
| 3. \$10,000.01 - \$25,000.00 | 21,647 | \$ 334,992,650.00 |
| 4. \$25,000.01 - \$100,000.00 | 3,893 | \$ 138,351,428.38 |
| 5. \$100,000.01 - \$500,000.00 | 22 | \$ 2,847,900.00 |
| 6. Over \$500,000.00 | 0 | \$ - |
| Total to Date | 73,346 | \$ 723,744,114.88 |

Individual Claims Paid by Value Range



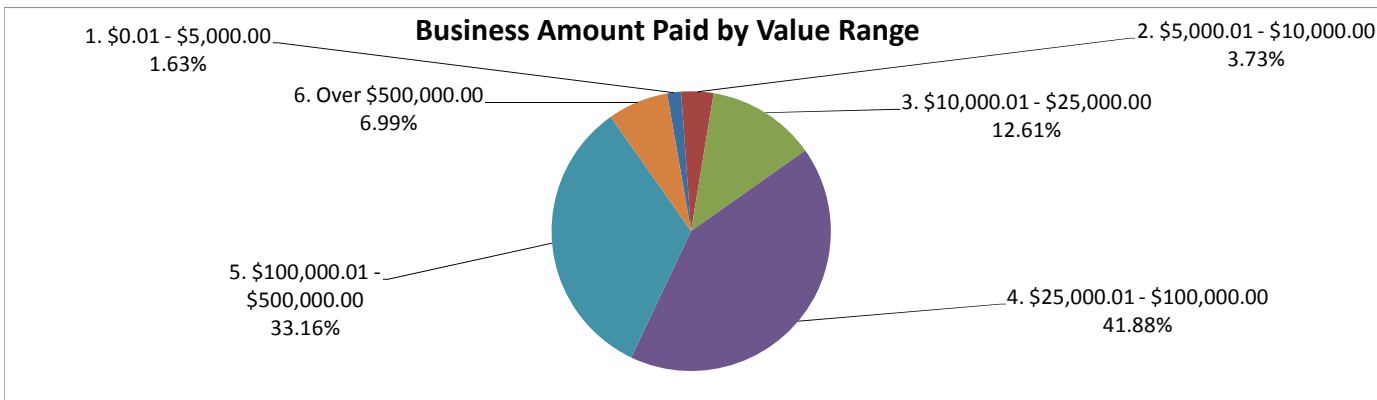
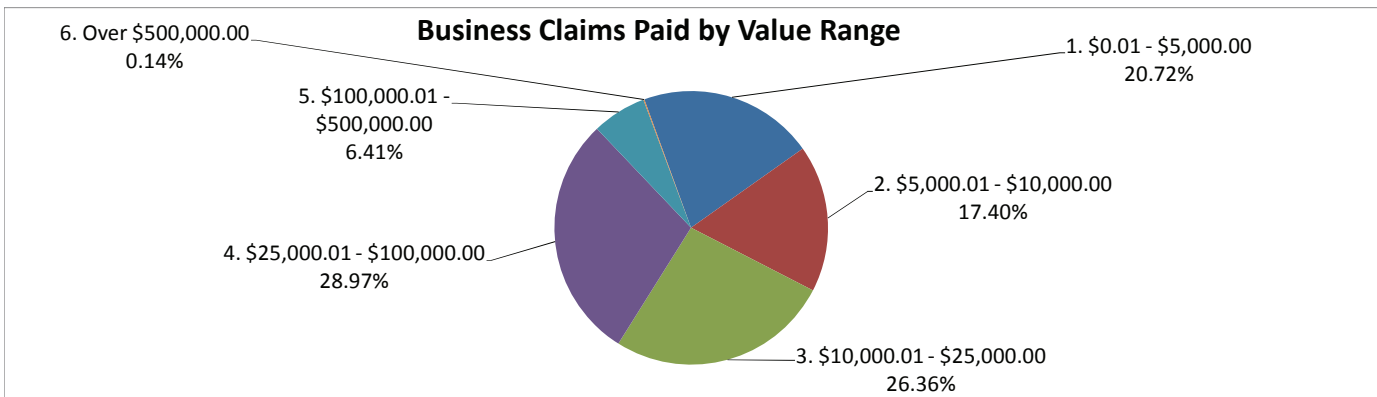
Individual Amount Paid by Value Range



GCCF Program Statistics - Overall Summary
(as of November 08, 2010, 5:05 PM ET)

Business Claims by Amount
(Claimants may have more than one Claim Type)

| Claims by Amount | No. of Claims Paid | Amount Paid |
|--------------------------------|--------------------|----------------------------|
| 1. \$0.01 - \$5,000.00 | 5881 | \$ 16,331,900.00 |
| 2. \$5,000.01 - \$10,000.00 | 4941 | \$ 37,403,600.00 |
| 3. \$10,000.01 - \$25,000.00 | 7484 | \$ 126,528,900.00 |
| 4. \$25,000.01 - \$100,000.00 | 8225 | \$ 420,087,300.00 |
| 5. \$100,000.01 - \$500,000.00 | 1819 | \$ 332,670,900.00 |
| 6. Over \$500,000.00 | 39 | \$ 70,148,276.00 |
| Total to Date | 28,389 | \$ 1,003,170,876.00 |



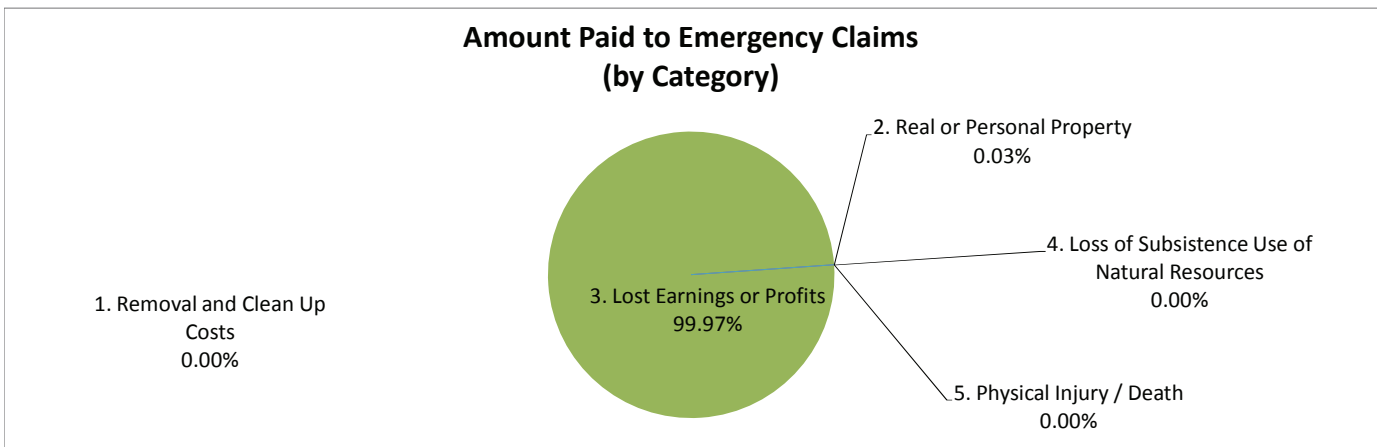
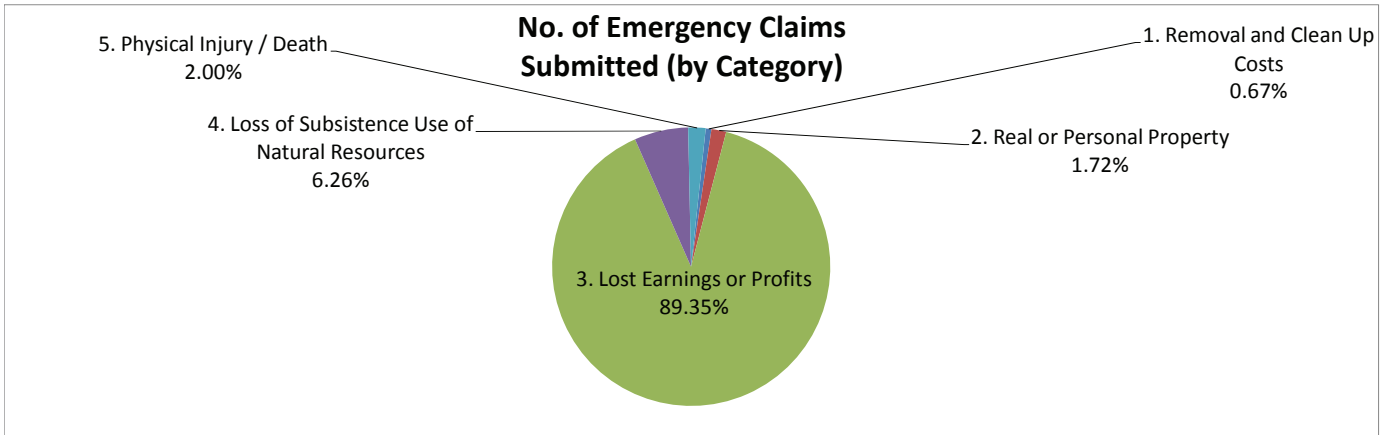
GCCF Program Statistics - Overall Summary

(as of November 08, 2010, 5:05 PM ET)

Emergency Advance Claim Counts by Category

(Claimants may have more than one Claim Type)

| Claims for Emergency Advance Payment | Claims Submitted | No. of Claims Paid | Amount Paid |
|---|------------------|--------------------|----------------------------|
| 1. Removal and Clean Up Costs | 2,566 | 0 | \$ - |
| 2. Real or Personal Property | 6,562 | 72 | \$ 554,363.38 |
| 3. Lost Earnings or Profits | 341,055 | 101,640 | \$ 1,726,333,291.00 |
| 4. Loss of Subsistence Use of Natural Resources | 23,911 | 5 | \$ 13,000.00 |
| 5. Physical Injury / Death | 7,616 | 18 | \$ 14,336.50 |
| Total to Date | 381,710 | 101,735 | \$ 1,726,914,990.88 |




GCCF Program Statistics - Overall Summary

(as of November 08, 2010, 5:05 PM ET)

Final Payment Claim Counts by Category

(Claimants may have more than one Claim Type)

| Claims Seeking Final Payment | Claims Submitted | No. of Claims Paid | Amount Paid |
|---|------------------|--------------------|-------------|
| 1. Removal and Clean Up Costs | 296 | 0 | \$ - |
| 2. Real or Personal Property | 1,402 | 0 | \$ - |
| 3. Lost Earnings or Profits | 11,156 | 0 | \$ - |
| 4. Loss of Subsistence Use of Natural Resources | 1,560 | 0 | \$ - |
| 5. Physical Injury / Death | 396 | 0 | \$ - |
| Total to Date | 14,810 | 0 | \$ - |



Amount Paid to Final Claims (by Category)

No data to chart yet

GCCF Program Statistics - Overall Summary

(as of November 08, 2010, 5:05 PM ET)

Claims by Category and Amount

(Claimants may have more than one Claim Type)

| Claims by Category and Amount | No. of Claims Paid | Amount Paid |
|--------------------------------------|--------------------|----------------------------|
| 1. Removal and Clean Up Costs | | |
| a. \$0.01 - \$5,000.00 | 0 | \$ - |
| b. \$5,000.01 - \$10,000.00 | 0 | \$ - |
| c. \$10,000.01 - \$25,000.00 | 0 | \$ - |
| d. \$25,000.01 - \$100,000.00 | 0 | \$ - |
| e. \$100,000.01 - \$500,000.00 | 0 | \$ - |
| f. Over \$500,000.00 | 0 | \$ - |
| Sub-Total to Date | 0 | \$ - |
| 2. Real or Personal Property | | |
| a. \$0.01 - \$5,000.00 | 50 | \$ 98,700.00 |
| b. \$5,000.01 - \$10,000.00 | 13 | \$ 86,900.00 |
| c. \$10,000.01 - \$25,000.00 | 4 | \$ 58,200.00 |
| d. \$25,000.01 - \$100,000.00 | 4 | \$ 134,463.38 |
| e. \$100,000.01 - \$500,000.00 | 1 | \$ 176,100.00 |
| f. Over \$500,000.00 | 0 | \$ - |
| Sub-Total to Date | 72 | \$ 554,363.38 |
| 3. Lost Earnings or Profits | | |
| a. \$0.01 - \$5,000.00 | 30,655 | \$ 90,119,600.00 |
| b. \$5,000.01 - \$10,000.00 | 27,865 | \$ 210,955,100.00 |
| c. \$10,000.01 - \$25,000.00 | 29,127 | \$ 461,463,350.00 |
| d. \$25,000.01 - \$100,000.00 | 12,114 | \$ 558,304,265.00 |
| e. \$100,000.01 - \$500,000.00 | 1,840 | \$ 335,342,700.00 |
| f. Over \$500,000.00 | 39 | \$ 70,148,276.00 |
| Sub-Total to Date | 101,640 | \$ 1,726,333,291.00 |

GCCF Program Statistics - Overall Summary
(as of November 08, 2010, 5:05 PM ET)

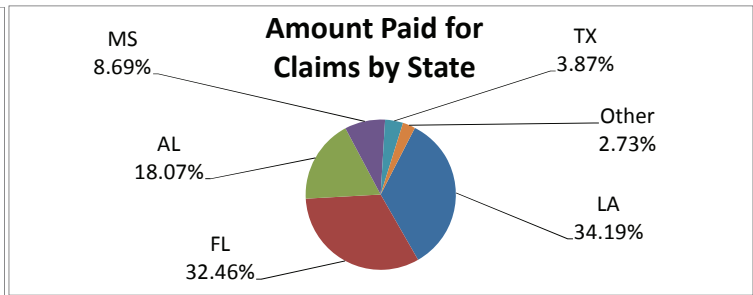
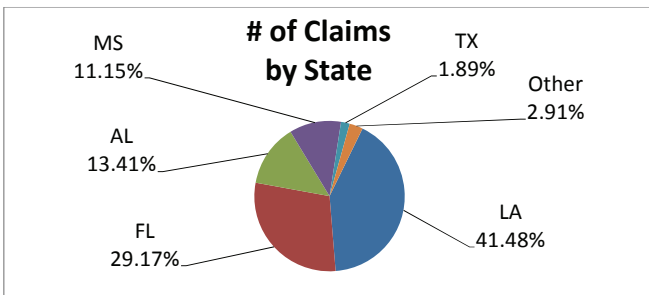
Claims by Category and Amount
(Claimants may have more than one Claim Type)

| Claims by Category and Amount | No. of Claims Paid | Amount Paid |
|--|--------------------|----------------------------|
| 4. Loss of Subsistence Use of Natural Resources | | |
| a. \$0.01 - \$5,000.00 | 5 | \$ 13,000.00 |
| b. \$5,000.01 - \$10,000.00 | 0 | \$ - |
| c. \$10,000.01 - \$25,000.00 | 0 | \$ - |
| d. \$25,000.01 - \$100,000.00 | 0 | \$ - |
| e. \$100,000.01 - \$500,000.00 | 0 | \$ - |
| f. Over \$500,000.00 | 0 | \$ - |
| Sub-Total to Date | 5 | \$ 13,000.00 |
| 5. Physical Injury / Death | | |
| a. \$0.01 - \$5,000.00 | 18 | \$ 14,336.50 |
| b. \$5,000.01 - \$10,000.00 | 0 | \$ - |
| c. \$10,000.01 - \$25,000.00 | 0 | \$ - |
| d. \$25,000.01 - \$100,000.00 | 0 | \$ - |
| e. \$100,000.01 - \$500,000.00 | 0 | \$ - |
| f. Over \$500,000.00 | 0 | \$ - |
| Sub-Total to Date | 18 | \$ 14,336.50 |
| 6. Other Claims | | |
| a. \$0.01 - \$5,000.00 | 0 | \$ - |
| b. \$5,000.01 - \$10,000.00 | 0 | \$ - |
| c. \$10,000.01 - \$25,000.00 | 0 | \$ - |
| d. \$25,000.01 - \$100,000.00 | 0 | \$ - |
| e. \$100,000.01 - \$500,000.00 | 0 | \$ - |
| f. Over \$500,000.00 | 0 | \$ - |
| Sub-Total to Date | 0 | \$ - |
| Total to Date | 101,735 | \$ 1,726,914,990.88 |

GCCCF Program Statistics - Overall Summary (as of November 08, 2010, 5:05 PM ET)

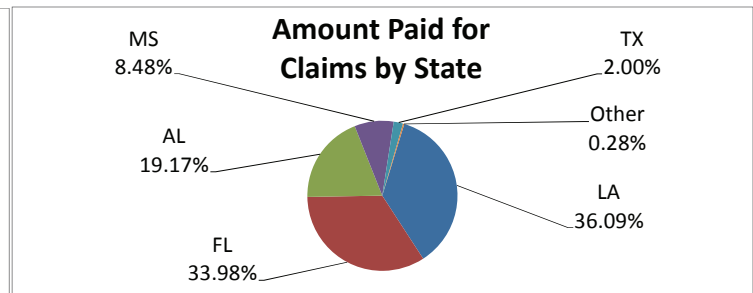
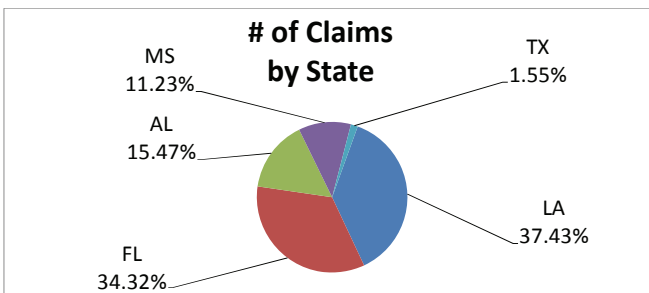
Claims by State of Residence (Claimants may have more than one Claim Type)

| Claim State of Residence | Claims Submitted | No. of Claims Paid | Amount Paid |
|--------------------------|------------------|--------------------|----------------------------|
| Louisiana | 164,462 | 33,768 | \$ 590,370,450.00 |
| Florida | 115,675 | 35,743 | \$ 560,520,976.00 |
| Alabama | 53,172 | 16,975 | \$ 312,012,128.38 |
| Mississippi | 44,198 | 9,115 | \$ 149,987,536.50 |
| Texas | 7,477 | 1,922 | \$ 66,877,200.00 |
| Others | 11,536 | 4,212 | \$ 47,146,700.00 |
| Total to Date | 396,520 | 101,735 | \$ 1,726,914,990.88 |



Claims by State of Loss (Claimants may have more than one Claim Type)

| Claim State of Loss | Claims Submitted | No. of Claims Paid | Amount Paid |
|---|------------------|--------------------|----------------------------|
| Louisiana | 79,274 | 34,159 | \$ 623,199,115.00 |
| Florida | 72,686 | 38,692 | \$ 586,801,576.00 |
| Alabama | 32,755 | 18,492 | \$ 331,082,700.00 |
| Mississippi | 23,794 | 8,787 | \$ 146,428,900.00 |
| Texas | 3,280 | 1,349 | \$ 34,588,600.00 |
| Other State / Pending Location Verification | | 256 | \$ 4,814,099.88 |
| Total to Date | | 101,735 | \$ 1,726,914,990.88 |

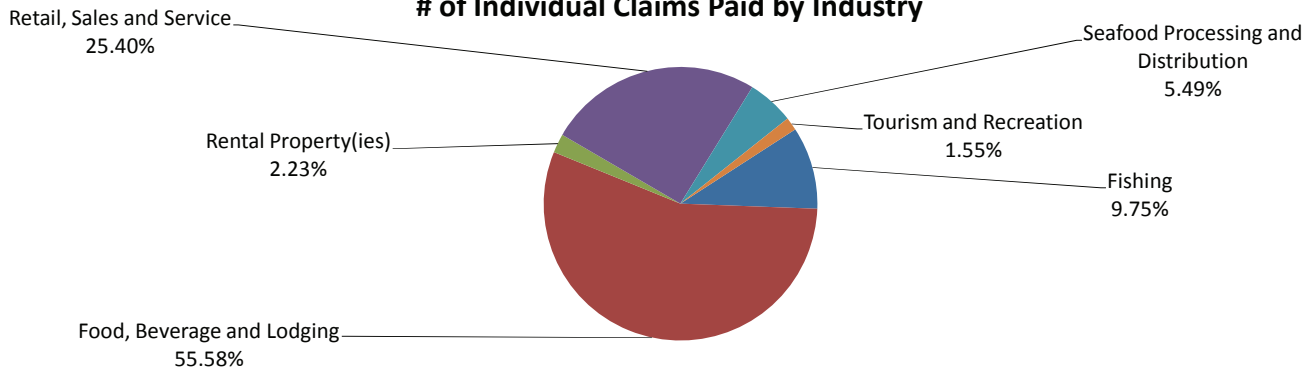


GCCF Program Statistics - Overall Summary (as of November 08, 2010, 5:05 PM ET)

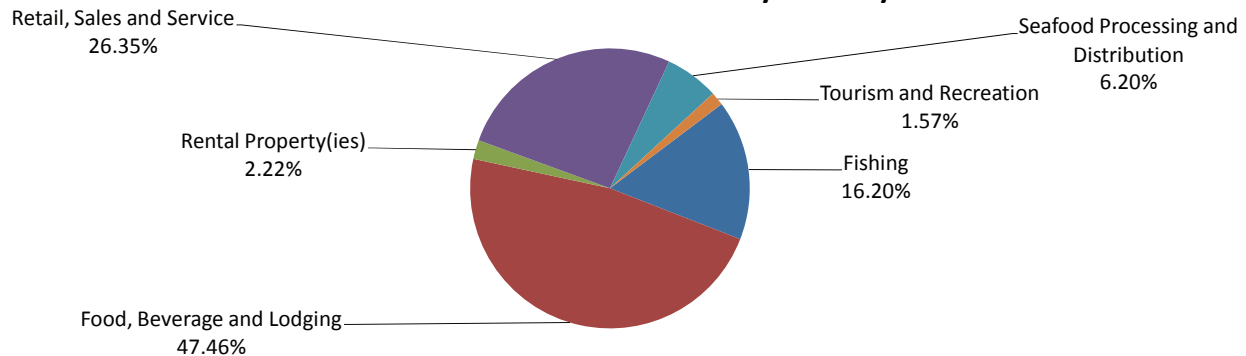
Individual Lost Earnings or Profits Claims Paid by Industry (Claimants may have more than one Claim Type)

| Claims by Amount | No. of Claims Paid | Amount Paid |
|-------------------------------------|--------------------|--------------------------|
| Fishing | 7,143 | \$ 117,195,700.00 |
| Food, Beverage and Lodging | 40,723 | \$ 343,393,900.00 |
| Rental Property(ies) | 1,634 | \$ 16,058,200.00 |
| Retail, Sales and Service | 18,612 | \$ 190,627,500.00 |
| Seafood Processing and Distribution | 4,026 | \$ 44,867,715.00 |
| Tourism and Recreation | 1,137 | \$ 11,363,600.00 |
| Total to Date | 73,275 | \$ 723,506,615.00 |

of Individual Claims Paid by Industry



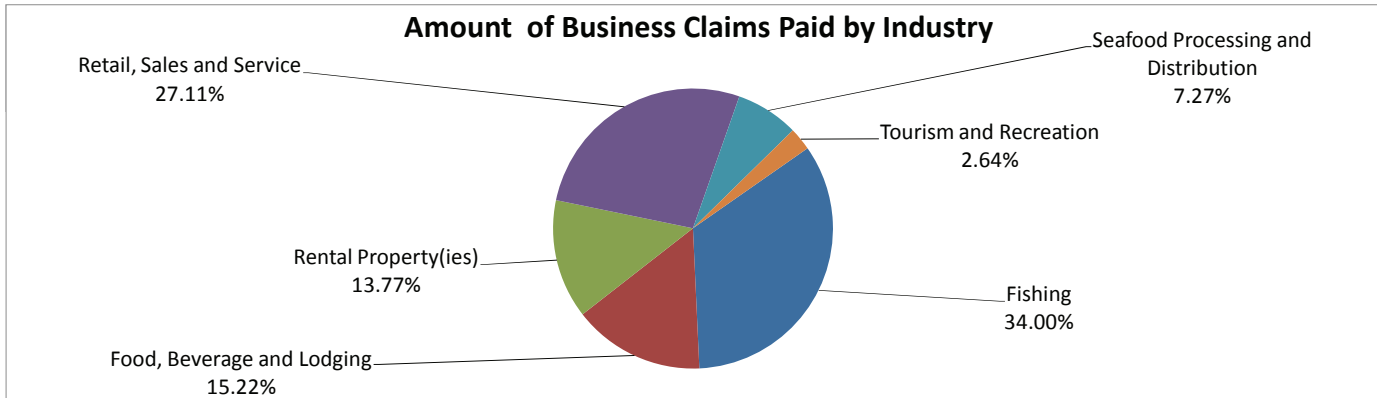
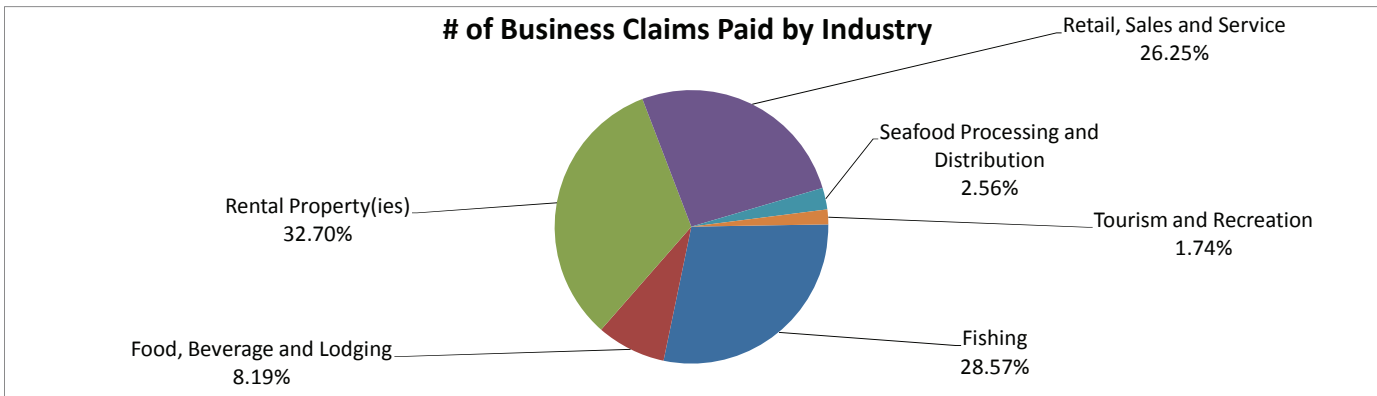
Amount of Individual Claims Paid by Industry



GCCF Program Statistics - Overall Summary
(as of November 08, 2010, 5:05 PM ET)


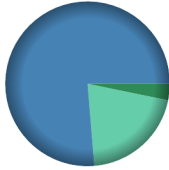
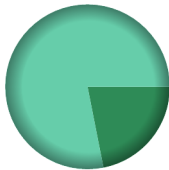


Business Lost Earnings or Profits Claims Paid by Industry
(Claimants may have more than one Claim Type)

| Claims by Amount | No. of Claims Paid | Amount Paid |
|-------------------------------------|--------------------|----------------------------|
| Fishing | 8,103 | \$ 340,918,500.00 |
| Food, Beverage and Lodging | 2,322 | \$ 152,609,300.00 |
| Rental Property(ies) | 9,275 | \$ 138,047,876.00 |
| Retail, Sales and Service | 7,445 | \$ 271,867,100.00 |
| Seafood Processing and Distribution | 727 | \$ 72,877,500.00 |
| Tourism and Recreation | 493 | \$ 26,506,400.00 |
| Total to Date | 28,365 | \$ 1,002,826,676.00 |


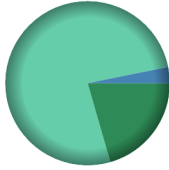





GCCF Program Statistics - Overall Summary

(as of November 8, 2010, 5:05 PM ET)


| County Name | Residents | | | | |
|------------------------------|---------------|-----------------------------|--------------------|---------------------|--|
| Autauga (Alabama) | 32 | <u>Claimant Type</u> | <u>Claims Paid</u> | <u>Amount Paid</u> | Payments in County  <ul style="list-style-type: none"> ■ Resident ■ Both |
| | | Resident of County | 10 | \$91,200.00 | |
| | | Resident and Loss in County | 1 | \$2,300.00 | |
| | | Totals: | 11 | \$93,500.00 | |
| Baldwin (Alabama) | 21,905 | <u>Claimant Type</u> | <u>Claims Paid</u> | <u>Amount Paid</u> | Payments in County  <ul style="list-style-type: none"> ■ Resident ■ Loss ■ Both |
| | | Resident of County | 454 | \$7,333,863.38 | |
| | | Resident and Loss in County | 8,219 | \$173,848,800.00 | |
| | | Claim Loss in County | 3,860 | \$46,627,800.00 | |
| Totals: | 12,533 | \$227,810,463.38 | | | |
| Barbour (Alabama) | 13 | <u>Claimant Type</u> | <u>Claims Paid</u> | <u>Amount Paid</u> | Payments in County  <ul style="list-style-type: none"> ■ Resident ■ Both |
| | | Resident of County | 2 | \$25,600.00 | |
| | | Resident and Loss in County | 2 | \$91,300.00 | |
| | | Totals: | 4 | \$116,900.00 | |
| Bibb (Alabama) | 10 | <u>Claimant Type</u> | <u>Claims Paid</u> | <u>Amount Paid</u> | Payments in County  <ul style="list-style-type: none"> ■ Resident |
| | | Resident of County | 6 | \$25,400.00 | |
| | | Totals: | 6 | \$25,400.00 | |
| Blount (Alabama) | 8 | <u>Claimant Type</u> | <u>Claims Paid</u> | <u>Amount Paid</u> | Payments in County  <ul style="list-style-type: none"> ■ Resident |
| | | Resident of County | 3 | \$14,200.00 | |
| | | Totals: | 3 | \$14,200.00 | |

GCCF Program Statistics - Overall Summary (as of November 8, 2010, 5:05 PM ET)

| County (Alabama) | Total Claims | Claimant Type | Claims Paid | Amount Paid | Payments in County |
|---------------------------|--------------|-----------------------------|--------------------|---------------------|---|
| Bullock (Alabama) | 7 | <u>Claimant Type</u> | <u>Claims Paid</u> | <u>Amount Paid</u> | Payments in County  <ul style="list-style-type: none"> Resident |
| | | Resident of County | 1 | \$16,000.00 | |
| | | Totals: | 1 | \$16,000.00 | |
| Butler (Alabama) | 27 | <u>Claimant Type</u> | <u>Claims Paid</u> | <u>Amount Paid</u> | Payments in County  <ul style="list-style-type: none"> Resident Loss Both |
| | | Resident of County | 4 | \$34,800.00 | |
| | | Resident and Loss in County | 1 | \$5,400.00 | |
| | | Claim Loss in County | 2 | \$129,200.00 | |
| Totals: | 7 | \$169,400.00 | | | |
| Calhoun (Alabama) | 66 | <u>Claimant Type</u> | <u>Claims Paid</u> | <u>Amount Paid</u> | Payments in County  <ul style="list-style-type: none"> Resident |
| | | Resident of County | 19 | \$198,900.00 | |
| | | Totals: | 19 | \$198,900.00 | |
| Chambers (Alabama) | 10 | <u>Claimant Type</u> | <u>Claims Paid</u> | <u>Amount Paid</u> | Payments in County  <ul style="list-style-type: none"> Resident |
| | | Resident of County | 2 | \$27,000.00 | |
| | | Totals: | 2 | \$27,000.00 | |
| Cherokee (Alabama) | 7 | <u>Claimant Type</u> | <u>Claims Paid</u> | <u>Amount Paid</u> | Payments in County  <ul style="list-style-type: none"> Resident |
| | | Resident of County | 5 | \$43,100.00 | |
| | | Totals: | 5 | \$43,100.00 | |

GCCF Program Statistics - Overall Summary

(as of November 8, 2010, 5:05 PM ET)

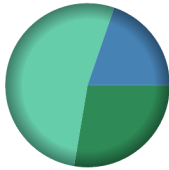



| County (Alabama) | Total Claims | Claimant Type | Claims Paid | Amount Paid | Payments in County |
|---------------------------|--------------|-----------------------------|--------------------|--------------------|--|
| Chilton (Alabama) | 18 | <u>Claimant Type</u> | <u>Claims Paid</u> | <u>Amount Paid</u> | Payments in County  <ul style="list-style-type: none"> ■ Resident ■ Both |
| | | Resident of County | 3 | \$24,300.00 | |
| | | Resident and Loss in County | 1 | \$19,000.00 | |
| | | Totals: | 4 | \$43,300.00 | |
| Choctaw (Alabama) | 24 | <u>Claimant Type</u> | <u>Claims Paid</u> | <u>Amount Paid</u> | Payments in County  <ul style="list-style-type: none"> ■ Resident ■ Both |
| | | Resident of County | 2 | \$11,000.00 | |
| | | Resident and Loss in County | 1 | \$68,400.00 | |
| | | Totals: | 3 | \$79,400.00 | |
| Clarke (Alabama) | 187 | <u>Claimant Type</u> | <u>Claims Paid</u> | <u>Amount Paid</u> | Payments in County  <ul style="list-style-type: none"> ■ Resident ■ Loss ■ Both |
| | | Resident of County | 27 | \$253,900.00 | |
| | | Resident and Loss in County | 4 | \$35,600.00 | |
| | | Claim Loss in County | 4 | \$50,100.00 | |
| Totals: | 35 | \$339,600.00 | | | |
| Clay (Alabama) | 6 | <u>Claimant Type</u> | <u>Claims Paid</u> | <u>Amount Paid</u> | Payments in County  <ul style="list-style-type: none"> ■ Resident |
| | | Resident of County | 4 | \$55,200.00 | |
| | | Totals: | 4 | \$55,200.00 | |
| Cleburne (Alabama) | 3 | <u>Claimant Type</u> | <u>Claims Paid</u> | <u>Amount Paid</u> | Payments in County  <ul style="list-style-type: none"> ■ Resident |
| | | Resident of County | 1 | \$3,000.00 | |
| | | Totals: | 1 | \$3,000.00 | |

GCCF Program Statistics - Overall Summary


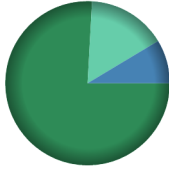



(as of November 8, 2010, 5:05 PM ET)

| County (Alabama) | Total Claims | Claimant Type | Claims Paid | Amount Paid | Payments in County |
|----------------------------|--------------|-----------------------------|--------------------|----------------------|---|
| Coffee (Alabama) | 44 | <u>Claimant Type</u> | <u>Claims Paid</u> | <u>Amount Paid</u> | Payments in County  <ul style="list-style-type: none"> Resident Both |
| | | Resident of County | 8 | \$79,000.00 | |
| | | Resident and Loss in County | 1 | \$3,000.00 | |
| | | Totals: | 9 | \$82,000.00 | |
| Colbert (Alabama) | 38 | <u>Claimant Type</u> | <u>Claims Paid</u> | <u>Amount Paid</u> | Payments in County  <ul style="list-style-type: none"> Resident |
| | | Resident of County | 24 | \$240,200.00 | |
| | | Totals: | 24 | \$240,200.00 | |
| | | Conecuh (Alabama) | 22 | <u>Claimant Type</u> | |
| Resident of County | 5 | | | \$51,700.00 | |
| Totals: | 5 | | | \$51,700.00 | |
| Coosa (Alabama) | 4 | | | <u>Claimant Type</u> | <u>Claims Paid</u> |
| | | Resident of County | 3 | \$18,600.00 | |
| | | Resident and Loss in County | 1 | \$150,000.00 | |
| | | Totals: | 4 | \$168,600.00 | |
| Covington (Alabama) | 82 | <u>Claimant Type</u> | <u>Claims Paid</u> | <u>Amount Paid</u> | Payments in County  <ul style="list-style-type: none"> Resident Loss Both |
| | | Resident of County | 26 | \$574,200.00 | |
| | | Resident and Loss in County | 3 | \$97,800.00 | |
| | | Claim Loss in County | 2 | \$109,500.00 | |
| | | Totals: | 31 | \$781,500.00 | |

GCCF Program Statistics - Overall Summary (as of November 8, 2010, 5:05 PM ET)

| County (Alabama) | Total Claims | Claimant Type | Claims Paid | Amount Paid | Payments in County |
|---------------------------|--------------|-----------------------------|--------------------|---------------------|---|
| Crenshaw (Alabama) | 17 | <u>Claimant Type</u> | <u>Claims Paid</u> | <u>Amount Paid</u> |  <ul style="list-style-type: none"> ■ Resident ■ Loss ■ Both |
| | | Resident of County | 1 | \$2,100.00 | |
| | | Resident and Loss in County | 1 | \$1,500.00 | |
| | | Claim Loss in County | 1 | \$4,000.00 | |
| Totals: | 3 | \$7,600.00 | | | |
| Cullman (Alabama) | 51 | <u>Claimant Type</u> | <u>Claims Paid</u> | <u>Amount Paid</u> |  <ul style="list-style-type: none"> ■ Resident |
| | | Resident of County | 36 | \$343,200.00 | |
| | | Totals: | 36 | \$343,200.00 | |
| Dale (Alabama) | 35 | <u>Claimant Type</u> | <u>Claims Paid</u> | <u>Amount Paid</u> |  <ul style="list-style-type: none"> ■ Resident ■ Both |
| | | Resident of County | 9 | \$70,100.00 | |
| | | Resident and Loss in County | 1 | \$37,600.00 | |
| | | Totals: | 10 | \$107,700.00 | |
| Dallas (Alabama) | 44 | <u>Claimant Type</u> | <u>Claims Paid</u> | <u>Amount Paid</u> |  <ul style="list-style-type: none"> ■ Resident ■ Both |
| | | Resident of County | 10 | \$108,600.00 | |
| | | Resident and Loss in County | 1 | \$15,000.00 | |
| | | Totals: | 11 | \$123,600.00 | |
| Dekalb (Alabama) | 22 | <u>Claimant Type</u> | <u>Claims Paid</u> | <u>Amount Paid</u> |  <ul style="list-style-type: none"> ■ Resident ■ Loss |
| | | Resident of County | 14 | \$146,700.00 | |
| | | Claim Loss in County | 1 | \$10,800.00 | |
| | | Totals: | 15 | \$157,500.00 | |

GCCF Program Statistics - Overall Summary (as of November 8, 2010, 5:05 PM ET)

| County (Alabama) | Total Claims | Claimant Type | Claims Paid | Amount Paid | Payments in County |
|---------------------------|--------------|-----------------------------|--------------------|---------------------|---|
| Elmore (Alabama) | 46 | <u>Claimant Type</u> | <u>Claims Paid</u> | <u>Amount Paid</u> | Payments in County  <ul style="list-style-type: none"> Resident Both |
| | | Resident of County | 19 | \$220,400.00 | |
| | | Resident and Loss in County | 1 | \$19,200.00 | |
| | | Totals: | 20 | \$239,600.00 | |
| Escambia (Alabama) | 283 | <u>Claimant Type</u> | <u>Claims Paid</u> | <u>Amount Paid</u> | Payments in County  <ul style="list-style-type: none"> Resident Loss Both |
| | | Resident of County | 45 | \$662,500.00 | |
| | | Resident and Loss in County | 6 | \$75,200.00 | |
| | | Claim Loss in County | 7 | \$135,500.00 | |
| Totals: | 58 | \$873,200.00 | | | |
| Etowah (Alabama) | 64 | <u>Claimant Type</u> | <u>Claims Paid</u> | <u>Amount Paid</u> | Payments in County  <ul style="list-style-type: none"> Resident |
| | | Resident of County | 31 | \$479,100.00 | |
| | | Totals: | 31 | \$479,100.00 | |
| Fayette (Alabama) | 13 | <u>Claimant Type</u> | <u>Claims Paid</u> | <u>Amount Paid</u> | Payments in County  <ul style="list-style-type: none"> Resident |
| | | Resident of County | 10 | \$68,700.00 | |
| | | Totals: | 10 | \$68,700.00 | |
| Franklin (Alabama) | 7 | <u>Claimant Type</u> | <u>Claims Paid</u> | <u>Amount Paid</u> | Payments in County  <ul style="list-style-type: none"> Resident |
| | | Resident of County | 7 | \$65,900.00 | |
| | | Totals: | 7 | \$65,900.00 | |

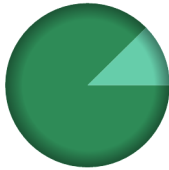




GCCF Program Statistics - Overall Summary

(as of November 8, 2010, 5:05 PM ET)

| County (Alabama) | Total Claims | Claimant Type | Claims Paid | Amount Paid | Payments in County |
|-------------------|--------------|-----------------------------|--------------------|---------------------|--|
| Geneva (Alabama) | 56 | <u>Claimant Type</u> | <u>Claims Paid</u> | <u>Amount Paid</u> | Payments in County  <ul style="list-style-type: none"> Resident |
| | | Resident of County | 15 | \$148,400.00 | |
| | | Totals: | 15 | \$148,400.00 | |
| Greene (Alabama) | 5 | <u>Claimant Type</u> | <u>Claims Paid</u> | <u>Amount Paid</u> | Payments in County  <ul style="list-style-type: none"> Resident |
| | | Resident of County | 4 | \$22,900.00 | |
| | | Totals: | 4 | \$22,900.00 | |
| Hale (Alabama) | 14 | <u>Claimant Type</u> | <u>Claims Paid</u> | <u>Amount Paid</u> | Payments in County  <ul style="list-style-type: none"> Resident Both |
| | | Resident of County | 8 | \$147,900.00 | |
| | | Resident and Loss in County | 1 | \$100,000.00 | |
| Totals: | 9 | \$247,900.00 | | | |
| Henry (Alabama) | 13 | <u>Claimant Type</u> | <u>Claims Paid</u> | <u>Amount Paid</u> | Payments in County  <ul style="list-style-type: none"> Resident |
| | | Resident of County | 2 | \$11,600.00 | |
| | | Totals: | 2 | \$11,600.00 | |
| Houston (Alabama) | 146 | <u>Claimant Type</u> | <u>Claims Paid</u> | <u>Amount Paid</u> | Payments in County  <ul style="list-style-type: none"> Resident Loss Both |
| | | Resident of County | 33 | \$229,900.00 | |
| | | Resident and Loss in County | 3 | \$205,900.00 | |
| | | Claim Loss in County | 1 | \$6,000.00 | |
| Totals: | 37 | \$441,800.00 | | | |






GCCF Program Statistics - Overall Summary

(as of November 8, 2010, 5:05 PM ET)


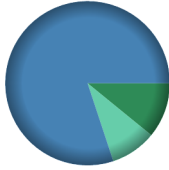



| County (Alabama) | Total Claims | Claimant Type | Claims Paid | Amount Paid | Payments in County |
|-----------------------------|--------------|-----------------------------|--------------------|---------------------|--|
| Jackson (Alabama) | 15 | <u>Claimant Type</u> | <u>Claims Paid</u> | <u>Amount Paid</u> | Payments in County  <ul style="list-style-type: none"> ■ Resident ■ Loss |
| | | Resident of County | 9 | \$102,500.00 | |
| | | Claim Loss in County | 1 | \$14,500.00 | |
| | | Totals: | 10 | \$117,000.00 | |
| Jefferson (Alabama) | 629 | <u>Claimant Type</u> | <u>Claims Paid</u> | <u>Amount Paid</u> | Payments in County  <ul style="list-style-type: none"> ■ Resident ■ Loss ■ Both |
| | | Resident of County | 316 | \$3,710,700.00 | |
| | | Resident and Loss in County | 6 | \$107,500.00 | |
| | | Claim Loss in County | 3 | \$55,800.00 | |
| Totals: | 325 | \$3,874,000.00 | | | |
| Lauderdale (Alabama) | 36 | <u>Claimant Type</u> | <u>Claims Paid</u> | <u>Amount Paid</u> | Payments in County  <ul style="list-style-type: none"> ■ Resident |
| | | Resident of County | 15 | \$152,200.00 | |
| | | Totals: | 15 | \$152,200.00 | |
| Lawrence (Alabama) | 6 | <u>Claimant Type</u> | <u>Claims Paid</u> | <u>Amount Paid</u> | Payments in County  <ul style="list-style-type: none"> ■ Resident ■ Loss |
| | | Resident of County | 2 | \$21,200.00 | |
| | | Claim Loss in County | 1 | \$1,400.00 | |
| | | Totals: | 3 | \$22,600.00 | |
| Lee (Alabama) | 91 | <u>Claimant Type</u> | <u>Claims Paid</u> | <u>Amount Paid</u> | Payments in County  <ul style="list-style-type: none"> ■ Resident |
| | | Resident of County | 36 | \$336,000.00 | |
| | | Totals: | 36 | \$336,000.00 | |

GCCF Program Statistics - Overall Summary

(as of November 8, 2010, 5:05 PM ET)

| County (Alabama) | Total Claims | Claimant Type | Claims Paid | Amount Paid | Payments in County |
|----------------------------|--------------|-----------------------------|--------------------|---------------------|---|
| Limestone (Alabama) | 44 | <u>Claimant Type</u> | <u>Claims Paid</u> | <u>Amount Paid</u> | Payments in County  <ul style="list-style-type: none"> Resident |
| | | Resident of County | 30 | \$439,100.00 | |
| | | Totals: | 30 | \$439,100.00 | |
| Macon (Alabama) | 5 | <u>Claimant Type</u> | <u>Claims Paid</u> | <u>Amount Paid</u> | Payments in County  <ul style="list-style-type: none"> Resident |
| | | Resident of County | 2 | \$7,500.00 | |
| | | Totals: | 2 | \$7,500.00 | |
| Madison (Alabama) | 270 | <u>Claimant Type</u> | <u>Claims Paid</u> | <u>Amount Paid</u> | Payments in County  <ul style="list-style-type: none"> Resident Loss Both |
| | | Resident of County | 134 | \$1,604,800.00 | |
| | | Resident and Loss in County | 5 | \$56,600.00 | |
| | | Claim Loss in County | 2 | \$4,500.00 | |
| Totals: | 141 | \$1,665,900.00 | | | |
| Marengo (Alabama) | 25 | <u>Claimant Type</u> | <u>Claims Paid</u> | <u>Amount Paid</u> | Payments in County  <ul style="list-style-type: none"> Resident |
| | | Resident of County | 12 | \$87,200.00 | |
| | | Totals: | 12 | \$87,200.00 | |
| Marion (Alabama) | 5 | <u>Claimant Type</u> | <u>Claims Paid</u> | <u>Amount Paid</u> | Payments in County  <ul style="list-style-type: none"> Resident |
| | | Resident of County | 1 | \$1,200.00 | |
| | | Totals: | 1 | \$1,200.00 | |

GCCF Program Statistics - Overall Summary (as of November 8, 2010, 5:05 PM ET)

| County (Alabama) | Total Claims | Claimant Type | Claims Paid | Amount Paid | Payments in County |
|-----------------------------|---------------|-----------------------------|--------------------|-----------------------|---|
| Marshall (Alabama) | 51 | <u>Claimant Type</u> | <u>Claims Paid</u> | <u>Amount Paid</u> | Payments in County  <ul style="list-style-type: none"> ■ Resident ■ Both |
| | | Resident of County | 26 | \$321,700.00 | |
| | | Resident and Loss in County | 1 | \$37,200.00 | |
| | | Totals: | 27 | \$358,900.00 | |
| Mobile (Alabama) | 27,807 | <u>Claimant Type</u> | <u>Claims Paid</u> | <u>Amount Paid</u> | Payments in County  <ul style="list-style-type: none"> ■ Resident ■ Loss ■ Both |
| | | Resident of County | 929 | \$13,222,365.00 | |
| | | Resident and Loss in County | 5,746 | \$97,130,600.00 | |
| | | Claim Loss in County | 562 | \$10,949,200.00 | |
| Totals: | 7,237 | \$121,302,165.00 | | | |
| Monroe (Alabama) | 107 | <u>Claimant Type</u> | <u>Claims Paid</u> | <u>Amount Paid</u> | Payments in County  <ul style="list-style-type: none"> ■ Resident ■ Both |
| | | Resident of County | 37 | \$595,700.00 | |
| | | Resident and Loss in County | 11 | \$145,400.00 | |
| | | Totals: | 48 | \$741,100.00 | |
| Montgomery (Alabama) | 257 | <u>Claimant Type</u> | <u>Claims Paid</u> | <u>Amount Paid</u> | Payments in County  <ul style="list-style-type: none"> ■ Resident ■ Both |
| | | Resident of County | 93 | \$1,303,700.00 | |
| | | Resident and Loss in County | 7 | \$338,300.00 | |
| | | Totals: | 100 | \$1,642,000.00 | |
| Morgan (Alabama) | 82 | <u>Claimant Type</u> | <u>Claims Paid</u> | <u>Amount Paid</u> | Payments in County  <ul style="list-style-type: none"> ■ Resident ■ Both |
| | | Resident of County | 48 | \$532,100.00 | |
| | | Resident and Loss in County | 1 | \$2,400.00 | |
| | | Totals: | 49 | \$534,500.00 | |

GCCF Program Statistics - Overall Summary (as of November 8, 2010, 5:05 PM ET)



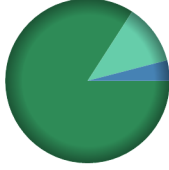
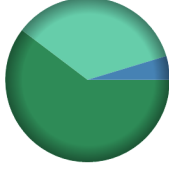
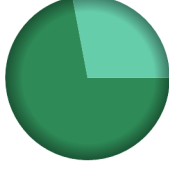
| County (Alabama) | Total Claims | Claimant Type | Claims Paid | Amount Paid | Payments in County |
|--------------------|--------------|----------------------|--------------------|--------------------|--|
| Perry (Alabama) | 3 | <u>Claimant Type</u> | <u>Claims Paid</u> | <u>Amount Paid</u> | Payments in County  Loss |
| | | Claim Loss in County | 1 | \$35,000.00 | |
| | | Totals: | 1 | \$35,000.00 | |
| Pickens (Alabama) | 11 | <u>Claimant Type</u> | <u>Claims Paid</u> | <u>Amount Paid</u> | Payments in County  Resident |
| | | Resident of County | 4 | \$43,400.00 | |
| | | Totals: | 4 | \$43,400.00 | |
| Pike (Alabama) | 37 | <u>Claimant Type</u> | <u>Claims Paid</u> | <u>Amount Paid</u> | Payments in County  Resident |
| | | Resident of County | 6 | \$44,100.00 | |
| | | Totals: | 6 | \$44,100.00 | |
| Randolph (Alabama) | 7 | <u>Claimant Type</u> | <u>Claims Paid</u> | <u>Amount Paid</u> | Payments in County  Resident |
| | | Resident of County | 4 | \$50,300.00 | |
| | | Totals: | 4 | \$50,300.00 | |
| Russell (Alabama) | 24 | <u>Claimant Type</u> | <u>Claims Paid</u> | <u>Amount Paid</u> | Payments in County  Resident |
| | | Resident of County | 2 | \$21,100.00 | |
| | | Totals: | 2 | \$21,100.00 | |

GCCF Program Statistics - Overall Summary

(as of November 8, 2010, 5:05 PM ET)


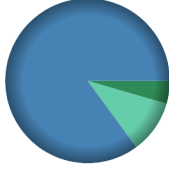
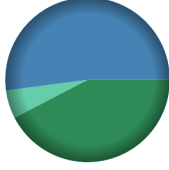
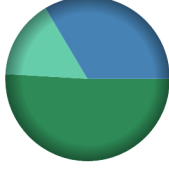
| County (Alabama) | Total Claims | Claimant Type | Claims Paid | Amount Paid | Payments in County |
|-----------------------------|--------------|-----------------------------|--------------------|---------------------|--|
| Shelby (Alabama) | 224 | <u>Claimant Type</u> | <u>Claims Paid</u> | <u>Amount Paid</u> | Payments in County <ul style="list-style-type: none"> ■ Resident ■ Loss ■ Both |
| | | Resident of County | 124 | \$1,387,800.00 | |
| | | Resident and Loss in County | 2 | \$23,500.00 | |
| | | Claim Loss in County | 1 | \$28,800.00 | |
| Totals: | 127 | \$1,440,100.00 | | | |
| St. Clair (Alabama) | 42 | <u>Claimant Type</u> | <u>Claims Paid</u> | <u>Amount Paid</u> | Payments in County <ul style="list-style-type: none"> ■ Resident |
| | | Resident of County | 24 | \$333,000.00 | |
| | | Totals: | 24 | \$333,000.00 | |
| Sumter (Alabama) | 7 | <u>Claimant Type</u> | <u>Claims Paid</u> | <u>Amount Paid</u> | Payments in County <ul style="list-style-type: none"> ■ Resident |
| | | Resident of County | 1 | \$46,200.00 | |
| | | Totals: | 1 | \$46,200.00 | |
| Talladega (Alabama) | 43 | <u>Claimant Type</u> | <u>Claims Paid</u> | <u>Amount Paid</u> | Payments in County <ul style="list-style-type: none"> ■ Resident |
| | | Resident of County | 23 | \$136,600.00 | |
| | | Totals: | 23 | \$136,600.00 | |
| Tallapoosa (Alabama) | 26 | <u>Claimant Type</u> | <u>Claims Paid</u> | <u>Amount Paid</u> | Payments in County <ul style="list-style-type: none"> ■ Resident |
| | | Resident of County | 9 | \$61,800.00 | |
| | | Totals: | 9 | \$61,800.00 | |

GCCF Program Statistics - Overall Summary (as of November 8, 2010, 5:05 PM ET)

| County (Alabama) | Total Claims | Claimant Type | Claims Paid | Amount Paid | Payments in County |
|-----------------------------|--------------|-----------------------------|--------------------|-----------------------|--|
| Tuscaloosa (Alabama) | 213 | <u>Claimant Type</u> | <u>Claims Paid</u> | <u>Amount Paid</u> | Payments in County  <ul style="list-style-type: none"> ■ Resident ■ Loss ■ Both |
| | | Resident of County | 114 | \$1,089,600.00 | |
| | | Resident and Loss in County | 2 | \$22,000.00 | |
| | | Claim Loss in County | 2 | \$49,000.00 | |
| Totals: | 118 | \$1,160,600.00 | | | |
| Unknown (Alabama) | 110 | <u>Claimant Type</u> | <u>Claims Paid</u> | <u>Amount Paid</u> | Payments in County  <ul style="list-style-type: none"> ■ Resident |
| | | Resident of County | 38 | \$1,025,200.00 | |
| | | Totals: | 38 | \$1,025,200.00 | |
| Walker (Alabama) | 38 | <u>Claimant Type</u> | <u>Claims Paid</u> | <u>Amount Paid</u> | Payments in County  <ul style="list-style-type: none"> ■ Resident ■ Loss ■ Both |
| | | Resident of County | 16 | \$198,600.00 | |
| | | Resident and Loss in County | 1 | \$9,500.00 | |
| | | Claim Loss in County | 2 | \$28,000.00 | |
| Totals: | 19 | \$236,100.00 | | | |
| Washington (Alabama) | 212 | <u>Claimant Type</u> | <u>Claims Paid</u> | <u>Amount Paid</u> | Payments in County  <ul style="list-style-type: none"> ■ Resident ■ Loss ■ Both |
| | | Resident of County | 17 | \$193,900.00 | |
| | | Resident and Loss in County | 1 | \$15,000.00 | |
| | | Claim Loss in County | 5 | \$112,600.00 | |
| Totals: | 23 | \$321,500.00 | | | |
| Wilcox (Alabama) | 46 | <u>Claimant Type</u> | <u>Claims Paid</u> | <u>Amount Paid</u> | Payments in County  <ul style="list-style-type: none"> ■ Resident ■ Both |
| | | Resident of County | 11 | \$172,600.00 | |
| | | Resident and Loss in County | 3 | \$67,000.00 | |
| | | Totals: | 14 | \$239,600.00 | |

GCCF Program Statistics - Overall Summary

(as of November 8, 2010, 5:05 PM ET)

| County | Total Claims | Claimant Type | Claims Paid | Amount Paid | Payments in County |
|-----------------------------|---------------|-----------------------------|--------------------|----------------------|---|
| Winston (Alabama) | 12 | <u>Claimant Type</u> | <u>Claims Paid</u> | <u>Amount Paid</u> | Payments in County  <ul style="list-style-type: none"> Resident |
| | | Resident of County | 5 | \$189,800.00 | |
| | | Totals: | 5 | \$189,800.00 | |
| | | Aachua (Florida) | 87 | <u>Claimant Type</u> | |
| Resident of County | 17 | | | \$135,000.00 | |
| Resident and Loss in County | 5 | | | \$145,600.00 | |
| Claim Loss in County | 1 | | | \$12,000.00 | |
| Totals: | 23 | \$292,600.00 | | | |
| Bay (Florida) | 28,048 | <u>Claimant Type</u> | <u>Claims Paid</u> | <u>Amount Paid</u> | Payments in County  <ul style="list-style-type: none"> Resident Loss Both |
| | | Resident of County | 517 | \$6,279,300.00 | |
| | | Resident and Loss in County | 8,564 | \$118,493,776.00 | |
| | | Claim Loss in County | 1,422 | \$14,495,600.00 | |
| Totals: | 10,503 | \$139,268,676.00 | | | |
| Brevard (Florida) | 120 | <u>Claimant Type</u> | <u>Claims Paid</u> | <u>Amount Paid</u> | Payments in County  <ul style="list-style-type: none"> Resident Loss Both |
| | | Resident of County | 12 | \$231,700.00 | |
| | | Resident and Loss in County | 8 | \$284,600.00 | |
| | | Claim Loss in County | 2 | \$30,300.00 | |
| Totals: | 22 | \$546,600.00 | | | |
| Broward (Florida) | 571 | <u>Claimant Type</u> | <u>Claims Paid</u> | <u>Amount Paid</u> | Payments in County  <ul style="list-style-type: none"> Resident Loss Both |
| | | Resident of County | 23 | \$810,000.00 | |
| | | Resident and Loss in County | 6 | \$533,800.00 | |
| | | Claim Loss in County | 10 | \$246,800.00 | |
| Totals: | 39 | \$1,590,600.00 | | | |

GCCF Program Statistics - Overall Summary

(as of November 8, 2010, 5:05 PM ET)

| County (Florida) | Total Claims | Claimant Type | Claims Paid | Amount Paid | Payments in County |
|----------------------------|--------------|-----------------------------|--------------------|------------------------|---|
| Calhoun (Florida) | 146 | <u>Claimant Type</u> | <u>Claims Paid</u> | <u>Amount Paid</u> | <ul style="list-style-type: none"> ■ Resident ■ Loss ■ Both |
| | | Resident of County | 22 | \$260,600.00 | |
| | | Resident and Loss in County | 1 | \$6,000.00 | |
| | | Claim Loss in County | 1 | \$4,200.00 | |
| | | Totals: | 24 | \$270,800.00 | |
| Charlotte (Florida) | 240 | <u>Claimant Type</u> | <u>Claims Paid</u> | <u>Amount Paid</u> | <ul style="list-style-type: none"> ■ Resident ■ Loss ■ Both |
| | | Resident of County | 6 | \$94,700.00 | |
| | | Resident and Loss in County | 25 | \$948,700.00 | |
| | | Claim Loss in County | 9 | \$71,400.00 | |
| | | Totals: | 40 | \$1,114,800.00 | |
| Citrus (Florida) | 227 | <u>Claimant Type</u> | <u>Claims Paid</u> | <u>Amount Paid</u> | <ul style="list-style-type: none"> ■ Resident ■ Loss ■ Both |
| | | Resident of County | 22 | \$392,100.00 | |
| | | Resident and Loss in County | 82 | \$1,356,200.00 | |
| | | Claim Loss in County | 7 | \$162,700.00 | |
| | | Totals: | 111 | \$1,911,000.00 | |
| Clay (Florida) | 43 | <u>Claimant Type</u> | <u>Claims Paid</u> | <u>Amount Paid</u> | <ul style="list-style-type: none"> ■ Resident ■ Loss ■ Both |
| | | Resident of County | 5 | \$26,600.00 | |
| | | Resident and Loss in County | 1 | \$125,000.00 | |
| | | Claim Loss in County | 1 | \$18,700.00 | |
| | | Totals: | 7 | \$170,300.00 | |
| Collier (Florida) | 9,528 | <u>Claimant Type</u> | <u>Claims Paid</u> | <u>Amount Paid</u> | <ul style="list-style-type: none"> ■ Resident ■ Loss ■ Both |
| | | Resident of County | 52 | \$517,900.00 | |
| | | Resident and Loss in County | 883 | \$9,543,200.00 | |
| | | Claim Loss in County | 27 | \$156,500.00 | |
| | | Totals: | 962 | \$10,217,600.00 | |

GCCF Program Statistics - Overall Summary

(as of November 8, 2010, 5:05 PM ET)

| County (Florida) | Total Claims | Claimant Type | Claims Paid | Amount Paid | Payments in County |
|--------------------|--------------|-----------------------------|--------------------|---------------------|--|
| Columbia (Florida) | 22 | <u>Claimant Type</u> | <u>Claims Paid</u> | <u>Amount Paid</u> | <ul style="list-style-type: none"> Resident Both |
| | | Resident of County | 4 | \$81,700.00 | |
| | | Resident and Loss in County | 1 | \$40,000.00 | |
| | | Totals: | 5 | \$121,700.00 | |
| Dixie (Florida) | 31 | <u>Claimant Type</u> | <u>Claims Paid</u> | <u>Amount Paid</u> | <ul style="list-style-type: none"> Resident Loss Both |
| | | Resident of County | 1 | \$3,000.00 | |
| | | Resident and Loss in County | 12 | \$353,400.00 | |
| | | Claim Loss in County | 4 | \$89,700.00 | |
| Totals: | 17 | \$446,100.00 | | | |
| Duval (Florida) | 324 | <u>Claimant Type</u> | <u>Claims Paid</u> | <u>Amount Paid</u> | <ul style="list-style-type: none"> Resident Loss Both |
| | | Resident of County | 38 | \$666,800.00 | |
| | | Resident and Loss in County | 15 | \$1,183,000.00 | |
| | | Claim Loss in County | 7 | \$136,800.00 | |
| Totals: | 60 | \$1,986,600.00 | | | |
| Escambia (Florida) | 16,660 | <u>Claimant Type</u> | <u>Claims Paid</u> | <u>Amount Paid</u> | <ul style="list-style-type: none"> Resident Loss Both |
| | | Resident of County | 1,526 | \$17,004,800.00 | |
| | | Resident and Loss in County | 4,310 | \$63,394,400.00 | |
| | | Claim Loss in County | 1,056 | \$14,151,600.00 | |
| Totals: | 6,892 | \$94,550,800.00 | | | |
| Flagler (Florida) | 22 | <u>Claimant Type</u> | <u>Claims Paid</u> | <u>Amount Paid</u> | <ul style="list-style-type: none"> Resident |
| | | Resident of County | 2 | \$65,400.00 | |
| | | Totals: | 2 | \$65,400.00 | |

GCCF Program Statistics - Overall Summary

(as of November 8, 2010, 5:05 PM ET)

| County (Florida) | Total Claims | Claimant Type | Claims Paid | Amount Paid | Payments in County |
|--------------------|--------------|-----------------------------|--------------------|------------------------|--|
| Franklin (Florida) | 2,111 | <u>Claimant Type</u> | <u>Claims Paid</u> | <u>Amount Paid</u> | <p>Payments in County</p> <ul style="list-style-type: none"> Resident Loss Both |
| | | Resident of County | 35 | \$405,800.00 | |
| | | Resident and Loss in County | 1,117 | \$13,658,000.00 | |
| | | Claim Loss in County | 127 | \$1,792,300.00 | |
| | | Totals: | 1,279 | \$15,856,100.00 | |
| Gadsden (Florida) | 74 | <u>Claimant Type</u> | <u>Claims Paid</u> | <u>Amount Paid</u> | <p>Payments in County</p> <ul style="list-style-type: none"> Resident Loss Both |
| | | Resident of County | 9 | \$166,100.00 | |
| | | Resident and Loss in County | 2 | \$44,200.00 | |
| | | Claim Loss in County | 1 | \$6,000.00 | |
| | | Totals: | 12 | \$216,300.00 | |
| Gulf (Florida) | 1,532 | <u>Claimant Type</u> | <u>Claims Paid</u> | <u>Amount Paid</u> | <p>Payments in County</p> <ul style="list-style-type: none"> Resident Loss Both |
| | | Resident of County | 91 | \$1,087,200.00 | |
| | | Resident and Loss in County | 392 | \$8,741,400.00 | |
| | | Claim Loss in County | 105 | \$1,289,900.00 | |
| | | Totals: | 588 | \$11,118,500.00 | |
| Hardee (Florida) | 4 | <u>Claimant Type</u> | <u>Claims Paid</u> | <u>Amount Paid</u> | <p>Payments in County</p> <ul style="list-style-type: none"> Resident |
| | | Resident of County | 1 | \$15,000.00 | |
| | | Totals: | 1 | \$15,000.00 | |
| Hendry (Florida) | 54 | <u>Claimant Type</u> | <u>Claims Paid</u> | <u>Amount Paid</u> | <p>Payments in County</p> <ul style="list-style-type: none"> Resident |
| | | Resident of County | 1 | \$24,000.00 | |
| | | Totals: | 1 | \$24,000.00 | |

GCCF Program Statistics - Overall Summary (as of November 8, 2010, 5:05 PM ET)

| County (Florida) | Total Claims | Claimant Type | Claims Paid | Amount Paid | Payments in County |
|-------------------------------|--------------|-----------------------------|--------------------|-----------------------|--------------------|
| Hernando (Florida) | 148 | <u>Claimant Type</u> | <u>Claims Paid</u> | <u>Amount Paid</u> | |
| | | Resident of County | 22 | \$360,300.00 | |
| | | Resident and Loss in County | 41 | \$1,027,600.00 | |
| | | Claim Loss in County | 15 | \$303,200.00 | |
| | | Totals: | 78 | \$1,691,100.00 | |
| Hillsborough (Florida) | 1,439 | <u>Claimant Type</u> | <u>Claims Paid</u> | <u>Amount Paid</u> | |
| | | Resident of County | 65 | \$939,000.00 | |
| | | Resident and Loss in County | 104 | \$2,249,800.00 | |
| | | Claim Loss in County | 36 | \$592,900.00 | |
| | | Totals: | 205 | \$3,781,700.00 | |
| Holmes (Florida) | 427 | <u>Claimant Type</u> | <u>Claims Paid</u> | <u>Amount Paid</u> | |
| | | Resident of County | 105 | \$885,000.00 | |
| | | Resident and Loss in County | 19 | \$212,700.00 | |
| | | Claim Loss in County | 5 | \$21,600.00 | |
| | | Totals: | 129 | \$1,119,300.00 | |
| Indian River (Florida) | 44 | <u>Claimant Type</u> | <u>Claims Paid</u> | <u>Amount Paid</u> | |
| | | Resident of County | 1 | \$1,000.00 | |
| | | Resident and Loss in County | 3 | \$157,000.00 | |
| | | Claim Loss in County | 1 | \$65,000.00 | |
| | | Totals: | 5 | \$223,000.00 | |
| Jackson (Florida) | 354 | <u>Claimant Type</u> | <u>Claims Paid</u> | <u>Amount Paid</u> | |
| | | Resident of County | 34 | \$417,400.00 | |
| | | Resident and Loss in County | 3 | \$96,000.00 | |
| | | Claim Loss in County | 1 | \$7,900.00 | |
| | | Totals: | 38 | \$521,300.00 | |


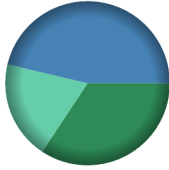
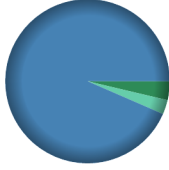
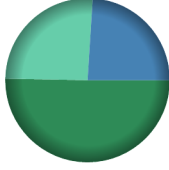
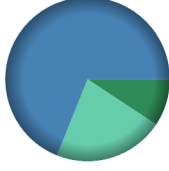
GCCF Program Statistics - Overall Summary (as of November 8, 2010, 5:05 PM ET)

| County (Florida) | Total Claims | Claimant Type | Claims Paid | Amount Paid | Payments in County |
|---------------------|--------------|-----------------------------|-----------------------|---------------------|--------------------|
| Jefferson (Florida) | 13 | <u>Claimant Type</u> | <u>Claims Paid</u> | <u>Amount Paid</u> | |
| | | Resident of County | 4 | \$106,200.00 | |
| | | Resident and Loss in County | 2 | \$2,500.00 | |
| | | Claim Loss in County | 1 | \$6,000.00 | |
| Totals: | | 7 | \$114,700.00 | | |
| Lafayette (Florida) | 4 | <u>Claimant Type</u> | <u>Claims Paid</u> | <u>Amount Paid</u> | |
| | | Resident and Loss in County | 1 | \$226,700.00 | |
| | | Totals: | 1 | \$226,700.00 | |
| Lake (Florida) | 50 | <u>Claimant Type</u> | <u>Claims Paid</u> | <u>Amount Paid</u> | |
| | | Resident of County | 9 | \$84,100.00 | |
| | | Resident and Loss in County | 5 | \$137,900.00 | |
| | | Totals: | 14 | \$222,000.00 | |
| Lee (Florida) | 4,005 | <u>Claimant Type</u> | <u>Claims Paid</u> | <u>Amount Paid</u> | |
| | | Resident of County | 39 | \$698,700.00 | |
| | | Resident and Loss in County | 207 | \$3,551,500.00 | |
| | | Claim Loss in County | 42 | \$310,000.00 | |
| Totals: | | 288 | \$4,560,200.00 | | |
| Leon (Florida) | 542 | <u>Claimant Type</u> | <u>Claims Paid</u> | <u>Amount Paid</u> | |
| | | Resident of County | 91 | \$1,756,100.00 | |
| | | Resident and Loss in County | 7 | \$212,600.00 | |
| | | Claim Loss in County | 5 | \$61,800.00 | |
| Totals: | | 103 | \$2,030,500.00 | | |

GCCF Program Statistics - Overall Summary (as of November 8, 2010, 5:05 PM ET)


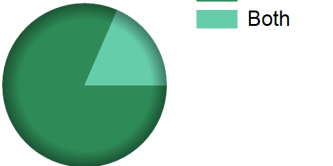

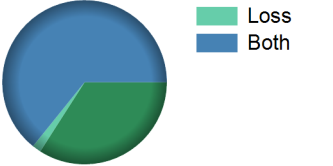
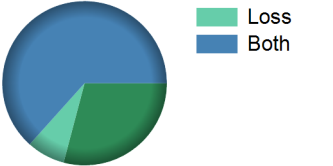
| Levy (Florida) | 155 | <u>Claimant Type</u> | <u>Claims Paid</u> | <u>Amount Paid</u> | Payments in County |
|-------------------|-----|-----------------------------|--------------------|-----------------------|---|
| | | Resident of County | 10 | \$229,300.00 | <ul style="list-style-type: none"> ■ Resident ■ Loss ■ Both |
| | | Resident and Loss in County | 72 | \$1,897,000.00 | |
| | | Claim Loss in County | 9 | \$241,100.00 | |
| | | Totals: | 91 | \$2,367,400.00 | |
| Liberty (Florida) | 59 | <u>Claimant Type</u> | <u>Claims Paid</u> | <u>Amount Paid</u> | Payments in County |
| | | Resident of County | 18 | \$160,000.00 | <ul style="list-style-type: none"> ■ Resident ■ Loss ■ Both |
| | | Resident and Loss in County | 3 | \$36,200.00 | |
| | | Claim Loss in County | 2 | \$49,600.00 | |
| | | Totals: | 23 | \$245,800.00 | |
| Madison (Florida) | 10 | <u>Claimant Type</u> | <u>Claims Paid</u> | <u>Amount Paid</u> | Payments in County |
| | | Resident of County | 1 | \$2,100.00 | <ul style="list-style-type: none"> ■ Resident ■ Loss |
| | | Claim Loss in County | 2 | \$21,200.00 | |
| | | Totals: | 3 | \$23,300.00 | |
| | | | | | |
| Manatee (Florida) | 402 | <u>Claimant Type</u> | <u>Claims Paid</u> | <u>Amount Paid</u> | Payments in County |
| | | Resident of County | 20 | \$468,300.00 | <ul style="list-style-type: none"> ■ Resident ■ Loss ■ Both |
| | | Resident and Loss in County | 49 | \$2,039,500.00 | |
| | | Claim Loss in County | 21 | \$479,000.00 | |
| | | Totals: | 90 | \$2,986,800.00 | |
| Marion (Florida) | 70 | <u>Claimant Type</u> | <u>Claims Paid</u> | <u>Amount Paid</u> | Payments in County |
| | | Resident of County | 9 | \$97,500.00 | <ul style="list-style-type: none"> ■ Resident ■ Loss ■ Both |
| | | Resident and Loss in County | 2 | \$29,100.00 | |
| | | Claim Loss in County | 2 | \$59,800.00 | |
| | | Totals: | 13 | \$186,400.00 | |

GCCF Program Statistics - Overall Summary (as of November 8, 2010, 5:05 PM ET)

| County (Florida) | Total Claims | Claimant Type | Claims Paid | Amount Paid | Payments in County |
|-----------------------------|---------------|-----------------------------|--------------------|---------------------|---|
| Martin (Florida) | 33 | <u>Claimant Type</u> | <u>Claims Paid</u> | <u>Amount Paid</u> |  <ul style="list-style-type: none"> ■ Resident ■ Both |
| | | Resident of County | 2 | \$27,200.00 | |
| | | Resident and Loss in County | 5 | \$109,500.00 | |
| | | Totals: | 7 | \$136,700.00 | |
| Miami-dade (Florida) | 1,649 | <u>Claimant Type</u> | <u>Claims Paid</u> | <u>Amount Paid</u> |  <ul style="list-style-type: none"> ■ Resident ■ Loss ■ Both |
| | | Resident of County | 38 | \$526,400.00 | |
| | | Resident and Loss in County | 27 | \$710,900.00 | |
| | | Claim Loss in County | 13 | \$298,100.00 | |
| Totals: | 78 | \$1,535,400.00 | | | |
| Monroe (Florida) | 4,250 | <u>Claimant Type</u> | <u>Claims Paid</u> | <u>Amount Paid</u> |  <ul style="list-style-type: none"> ■ Resident ■ Loss ■ Both |
| | | Resident of County | 31 | \$742,000.00 | |
| | | Resident and Loss in County | 732 | \$18,727,500.00 | |
| | | Claim Loss in County | 45 | \$568,300.00 | |
| Totals: | 808 | \$20,037,800.00 | | | |
| Nassau (Florida) | 20 | <u>Claimant Type</u> | <u>Claims Paid</u> | <u>Amount Paid</u> |  <ul style="list-style-type: none"> ■ Resident ■ Loss ■ Both |
| | | Resident of County | 3 | \$65,200.00 | |
| | | Resident and Loss in County | 2 | \$31,100.00 | |
| | | Claim Loss in County | 2 | \$33,300.00 | |
| Totals: | 7 | \$129,600.00 | | | |
| Okaloosa (Florida) | 22,328 | <u>Claimant Type</u> | <u>Claims Paid</u> | <u>Amount Paid</u> |  <ul style="list-style-type: none"> ■ Resident ■ Loss ■ Both |
| | | Resident of County | 1,310 | \$16,028,200.00 | |
| | | Resident and Loss in County | 7,020 | \$118,821,200.00 | |
| | | Claim Loss in County | 3,061 | \$37,527,800.00 | |
| Totals: | 11,391 | \$172,377,200.00 | | | |

GCCF Program Statistics - Overall Summary

(as of November 8, 2010, 5:05 PM ET)






| County (Florida) | Total Claims | Claimant Type | Claims Paid | Amount Paid | Payments in County |
|----------------------|--------------|-----------------------------|--------------------|-----------------------|---|
| Okeechobee (Florida) | 6 | <u>Claimant Type</u> | <u>Claims Paid</u> | <u>Amount Paid</u> | Payments in County  |
| | | Claim Loss in County | 1 | \$5,000.00 | |
| | | Totals: | 1 | \$5,000.00 | |
| | | | | | |
| Orange (Florida) | 630 | <u>Claimant Type</u> | <u>Claims Paid</u> | <u>Amount Paid</u> | Payments in County  |
| | | Resident of County | 58 | \$816,200.00 | |
| | | Resident and Loss in County | 6 | \$185,000.00 | |
| | | Totals: | 64 | \$1,001,200.00 | |
| Osceola (Florida) | 41 | <u>Claimant Type</u> | <u>Claims Paid</u> | <u>Amount Paid</u> | Payments in County  |
| | | Resident of County | 4 | \$33,600.00 | |
| | | Totals: | 4 | \$33,600.00 | |
| | | | | | |
| Palm Beach (Florida) | 383 | <u>Claimant Type</u> | <u>Claims Paid</u> | <u>Amount Paid</u> | Payments in County  |
| | | Resident of County | 18 | \$241,600.00 | |
| | | Resident and Loss in County | 9 | \$455,500.00 | |
| | | Claim Loss in County | 2 | \$12,200.00 | |
| Totals: | 29 | \$709,300.00 | | | |
| Pasco (Florida) | 480 | <u>Claimant Type</u> | <u>Claims Paid</u> | <u>Amount Paid</u> | Payments in County  |
| | | Resident of County | 73 | \$1,172,300.00 | |
| | | Resident and Loss in County | 95 | \$2,552,300.00 | |
| | | Claim Loss in County | 19 | \$302,600.00 | |
| Totals: | 187 | \$4,027,200.00 | | | |

GCCF Program Statistics - Overall Summary

(as of November 8, 2010, 5:05 PM ET)

| County (Florida) | Total Claims | Claimant Type | Claims Paid | Amount Paid | Payments in County |
|-----------------------------|--------------|-----------------------------|--------------------|------------------------|--|
| Pinellas (Florida) | 3,260 | <u>Claimant Type</u> | <u>Claims Paid</u> | <u>Amount Paid</u> | <p>Payments in County</p> <ul style="list-style-type: none"> Resident Loss Both |
| | | Resident of County | 53 | \$1,438,600.00 | |
| | | Resident and Loss in County | 548 | \$9,506,900.00 | |
| | | Claim Loss in County | 114 | \$1,678,500.00 | |
| | | Totals: | 715 | \$12,624,000.00 | |
| Polk (Florida) | 234 | <u>Claimant Type</u> | <u>Claims Paid</u> | <u>Amount Paid</u> | <p>Payments in County</p> <ul style="list-style-type: none"> Resident Loss Both |
| | | Resident of County | 12 | \$168,600.00 | |
| | | Resident and Loss in County | 5 | \$145,000.00 | |
| | | Claim Loss in County | 1 | \$9,200.00 | |
| | | Totals: | 18 | \$322,800.00 | |
| Putnam (Florida) | 11 | <u>Claimant Type</u> | <u>Claims Paid</u> | <u>Amount Paid</u> | <p>Payments in County</p> <ul style="list-style-type: none"> Both |
| | | Resident and Loss in County | 2 | \$51,500.00 | |
| | | Totals: | 2 | \$51,500.00 | |
| Santa Rosa (Florida) | 7,718 | <u>Claimant Type</u> | <u>Claims Paid</u> | <u>Amount Paid</u> | <p>Payments in County</p> <ul style="list-style-type: none"> Resident Loss Both |
| | | Resident of County | 914 | \$10,300,300.00 | |
| | | Resident and Loss in County | 1,662 | \$33,729,900.00 | |
| | | Claim Loss in County | 1,194 | \$13,936,100.00 | |
| | | Totals: | 3,770 | \$57,966,300.00 | |
| Sarasota (Florida) | 401 | <u>Claimant Type</u> | <u>Claims Paid</u> | <u>Amount Paid</u> | <p>Payments in County</p> <ul style="list-style-type: none"> Resident Loss Both |
| | | Resident of County | 13 | \$132,400.00 | |
| | | Resident and Loss in County | 36 | \$1,266,100.00 | |
| | | Claim Loss in County | 9 | \$131,500.00 | |
| | | Totals: | 58 | \$1,530,000.00 | |

GCCF Program Statistics - Overall Summary (as of November 8, 2010, 5:05 PM ET)

| County (Florida) | Total Claims | Claimant Type | Claims Paid | Amount Paid | Payments in County |
|---------------------|--------------|-----------------------------|--------------------|---------------------|--|
| Seminole (Florida) | 83 | <u>Claimant Type</u> | <u>Claims Paid</u> | <u>Amount Paid</u> | Payments in County  <ul style="list-style-type: none"> Resident |
| | | Resident of County | 13 | \$189,300.00 | |
| | | Totals: | 13 | \$189,300.00 | |
| St. Johns (Florida) | 48 | <u>Claimant Type</u> | <u>Claims Paid</u> | <u>Amount Paid</u> | Payments in County  <ul style="list-style-type: none"> Resident Both |
| | | Resident of County | 8 | \$145,300.00 | |
| | | Resident and Loss in County | 4 | \$76,500.00 | |
| Totals: | 12 | \$221,800.00 | | | |
| St. Lucie (Florida) | 106 | <u>Claimant Type</u> | <u>Claims Paid</u> | <u>Amount Paid</u> | Payments in County  <ul style="list-style-type: none"> Resident Both |
| | | Resident of County | 4 | \$76,500.00 | |
| | | Resident and Loss in County | 2 | \$62,800.00 | |
| Totals: | 6 | \$139,300.00 | | | |
| Sumter (Florida) | 14 | <u>Claimant Type</u> | <u>Claims Paid</u> | <u>Amount Paid</u> | Payments in County  <ul style="list-style-type: none"> Resident |
| | | Resident of County | 7 | \$153,300.00 | |
| | | Totals: | 7 | \$153,300.00 | |
| Suwannee (Florida) | 13 | <u>Claimant Type</u> | <u>Claims Paid</u> | <u>Amount Paid</u> | Payments in County  <ul style="list-style-type: none"> Resident |
| | | Resident of County | 1 | \$3,200.00 | |
| | | Totals: | 1 | \$3,200.00 | |

GCCF Program Statistics - Overall Summary

(as of November 8, 2010, 5:05 PM ET)

| County (Florida) | Total Claims | Claimant Type | Claims Paid | Amount Paid | Payments in County |
|--------------------------|---------------|-----------------------------|--------------------|---------------------|--|
| Taylor (Florida) | 67 | <u>Claimant Type</u> | <u>Claims Paid</u> | <u>Amount Paid</u> | <p>Payments in County</p> <ul style="list-style-type: none"> Resident Loss Both |
| | | Resident of County | 8 | \$298,200.00 | |
| | | Resident and Loss in County | 33 | \$1,269,800.00 | |
| | | Claim Loss in County | 1 | \$4,800.00 | |
| Totals: | 42 | \$1,572,800.00 | | | |
| Unknown (Florida) | 159 | <u>Claimant Type</u> | <u>Claims Paid</u> | <u>Amount Paid</u> | <p>Payments in County</p> <ul style="list-style-type: none"> Resident |
| | | Resident of County | 34 | \$757,100.00 | |
| | | Totals: | 34 | \$757,100.00 | |
| Volusia (Florida) | 84 | <u>Claimant Type</u> | <u>Claims Paid</u> | <u>Amount Paid</u> | <p>Payments in County</p> <ul style="list-style-type: none"> Resident Loss Both |
| | | Resident of County | 5 | \$184,100.00 | |
| | | Resident and Loss in County | 4 | \$482,000.00 | |
| | | Claim Loss in County | 3 | \$33,800.00 | |
| Totals: | 12 | \$699,900.00 | | | |
| Wakulla (Florida) | 557 | <u>Claimant Type</u> | <u>Claims Paid</u> | <u>Amount Paid</u> | <p>Payments in County</p> <ul style="list-style-type: none"> Resident Loss Both |
| | | Resident of County | 34 | \$835,800.00 | |
| | | Resident and Loss in County | 283 | \$6,341,100.00 | |
| | | Claim Loss in County | 29 | \$719,500.00 | |
| Totals: | 346 | \$7,896,400.00 | | | |
| Walton (Florida) | 10,547 | <u>Claimant Type</u> | <u>Claims Paid</u> | <u>Amount Paid</u> | <p>Payments in County</p> <ul style="list-style-type: none"> Resident Loss Both |
| | | Resident of County | 908 | \$16,493,100.00 | |
| | | Resident and Loss in County | 2,719 | \$47,740,800.00 | |
| | | Claim Loss in County | 2,096 | \$23,178,000.00 | |
| Totals: | 5,723 | \$87,411,900.00 | | | |

GCCF Program Statistics - Overall Summary (as of November 8, 2010, 5:05 PM ET)


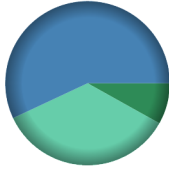

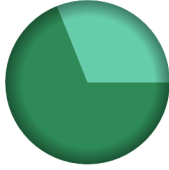
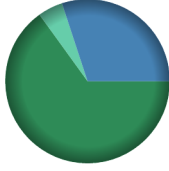
| County | Total Claims | Claimant Type | Claims Paid | Amount Paid | Payments in County |
|-------------------------------|--------------|-----------------------------|--------------------|--------------------|--------------------|
| Washington (Florida) | 959 | <u>Claimant Type</u> | <u>Claims Paid</u> | <u>Amount Paid</u> | |
| | | Resident of County | 207 | \$1,804,000.00 | |
| | | Resident and Loss in County | 37 | \$423,000.00 | |
| | | Claim Loss in County | 7 | \$63,500.00 | |
| Totals: | 251 | \$2,290,500.00 | | | |
| Acadia (Louisiana) | 122 | <u>Claimant Type</u> | <u>Claims Paid</u> | <u>Amount Paid</u> | |
| | | Resident of County | 12 | \$286,900.00 | |
| | | Resident and Loss in County | 9 | \$339,100.00 | |
| | | Claim Loss in County | 4 | \$70,900.00 | |
| Totals: | 25 | \$696,900.00 | | | |
| Allen (Louisiana) | 50 | <u>Claimant Type</u> | <u>Claims Paid</u> | <u>Amount Paid</u> | |
| | | Resident of County | 1 | \$30,000.00 | |
| | | Claim Loss in County | 2 | \$38,600.00 | |
| Totals: | 3 | \$68,600.00 | | | |
| Ascension (Louisiana) | 1,226 | <u>Claimant Type</u> | <u>Claims Paid</u> | <u>Amount Paid</u> | |
| | | Resident of County | 47 | \$628,600.00 | |
| | | Resident and Loss in County | 12 | \$314,500.00 | |
| | | Claim Loss in County | 2 | \$20,900.00 | |
| Totals: | 61 | \$964,000.00 | | | |
| Assumption (Louisiana) | 793 | <u>Claimant Type</u> | <u>Claims Paid</u> | <u>Amount Paid</u> | |
| | | Resident of County | 30 | \$662,700.00 | |
| | | Resident and Loss in County | 76 | \$1,123,700.00 | |
| | | Claim Loss in County | 7 | \$117,500.00 | |
| Totals: | 113 | \$1,903,900.00 | | | |

GCCF Program Statistics - Overall Summary (as of November 8, 2010, 5:05 PM ET)

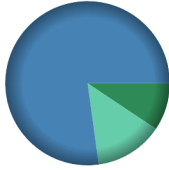




| Parish (Louisiana) | Total Claims | Claimant Type | Claims Paid | Amount Paid | Payments in County |
|-------------------------------|--------------|-----------------------------|--------------------|-----------------------|--------------------|
| Avoyelles (Louisiana) | 104 | <u>Claimant Type</u> | <u>Claims Paid</u> | <u>Amount Paid</u> | |
| | | Resident of County | 12 | \$137,200.00 | |
| | | Resident and Loss in County | 12 | \$666,800.00 | |
| | | Claim Loss in County | 2 | \$38,200.00 | |
| Totals: | 26 | \$842,200.00 | | | |
| Beauregard (Louisiana) | 24 | <u>Claimant Type</u> | <u>Claims Paid</u> | <u>Amount Paid</u> | |
| | | Resident of County | 3 | \$135,200.00 | |
| | | Resident and Loss in County | 4 | \$76,000.00 | |
| | | Totals: | 7 | \$211,200.00 | |
| Bossier (Louisiana) | 47 | <u>Claimant Type</u> | <u>Claims Paid</u> | <u>Amount Paid</u> | |
| | | Resident of County | 5 | \$62,500.00 | |
| | | Totals: | 5 | \$62,500.00 | |
| Caddo (Louisiana) | 130 | <u>Claimant Type</u> | <u>Claims Paid</u> | <u>Amount Paid</u> | |
| | | Resident of County | 13 | \$129,200.00 | |
| | | Totals: | 13 | \$129,200.00 | |
| Calcasieu (Louisiana) | 758 | <u>Claimant Type</u> | <u>Claims Paid</u> | <u>Amount Paid</u> | |
| | | Resident of County | 117 | \$3,011,800.00 | |
| | | Resident and Loss in County | 94 | \$2,244,300.00 | |
| | | Claim Loss in County | 24 | \$496,000.00 | |
| | | Totals: | 235 | \$5,752,100.00 | |

GCCF Program Statistics - Overall Summary

(as of November 8, 2010, 5:05 PM ET)

| County (Louisiana) | Total Claims | Claimant Type | Claims Paid | Amount Paid | Payments in County |
|--------------------|--------------|-----------------------------|--------------------|-----------------------|--|
| Caldwell | 6 | <u>Claimant Type</u> | <u>Claims Paid</u> | <u>Amount Paid</u> | Payments in County  <ul style="list-style-type: none"> Resident |
| | | Resident of County | 2 | \$7,300.00 | |
| | | Totals: | 2 | \$7,300.00 | |
| | | | | | |
| Cameron | 343 | <u>Claimant Type</u> | <u>Claims Paid</u> | <u>Amount Paid</u> | Payments in County  <ul style="list-style-type: none"> Resident Loss Both |
| | | Resident of County | 20 | \$514,400.00 | |
| | | Resident and Loss in County | 130 | \$3,610,700.00 | |
| | | Claim Loss in County | 85 | \$2,211,800.00 | |
| | | Totals: | 235 | \$6,336,900.00 | |
| Claiborne | 4 | <u>Claimant Type</u> | <u>Claims Paid</u> | <u>Amount Paid</u> | Payments in County  <ul style="list-style-type: none"> Loss |
| | | Claim Loss in County | 1 | \$80,400.00 | |
| | | Totals: | 1 | \$80,400.00 | |
| Concordia | 43 | <u>Claimant Type</u> | <u>Claims Paid</u> | <u>Amount Paid</u> | Payments in County  <ul style="list-style-type: none"> Resident Both |
| | | Resident of County | 3 | \$155,700.00 | |
| | | Resident and Loss in County | 2 | \$70,000.00 | |
| | | Totals: | 5 | \$225,700.00 | |
| E. Baton Rouge | 3,064 | <u>Claimant Type</u> | <u>Claims Paid</u> | <u>Amount Paid</u> | Payments in County  <ul style="list-style-type: none"> Resident Loss Both |
| | | Resident of County | 173 | \$2,944,400.00 | |
| | | Resident and Loss in County | 48 | \$1,359,500.00 | |
| | | Claim Loss in County | 14 | \$221,600.00 | |
| | | Totals: | 235 | \$4,525,500.00 | |

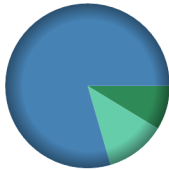

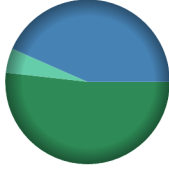


GCCF Program Statistics - Overall Summary (as of November 8, 2010, 5:05 PM ET)

| Claimant | Count | Claimant Type | Claims Paid | Amount Paid | Payments in County |
|---------------------------------|--------------|-----------------------------|--------------------|------------------------|--|
| E. Feliciana (Louisiana) | 43 | <u>Claimant Type</u> | <u>Claims Paid</u> | <u>Amount Paid</u> | Payments in County  <ul style="list-style-type: none"> ■ Resident ■ Loss ■ Both |
| | | Resident of County | 1 | \$14,000.00 | |
| | | Resident and Loss in County | 3 | \$115,000.00 | |
| | | Claim Loss in County | 1 | \$20,000.00 | |
| Totals: | 5 | \$149,000.00 | | | |
| Evangeline (Louisiana) | 60 | <u>Claimant Type</u> | <u>Claims Paid</u> | <u>Amount Paid</u> | Payments in County  <ul style="list-style-type: none"> ■ Resident ■ Both |
| | | Resident of County | 5 | \$103,900.00 | |
| | | Resident and Loss in County | 4 | \$70,300.00 | |
| | | Totals: | 9 | \$174,200.00 | |
| Franklin (Louisiana) | 8 | <u>Claimant Type</u> | <u>Claims Paid</u> | <u>Amount Paid</u> | Payments in County  <ul style="list-style-type: none"> ■ Resident |
| | | Resident of County | 3 | \$35,200.00 | |
| | | Totals: | 3 | \$35,200.00 | |
| Grant (Louisiana) | 17 | <u>Claimant Type</u> | <u>Claims Paid</u> | <u>Amount Paid</u> | Payments in County  <ul style="list-style-type: none"> ■ Resident ■ Loss |
| | | Resident of County | 1 | \$15,500.00 | |
| | | Claim Loss in County | 1 | \$10,000.00 | |
| | | Totals: | 2 | \$25,500.00 | |
| Iberia (Louisiana) | 1,191 | <u>Claimant Type</u> | <u>Claims Paid</u> | <u>Amount Paid</u> | Payments in County  <ul style="list-style-type: none"> ■ Resident ■ Loss ■ Both |
| | | Resident of County | 119 | \$3,400,500.00 | |
| | | Resident and Loss in County | 251 | \$6,143,700.00 | |
| | | Claim Loss in County | 121 | \$2,765,200.00 | |
| | | Totals: | 491 | \$12,309,400.00 | |

GCCF Program Statistics - Overall Summary (as of November 8, 2010, 5:05 PM ET)

| County (Louisiana) | Total Claims | Claimant Type | Claims Paid | Amount Paid | Payments in County |
|------------------------------------|---------------|-----------------------------|--------------------|--------------------|--------------------|
| Iberville (Louisiana) | 303 | <u>Claimant Type</u> | <u>Claims Paid</u> | <u>Amount Paid</u> | |
| | | Resident of County | 11 | \$273,300.00 | |
| | | Resident and Loss in County | 50 | \$823,200.00 | |
| | | Claim Loss in County | 6 | \$138,300.00 | |
| Totals: | 67 | \$1,234,800.00 | | | |
| Jackson (Louisiana) | 3 | <u>Claimant Type</u> | <u>Claims Paid</u> | <u>Amount Paid</u> | |
| | | Resident of County | 1 | \$18,600.00 | |
| | | Resident and Loss in County | 1 | \$4,500.00 | |
| | | Totals: | 2 | \$23,100.00 | |
| Jefferson (Louisiana) | 54,226 | <u>Claimant Type</u> | <u>Claims Paid</u> | <u>Amount Paid</u> | |
| | | Resident of County | 3,376 | \$41,206,700.00 | |
| | | Resident and Loss in County | 5,946 | \$91,236,000.00 | |
| | | Claim Loss in County | 2,431 | \$28,264,000.00 | |
| Totals: | 11,753 | \$160,706,700.00 | | | |
| Jefferson Davis (Louisiana) | 54 | <u>Claimant Type</u> | <u>Claims Paid</u> | <u>Amount Paid</u> | |
| | | Resident of County | 6 | \$56,100.00 | |
| | | Resident and Loss in County | 9 | \$234,300.00 | |
| | | Claim Loss in County | 2 | \$65,000.00 | |
| Totals: | 17 | \$355,400.00 | | | |
| Lafayette (Louisiana) | 1,509 | <u>Claimant Type</u> | <u>Claims Paid</u> | <u>Amount Paid</u> | |
| | | Resident of County | 212 | \$5,522,600.00 | |
| | | Resident and Loss in County | 137 | \$3,795,100.00 | |
| | | Claim Loss in County | 87 | \$2,087,800.00 | |
| Totals: | 436 | \$11,405,500.00 | | | |

GCCF Program Statistics - Overall Summary (as of November 8, 2010, 5:05 PM ET)


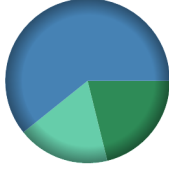

| Parish (Louisiana) | Total Claims | Claimant Type | Claims Paid | Amount Paid | Payments in County |
|---------------------------------|--------------|-----------------------------|--------------------|---------------------|---|
| Lafourche (Louisiana) | 3,599 | <u>Claimant Type</u> | <u>Claims Paid</u> | <u>Amount Paid</u> |  <ul style="list-style-type: none"> ■ Resident ■ Loss ■ Both |
| | | Resident of County | 198 | \$3,806,800.00 | |
| | | Resident and Loss in County | 1,036 | \$34,828,800.00 | |
| | | Claim Loss in County | 302 | \$5,176,100.00 | |
| Totals: | 1,536 | \$43,811,700.00 | | | |
| Lincoln (Louisiana) | 27 | <u>Claimant Type</u> | <u>Claims Paid</u> | <u>Amount Paid</u> |  <ul style="list-style-type: none"> ■ Resident |
| | | Resident of County | 4 | \$133,100.00 | |
| | | Totals: | 4 | \$133,100.00 | |
| Livingston (Louisiana) | 402 | <u>Claimant Type</u> | <u>Claims Paid</u> | <u>Amount Paid</u> |  <ul style="list-style-type: none"> ■ Resident ■ Loss ■ Both |
| | | Resident of County | 44 | \$1,021,500.00 | |
| | | Resident and Loss in County | 21 | \$856,400.00 | |
| | | Claim Loss in County | 5 | \$95,000.00 | |
| Totals: | 70 | \$1,972,900.00 | | | |
| Madison (Louisiana) | 8 | <u>Claimant Type</u> | <u>Claims Paid</u> | <u>Amount Paid</u> |  <ul style="list-style-type: none"> ■ Resident |
| | | Resident of County | 1 | \$16,200.00 | |
| | | Totals: | 1 | \$16,200.00 | |
| Natchitoches (Louisiana) | 24 | <u>Claimant Type</u> | <u>Claims Paid</u> | <u>Amount Paid</u> |  <ul style="list-style-type: none"> ■ Resident ■ Both |
| | | Resident of County | 3 | \$61,000.00 | |
| | | Resident and Loss in County | 3 | \$55,400.00 | |
| | | Totals: | 6 | \$116,400.00 | |

GCCF Program Statistics - Overall Summary (as of November 8, 2010, 5:05 PM ET)

| Parish (Louisiana) | Total Claims | Claimant Type | Claims Paid | Amount Paid | Payments in County |
|----------------------------------|---------------|-----------------------------|-------------------------|--------------------|--------------------|
| Orleans (Louisiana) | 61,454 | <u>Claimant Type</u> | <u>Claims Paid</u> | <u>Amount Paid</u> | |
| | | Resident of County | 2,029 | \$20,776,400.00 | |
| | | Resident and Loss in County | 10,133 | \$112,162,300.00 | |
| | | Claim Loss in County | 3,935 | \$46,973,900.00 | |
| Totals: | | 16,097 | \$179,912,600.00 | | |
| Ouachita (Louisiana) | 116 | <u>Claimant Type</u> | <u>Claims Paid</u> | <u>Amount Paid</u> | |
| | | Resident of County | 24 | \$336,000.00 | |
| | | Resident and Loss in County | 4 | \$104,600.00 | |
| | | Totals: | | 28 | |
| Plaquemines (Louisiana) | 4,848 | <u>Claimant Type</u> | <u>Claims Paid</u> | <u>Amount Paid</u> | |
| | | Resident of County | 154 | \$4,496,700.00 | |
| | | Resident and Loss in County | 1,106 | \$60,843,900.00 | |
| | | Claim Loss in County | 650 | \$18,285,000.00 | |
| Totals: | | 1,910 | \$83,625,600.00 | | |
| Pointe Coupee (Louisiana) | 45 | <u>Claimant Type</u> | <u>Claims Paid</u> | <u>Amount Paid</u> | |
| | | Resident of County | 4 | \$120,800.00 | |
| | | Resident and Loss in County | 2 | \$30,000.00 | |
| | | Totals: | | 6 | |
| Rapides (Louisiana) | 204 | <u>Claimant Type</u> | <u>Claims Paid</u> | <u>Amount Paid</u> | |
| | | Resident of County | 20 | \$357,800.00 | |
| | | Resident and Loss in County | 5 | \$309,800.00 | |
| | | Totals: | | 25 | |

GCCF Program Statistics - Overall Summary

(as of November 8, 2010, 5:05 PM ET)

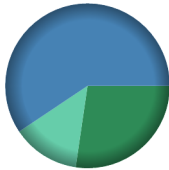
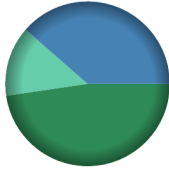
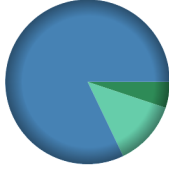
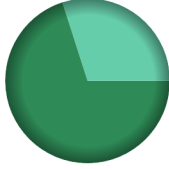

| County (Louisiana) | Total Claims | Claimant Type | Claims Paid | Amount Paid | Payments in County |
|--------------------|--------------|-----------------------------|--------------------|------------------------|--|
| Richland | 5 | <u>Claimant Type</u> | <u>Claims Paid</u> | <u>Amount Paid</u> | Payments in County  <ul style="list-style-type: none"> Resident |
| | | Resident of County | 3 | \$114,400.00 | |
| | | Totals: | 3 | \$114,400.00 | |
| | | Sabine | 9 | <u>Claimant Type</u> | |
| Resident of County | 1 | | | \$16,800.00 | |
| Totals: | 1 | | | \$16,800.00 | |
| St. Bernard | 5,217 | | | <u>Claimant Type</u> | <u>Claims Paid</u> |
| | | Resident of County | 430 | \$5,328,200.00 | |
| | | Resident and Loss in County | 797 | \$23,430,700.00 | |
| | | Claim Loss in County | 247 | \$5,220,600.00 | |
| | | Totals: | 1,474 | \$33,979,500.00 | |
| St. Charles | 3,915 | <u>Claimant Type</u> | <u>Claims Paid</u> | <u>Amount Paid</u> | Payments in County  <ul style="list-style-type: none"> Resident Loss Both |
| | | Resident of County | 249 | \$2,629,200.00 | |
| | | Resident and Loss in County | 319 | \$7,553,800.00 | |
| | | Claim Loss in County | 173 | \$2,253,500.00 | |
| | | Totals: | 741 | \$12,436,500.00 | |
| St. Helena | 48 | <u>Claimant Type</u> | <u>Claims Paid</u> | <u>Amount Paid</u> | Payments in County  <ul style="list-style-type: none"> Resident Loss |
| | | Resident of County | 3 | \$50,500.00 | |
| | | Claim Loss in County | 1 | \$25,000.00 | |
| | | Totals: | 4 | \$75,500.00 | |

GCCF Program Statistics - Overall Summary (as of November 8, 2010, 5:05 PM ET)

| Parish (Louisiana) | Total Claims | Claimant Type | Claims Paid | Amount Paid | Payments in County |
|---|--------------|-----------------------------|--------------------|--------------------|---|
| St. James (Louisiana) | 1,078 | <u>Claimant Type</u> | <u>Claims Paid</u> | <u>Amount Paid</u> | <ul style="list-style-type: none"> ■ Resident ■ Loss ■ Both |
| | | Resident of County | 19 | \$303,300.00 | |
| | | Resident and Loss in County | 9 | \$223,200.00 | |
| | | Claim Loss in County | 2 | \$53,800.00 | |
| Totals: | 30 | \$580,300.00 | | | |
| St. John The Baptist (Louisiana) | 4,817 | <u>Claimant Type</u> | <u>Claims Paid</u> | <u>Amount Paid</u> | <ul style="list-style-type: none"> ■ Resident ■ Loss ■ Both |
| | | Resident of County | 227 | \$1,991,400.00 | |
| | | Resident and Loss in County | 167 | \$2,541,600.00 | |
| | | Claim Loss in County | 58 | \$579,500.00 | |
| Totals: | 452 | \$5,112,500.00 | | | |
| St. Landry (Louisiana) | 222 | <u>Claimant Type</u> | <u>Claims Paid</u> | <u>Amount Paid</u> | <ul style="list-style-type: none"> ■ Resident ■ Loss ■ Both |
| | | Resident of County | 23 | \$582,400.00 | |
| | | Resident and Loss in County | 18 | \$532,700.00 | |
| | | Claim Loss in County | 4 | \$104,300.00 | |
| Totals: | 45 | \$1,219,400.00 | | | |
| St. Martin (Louisiana) | 631 | <u>Claimant Type</u> | <u>Claims Paid</u> | <u>Amount Paid</u> | <ul style="list-style-type: none"> ■ Resident ■ Loss ■ Both |
| | | Resident of County | 58 | \$1,104,200.00 | |
| | | Resident and Loss in County | 213 | \$4,428,350.00 | |
| | | Claim Loss in County | 21 | \$299,200.00 | |
| Totals: | 292 | \$5,831,750.00 | | | |
| St. Mary (Louisiana) | 1,622 | <u>Claimant Type</u> | <u>Claims Paid</u> | <u>Amount Paid</u> | <ul style="list-style-type: none"> ■ Resident ■ Loss ■ Both |
| | | Resident of County | 106 | \$2,316,200.00 | |
| | | Resident and Loss in County | 345 | \$8,753,900.00 | |
| | | Claim Loss in County | 184 | \$5,582,700.00 | |
| Totals: | 635 | \$16,652,800.00 | | | |

GCCF Program Statistics - Overall Summary

(as of November 8, 2010, 5:05 PM ET)

| County (Louisiana) | Total Claims | Claimant Type | Claims Paid | Amount Paid | Payments in County |
|--------------------|--------------|-----------------------------|--------------------|--------------------|---|
| St. Tammany | 7,363 | <u>Claimant Type</u> | <u>Claims Paid</u> | <u>Amount Paid</u> |  <ul style="list-style-type: none"> ■ Resident ■ Loss ■ Both |
| | | Resident of County | 643 | \$10,351,600.00 | |
| | | Resident and Loss in County | 1,095 | \$22,500,800.00 | |
| | | Claim Loss in County | 346 | \$5,043,465.00 | |
| Totals: | 2,084 | \$37,895,865.00 | | | |
| Tangipahoa | 1,732 | <u>Claimant Type</u> | <u>Claims Paid</u> | <u>Amount Paid</u> |  <ul style="list-style-type: none"> ■ Resident ■ Loss ■ Both |
| | | Resident of County | 125 | \$2,526,000.00 | |
| | | Resident and Loss in County | 96 | \$2,042,800.00 | |
| | | Claim Loss in County | 23 | \$728,700.00 | |
| Totals: | 244 | \$5,297,500.00 | | | |
| Terrebonne | 5,849 | <u>Claimant Type</u> | <u>Claims Paid</u> | <u>Amount Paid</u> |  <ul style="list-style-type: none"> ■ Resident ■ Loss ■ Both |
| | | Resident of County | 173 | \$3,577,000.00 | |
| | | Resident and Loss in County | 2,127 | \$57,490,200.00 | |
| | | Claim Loss in County | 384 | \$8,940,900.00 | |
| Totals: | 2,684 | \$70,008,100.00 | | | |
| Union | 9 | <u>Claimant Type</u> | <u>Claims Paid</u> | <u>Amount Paid</u> |  <ul style="list-style-type: none"> ■ Resident ■ Both |
| | | Resident of County | 2 | \$95,500.00 | |
| | | Resident and Loss in County | 1 | \$40,800.00 | |
| Totals: | 3 | \$136,300.00 | | | |
| Unknown | 299 | <u>Claimant Type</u> | <u>Claims Paid</u> | <u>Amount Paid</u> |  <ul style="list-style-type: none"> ■ Resident |
| | | Resident of County | 54 | \$944,500.00 | |
| Totals: | 54 | \$944,500.00 | | | |

GCCF Program Statistics - Overall Summary

(as of November 8, 2010, 5:05 PM ET)






| County (Louisiana) | Total Claims | Claimant Type | Claims Paid | Amount Paid | Payments in County |
|-----------------------------------|--------------|-----------------------------|--------------------|--------------------|---|
| Vermilion (Louisiana) | 1,264 | <u>Claimant Type</u> | <u>Claims Paid</u> | <u>Amount Paid</u> |  <ul style="list-style-type: none"> ■ Resident ■ Loss ■ Both |
| | | Resident of County | 113 | \$2,430,100.00 | |
| | | Resident and Loss in County | 558 | \$13,198,900.00 | |
| | | Claim Loss in County | 171 | \$22,309,200.00 | |
| Totals: | 842 | \$37,938,200.00 | | | |
| Vernon (Louisiana) | 18 | <u>Claimant Type</u> | <u>Claims Paid</u> | <u>Amount Paid</u> |  <ul style="list-style-type: none"> ■ Resident ■ Loss |
| | | Resident of County | 1 | \$10,000.00 | |
| | | Claim Loss in County | 3 | \$124,000.00 | |
| Totals: | 4 | \$134,000.00 | | | |
| W. Baton Rouge (Louisiana) | 137 | <u>Claimant Type</u> | <u>Claims Paid</u> | <u>Amount Paid</u> |  <ul style="list-style-type: none"> ■ Loss ■ Both |
| | | Resident and Loss in County | 1 | \$28,100.00 | |
| | | Claim Loss in County | 1 | \$3,700.00 | |
| Totals: | 2 | \$31,800.00 | | | |
| W. Feliciana (Louisiana) | 23 | <u>Claimant Type</u> | <u>Claims Paid</u> | <u>Amount Paid</u> |  <ul style="list-style-type: none"> ■ Resident |
| | | Resident of County | 1 | \$8,000.00 | |
| Totals: | 1 | \$8,000.00 | | | |
| Washington (Louisiana) | 312 | <u>Claimant Type</u> | <u>Claims Paid</u> | <u>Amount Paid</u> |  <ul style="list-style-type: none"> ■ Resident ■ Loss ■ Both |
| | | Resident of County | 24 | \$676,200.00 | |
| | | Resident and Loss in County | 14 | \$561,600.00 | |
| | | Claim Loss in County | 1 | \$9,000.00 | |
| Totals: | 39 | \$1,246,800.00 | | | |

GCCF Program Statistics - Overall Summary (as of November 8, 2010, 5:05 PM ET)

| County | Count | Claimant Type | Claims Paid | Amount Paid | Payments in County |
|----------------------------|-------|----------------------|--------------------|--------------------|---|
| Webster (Louisiana) | 11 | <u>Claimant Type</u> | <u>Claims Paid</u> | <u>Amount Paid</u> | Payments in County  Resident |
| | | Resident of County | 1 | \$91,000.00 | |
| | | Totals: | 1 | \$91,000.00 | |
| Amite (Mississippi) | 26 | <u>Claimant Type</u> | <u>Claims Paid</u> | <u>Amount Paid</u> | Payments in County  Resident |
| | | Resident of County | 1 | \$22,100.00 | |
| | | Totals: | 1 | \$22,100.00 | |
| Bolivar (Mississippi) | 8 | <u>Claimant Type</u> | <u>Claims Paid</u> | <u>Amount Paid</u> | Payments in County  Resident |
| | | Resident of County | 1 | \$2,100.00 | |
| | | Totals: | 1 | \$2,100.00 | |
| Calhoun (Mississippi) | 4 | <u>Claimant Type</u> | <u>Claims Paid</u> | <u>Amount Paid</u> | Payments in County  Resident |
| | | Resident of County | 1 | \$55,000.00 | |
| | | Totals: | 1 | \$55,000.00 | |
| Chickasaw (Mississippi) | 1 | <u>Claimant Type</u> | <u>Claims Paid</u> | <u>Amount Paid</u> | Payments in County  Resident |
| | | Resident of County | 1 | \$6,000.00 | |
| | | Totals: | 1 | \$6,000.00 | |


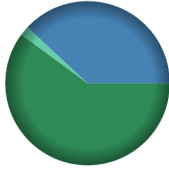

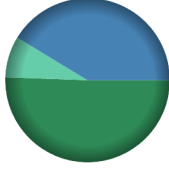

GCCF Program Statistics - Overall Summary

(as of November 8, 2010, 5:05 PM ET)

| County (Mississippi) | Total Claims | Claimant Type | Claims Paid | Amount Paid | Payments in County |
|----------------------|--------------|-----------------------------|--------------------|---------------------|--|
| Claiborne | 11 | <u>Claimant Type</u> | <u>Claims Paid</u> | <u>Amount Paid</u> | Payments in County  Resident |
| | | Resident of County | 1 | \$17,600.00 | |
| | | Totals: | 1 | \$17,600.00 | |
| Clarke | 61 | <u>Claimant Type</u> | <u>Claims Paid</u> | <u>Amount Paid</u> | Payments in County  Resident |
| | | Resident of County | 4 | \$112,900.00 | |
| | | Totals: | 4 | \$112,900.00 | |
| Coahoma | 4 | <u>Claimant Type</u> | <u>Claims Paid</u> | <u>Amount Paid</u> | Payments in County  Resident |
| | | Resident of County | 1 | \$35,000.00 | |
| | | Totals: | 1 | \$35,000.00 | |
| Copiah | 26 | <u>Claimant Type</u> | <u>Claims Paid</u> | <u>Amount Paid</u> | Payments in County  Resident |
| | | Resident of County | 1 | \$20,000.00 | |
| | | Totals: | 1 | \$20,000.00 | |
| Covington | 103 | <u>Claimant Type</u> | <u>Claims Paid</u> | <u>Amount Paid</u> | Payments in County  Resident Both |
| | | Resident of County | 2 | \$39,400.00 | |
| | | Resident and Loss in County | 1 | \$1,000.00 | |
| | | Totals: | 3 | \$40,400.00 | |

GCCF Program Statistics - Overall Summary

(as of November 8, 2010, 5:05 PM ET)

| County (Mississippi) | Total Claims | Claimant Type | Claims Paid | Amount Paid | Payments in County |
|----------------------|--------------|-----------------------------|--------------------|---------------------|---|
| Desoto | 39 | <u>Claimant Type</u> | <u>Claims Paid</u> | <u>Amount Paid</u> | Payments in County  <ul style="list-style-type: none"> Resident |
| | | Resident of County | 16 | \$179,600.00 | |
| | | Totals: | 16 | \$179,600.00 | |
| | | | | | |
| Forrest | 861 | <u>Claimant Type</u> | <u>Claims Paid</u> | <u>Amount Paid</u> | Payments in County  <ul style="list-style-type: none"> Resident Loss Both |
| | | Resident of County | 51 | \$684,900.00 | |
| | | Resident and Loss in County | 15 | \$433,500.00 | |
| | | Claim Loss in County | 4 | \$21,200.00 | |
| Totals: | 70 | \$1,139,600.00 | | | |
| Franklin | 13 | <u>Claimant Type</u> | <u>Claims Paid</u> | <u>Amount Paid</u> | Payments in County  <ul style="list-style-type: none"> Resident Loss |
| | | Resident of County | 1 | \$7,500.00 | |
| | | Claim Loss in County | 1 | \$14,600.00 | |
| | | Totals: | 2 | \$22,100.00 | |
| George | 442 | <u>Claimant Type</u> | <u>Claims Paid</u> | <u>Amount Paid</u> | Payments in County  <ul style="list-style-type: none"> Resident Loss Both |
| | | Resident of County | 56 | \$842,000.00 | |
| | | Resident and Loss in County | 22 | \$687,400.00 | |
| | | Claim Loss in County | 7 | \$135,200.00 | |
| Totals: | 85 | \$1,664,600.00 | | | |
| Greene | 113 | <u>Claimant Type</u> | <u>Claims Paid</u> | <u>Amount Paid</u> | Payments in County  <ul style="list-style-type: none"> Resident Both |
| | | Resident of County | 6 | \$60,800.00 | |
| | | Resident and Loss in County | 5 | \$31,900.00 | |
| | | Totals: | 11 | \$92,700.00 | |

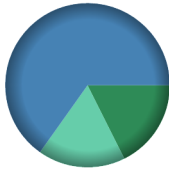

GCCF Program Statistics - Overall Summary

(as of November 8, 2010, 5:05 PM ET)

| County (Mississippi) | Total Claims | Claimant Type | Claims Paid | Amount Paid | Payments in County |
|-----------------------------------|---------------|-----------------------------|--------------------|------------------------|--|
| Hancock (Mississippi) | 3,155 | <u>Claimant Type</u> | <u>Claims Paid</u> | <u>Amount Paid</u> | <p>Payments in County</p> <ul style="list-style-type: none"> Resident Loss Both |
| | | Resident of County | 179 | \$2,620,600.00 | |
| | | Resident and Loss in County | 691 | \$15,411,800.00 | |
| | | Claim Loss in County | 133 | \$2,346,500.00 | |
| | | Totals: | 1,003 | \$20,378,900.00 | |
| Harrison (Mississippi) | 24,137 | <u>Claimant Type</u> | <u>Claims Paid</u> | <u>Amount Paid</u> | <p>Payments in County</p> <ul style="list-style-type: none"> Resident Loss Both |
| | | Resident of County | 522 | \$7,566,836.50 | |
| | | Resident and Loss in County | 4,947 | \$75,013,600.00 | |
| | | Claim Loss in County | 928 | \$12,132,600.00 | |
| | | Totals: | 6,397 | \$94,713,036.50 | |
| Hinds (Mississippi) | 197 | <u>Claimant Type</u> | <u>Claims Paid</u> | <u>Amount Paid</u> | <p>Payments in County</p> <ul style="list-style-type: none"> Resident Loss Both |
| | | Resident of County | 18 | \$264,300.00 | |
| | | Resident and Loss in County | 2 | \$6,100.00 | |
| | | Claim Loss in County | 4 | \$74,000.00 | |
| | | Totals: | 24 | \$344,400.00 | |
| Humphreys (Mississippi) | 3 | <u>Claimant Type</u> | <u>Claims Paid</u> | <u>Amount Paid</u> | <p>Payments in County</p> <ul style="list-style-type: none"> Resident Loss |
| | | Resident of County | 1 | \$9,300.00 | |
| | | Claim Loss in County | 1 | \$28,000.00 | |
| | | Totals: | 2 | \$37,300.00 | |
| Itawamba (Mississippi) | 1 | <u>Claimant Type</u> | <u>Claims Paid</u> | <u>Amount Paid</u> | <p>Payments in County</p> <ul style="list-style-type: none"> Resident |
| | | Resident of County | 1 | \$6,000.00 | |
| | | Totals: | 1 | \$6,000.00 | |


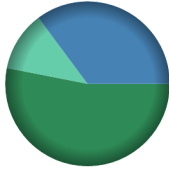

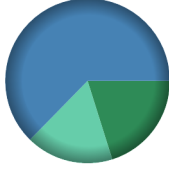

GCCF Program Statistics - Overall Summary

(as of November 8, 2010, 5:05 PM ET)



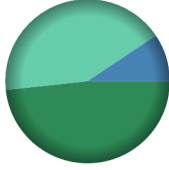


| County (Mississippi) | Total Claims | Claimant Type | Claims Paid | Amount Paid | Payments in County |
|------------------------|---------------|-----------------------------|--------------------|---------------------|---|
| Jackson | 11,349 | <u>Claimant Type</u> | <u>Claims Paid</u> | <u>Amount Paid</u> |  <ul style="list-style-type: none"> ■ Resident ■ Loss ■ Both |
| | | Resident of County | 650 | \$8,015,500.00 | |
| | | Resident and Loss in County | 1,401 | \$29,645,300.00 | |
| | | Claim Loss in County | 538 | \$7,816,100.00 | |
| Totals: | 2,589 | \$45,476,900.00 | | | |
| Jasper | 67 | <u>Claimant Type</u> | <u>Claims Paid</u> | <u>Amount Paid</u> |  <ul style="list-style-type: none"> ■ Resident ■ Both |
| | | Resident of County | 1 | \$18,400.00 | |
| | | Resident and Loss in County | 1 | \$25,500.00 | |
| | | Totals: | 2 | \$43,900.00 | |
| Jefferson Davis | 132 | <u>Claimant Type</u> | <u>Claims Paid</u> | <u>Amount Paid</u> |  <ul style="list-style-type: none"> ■ Resident |
| | | Resident of County | 1 | \$7,200.00 | |
| | | Totals: | 1 | \$7,200.00 | |
| Jones | 155 | <u>Claimant Type</u> | <u>Claims Paid</u> | <u>Amount Paid</u> |  <ul style="list-style-type: none"> ■ Resident ■ Both |
| | | Resident of County | 12 | \$192,400.00 | |
| | | Resident and Loss in County | 1 | \$50,000.00 | |
| | | Totals: | 13 | \$242,400.00 | |
| Kemper | 6 | <u>Claimant Type</u> | <u>Claims Paid</u> | <u>Amount Paid</u> |  <ul style="list-style-type: none"> ■ Loss |
| | | Claim Loss in County | 2 | \$108,800.00 | |
| | | Totals: | 2 | \$108,800.00 | |

GCCF Program Statistics - Overall Summary

(as of November 8, 2010, 5:05 PM ET)

| County (Mississippi) | Total Claims | Claimant Type | Claims Paid | Amount Paid | Payments in County |
|----------------------|--------------|-----------------------------|--------------------|---------------------|---|
| Lafayette | 14 | <u>Claimant Type</u> | <u>Claims Paid</u> | <u>Amount Paid</u> | Payments in County  <ul style="list-style-type: none"> Resident |
| | | Resident of County | 8 | \$88,700.00 | |
| | | Totals: | 8 | \$88,700.00 | |
| | | | | | |
| Lamar | 163 | <u>Claimant Type</u> | <u>Claims Paid</u> | <u>Amount Paid</u> | Payments in County  <ul style="list-style-type: none"> Resident Loss Both |
| | | Resident of County | 11 | \$153,900.00 | |
| | | Resident and Loss in County | 3 | \$102,000.00 | |
| | | Claim Loss in County | 2 | \$34,000.00 | |
| Totals: | 16 | \$289,900.00 | | | |
| Lauderdale | 75 | <u>Claimant Type</u> | <u>Claims Paid</u> | <u>Amount Paid</u> | Payments in County  <ul style="list-style-type: none"> Resident |
| | | Resident of County | 15 | \$150,100.00 | |
| | | Totals: | 15 | \$150,100.00 | |
| Lawrence | 94 | <u>Claimant Type</u> | <u>Claims Paid</u> | <u>Amount Paid</u> | Payments in County  <ul style="list-style-type: none"> Resident Loss Both |
| | | Resident of County | 2 | \$21,700.00 | |
| | | Resident and Loss in County | 5 | \$67,500.00 | |
| | | Claim Loss in County | 2 | \$18,500.00 | |
| Totals: | 9 | \$107,700.00 | | | |
| Leake | 15 | <u>Claimant Type</u> | <u>Claims Paid</u> | <u>Amount Paid</u> | Payments in County  <ul style="list-style-type: none"> Resident |
| | | Resident of County | 2 | \$63,000.00 | |
| | | Totals: | 2 | \$63,000.00 | |

GCCF Program Statistics - Overall Summary (as of November 8, 2010, 5:05 PM ET)

| County | Total Claims | Claimant Type | Claims Paid | Amount Paid | Payments in County |
|------------------------------|--------------|-----------------------------|--------------------|---------------------|---|
| Lee (Mississippi) | 23 | <u>Claimant Type</u> | <u>Claims Paid</u> | <u>Amount Paid</u> | Payments in County  <ul style="list-style-type: none"> Resident |
| | | Resident of County | 9 | \$92,000.00 | |
| | | Totals: | 9 | \$92,000.00 | |
| | | | | | |
| Leflore (Mississippi) | 7 | <u>Claimant Type</u> | <u>Claims Paid</u> | <u>Amount Paid</u> | Payments in County  <ul style="list-style-type: none"> Resident |
| | | Resident of County | 1 | \$7,800.00 | |
| | | Totals: | 1 | \$7,800.00 | |
| | | | | | |
| Lincoln (Mississippi) | 39 | <u>Claimant Type</u> | <u>Claims Paid</u> | <u>Amount Paid</u> | Payments in County  <ul style="list-style-type: none"> Resident Loss Both |
| | | Resident of County | 5 | \$114,200.00 | |
| | | Resident and Loss in County | 1 | \$22,200.00 | |
| | | Claim Loss in County | 1 | \$100,000.00 | |
| | | Totals: | 7 | \$236,400.00 | |
| Lowndes (Mississippi) | 33 | <u>Claimant Type</u> | <u>Claims Paid</u> | <u>Amount Paid</u> | Payments in County  <ul style="list-style-type: none"> Resident Both |
| | | Resident of County | 12 | \$108,100.00 | |
| | | Resident and Loss in County | 1 | \$2,400.00 | |
| | | Totals: | 13 | \$110,500.00 | |
| Madison (Mississippi) | 119 | <u>Claimant Type</u> | <u>Claims Paid</u> | <u>Amount Paid</u> | Payments in County  <ul style="list-style-type: none"> Resident Both |
| | | Resident of County | 32 | \$335,400.00 | |
| | | Resident and Loss in County | 3 | \$52,400.00 | |
| | | Totals: | 35 | \$387,800.00 | |

GCCF Program Statistics - Overall Summary (as of November 8, 2010, 5:05 PM ET)

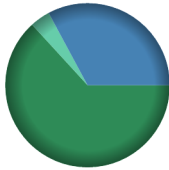




| County (Mississippi) | Total Claims | Claimant Type | Claims Paid | Amount Paid | Payments in County |
|----------------------|--------------|-----------------------------|--------------------|---------------------|--------------------|
| Marion | 236 | <u>Claimant Type</u> | <u>Claims Paid</u> | <u>Amount Paid</u> | |
| | | Resident of County | 6 | \$134,600.00 | |
| | | Resident and Loss in County | 6 | \$123,400.00 | |
| | | Claim Loss in County | 1 | \$18,000.00 | |
| Totals: | 13 | \$276,000.00 | | | |
| Monroe | 15 | <u>Claimant Type</u> | <u>Claims Paid</u> | <u>Amount Paid</u> | |
| | | Resident of County | 10 | \$97,800.00 | |
| | | Totals: | 10 | \$97,800.00 | |
| Montgomery | 2 | <u>Claimant Type</u> | <u>Claims Paid</u> | <u>Amount Paid</u> | |
| | | Resident of County | 1 | \$20,000.00 | |
| | | Totals: | 1 | \$20,000.00 | |
| Neshoba | 40 | <u>Claimant Type</u> | <u>Claims Paid</u> | <u>Amount Paid</u> | |
| | | Resident of County | 3 | \$160,600.00 | |
| | | Claim Loss in County | 2 | \$137,300.00 | |
| | | Totals: | 5 | \$297,900.00 | |
| Newton | 11 | <u>Claimant Type</u> | <u>Claims Paid</u> | <u>Amount Paid</u> | |
| | | Resident of County | 2 | \$80,000.00 | |
| | | Totals: | 2 | \$80,000.00 | |

GCCF Program Statistics - Overall Summary

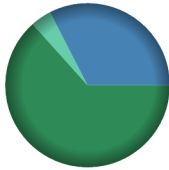




(as of November 8, 2010, 5:05 PM ET)

| County (Mississippi) | Total Claims | Claimant Type | Claims Paid | Amount Paid | Payments in County |
|---------------------------|--------------|-----------------------------|--------------------|-----------------------|--|
| Noxubee (Mississippi) | 12 | <u>Claimant Type</u> | <u>Claims Paid</u> | <u>Amount Paid</u> | Payments in County  Resident |
| | | Resident of County | 1 | \$8,800.00 | |
| | | Totals: | 1 | \$8,800.00 | |
| Oktibbeha (Mississippi) | 19 | <u>Claimant Type</u> | <u>Claims Paid</u> | <u>Amount Paid</u> | Payments in County  Resident |
| | | Resident of County | 8 | \$98,800.00 | |
| | | Totals: | 8 | \$98,800.00 | |
| Panola (Mississippi) | 5 | <u>Claimant Type</u> | <u>Claims Paid</u> | <u>Amount Paid</u> | Payments in County  Resident |
| | | Resident of County | 2 | \$14,700.00 | |
| | | Totals: | 2 | \$14,700.00 | |
| Pearl River (Mississippi) | 960 | <u>Claimant Type</u> | <u>Claims Paid</u> | <u>Amount Paid</u> | Payments in County  Resident Loss Both |
| | | Resident of County | 121 | \$1,539,400.00 | |
| | | Resident and Loss in County | 18 | \$569,300.00 | |
| | | Claim Loss in County | 1 | \$44,000.00 | |
| | | Totals: | 140 | \$2,152,700.00 | |
| Perry (Mississippi) | 61 | <u>Claimant Type</u> | <u>Claims Paid</u> | <u>Amount Paid</u> | Payments in County  Resident Both |
| | | Resident of County | 3 | \$78,600.00 | |
| | | Resident and Loss in County | 3 | \$44,200.00 | |
| | | Totals: | 6 | \$122,800.00 | |

GCCF Program Statistics - Overall Summary (as of November 8, 2010, 5:05 PM ET)





| Pike (Mississippi) | 179 | <u>Claimant Type</u> | <u>Claims Paid</u> | <u>Amount Paid</u> | Payments in County |
|----------------------------------|------------|-----------------------------|---------------------------|---------------------------|---|
| | | Resident of County | 18 | \$192,500.00 |  <ul style="list-style-type: none"> ■ Resident ■ Loss ■ Both |
| | | Resident and Loss in County | 1 | \$100,000.00 | |
| | | Claim Loss in County | 1 | \$12,000.00 | |
| | | Totals: | 20 | \$304,500.00 | |
| Rankin (Mississippi) | 102 | <u>Claimant Type</u> | <u>Claims Paid</u> | <u>Amount Paid</u> | Payments in County |
| | | Resident of County | 26 | \$453,300.00 |  <ul style="list-style-type: none"> ■ Resident ■ Loss |
| | | Claim Loss in County | 1 | \$2,000.00 | |
| | | Totals: | 27 | \$455,300.00 | |
| Scott (Mississippi) | 23 | <u>Claimant Type</u> | <u>Claims Paid</u> | <u>Amount Paid</u> | Payments in County |
| | | Resident of County | 7 | \$68,700.00 |  <ul style="list-style-type: none"> ■ Resident |
| | | Totals: | 7 | \$68,700.00 | |
| Sharkey (Mississippi) | 1 | <u>Claimant Type</u> | <u>Claims Paid</u> | <u>Amount Paid</u> | Payments in County |
| | | Resident of County | 1 | \$4,800.00 |  <ul style="list-style-type: none"> ■ Resident |
| | | Totals: | 1 | \$4,800.00 | |
| Simpson (Mississippi) | 47 | <u>Claimant Type</u> | <u>Claims Paid</u> | <u>Amount Paid</u> | Payments in County |
| | | Resident of County | 4 | \$42,700.00 |  <ul style="list-style-type: none"> ■ Resident ■ Both |
| | | Resident and Loss in County | 1 | \$30,800.00 | |
| | | Totals: | 5 | \$73,500.00 | |

GCCF Program Statistics - Overall Summary (as of November 8, 2010, 5:05 PM ET)

| County (Mississippi) | Total Claims | Claimant Type | Claims Paid | Amount Paid | Payments in County |
|------------------------------------|--------------|-----------------------------|--------------------|---------------------|---|
| Stone (Mississippi) | 637 | <u>Claimant Type</u> | <u>Claims Paid</u> | <u>Amount Paid</u> |  <ul style="list-style-type: none"> ■ Resident ■ Loss ■ Both |
| | | Resident of County | 88 | \$1,378,600.00 | |
| | | Resident and Loss in County | 18 | \$707,700.00 | |
| | | Claim Loss in County | 6 | \$89,000.00 | |
| Totals: | 112 | \$2,175,300.00 | | | |
| Sunflower (Mississippi) | 16 | <u>Claimant Type</u> | <u>Claims Paid</u> | <u>Amount Paid</u> |  <ul style="list-style-type: none"> ■ Resident |
| | | Resident of County | 3 | \$26,800.00 | |
| | | Totals: | 3 | \$26,800.00 | |
| Tishomingo (Mississippi) | 2 | <u>Claimant Type</u> | <u>Claims Paid</u> | <u>Amount Paid</u> |  <ul style="list-style-type: none"> ■ Resident |
| | | Resident of County | 1 | \$2,100.00 | |
| | | Totals: | 1 | \$2,100.00 | |
| Unknown (Mississippi) | 110 | <u>Claimant Type</u> | <u>Claims Paid</u> | <u>Amount Paid</u> |  <ul style="list-style-type: none"> ■ Resident |
| | | Resident of County | 16 | \$253,700.00 | |
| | | Totals: | 16 | \$253,700.00 | |
| Walthall (Mississippi) | 66 | <u>Claimant Type</u> | <u>Claims Paid</u> | <u>Amount Paid</u> |  <ul style="list-style-type: none"> ■ Resident |
| | | Resident of County | 1 | \$19,400.00 | |
| | | Totals: | 1 | \$19,400.00 | |






GCCF Program Statistics - Overall Summary

(as of November 8, 2010, 5:05 PM ET)

| County (Mississippi) | Total Claims | Claimant Type | Claims Paid | Amount Paid | Payments in County |
|-----------------------------|--------------|-----------------------------|--------------------|--------------------|--|
| Warren | 25 | | <u>Claims Paid</u> | <u>Amount Paid</u> |  <ul style="list-style-type: none"> Resident |
| | | Resident of County | 6 | \$45,900.00 | |
| | | Totals: | 6 | \$45,900.00 | |
| | | Washington | 18 | | |
| Resident of County | 3 | | | \$9,600.00 | |
| Resident and Loss in County | 1 | | | \$2,200.00 | |
| Totals: | 4 | | | \$11,800.00 | |
| Wayne | 118 | | <u>Claims Paid</u> | <u>Amount Paid</u> |  <ul style="list-style-type: none"> Resident Loss Both |
| | | Resident of County | 4 | \$95,800.00 | |
| | | Resident and Loss in County | 3 | \$86,600.00 | |
| | | Claim Loss in County | 1 | \$5,900.00 | |
| Totals: | 8 | \$188,300.00 | | | |
| Webster | 2 | | <u>Claims Paid</u> | <u>Amount Paid</u> |  <ul style="list-style-type: none"> Resident |
| | | Resident of County | 1 | \$3,000.00 | |
| | | Totals: | 1 | \$3,000.00 | |
| Wilkinson | 20 | | <u>Claims Paid</u> | <u>Amount Paid</u> |  <ul style="list-style-type: none"> Resident |
| | | Resident of County | 1 | \$8,400.00 | |
| | | Totals: | 1 | \$8,400.00 | |


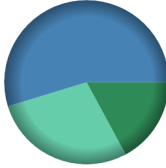
GCCF Program Statistics - Overall Summary

(as of November 8, 2010, 5:05 PM ET)

| County | Total Claims | Claimant Type | Claims Paid | Amount Paid | Payments in County |
|-----------------------|--------------|-----------------------------|--------------------|--------------------|--|
| Winston (Mississippi) | 27 | <u>Claimant Type</u> | <u>Claims Paid</u> | <u>Amount Paid</u> | Payments in County  <ul style="list-style-type: none"> Resident |
| | | Resident of County | 2 | \$8,500.00 | |
| | | Totals: | 2 | \$8,500.00 | |
| Yazoo (Mississippi) | 6 | <u>Claimant Type</u> | <u>Claims Paid</u> | <u>Amount Paid</u> | Payments in County  <ul style="list-style-type: none"> Resident Loss |
| | | Resident of County | 1 | \$3,300.00 | |
| | | Claim Loss in County | 1 | \$74,400.00 | |
| Totals: | 2 | \$77,700.00 | | | |
| Anderson (Texas) | 3 | <u>Claimant Type</u> | <u>Claims Paid</u> | <u>Amount Paid</u> | Payments in County  <ul style="list-style-type: none"> Resident |
| | | Resident of County | 1 | \$3,300.00 | |
| | | Totals: | 1 | \$3,300.00 | |
| Angelina (Texas) | 9 | <u>Claimant Type</u> | <u>Claims Paid</u> | <u>Amount Paid</u> | Payments in County  <ul style="list-style-type: none"> Resident |
| | | Resident of County | 1 | \$6,500.00 | |
| | | Totals: | 1 | \$6,500.00 | |
| Aransas (Texas) | 58 | <u>Claimant Type</u> | <u>Claims Paid</u> | <u>Amount Paid</u> | Payments in County  <ul style="list-style-type: none"> Loss Both |
| | | Resident and Loss in County | 9 | \$156,300.00 | |
| | | Claim Loss in County | 5 | \$42,600.00 | |
| Totals: | 14 | \$198,900.00 | | | |

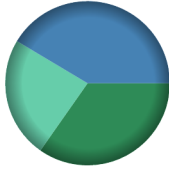

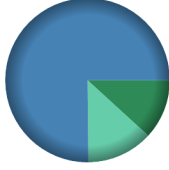

GCCF Program Statistics - Overall Summary

(as of November 8, 2010, 5:05 PM ET)

| County (Texas) | Count | Claimant Type | Claims Paid | Amount Paid | Payments in County |
|----------------------|-----------|-----------------------------|--------------------|--------------------|--|
| Bay (Texas) | 1 | <u>Claimant Type</u> | <u>Claims Paid</u> | <u>Amount Paid</u> | Payments in County  <ul style="list-style-type: none"> Loss |
| | | Claim Loss in County | 1 | \$30,100.00 | |
| | | Totals: | 1 | \$30,100.00 | |
| Bexar (Texas) | 100 | <u>Claimant Type</u> | <u>Claims Paid</u> | <u>Amount Paid</u> | Payments in County  <ul style="list-style-type: none"> Resident Both |
| | | Resident of County | 17 | \$224,400.00 | |
| | | Resident and Loss in County | 2 | \$182,000.00 | |
| Totals: | 19 | \$406,400.00 | | | |
| Bowie (Texas) | 5 | <u>Claimant Type</u> | <u>Claims Paid</u> | <u>Amount Paid</u> | Payments in County  <ul style="list-style-type: none"> Resident |
| | | Resident of County | 1 | \$2,600.00 | |
| | | Totals: | 1 | \$2,600.00 | |
| Brazoria (Texas) | 153 | <u>Claimant Type</u> | <u>Claims Paid</u> | <u>Amount Paid</u> | Payments in County  <ul style="list-style-type: none"> Resident Loss Both |
| | | Resident of County | 11 | \$290,300.00 | |
| | | Resident and Loss in County | 22 | \$927,600.00 | |
| Claim Loss in County | 29 | \$477,000.00 | | | |
| Totals: | 62 | \$1,694,900.00 | | | |
| Brazos (Texas) | 9 | <u>Claimant Type</u> | <u>Claims Paid</u> | <u>Amount Paid</u> | Payments in County  <ul style="list-style-type: none"> Resident |
| | | Resident of County | 1 | \$18,000.00 | |
| | | Totals: | 1 | \$18,000.00 | |

GCCF Program Statistics - Overall Summary

(as of November 8, 2010, 5:05 PM ET)





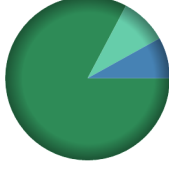
| County (Texas) | Total Claims | Claimant Type | Claims Paid | Amount Paid | Payments in County |
|------------------|--------------|-----------------------------|--------------------|-----------------------|--|
| Brown (Texas) | 1 | <u>Claimant Type</u> | <u>Claims Paid</u> | <u>Amount Paid</u> | Payments in County  <ul style="list-style-type: none"> Resident |
| | | Resident of County | 1 | \$8,600.00 | |
| | | Totals: | 1 | \$8,600.00 | |
| | | | | | |
| Calhoun (Texas) | 116 | <u>Claimant Type</u> | <u>Claims Paid</u> | <u>Amount Paid</u> | Payments in County  <ul style="list-style-type: none"> Resident Loss Both |
| | | Resident of County | 8 | \$378,100.00 | |
| | | Resident and Loss in County | 6 | \$451,100.00 | |
| | | Claim Loss in County | 22 | \$259,900.00 | |
| Totals: | 36 | \$1,089,100.00 | | | |
| Cameron (Texas) | 265 | <u>Claimant Type</u> | <u>Claims Paid</u> | <u>Amount Paid</u> | Payments in County  <ul style="list-style-type: none"> Resident Both |
| | | Resident of County | 9 | \$236,800.00 | |
| | | Resident and Loss in County | 39 | \$1,024,200.00 | |
| | | Totals: | 48 | \$1,261,000.00 | |
| Chambers (Texas) | 48 | <u>Claimant Type</u> | <u>Claims Paid</u> | <u>Amount Paid</u> | Payments in County  <ul style="list-style-type: none"> Resident Loss Both |
| | | Resident of County | 4 | \$111,000.00 | |
| | | Resident and Loss in County | 18 | \$706,700.00 | |
| | | Claim Loss in County | 6 | \$122,500.00 | |
| Totals: | 28 | \$940,200.00 | | | |
| Cherokee (Texas) | 4 | <u>Claimant Type</u> | <u>Claims Paid</u> | <u>Amount Paid</u> | Payments in County  <ul style="list-style-type: none"> Resident |
| | | Resident of County | 1 | \$1,700.00 | |
| | | Totals: | 1 | \$1,700.00 | |

GCCF Program Statistics - Overall Summary

(as of November 8, 2010, 5:05 PM ET)

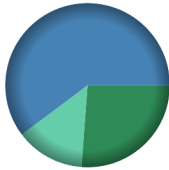
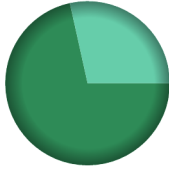



| County (Texas) | Total Claims | Claimant Type | Claims Paid | Amount Paid | Payments in County |
|------------------|--------------|-----------------------------|--------------------|---------------------|---|
| Collin (Texas) | 87 | <u>Claimant Type</u> | <u>Claims Paid</u> | <u>Amount Paid</u> | Payments in County  <ul style="list-style-type: none"> ■ Resident ■ Loss |
| | | Resident of County | 32 | \$377,400.00 | |
| | | Claim Loss in County | 3 | \$102,100.00 | |
| | | Totals: | 35 | \$479,500.00 | |
| Colorado (Texas) | 3 | <u>Claimant Type</u> | <u>Claims Paid</u> | <u>Amount Paid</u> | Payments in County  <ul style="list-style-type: none"> ■ Resident |
| | | Resident of County | 1 | \$36,000.00 | |
| | | Totals: | 1 | \$36,000.00 | |
| Comal (Texas) | 15 | <u>Claimant Type</u> | <u>Claims Paid</u> | <u>Amount Paid</u> | Payments in County  <ul style="list-style-type: none"> ■ Resident |
| | | Resident of County | 8 | \$181,600.00 | |
| | | Totals: | 8 | \$181,600.00 | |
| Dallas (Texas) | 329 | <u>Claimant Type</u> | <u>Claims Paid</u> | <u>Amount Paid</u> | Payments in County  <ul style="list-style-type: none"> ■ Resident ■ Loss ■ Both |
| | | Resident of County | 41 | \$525,900.00 | |
| | | Resident and Loss in County | 2 | \$145,500.00 | |
| | | Claim Loss in County | 8 | \$113,500.00 | |
| | | Totals: | 51 | \$784,900.00 | |
| Denton (Texas) | 40 | <u>Claimant Type</u> | <u>Claims Paid</u> | <u>Amount Paid</u> | Payments in County  <ul style="list-style-type: none"> ■ Resident |
| | | Resident of County | 10 | \$91,000.00 | |
| | | Totals: | 10 | \$91,000.00 | |

GCCF Program Statistics - Overall Summary (as of November 8, 2010, 5:05 PM ET)

| Ector (Texas) | 2 | <u>Claimant Type</u> | <u>Claims Paid</u> | <u>Amount Paid</u> | Payments in County |
|-------------------|-----|-----------------------------|--------------------|-----------------------|--|
| | | Resident of County | 1 | \$1,500.00 |  <ul style="list-style-type: none"> Resident |
| | | Totals: | 1 | \$1,500.00 | |
| El Paso (Texas) | 7 | <u>Claimant Type</u> | <u>Claims Paid</u> | <u>Amount Paid</u> | Payments in County |
| | | Resident of County | 1 | \$3,700.00 |  <ul style="list-style-type: none"> Resident |
| | | Totals: | 1 | \$3,700.00 | |
| Ellis (Texas) | 8 | <u>Claimant Type</u> | <u>Claims Paid</u> | <u>Amount Paid</u> | Payments in County |
| | | Resident of County | 1 | \$25,000.00 |  <ul style="list-style-type: none"> Resident |
| | | Totals: | 1 | \$25,000.00 | |
| Foard (Texas) | 1 | <u>Claimant Type</u> | <u>Claims Paid</u> | <u>Amount Paid</u> | Payments in County |
| | | Resident of County | 1 | \$13,000.00 |  <ul style="list-style-type: none"> Resident |
| | | Totals: | 1 | \$13,000.00 | |
| Fort Bend (Texas) | 176 | <u>Claimant Type</u> | <u>Claims Paid</u> | <u>Amount Paid</u> | Payments in County |
| | | Resident of County | 31 | \$1,325,600.00 |  <ul style="list-style-type: none"> Resident Loss Both |
| | | Resident and Loss in County | 7 | \$129,300.00 | |
| | | Claim Loss in County | 6 | \$147,300.00 | |
| | | Totals: | 44 | \$1,602,200.00 | |

GCCF Program Statistics - Overall Summary

(as of November 8, 2010, 5:05 PM ET)



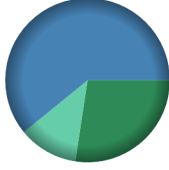


| County (Texas) | Total Claims | Claimant Type | Claims Paid | Amount Paid | Payments in County |
|-------------------|--------------|-----------------------------|------------------------|--------------------|---|
| Galveston (Texas) | 1,131 | <u>Claimant Type</u> | <u>Claims Paid</u> | <u>Amount Paid</u> |  <ul style="list-style-type: none"> ■ Resident ■ Loss ■ Both |
| | | Resident of County | 122 | \$3,520,700.00 | |
| | | Resident and Loss in County | 344 | \$8,100,900.00 | |
| | | Claim Loss in County | 109 | \$1,824,000.00 | |
| Totals: | | 575 | \$13,445,600.00 | | |
| Grayson (Texas) | 4 | <u>Claimant Type</u> | <u>Claims Paid</u> | <u>Amount Paid</u> |  <ul style="list-style-type: none"> ■ Resident ■ Loss |
| | | Resident of County | 1 | \$8,300.00 | |
| | | Claim Loss in County | 1 | \$3,300.00 | |
| Totals: | | 2 | \$11,600.00 | | |
| Gregg (Texas) | 6 | <u>Claimant Type</u> | <u>Claims Paid</u> | <u>Amount Paid</u> |  <ul style="list-style-type: none"> ■ Resident |
| | | Resident of County | 3 | \$25,600.00 | |
| Totals: | | 3 | \$25,600.00 | | |
| Guadalupe (Texas) | 3 | <u>Claimant Type</u> | <u>Claims Paid</u> | <u>Amount Paid</u> |  <ul style="list-style-type: none"> ■ Resident |
| | | Resident of County | 2 | \$42,600.00 | |
| Totals: | | 2 | \$42,600.00 | | |
| Hardin (Texas) | 14 | <u>Claimant Type</u> | <u>Claims Paid</u> | <u>Amount Paid</u> |  <ul style="list-style-type: none"> ■ Resident ■ Both |
| | | Resident of County | 1 | \$7,200.00 | |
| | | Resident and Loss in County | 1 | \$10,000.00 | |
| | | Totals: | | 2 | |

GCCF Program Statistics - Overall Summary






(as of November 8, 2010, 5:05 PM ET)

| County (Texas) | Total Claims | Claimant Type | Claims Paid | Amount Paid | Payments in County |
|-------------------------|--------------|-----------------------------|--------------------|--------------------|---|
| Harris (Texas) | 2,415 | <u>Claimant Type</u> | <u>Claims Paid</u> | <u>Amount Paid</u> |  <ul style="list-style-type: none"> ■ Resident ■ Loss ■ Both |
| | | Resident of County | 350 | \$26,498,400.00 | |
| | | Resident and Loss in County | 142 | \$4,045,600.00 | |
| | | Claim Loss in County | 103 | \$1,924,500.00 | |
| Totals: | 595 | \$32,468,500.00 | | | |
| Harrison (Texas) | 2 | <u>Claimant Type</u> | <u>Claims Paid</u> | <u>Amount Paid</u> |  <ul style="list-style-type: none"> ■ Resident |
| | | Resident of County | 1 | \$10,400.00 | |
| | | Totals: | 1 | \$10,400.00 | |
| Hays (Texas) | 8 | <u>Claimant Type</u> | <u>Claims Paid</u> | <u>Amount Paid</u> |  <ul style="list-style-type: none"> ■ Resident |
| | | Resident of County | 1 | \$25,500.00 | |
| | | Totals: | 1 | \$25,500.00 | |
| Hidalgo (Texas) | 52 | <u>Claimant Type</u> | <u>Claims Paid</u> | <u>Amount Paid</u> |  <ul style="list-style-type: none"> ■ Resident ■ Loss ■ Both |
| | | Resident of County | 3 | \$10,700.00 | |
| | | Resident and Loss in County | 1 | \$6,000.00 | |
| | | Claim Loss in County | 1 | \$10,300.00 | |
| Totals: | 5 | \$27,000.00 | | | |
| Hill (Texas) | 2 | <u>Claimant Type</u> | <u>Claims Paid</u> | <u>Amount Paid</u> |  <ul style="list-style-type: none"> ■ Resident |
| | | Resident of County | 1 | \$21,600.00 | |
| | | Totals: | 1 | \$21,600.00 | |

GCCF Program Statistics - Overall Summary (as of November 8, 2010, 5:05 PM ET)

| County (Texas) | Total Claims | Claimant Type | Claims Paid | Amount Paid | Payments in County |
|-------------------|--------------|-----------------------------|--------------------|---------------------|--|
| Hopkins (Texas) | 3 | <u>Claimant Type</u> | <u>Claims Paid</u> | <u>Amount Paid</u> | Payments in County  <ul style="list-style-type: none"> Resident |
| | | Resident of County | 1 | \$9,700.00 | |
| | | Totals: | 1 | \$9,700.00 | |
| Jasper (Texas) | 18 | <u>Claimant Type</u> | <u>Claims Paid</u> | <u>Amount Paid</u> | Payments in County  <ul style="list-style-type: none"> Resident |
| | | Resident of County | 5 | \$190,700.00 | |
| | | Totals: | 5 | \$190,700.00 | |
| Jefferson (Texas) | 1,247 | <u>Claimant Type</u> | <u>Claims Paid</u> | <u>Amount Paid</u> | Payments in County  <ul style="list-style-type: none"> Resident Loss Both |
| | | Resident of County | 105 | \$2,919,100.00 | |
| | | Resident and Loss in County | 275 | \$6,490,600.00 | |
| | | Claim Loss in County | 52 | \$1,248,200.00 | |
| Totals: | 432 | \$10,657,900.00 | | | |
| Jim Hogg (Texas) | 1 | <u>Claimant Type</u> | <u>Claims Paid</u> | <u>Amount Paid</u> | Payments in County  <ul style="list-style-type: none"> Loss |
| | | Claim Loss in County | 1 | \$32,400.00 | |
| | | Totals: | 1 | \$32,400.00 | |
| Jim Wells (Texas) | 1 | <u>Claimant Type</u> | <u>Claims Paid</u> | <u>Amount Paid</u> | Payments in County  <ul style="list-style-type: none"> Both |
| | | Resident and Loss in County | 1 | \$79,900.00 | |
| | | Totals: | 1 | \$79,900.00 | |

GCCF Program Statistics - Overall Summary (as of November 8, 2010, 5:05 PM ET)

| County | Count | Claimant Type | Claims Paid | Amount Paid | Payments in County |
|-----------------|-------|--------------------|-------------|---------------------|--|
| Johnson (Texas) | 13 | Resident of County | 4 | \$131,000.00 |  ■ Resident |
| | | Totals: | 4 | \$131,000.00 | |
| | | | | | |
| Kaufman (Texas) | 6 | Resident of County | 1 | \$11,600.00 |  ■ Resident |
| | | Totals: | 1 | \$11,600.00 | |
| | | | | | |
| Kendall (Texas) | 2 | Resident of County | 2 | \$15,700.00 |  ■ Resident |
| | | Totals: | 2 | \$15,700.00 | |
| | | | | | |
| Kleberg (Texas) | 1 | Resident of County | 1 | \$32,400.00 |  ■ Resident |
| | | Totals: | 1 | \$32,400.00 | |
| | | | | | |
| Lamar (Texas) | 1 | Resident of County | 1 | \$3,200.00 |  ■ Resident |
| | | Totals: | 1 | \$3,200.00 | |
| | | | | | |

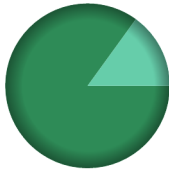

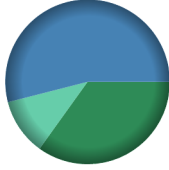
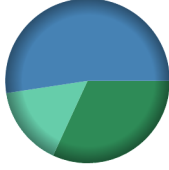

GCCF Program Statistics - Overall Summary

(as of November 8, 2010, 5:05 PM ET)



| County (Texas) | Total Claims | Claimant Type | Claims Paid | Amount Paid | Payments in County |
|-------------------|--------------|-----------------------------|--------------------|-----------------------|---|
| Liberty (Texas) | 13 | <u>Claimant Type</u> | <u>Claims Paid</u> | <u>Amount Paid</u> | Payments in County  <ul style="list-style-type: none"> ■ Resident ■ Both |
| | | Resident of County | 2 | \$31,400.00 | |
| | | Resident and Loss in County | 2 | \$105,000.00 | |
| | | Totals: | 4 | \$136,400.00 | |
| Lubbock (Texas) | 5 | <u>Claimant Type</u> | <u>Claims Paid</u> | <u>Amount Paid</u> | Payments in County  <ul style="list-style-type: none"> ■ Resident |
| | | Resident of County | 1 | \$3,400.00 | |
| | | Totals: | 1 | \$3,400.00 | |
| Matagorda (Texas) | 243 | <u>Claimant Type</u> | <u>Claims Paid</u> | <u>Amount Paid</u> | Payments in County  <ul style="list-style-type: none"> ■ Resident ■ Loss ■ Both |
| | | Resident of County | 12 | \$297,900.00 | |
| | | Resident and Loss in County | 67 | \$2,888,700.00 | |
| | | Claim Loss in County | 11 | \$806,400.00 | |
| | | Totals: | 90 | \$3,993,000.00 | |
| McLennan (Texas) | 15 | <u>Claimant Type</u> | <u>Claims Paid</u> | <u>Amount Paid</u> | Payments in County  <ul style="list-style-type: none"> ■ Resident |
| | | Resident of County | 10 | \$196,100.00 | |
| | | Totals: | 10 | \$196,100.00 | |
| Milam (Texas) | 1 | <u>Claimant Type</u> | <u>Claims Paid</u> | <u>Amount Paid</u> | Payments in County  <ul style="list-style-type: none"> ■ Resident |
| | | Resident of County | 1 | \$5,800.00 | |
| | | Totals: | 1 | \$5,800.00 | |

GCCF Program Statistics - Overall Summary

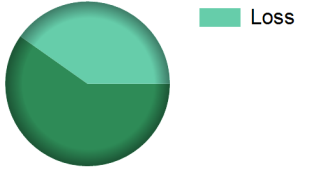
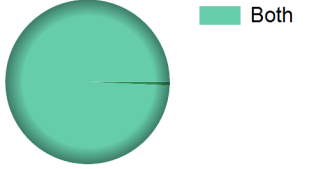

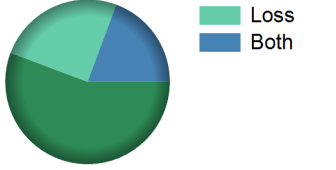
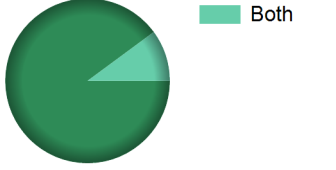
(as of November 8, 2010, 5:05 PM ET)

| County (Texas) | Total Claims | Claimant Type | Claims Paid | Amount Paid | Payments in County |
|----------------|--------------|-----------------------------|-------------|---------------------|--|
| Montgomery | 117 | | | |  <ul style="list-style-type: none"> Resident Both |
| | | Resident of County | 21 | \$400,300.00 | |
| | | Resident and Loss in County | 2 | \$70,700.00 | |
| | | Totals: | 23 | \$471,000.00 | |
| Nacogdoches | 18 | | | |  <ul style="list-style-type: none"> Resident Loss |
| | | Resident of County | 1 | \$41,600.00 | |
| | | Claim Loss in County | 4 | \$250,400.00 | |
| | | Totals: | 5 | \$292,000.00 | |
| Nueces | 70 | | | |  <ul style="list-style-type: none"> Resident Loss Both |
| | | Resident of County | 3 | \$47,800.00 | |
| | | Resident and Loss in County | 3 | \$73,900.00 | |
| | | Claim Loss in County | 1 | \$15,200.00 | |
| Totals: | 7 | \$136,900.00 | | | |
| Orange | 156 | | | |  <ul style="list-style-type: none"> Resident Loss Both |
| | | Resident of County | 20 | \$258,600.00 | |
| | | Resident and Loss in County | 17 | \$424,900.00 | |
| | | Claim Loss in County | 5 | \$127,500.00 | |
| Totals: | 42 | \$811,000.00 | | | |
| Parker | 4 | | | |  <ul style="list-style-type: none"> Resident |
| | | Resident of County | 2 | \$17,300.00 | |
| | | Totals: | 2 | \$17,300.00 | |

GCCF Program Statistics - Overall Summary (as of November 8, 2010, 5:05 PM ET)

| County (Texas) | Total Claims | Claimant Type | Claims Paid | Amount Paid | Payments in County |
|------------------|--------------|----------------------|--------------------|--------------------|--|
| Polk (Texas) | 6 | <u>Claimant Type</u> | <u>Claims Paid</u> | <u>Amount Paid</u> | Payments in County  Resident |
| | | Resident of County | 2 | \$81,700.00 | |
| | | Totals: | 2 | \$81,700.00 | |
| Presidio (Texas) | 2 | <u>Claimant Type</u> | <u>Claims Paid</u> | <u>Amount Paid</u> | Payments in County  Resident |
| | | Resident of County | 2 | \$3,900.00 | |
| | | Totals: | 2 | \$3,900.00 | |
| Refugio (Texas) | 1 | <u>Claimant Type</u> | <u>Claims Paid</u> | <u>Amount Paid</u> | Payments in County  Resident |
| | | Resident of County | 1 | \$26,900.00 | |
| | | Totals: | 1 | \$26,900.00 | |
| Rockwall (Texas) | 6 | <u>Claimant Type</u> | <u>Claims Paid</u> | <u>Amount Paid</u> | Payments in County  Resident |
| | | Resident of County | 3 | \$46,500.00 | |
| | | Totals: | 3 | \$46,500.00 | |
| Sabine (Texas) | 2 | <u>Claimant Type</u> | <u>Claims Paid</u> | <u>Amount Paid</u> | Payments in County  Resident |
| | | Resident of County | 1 | \$40,000.00 | |
| | | Totals: | 1 | \$40,000.00 | |

GCCF Program Statistics - Overall Summary (as of November 8, 2010, 5:05 PM ET)

| County (Texas) | Total Claims | Claimant Type | Claims Paid | Amount Paid | Payments in County |
|----------------------|--------------|-----------------------------|--------------------|-----------------------|---|
| San Jacinto (Texas) | 6 | <u>Claimant Type</u> | <u>Claims Paid</u> | <u>Amount Paid</u> | Payments in County  |
| | | Resident of County | 2 | \$44,600.00 | |
| | | Claim Loss in County | 1 | \$30,000.00 | |
| | | Totals: | 3 | \$74,600.00 | |
| San Patricio (Texas) | 47 | <u>Claimant Type</u> | <u>Claims Paid</u> | <u>Amount Paid</u> | Payments in County  |
| | | Resident of County | 1 | \$1,000.00 | |
| | | Resident and Loss in County | 6 | \$140,400.00 | |
| | | Totals: | 7 | \$141,400.00 | |
| Smith (Texas) | 6 | <u>Claimant Type</u> | <u>Claims Paid</u> | <u>Amount Paid</u> | Payments in County  |
| | | Resident of County | 1 | \$35,200.00 | |
| | | Totals: | 1 | \$35,200.00 | |
| Tarrant (Texas) | 209 | <u>Claimant Type</u> | <u>Claims Paid</u> | <u>Amount Paid</u> | Payments in County  |
| | | Resident of County | 50 | \$1,013,200.00 | |
| | | Resident and Loss in County | 4 | \$351,100.00 | |
| | | Claim Loss in County | 7 | \$453,500.00 | |
| | | Totals: | 61 | \$1,817,800.00 | |
| Travis (Texas) | 79 | <u>Claimant Type</u> | <u>Claims Paid</u> | <u>Amount Paid</u> | Payments in County  |
| | | Resident of County | 11 | \$133,400.00 | |
| | | Resident and Loss in County | 1 | \$15,000.00 | |
| | | Totals: | 12 | \$148,400.00 | |





GCCF Program Statistics - Overall Summary

(as of November 8, 2010, 5:05 PM ET)

| County | Total Claims | Claimant Type | Claims Paid | Amount Paid | Payments in County |
|-------------------|--------------|----------------------|--------------------|--------------------|---|
| Tyler (Texas) | 4 | <u>Claimant Type</u> | <u>Claims Paid</u> | <u>Amount Paid</u> | Payments in County  Resident |
| | | Resident of County | 3 | \$28,000.00 | |
| | | Totals: | 3 | \$28,000.00 | |
| Unknown (Texas) | 18 | <u>Claimant Type</u> | <u>Claims Paid</u> | <u>Amount Paid</u> | Payments in County  Resident |
| | | Resident of County | 2 | \$86,000.00 | |
| | | Totals: | 2 | \$86,000.00 | |
| Vermilion (Texas) | 2 | <u>Claimant Type</u> | <u>Claims Paid</u> | <u>Amount Paid</u> | Payments in County  Loss |
| | | Claim Loss in County | 2 | \$42,500.00 | |
| | | Totals: | 2 | \$42,500.00 | |
| Victoria (Texas) | 12 | <u>Claimant Type</u> | <u>Claims Paid</u> | <u>Amount Paid</u> | Payments in County  Resident |
| | | Resident of County | 3 | \$44,700.00 | |
| | | Totals: | 3 | \$44,700.00 | |
| Waller (Texas) | 5 | <u>Claimant Type</u> | <u>Claims Paid</u> | <u>Amount Paid</u> | Payments in County  Resident |
| | | Resident of County | 1 | \$24,500.00 | |
| | | Totals: | 1 | \$24,500.00 | |

GCCF Program Statistics - Overall Summary

(as of November 8, 2010, 5:05 PM ET)

| County | Total Claims | Claimant Type | Claims Paid | Amount Paid | Payments in County |
|--------------------|--------------|--------------------|-------------|--------------------|--|
| Webb (Texas) | 3 | | | |  ■ Resident |
| | | Resident of County | 1 | \$23,800.00 | |
| | | Totals: | 1 | \$23,800.00 | |
| Wichita (Texas) | 4 | | | |  ■ Resident |
| | | Resident of County | 1 | \$2,700.00 | |
| | | Totals: | 1 | \$2,700.00 | |
| Williamson (Texas) | 21 | | | |  ■ Resident |
| | | Resident of County | 5 | \$61,500.00 | |
| | | Totals: | 5 | \$61,500.00 | |
| Wise (Texas) | 1 | | | |  ■ Resident |
| | | Resident of County | 1 | \$7,600.00 | |
| | | Totals: | 1 | \$7,600.00 | |