

## GCCF Program Statistics - Overall Summary (as of November 06, 2010, 5:05 PM ET)

Claimant Status	No. of Claimants
<b>TOTAL GCCF Claimants to Date</b> <i>(Claimants may have one or more Claim Type)</i>	<b>350,487</b>
1. Claimants Paid and Approved for Payment	100,829
2. Claimants Requiring Additional Information or Documentation <i>(Claimants providing no documentation: 91,498)</i>	153,185
3. Claimants Referred to Government, Moratorium and Real Estate funds	450
4. Denied Claimants	36,620
5. Claimants Under Review (Emergency Advance Payment)	51,933
6. Claimants Under Review (for Final Claim only)	7,470

Claimants <i>(Claimants may have one or more Claim Type)</i>	No. of Claimants
1. Individual*	294,759
2. Business*	55,728
<i>*Individual v. Business classification is subject to change.</i>	
<i>Represented Claimants: 7,491</i>	
<b>Total to Date</b>	<b>350,487</b>

Claims by Emergency Or Final Payment	No. of Claims Paid or Approved for Payment	No. of Claims Paid	Amount Paid
1. Emergency Advance Payment (One Month)	9,724	9,702	\$ 92,249,575.88
2. Emergency Advance Payment (Six Months)	91,389	90,293	\$ 1,619,652,915.00
<b>Sub-Total to Date</b>	<b>101,113</b>	<b>99,995</b>	<b>\$ 1,711,902,490.88</b>

Separate Fund for Real Estate Brokers and Agents			\$ 34,500,000.00
<b>Total to Date</b>			<b>\$ 1,746,402,490.88</b>

Claims by Category <i>(includes Individual and Business)</i>	No. of Claims Paid	Amount Paid
1. Removal and Clean Up Costs	0	\$ -
2. Real or Personal Property	72	\$ 554,363.38
3. Lost Earnings or Profits	99,900	\$ 1,711,320,791.00
4. Loss of Subsistence Use of Natural Resources	5	\$ 13,000.00
5. Physical Injury / Death	18	\$ 14,336.50
<b>Total to Date</b>	<b>99,995</b>	<b>\$ 1,711,902,490.88</b>

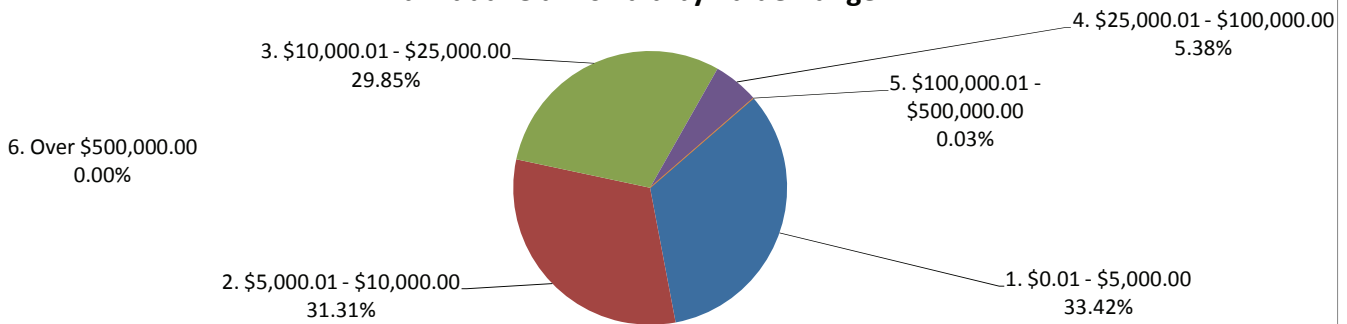
Claims by Type	No. of Claims Paid	No. of Claims Paid where Claimant Participated in BP Claims Process	No. of Claims Paid for new Claimants	Total Amount Paid
1. Individual	71,915	23,279	48,636	\$ 714,984,414.88
2. Business	28,080	21,205	6,875	\$ 996,918,076.00
<b>Total to Date</b>	<b>99,995</b>	<b>44,484</b>	<b>55,511</b>	<b>\$ 1,711,902,490.88</b>

**GCCF Program Statistics - Overall Summary**  
(as of November 06, 2010, 5:05 PM ET)

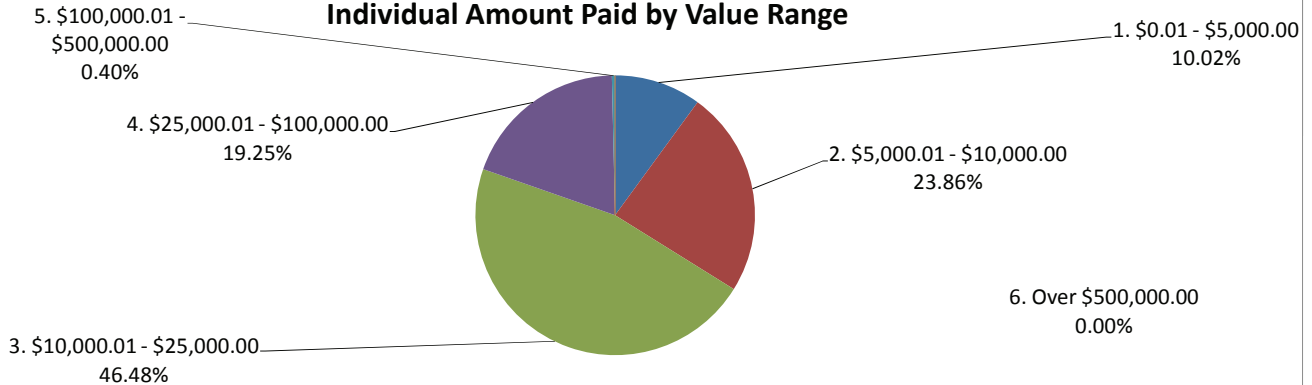
**Individual Claims by Amount**  
(Claimants may have more than one Claim Type)

Claims by Amount	No. of Claims Paid	Amount Paid
1. \$0.01 - \$5,000.00	24,036	\$ 71,650,736.50
2. \$5,000.01 - \$10,000.00	22,520	\$ 170,583,000.00
3. \$10,000.01 - \$25,000.00	21,465	\$ 332,292,850.00
4. \$25,000.01 - \$100,000.00	3,872	\$ 137,609,928.38
5. \$100,000.01 - \$500,000.00	22	\$ 2,847,900.00
6. Over \$500,000.00	0	\$ -
<b>Total to Date</b>	<b>71,915</b>	<b>\$ 714,984,414.88</b>

**Individual Claims Paid by Value Range**



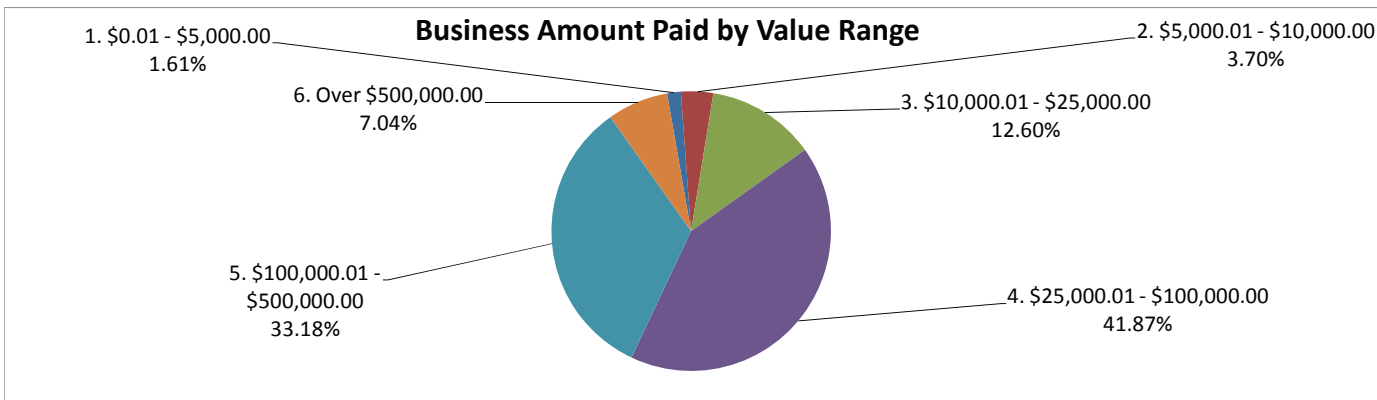
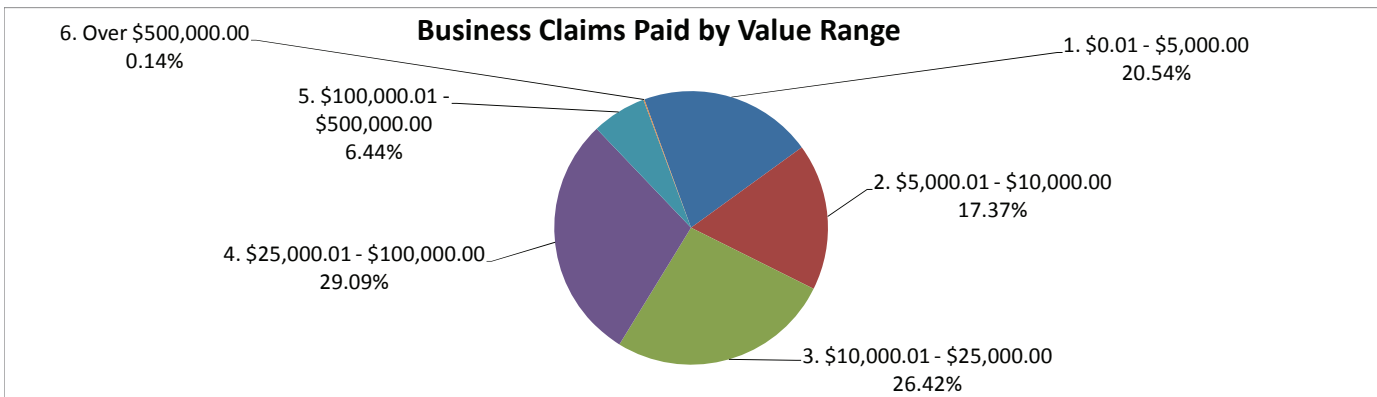
**Individual Amount Paid by Value Range**



**GCCF Program Statistics - Overall Summary**  
(as of November 06, 2010, 5:05 PM ET)

**Business Claims by Amount**  
(Claimants may have more than one Claim Type)

Claims by Amount	No. of Claims Paid	Amount Paid
1. \$0.01 - \$5,000.00	5768	\$ 16,054,400.00
2. \$5,000.01 - \$10,000.00	4877	\$ 36,923,300.00
3. \$10,000.01 - \$25,000.00	7420	\$ 125,577,700.00
4. \$25,000.01 - \$100,000.00	8168	\$ 417,454,800.00
5. \$100,000.01 - \$500,000.00	1808	\$ 330,759,600.00
6. Over \$500,000.00	39	\$ 70,148,276.00
<b>Total to Date</b>	<b>28,080</b>	<b>\$ 996,918,076.00</b>



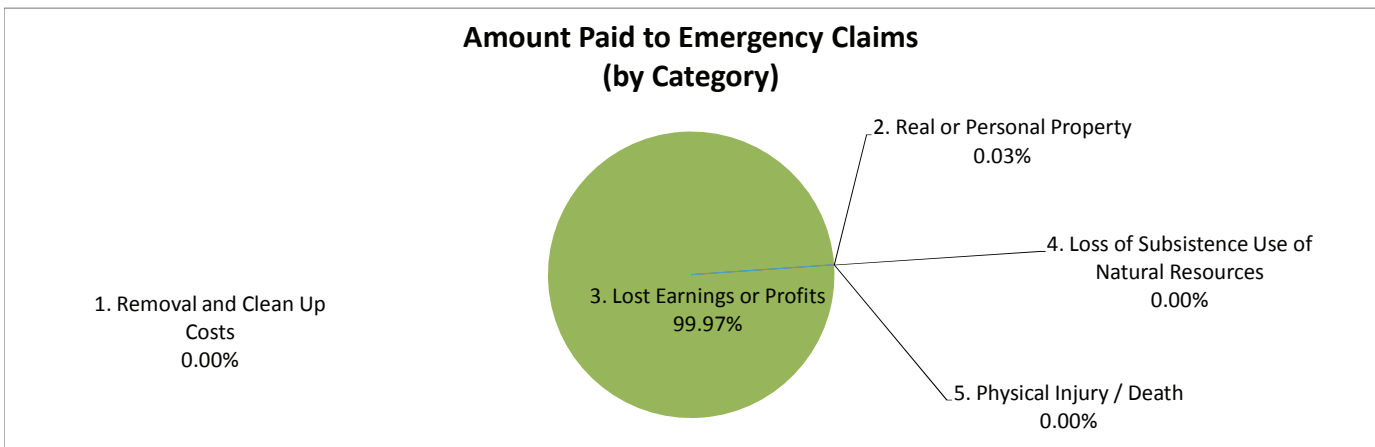
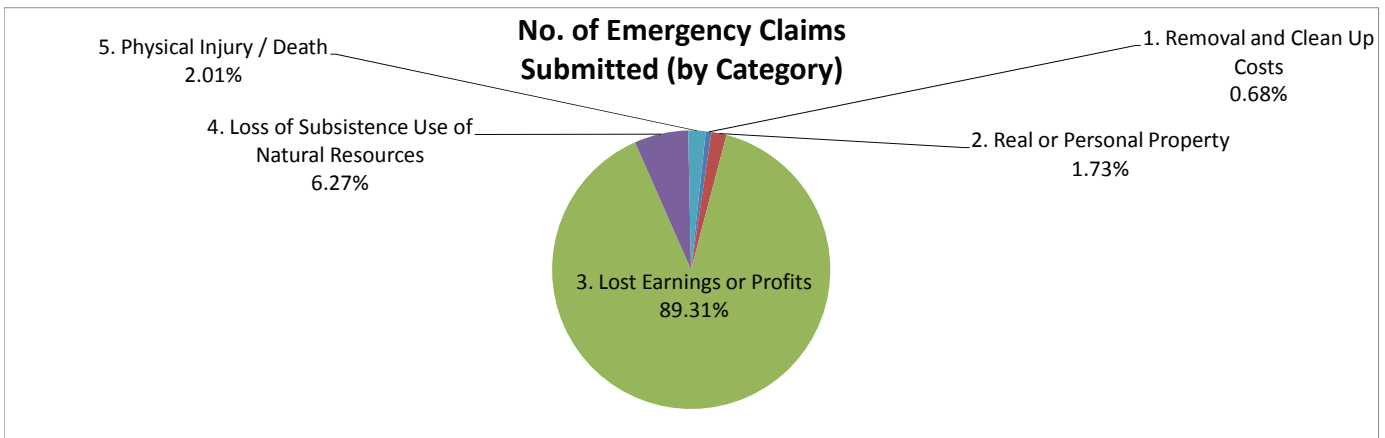
## GCCCF Program Statistics - Overall Summary

(as of November 06, 2010, 5:05 PM ET)

### Emergency Advance Claim Counts by Category

(Claimants may have more than one Claim Type)

Claims for Emergency Advance Payment	Claims Submitted	No. of Claims Paid	Amount Paid
1. Removal and Clean Up Costs	2,540	0	\$ -
2. Real or Personal Property	6,475	72	\$ 554,363.38
3. Lost Earnings or Profits	334,323	99,900	\$ 1,711,320,791.00
4. Loss of Subsistence Use of Natural Resources	23,487	5	\$ 13,000.00
5. Physical Injury / Death	7,534	18	\$ 14,336.50
<b>Total to Date</b>	<b>374,359</b>	<b>99,995</b>	<b>\$ 1,711,902,490.88</b>




## GCCCF Program Statistics - Overall Summary

(as of November 06, 2010, 5:05 PM ET)

### Final Payment Claim Counts by Category

*(Claimants may have more than one Claim Type)*

Claims Seeking Final Payment	Claims Submitted	No. of Claims Paid	Amount Paid
1. Removal and Clean Up Costs	288	0	\$ -
2. Real or Personal Property	1,376	0	\$ -
3. Lost Earnings or Profits	9,918	0	\$ -
4. Loss of Subsistence Use of Natural Resources	1,461	0	\$ -
5. Physical Injury / Death	368	0	\$ -
<b>Total to Date</b>	<b>13,411</b>	<b>0</b>	<b>\$ -</b>



### Amount Paid to Final Claims (by Category)

*No data to chart yet*

## GCCF Program Statistics - Overall Summary (as of November 06, 2010, 5:05 PM ET)

### Claims by Category and Amount (Claimants may have more than one Claim Type)

Claims by Category and Amount	No. of Claims Paid	Amount Paid
<b>1. Removal and Clean Up Costs</b>		
a. \$0.01 - \$5,000.00	0	\$ -
b. \$5,000.01 - \$10,000.00	0	\$ -
c. \$10,000.01 - \$25,000.00	0	\$ -
d. \$25,000.01 - \$100,000.00	0	\$ -
e. \$100,000.01 - \$500,000.00	0	\$ -
f. Over \$500,000.00	0	\$ -
<b>Sub-Total to Date</b>	<b>0</b>	<b>\$ -</b>
<b>2. Real or Personal Property</b>		
a. \$0.01 - \$5,000.00	50	\$ 98,700.00
b. \$5,000.01 - \$10,000.00	13	\$ 86,900.00
c. \$10,000.01 - \$25,000.00	4	\$ 58,200.00
d. \$25,000.01 - \$100,000.00	4	\$ 134,463.38
e. \$100,000.01 - \$500,000.00	1	\$ 176,100.00
f. Over \$500,000.00	0	\$ -
<b>Sub-Total to Date</b>	<b>72</b>	<b>\$ 554,363.38</b>
<b>3. Lost Earnings or Profits</b>		
a. \$0.01 - \$5,000.00	29,731	\$ 87,579,100.00
b. \$5,000.01 - \$10,000.00	27,384	\$ 207,419,400.00
c. \$10,000.01 - \$25,000.00	28,881	\$ 457,812,350.00
d. \$25,000.01 - \$100,000.00	12,036	\$ 554,930,265.00
e. \$100,000.01 - \$500,000.00	1,829	\$ 333,431,400.00
f. Over \$500,000.00	39	\$ 70,148,276.00
<b>Sub-Total to Date</b>	<b>99,900</b>	<b>\$ 1,711,320,791.00</b>

**GCCF Program Statistics - Overall Summary**  
(as of November 06, 2010, 5:05 PM ET)

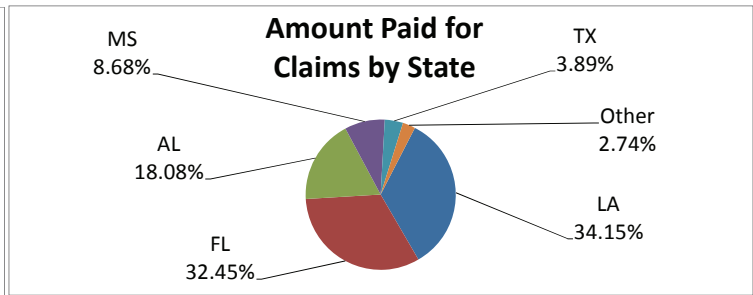
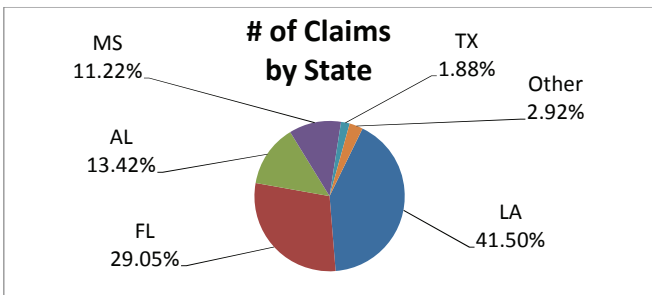
**Claims by Category and Amount**  
(Claimants may have more than one Claim Type)

Claims by Category and Amount	No. of Claims Paid	Amount Paid
<b>4. Loss of Subsistence Use of Natural Resources</b>		
a. \$0.01 - \$5,000.00	5	\$ 13,000.00
b. \$5,000.01 - \$10,000.00	0	\$ -
c. \$10,000.01 - \$25,000.00	0	\$ -
d. \$25,000.01 - \$100,000.00	0	\$ -
e. \$100,000.01 - \$500,000.00	0	\$ -
f. Over \$500,000.00	0	\$ -
<b>Sub-Total to Date</b>	<b>5</b>	<b>\$ 13,000.00</b>
<b>5. Physical Injury / Death</b>		
a. \$0.01 - \$5,000.00	18	\$ 14,336.50
b. \$5,000.01 - \$10,000.00	0	\$ -
c. \$10,000.01 - \$25,000.00	0	\$ -
d. \$25,000.01 - \$100,000.00	0	\$ -
e. \$100,000.01 - \$500,000.00	0	\$ -
f. Over \$500,000.00	0	\$ -
<b>Sub-Total to Date</b>	<b>18</b>	<b>\$ 14,336.50</b>
<b>6. Other Claims</b>		
a. \$0.01 - \$5,000.00	0	\$ -
b. \$5,000.01 - \$10,000.00	0	\$ -
c. \$10,000.01 - \$25,000.00	0	\$ -
d. \$25,000.01 - \$100,000.00	0	\$ -
e. \$100,000.01 - \$500,000.00	0	\$ -
f. Over \$500,000.00	0	\$ -
<b>Sub-Total to Date</b>	<b>0</b>	<b>\$ -</b>
<b>Total to Date</b>	<b>99,995</b>	<b>\$ 1,711,902,490.88</b>

**GCCF Program Statistics - Overall Summary**  
(as of November 06, 2010, 5:05 PM ET)

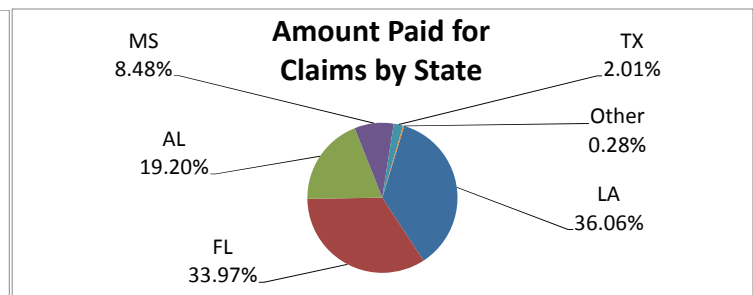
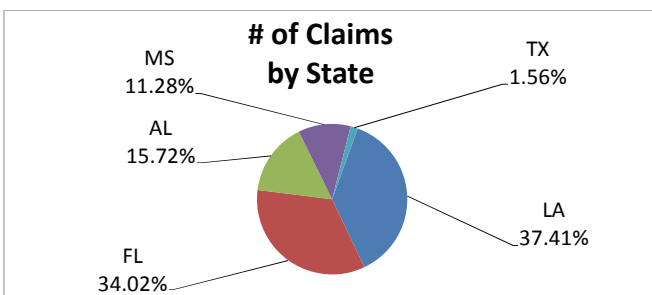
**Claims by State of Residence**  
(Claimants may have more than one Claim Type)

Claim State of Residence	Claims Submitted	No. of Claims Paid	Amount Paid
Louisiana	160,926	32,998	\$ 584,596,150.00
Florida	112,652	35,205	\$ 555,515,976.00
Alabama	52,053	16,753	\$ 309,597,028.38
Mississippi	43,505	8,950	\$ 148,625,136.50
Texas	7,295	1,906	\$ 66,663,200.00
Others	11,339	4,183	\$ 46,905,000.00
<b>Total to Date</b>	<b>387,770</b>	<b>99,995</b>	<b>\$ 1,711,902,490.88</b>



**Claims by State of Loss**  
(Claimants may have more than one Claim Type)

Claim State of Loss	Claims Submitted	No. of Claims Paid	Amount Paid
Louisiana	75,151	33,378	\$ 617,395,715.00
Florida	68,351	38,136	\$ 581,546,876.00
Alabama	31,590	18,260	\$ 328,657,900.00
Mississippi	22,670	8,628	\$ 145,096,600.00
Texas	3,132	1,338	\$ 34,392,300.00
Other State / Pending Location Verification		255	\$ 4,813,099.88
<b>Total to Date</b>		<b>99,995</b>	<b>\$ 1,711,902,490.88</b>

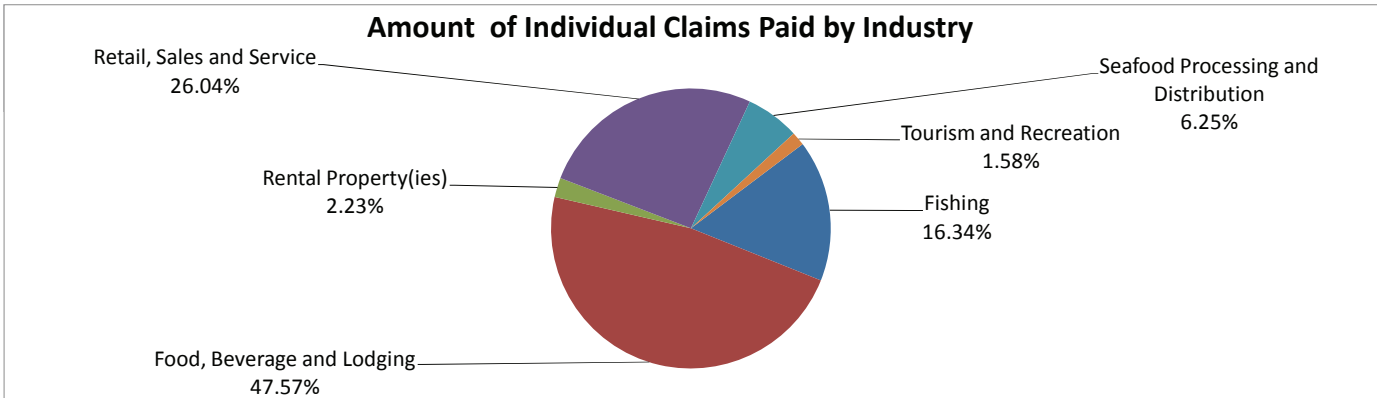
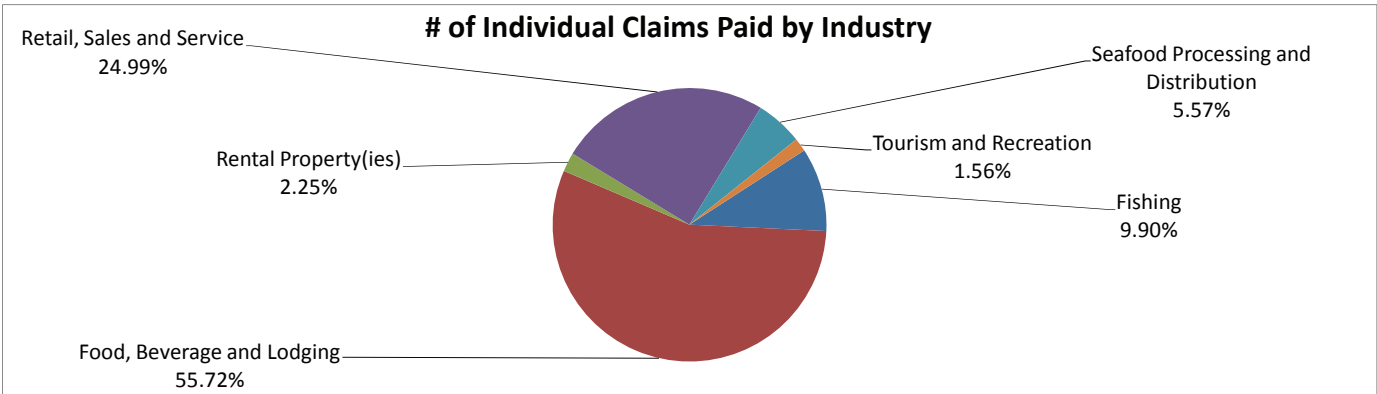




**GCCF Program Statistics - Overall Summary**  
(as of November 06, 2010, 5:05 PM ET)

**Individual Lost Earnings or Profits Claims Paid by Industry**  
(Claimants may have more than one Claim Type)

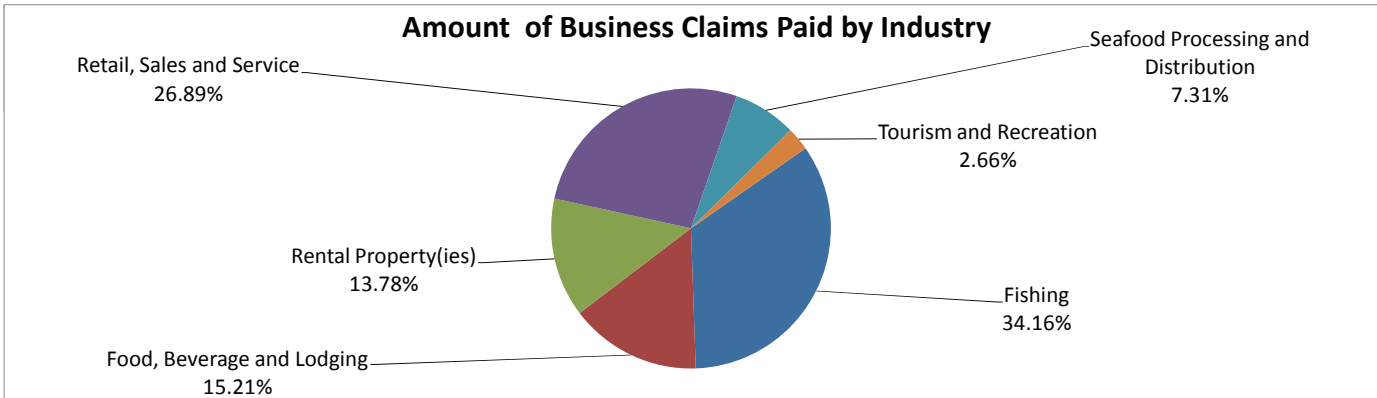
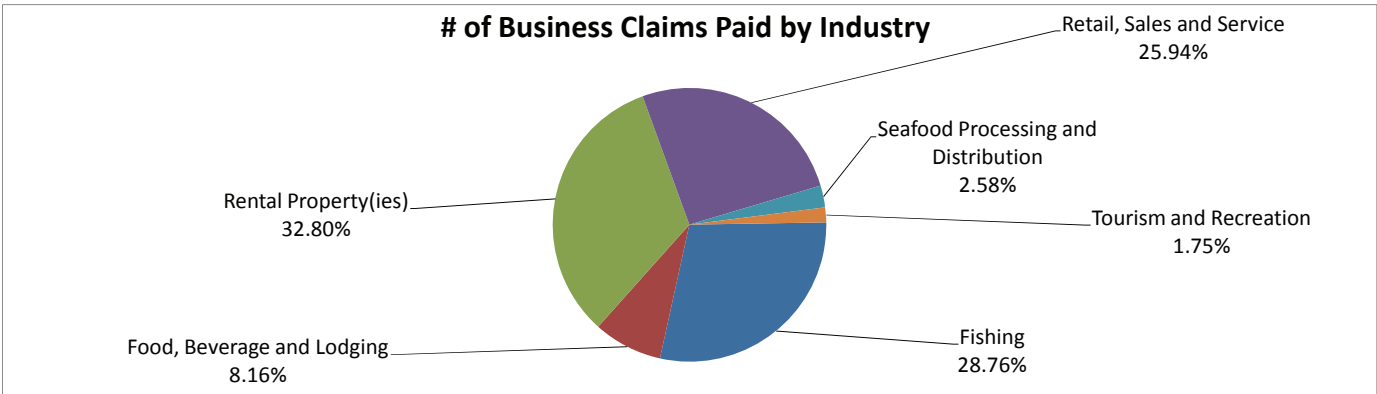
Claims by Amount	No. of Claims Paid	Amount Paid
Fishing	7,115	\$ 116,795,900.00
Food, Beverage and Lodging	40,031	\$ 339,988,100.00
Rental Property(ies)	1,617	\$ 15,950,400.00
Retail, Sales and Service	17,955	\$ 186,098,400.00
Seafood Processing and Distribution	4,005	\$ 44,650,215.00
Tourism and Recreation	1,121	\$ 11,263,900.00
<b>Total to Date</b>	<b>71,844</b>	<b>\$ 714,746,915.00</b>




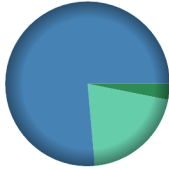
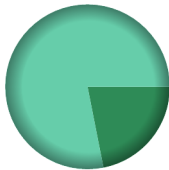


**GCCF Program Statistics - Overall Summary**  
(as of November 06, 2010, 5:05 PM ET)

**Business Lost Earnings or Profits Claims Paid by Industry**  
(Claimants may have more than one Claim Type)


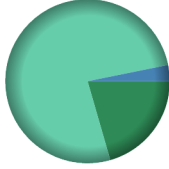



Claims by Amount	No. of Claims Paid	Amount Paid
Fishing	8,069	\$ 340,405,200.00
Food, Beverage and Lodging	2,290	\$ 151,552,900.00
Rental Property(ies)	9,203	\$ 137,280,576.00
Retail, Sales and Service	7,277	\$ 267,989,900.00
Seafood Processing and Distribution	725	\$ 72,844,900.00
Tourism and Recreation	492	\$ 26,500,400.00
<b>Total to Date</b>	<b>28,056</b>	<b>\$ 996,573,876.00</b>





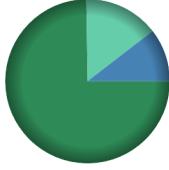


## GCCF Program Statistics - Overall Summary (as of November 6, 2010, 5:05 PM ET)

County Name	Residents	Claimant Type	Claims Paid	Amount Paid	Payments in County
<b>Autauga (Alabama)</b>	<b>31</b>	<u>Claimant Type</u>	<u>Claims Paid</u>	<u>Amount Paid</u>	<b>Payments in County</b>  <ul style="list-style-type: none"> <li><span style="color: green;">■</span> Resident</li> <li><span style="color: lightgreen;">■</span> Both</li> </ul>
		Resident of County	10	\$91,200.00	
		Resident and Loss in County	1	\$2,300.00	
		<b>Totals:</b>	<b>11</b>	<b>\$93,500.00</b>	
<b>Baldwin (Alabama)</b>	<b>21,628</b>	<u>Claimant Type</u>	<u>Claims Paid</u>	<u>Amount Paid</u>	<b>Payments in County</b>  <ul style="list-style-type: none"> <li><span style="color: green;">■</span> Resident</li> <li><span style="color: lightgreen;">■</span> Loss</li> <li><span style="color: blue;">■</span> Both</li> </ul>
		Resident of County	448	\$7,064,863.38	
		Resident and Loss in County	8,148	\$172,829,200.00	
		Claim Loss in County	3,820	\$46,271,500.00	
<b>Totals:</b>	<b>12,416</b>	<b>\$226,165,563.38</b>			
<b>Barbour (Alabama)</b>	<b>13</b>	<u>Claimant Type</u>	<u>Claims Paid</u>	<u>Amount Paid</u>	<b>Payments in County</b>  <ul style="list-style-type: none"> <li><span style="color: green;">■</span> Resident</li> <li><span style="color: lightgreen;">■</span> Both</li> </ul>
		Resident of County	2	\$25,600.00	
		Resident and Loss in County	2	\$91,300.00	
		<b>Totals:</b>	<b>4</b>	<b>\$116,900.00</b>	
<b>Bibb (Alabama)</b>	<b>10</b>	<u>Claimant Type</u>	<u>Claims Paid</u>	<u>Amount Paid</u>	<b>Payments in County</b>  <ul style="list-style-type: none"> <li><span style="color: green;">■</span> Resident</li> </ul>
		Resident of County	6	\$25,400.00	
		<b>Totals:</b>	<b>6</b>	<b>\$25,400.00</b>	
<b>Blount (Alabama)</b>	<b>7</b>	<u>Claimant Type</u>	<u>Claims Paid</u>	<u>Amount Paid</u>	<b>Payments in County</b>  <ul style="list-style-type: none"> <li><span style="color: green;">■</span> Resident</li> </ul>
		Resident of County	3	\$14,200.00	
		<b>Totals:</b>	<b>3</b>	<b>\$14,200.00</b>	

## GCCF Program Statistics - Overall Summary (as of November 6, 2010, 5:05 PM ET)

County (Alabama)	Total Claims	Claimant Type	Claims Paid	Amount Paid	Payments in County
<b>Bullock (Alabama)</b>	<b>7</b>	<u>Claimant Type</u>	<u>Claims Paid</u>	<u>Amount Paid</u>	<b>Payments in County</b>  <ul style="list-style-type: none"> <li>Resident</li> </ul>
		Resident of County	1	\$16,000.00	
		<b>Totals:</b>	<b>1</b>	<b>\$16,000.00</b>	
<b>Butler (Alabama)</b>	<b>27</b>	<u>Claimant Type</u>	<u>Claims Paid</u>	<u>Amount Paid</u>	<b>Payments in County</b>  <ul style="list-style-type: none"> <li>Resident</li> <li>Loss</li> <li>Both</li> </ul>
		Resident of County	4	\$34,800.00	
		Resident and Loss in County	1	\$5,400.00	
		Claim Loss in County	2	\$129,200.00	
<b>Totals:</b>	<b>7</b>	<b>\$169,400.00</b>			
<b>Calhoun (Alabama)</b>	<b>66</b>	<u>Claimant Type</u>	<u>Claims Paid</u>	<u>Amount Paid</u>	<b>Payments in County</b>  <ul style="list-style-type: none"> <li>Resident</li> </ul>
		Resident of County	19	\$198,900.00	
		<b>Totals:</b>	<b>19</b>	<b>\$198,900.00</b>	
<b>Chambers (Alabama)</b>	<b>9</b>	<u>Claimant Type</u>	<u>Claims Paid</u>	<u>Amount Paid</u>	<b>Payments in County</b>  <ul style="list-style-type: none"> <li>Resident</li> </ul>
		Resident of County	2	\$27,000.00	
		<b>Totals:</b>	<b>2</b>	<b>\$27,000.00</b>	
<b>Cherokee (Alabama)</b>	<b>6</b>	<u>Claimant Type</u>	<u>Claims Paid</u>	<u>Amount Paid</u>	<b>Payments in County</b>  <ul style="list-style-type: none"> <li>Resident</li> </ul>
		Resident of County	5	\$43,100.00	
		<b>Totals:</b>	<b>5</b>	<b>\$43,100.00</b>	

## GCCF Program Statistics - Overall Summary (as of November 6, 2010, 5:05 PM ET)

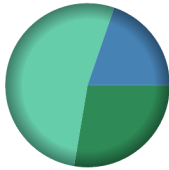



County (Alabama)	Total Claims	Claimant Type	Claims Paid	Amount Paid	Payments in County
<b>Chilton (Alabama)</b>	<b>18</b>	<u>Claimant Type</u>	<u>Claims Paid</u>	<u>Amount Paid</u>	<b>Payments in County</b>  <ul style="list-style-type: none"> <li><span style="color: green;">■</span> Resident</li> <li><span style="color: lightgreen;">■</span> Both</li> </ul>
		Resident of County	3	\$24,300.00	
		Resident and Loss in County	1	\$19,000.00	
		<b>Totals:</b>	<b>4</b>	<b>\$43,300.00</b>	
<b>Choctaw (Alabama)</b>	<b>23</b>	<u>Claimant Type</u>	<u>Claims Paid</u>	<u>Amount Paid</u>	<b>Payments in County</b>  <ul style="list-style-type: none"> <li><span style="color: green;">■</span> Resident</li> <li><span style="color: lightgreen;">■</span> Both</li> </ul>
		Resident of County	2	\$11,000.00	
		Resident and Loss in County	1	\$68,400.00	
		<b>Totals:</b>	<b>3</b>	<b>\$79,400.00</b>	
<b>Clarke (Alabama)</b>	<b>182</b>	<u>Claimant Type</u>	<u>Claims Paid</u>	<u>Amount Paid</u>	<b>Payments in County</b>  <ul style="list-style-type: none"> <li><span style="color: green;">■</span> Resident</li> <li><span style="color: lightgreen;">■</span> Loss</li> <li><span style="color: blue;">■</span> Both</li> </ul>
		Resident of County	27	\$253,900.00	
		Resident and Loss in County	4	\$35,600.00	
		Claim Loss in County	4	\$50,100.00	
<b>Totals:</b>	<b>35</b>	<b>\$339,600.00</b>			
<b>Clay (Alabama)</b>	<b>6</b>	<u>Claimant Type</u>	<u>Claims Paid</u>	<u>Amount Paid</u>	<b>Payments in County</b>  <ul style="list-style-type: none"> <li><span style="color: green;">■</span> Resident</li> </ul>
		Resident of County	3	\$53,500.00	
		<b>Totals:</b>	<b>3</b>	<b>\$53,500.00</b>	
<b>Cleburne (Alabama)</b>	<b>3</b>	<u>Claimant Type</u>	<u>Claims Paid</u>	<u>Amount Paid</u>	<b>Payments in County</b>  <ul style="list-style-type: none"> <li><span style="color: green;">■</span> Resident</li> </ul>
		Resident of County	1	\$3,000.00	
		<b>Totals:</b>	<b>1</b>	<b>\$3,000.00</b>	

## GCCF Program Statistics - Overall Summary


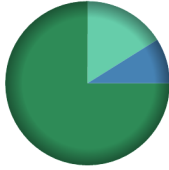



(as of November 6, 2010, 5:05 PM ET)

County (Alabama)	Total Claims	Claimant Type	Claims Paid	Amount Paid	Payments in County
<b>Coffee (Alabama)</b>	<b>44</b>	<u>Claimant Type</u>	<u>Claims Paid</u>	<u>Amount Paid</u>	<b>Payments in County</b>  <ul style="list-style-type: none"> <li><span style="color: green;">■</span> Resident</li> <li><span style="color: lightgreen;">■</span> Both</li> </ul>
		Resident of County	8	\$79,000.00	
		Resident and Loss in County	1	\$3,000.00	
		<b>Totals:</b>	<b>9</b>	<b>\$82,000.00</b>	
<b>Colbert (Alabama)</b>	<b>38</b>	<u>Claimant Type</u>	<u>Claims Paid</u>	<u>Amount Paid</u>	<b>Payments in County</b>  <ul style="list-style-type: none"> <li><span style="color: green;">■</span> Resident</li> </ul>
		Resident of County	24	\$240,200.00	
		<b>Totals:</b>	<b>24</b>	<b>\$240,200.00</b>	
		<b>Conecuh (Alabama)</b>	<b>20</b>	<u>Claimant Type</u>	
Resident of County	5			\$51,700.00	
<b>Totals:</b>	<b>5</b>			<b>\$51,700.00</b>	
<b>Coosa (Alabama)</b>	<b>4</b>			<u>Claimant Type</u>	<u>Claims Paid</u>
		Resident of County	3	\$18,600.00	
		Resident and Loss in County	1	\$150,000.00	
		<b>Totals:</b>	<b>4</b>	<b>\$168,600.00</b>	
<b>Covington (Alabama)</b>	<b>78</b>	<u>Claimant Type</u>	<u>Claims Paid</u>	<u>Amount Paid</u>	<b>Payments in County</b>  <ul style="list-style-type: none"> <li><span style="color: green;">■</span> Resident</li> <li><span style="color: lightgreen;">■</span> Loss</li> <li><span style="color: blue;">■</span> Both</li> </ul>
		Resident of County	26	\$574,200.00	
		Resident and Loss in County	3	\$97,800.00	
		Claim Loss in County	2	\$109,500.00	
		<b>Totals:</b>	<b>31</b>	<b>\$781,500.00</b>	

## GCCF Program Statistics - Overall Summary (as of November 6, 2010, 5:05 PM ET)

County (Alabama)	Total Claims	Claimant Type	Claims Paid	Amount Paid	Payments in County
<b>Crenshaw (Alabama)</b>	<b>17</b>	<u>Claimant Type</u>	<u>Claims Paid</u>	<u>Amount Paid</u>	 <ul style="list-style-type: none"> <li><span style="color: green;">■</span> Resident</li> <li><span style="color: lightgreen;">■</span> Loss</li> <li><span style="color: blue;">■</span> Both</li> </ul>
		Resident of County	1	\$2,100.00	
		Resident and Loss in County	1	\$1,500.00	
		Claim Loss in County	1	\$4,000.00	
<b>Totals:</b>	<b>3</b>		<b>\$7,600.00</b>		
<b>Cullman (Alabama)</b>	<b>50</b>	<u>Claimant Type</u>	<u>Claims Paid</u>	<u>Amount Paid</u>	 <ul style="list-style-type: none"> <li><span style="color: green;">■</span> Resident</li> </ul>
		Resident of County	36	\$343,200.00	
		<b>Totals:</b>	<b>36</b>	<b>\$343,200.00</b>	
<b>Dale (Alabama)</b>	<b>35</b>	<u>Claimant Type</u>	<u>Claims Paid</u>	<u>Amount Paid</u>	 <ul style="list-style-type: none"> <li><span style="color: green;">■</span> Resident</li> <li><span style="color: lightgreen;">■</span> Both</li> </ul>
		Resident of County	7	\$57,900.00	
		Resident and Loss in County	1	\$37,600.00	
		<b>Totals:</b>	<b>8</b>	<b>\$95,500.00</b>	
<b>Dallas (Alabama)</b>	<b>41</b>	<u>Claimant Type</u>	<u>Claims Paid</u>	<u>Amount Paid</u>	 <ul style="list-style-type: none"> <li><span style="color: green;">■</span> Resident</li> <li><span style="color: lightgreen;">■</span> Both</li> </ul>
		Resident of County	10	\$108,600.00	
		Resident and Loss in County	1	\$15,000.00	
		<b>Totals:</b>	<b>11</b>	<b>\$123,600.00</b>	
<b>Dekalb (Alabama)</b>	<b>23</b>	<u>Claimant Type</u>	<u>Claims Paid</u>	<u>Amount Paid</u>	 <ul style="list-style-type: none"> <li><span style="color: green;">■</span> Resident</li> <li><span style="color: lightgreen;">■</span> Loss</li> </ul>
		Resident of County	14	\$146,700.00	
		Claim Loss in County	1	\$10,800.00	
		<b>Totals:</b>	<b>15</b>	<b>\$157,500.00</b>	

## GCCF Program Statistics - Overall Summary (as of November 6, 2010, 5:05 PM ET)

County (Alabama)	Total Claims	Claimant Type	Claims Paid	Amount Paid	Payments in County
<b>Elmore (Alabama)</b>	<b>44</b>	<u>Claimant Type</u>	<u>Claims Paid</u>	<u>Amount Paid</u>	<b>Payments in County</b>  <ul style="list-style-type: none"> <li><span style="color: green;">■</span> Resident</li> <li><span style="color: lightgreen;">■</span> Both</li> </ul>
		Resident of County	19	\$220,400.00	
		Resident and Loss in County	1	\$19,200.00	
		<b>Totals:</b>	<b>20</b>	<b>\$239,600.00</b>	
<b>Escambia (Alabama)</b>	<b>276</b>	<u>Claimant Type</u>	<u>Claims Paid</u>	<u>Amount Paid</u>	<b>Payments in County</b>  <ul style="list-style-type: none"> <li><span style="color: green;">■</span> Resident</li> <li><span style="color: lightblue;">■</span> Loss</li> <li><span style="color: blue;">■</span> Both</li> </ul>
		Resident of County	44	\$633,600.00	
		Resident and Loss in County	6	\$75,200.00	
		Claim Loss in County	7	\$135,500.00	
<b>Totals:</b>	<b>57</b>	<b>\$844,300.00</b>			
<b>Etowah (Alabama)</b>	<b>63</b>	<u>Claimant Type</u>	<u>Claims Paid</u>	<u>Amount Paid</u>	<b>Payments in County</b>  <ul style="list-style-type: none"> <li><span style="color: green;">■</span> Resident</li> </ul>
		Resident of County	31	\$479,100.00	
		<b>Totals:</b>	<b>31</b>	<b>\$479,100.00</b>	
<b>Fayette (Alabama)</b>	<b>13</b>	<u>Claimant Type</u>	<u>Claims Paid</u>	<u>Amount Paid</u>	<b>Payments in County</b>  <ul style="list-style-type: none"> <li><span style="color: green;">■</span> Resident</li> </ul>
		Resident of County	10	\$68,700.00	
		<b>Totals:</b>	<b>10</b>	<b>\$68,700.00</b>	
<b>Franklin (Alabama)</b>	<b>7</b>	<u>Claimant Type</u>	<u>Claims Paid</u>	<u>Amount Paid</u>	<b>Payments in County</b>  <ul style="list-style-type: none"> <li><span style="color: green;">■</span> Resident</li> </ul>
		Resident of County	7	\$65,900.00	
		<b>Totals:</b>	<b>7</b>	<b>\$65,900.00</b>	








## GCCF Program Statistics - Overall Summary

(as of November 6, 2010, 5:05 PM ET)

County (Alabama)	Total Claims	Claimant Type	Claims Paid	Amount Paid	Payments in County
Geneva (Alabama)	54	<u>Claimant Type</u>	<u>Claims Paid</u>	<u>Amount Paid</u>	Payments in County  <ul style="list-style-type: none"> <li>Resident</li> </ul>
		Resident of County	15	\$148,400.00	
		<b>Totals:</b>	<b>15</b>	<b>\$148,400.00</b>	
Greene (Alabama)	5	<u>Claimant Type</u>	<u>Claims Paid</u>	<u>Amount Paid</u>	Payments in County  <ul style="list-style-type: none"> <li>Resident</li> </ul>
		Resident of County	4	\$22,900.00	
		<b>Totals:</b>	<b>4</b>	<b>\$22,900.00</b>	
Hale (Alabama)	14	<u>Claimant Type</u>	<u>Claims Paid</u>	<u>Amount Paid</u>	Payments in County  <ul style="list-style-type: none"> <li>Resident</li> <li>Both</li> </ul>
		Resident of County	8	\$147,900.00	
		Resident and Loss in County	1	\$100,000.00	
<b>Totals:</b>	<b>9</b>	<b>\$247,900.00</b>			
Henry (Alabama)	12	<u>Claimant Type</u>	<u>Claims Paid</u>	<u>Amount Paid</u>	Payments in County  <ul style="list-style-type: none"> <li>Resident</li> </ul>
		Resident of County	2	\$11,600.00	
		<b>Totals:</b>	<b>2</b>	<b>\$11,600.00</b>	
Houston (Alabama)	137	<u>Claimant Type</u>	<u>Claims Paid</u>	<u>Amount Paid</u>	Payments in County  <ul style="list-style-type: none"> <li>Resident</li> <li>Loss</li> <li>Both</li> </ul>
		Resident of County	33	\$229,900.00	
		Resident and Loss in County	3	\$205,900.00	
		Claim Loss in County	1	\$6,000.00	
<b>Totals:</b>	<b>37</b>	<b>\$441,800.00</b>			

## GCCF Program Statistics - Overall Summary (as of November 6, 2010, 5:05 PM ET)

County (Alabama)	Total Claims	Claimant Type	Claims Paid	Amount Paid	Payments in County
<b>Jackson (Alabama)</b>	<b>15</b>	<u>Claimant Type</u>	<u>Claims Paid</u>	<u>Amount Paid</u>	<b>Payments in County</b>  <ul style="list-style-type: none"> <li><span style="color: green;">■</span> Resident</li> <li><span style="color: lightgreen;">■</span> Loss</li> </ul>
		Resident of County	9	\$102,500.00	
		Claim Loss in County	1	\$14,500.00	
		<b>Totals:</b>	<b>10</b>	<b>\$117,000.00</b>	
<b>Jefferson (Alabama)</b>	<b>626</b>	<u>Claimant Type</u>	<u>Claims Paid</u>	<u>Amount Paid</u>	<b>Payments in County</b>  <ul style="list-style-type: none"> <li><span style="color: green;">■</span> Resident</li> <li><span style="color: lightgreen;">■</span> Loss</li> <li><span style="color: blue;">■</span> Both</li> </ul>
		Resident of County	313	\$3,704,600.00	
		Resident and Loss in County	6	\$107,500.00	
		Claim Loss in County	3	\$55,800.00	
<b>Totals:</b>	<b>322</b>	<b>\$3,867,900.00</b>			
<b>Lauderdale (Alabama)</b>	<b>34</b>	<u>Claimant Type</u>	<u>Claims Paid</u>	<u>Amount Paid</u>	<b>Payments in County</b>  <ul style="list-style-type: none"> <li><span style="color: green;">■</span> Resident</li> </ul>
		Resident of County	15	\$152,200.00	
		<b>Totals:</b>	<b>15</b>	<b>\$152,200.00</b>	
<b>Lawrence (Alabama)</b>	<b>6</b>	<u>Claimant Type</u>	<u>Claims Paid</u>	<u>Amount Paid</u>	<b>Payments in County</b>  <ul style="list-style-type: none"> <li><span style="color: green;">■</span> Resident</li> <li><span style="color: lightgreen;">■</span> Loss</li> </ul>
		Resident of County	2	\$21,200.00	
		Claim Loss in County	1	\$1,400.00	
		<b>Totals:</b>	<b>3</b>	<b>\$22,600.00</b>	
<b>Lee (Alabama)</b>	<b>90</b>	<u>Claimant Type</u>	<u>Claims Paid</u>	<u>Amount Paid</u>	<b>Payments in County</b>  <ul style="list-style-type: none"> <li><span style="color: green;">■</span> Resident</li> </ul>
		Resident of County	36	\$336,000.00	
		<b>Totals:</b>	<b>36</b>	<b>\$336,000.00</b>	

## GCCF Program Statistics - Overall Summary

(as of November 6, 2010, 5:05 PM ET)

County (Alabama)	Total Claims	Claimant Type	Claims Paid	Amount Paid	Payments in County
<b>Limestone (Alabama)</b>	<b>44</b>	<u>Claimant Type</u>	<u>Claims Paid</u>	<u>Amount Paid</u>	<b>Payments in County</b>  <ul style="list-style-type: none"> <li>Resident</li> </ul>
		Resident of County	30	\$439,100.00	
		<b>Totals:</b>	<b>30</b>	<b>\$439,100.00</b>	
<b>Macon (Alabama)</b>	<b>5</b>	<u>Claimant Type</u>	<u>Claims Paid</u>	<u>Amount Paid</u>	<b>Payments in County</b>  <ul style="list-style-type: none"> <li>Resident</li> </ul>
		Resident of County	2	\$7,500.00	
		<b>Totals:</b>	<b>2</b>	<b>\$7,500.00</b>	
<b>Madison (Alabama)</b>	<b>264</b>	<u>Claimant Type</u>	<u>Claims Paid</u>	<u>Amount Paid</u>	<b>Payments in County</b>  <ul style="list-style-type: none"> <li>Resident</li> <li>Loss</li> <li>Both</li> </ul>
		Resident of County	132	\$1,590,500.00	
		Resident and Loss in County	5	\$56,600.00	
		Claim Loss in County	2	\$4,500.00	
<b>Totals:</b>	<b>139</b>	<b>\$1,651,600.00</b>			
<b>Marengo (Alabama)</b>	<b>24</b>	<u>Claimant Type</u>	<u>Claims Paid</u>	<u>Amount Paid</u>	<b>Payments in County</b>  <ul style="list-style-type: none"> <li>Resident</li> </ul>
		Resident of County	12	\$87,200.00	
		<b>Totals:</b>	<b>12</b>	<b>\$87,200.00</b>	
<b>Marion (Alabama)</b>	<b>5</b>	<u>Claimant Type</u>	<u>Claims Paid</u>	<u>Amount Paid</u>	<b>Payments in County</b>  <ul style="list-style-type: none"> <li>Resident</li> </ul>
		Resident of County	1	\$1,200.00	
		<b>Totals:</b>	<b>1</b>	<b>\$1,200.00</b>	

## GCCF Program Statistics - Overall Summary (as of November 6, 2010, 5:05 PM ET)

County (Alabama)	Total Claims	Claimant Type	Claims Paid	Amount Paid	Payments in County
<b>Marshall (Alabama)</b>	<b>51</b>	<u>Claimant Type</u>	<u>Claims Paid</u>	<u>Amount Paid</u>	<ul style="list-style-type: none"> <li>Resident</li> <li>Both</li> </ul>
		Resident of County	26	\$321,700.00	
		Resident and Loss in County	1	\$37,200.00	
		<b>Totals:</b>	<b>27</b>	<b>\$358,900.00</b>	
<b>Mobile (Alabama)</b>	<b>27,237</b>	<u>Claimant Type</u>	<u>Claims Paid</u>	<u>Amount Paid</u>	<ul style="list-style-type: none"> <li>Resident</li> <li>Loss</li> <li>Both</li> </ul>
		Resident of County	913	\$13,094,265.00	
		Resident and Loss in County	5,632	\$96,216,100.00	
		Claim Loss in County	555	\$10,814,800.00	
<b>Totals:</b>	<b>7,100</b>	<b>\$120,125,165.00</b>			
<b>Monroe (Alabama)</b>	<b>104</b>	<u>Claimant Type</u>	<u>Claims Paid</u>	<u>Amount Paid</u>	<ul style="list-style-type: none"> <li>Resident</li> <li>Both</li> </ul>
		Resident of County	37	\$595,700.00	
		Resident and Loss in County	11	\$145,400.00	
		<b>Totals:</b>	<b>48</b>	<b>\$741,100.00</b>	
<b>Montgomery (Alabama)</b>	<b>246</b>	<u>Claimant Type</u>	<u>Claims Paid</u>	<u>Amount Paid</u>	<ul style="list-style-type: none"> <li>Resident</li> <li>Both</li> </ul>
		Resident of County	91	\$1,300,300.00	
		Resident and Loss in County	7	\$338,300.00	
		<b>Totals:</b>	<b>98</b>	<b>\$1,638,600.00</b>	
<b>Morgan (Alabama)</b>	<b>81</b>	<u>Claimant Type</u>	<u>Claims Paid</u>	<u>Amount Paid</u>	<ul style="list-style-type: none"> <li>Resident</li> <li>Both</li> </ul>
		Resident of County	47	\$528,300.00	
		Resident and Loss in County	1	\$2,400.00	
		<b>Totals:</b>	<b>48</b>	<b>\$530,700.00</b>	

## GCCF Program Statistics - Overall Summary (as of November 6, 2010, 5:05 PM ET)

<b>Perry (Alabama)</b>	<b>3</b>	<u>Claimant Type</u>	<u>Claims Paid</u>	<u>Amount Paid</u>	<b>Payments in County</b>  <span style="color: green;">■</span> Loss
		Claim Loss in County	1	\$35,000.00	
		<b>Totals:</b>	<b>1</b>	<b>\$35,000.00</b>	
<b>Pickens (Alabama)</b>	<b>11</b>	<u>Claimant Type</u>	<u>Claims Paid</u>	<u>Amount Paid</u>	<b>Payments in County</b>  <span style="color: green;">■</span> Resident
		Resident of County	4	\$43,400.00	
		<b>Totals:</b>	<b>4</b>	<b>\$43,400.00</b>	
<b>Pike (Alabama)</b>	<b>37</b>	<u>Claimant Type</u>	<u>Claims Paid</u>	<u>Amount Paid</u>	<b>Payments in County</b>  <span style="color: green;">■</span> Resident
		Resident of County	6	\$44,100.00	
		<b>Totals:</b>	<b>6</b>	<b>\$44,100.00</b>	
<b>Randolph (Alabama)</b>	<b>7</b>	<u>Claimant Type</u>	<u>Claims Paid</u>	<u>Amount Paid</u>	<b>Payments in County</b>  <span style="color: green;">■</span> Resident
		Resident of County	4	\$50,300.00	
		<b>Totals:</b>	<b>4</b>	<b>\$50,300.00</b>	
<b>Russell (Alabama)</b>	<b>22</b>	<u>Claimant Type</u>	<u>Claims Paid</u>	<u>Amount Paid</u>	<b>Payments in County</b>  <span style="color: green;">■</span> Resident
		Resident of County	2	\$21,100.00	
		<b>Totals:</b>	<b>2</b>	<b>\$21,100.00</b>	



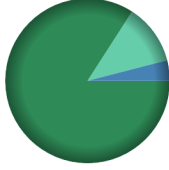
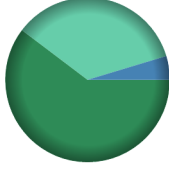
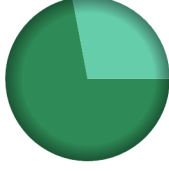
## GCCF Program Statistics - Overall Summary

(as of November 6, 2010, 5:05 PM ET)

County (Alabama)	Total Claims	Claimant Type	Claims Paid	Amount Paid	Payments in County
<b>Shelby (Alabama)</b>	<b>219</b>	<u>Claimant Type</u>	<u>Claims Paid</u>	<u>Amount Paid</u>	<b>Payments in County</b>  <ul style="list-style-type: none"> <li><span style="color: green;">■</span> Resident</li> <li><span style="color: lightgreen;">■</span> Loss</li> <li><span style="color: blue;">■</span> Both</li> </ul>
		Resident of County	122	\$1,385,000.00	
		Resident and Loss in County	2	\$23,500.00	
		Claim Loss in County	1	\$28,800.00	
<b>Totals:</b>	<b>125</b>	<b>\$1,437,300.00</b>			
<b>St. Clair (Alabama)</b>	<b>41</b>	<u>Claimant Type</u>	<u>Claims Paid</u>	<u>Amount Paid</u>	<b>Payments in County</b>  <ul style="list-style-type: none"> <li><span style="color: green;">■</span> Resident</li> </ul>
		Resident of County	24	\$333,000.00	
		<b>Totals:</b>	<b>24</b>	<b>\$333,000.00</b>	
<b>Sumter (Alabama)</b>	<b>7</b>	<u>Claimant Type</u>	<u>Claims Paid</u>	<u>Amount Paid</u>	<b>Payments in County</b>  <ul style="list-style-type: none"> <li><span style="color: green;">■</span> Resident</li> </ul>
		Resident of County	1	\$46,200.00	
		<b>Totals:</b>	<b>1</b>	<b>\$46,200.00</b>	
<b>Talladega (Alabama)</b>	<b>43</b>	<u>Claimant Type</u>	<u>Claims Paid</u>	<u>Amount Paid</u>	<b>Payments in County</b>  <ul style="list-style-type: none"> <li><span style="color: green;">■</span> Resident</li> </ul>
		Resident of County	23	\$136,600.00	
		<b>Totals:</b>	<b>23</b>	<b>\$136,600.00</b>	
<b>Tallapoosa (Alabama)</b>	<b>26</b>	<u>Claimant Type</u>	<u>Claims Paid</u>	<u>Amount Paid</u>	<b>Payments in County</b>  <ul style="list-style-type: none"> <li><span style="color: green;">■</span> Resident</li> </ul>
		Resident of County	9	\$61,800.00	
		<b>Totals:</b>	<b>9</b>	<b>\$61,800.00</b>	


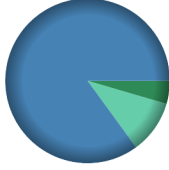
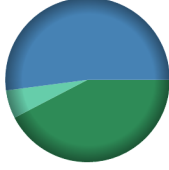
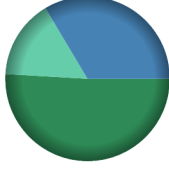
## GCCF Program Statistics - Overall Summary

(as of November 6, 2010, 5:05 PM ET)

County (Alabama)	Total Claims	Claimant Type	Claims Paid	Amount Paid	Payments in County
<b>Tuscaloosa (Alabama)</b>	<b>206</b>	<u>Claimant Type</u>	<u>Claims Paid</u>	<u>Amount Paid</u>	<b>Payments in County</b>  <ul style="list-style-type: none"> <li><span style="color: green;">■</span> Resident</li> <li><span style="color: lightgreen;">■</span> Loss</li> <li><span style="color: blue;">■</span> Both</li> </ul>
		Resident of County	113	\$1,078,900.00	
		Resident and Loss in County	2	\$22,000.00	
		Claim Loss in County	2	\$49,000.00	
<b>Totals:</b>	<b>117</b>	<b>\$1,149,900.00</b>			
<b>Unknown (Alabama)</b>	<b>109</b>	<u>Claimant Type</u>	<u>Claims Paid</u>	<u>Amount Paid</u>	<b>Payments in County</b>  <ul style="list-style-type: none"> <li><span style="color: green;">■</span> Resident</li> </ul>
		Resident of County	38	\$1,025,200.00	
		<b>Totals:</b>	<b>38</b>	<b>\$1,025,200.00</b>	
<b>Walker (Alabama)</b>	<b>36</b>	<u>Claimant Type</u>	<u>Claims Paid</u>	<u>Amount Paid</u>	<b>Payments in County</b>  <ul style="list-style-type: none"> <li><span style="color: green;">■</span> Resident</li> <li><span style="color: lightgreen;">■</span> Loss</li> <li><span style="color: blue;">■</span> Both</li> </ul>
		Resident of County	16	\$198,600.00	
		Resident and Loss in County	1	\$9,500.00	
		Claim Loss in County	2	\$28,000.00	
<b>Totals:</b>	<b>19</b>	<b>\$236,100.00</b>			
<b>Washington (Alabama)</b>	<b>207</b>	<u>Claimant Type</u>	<u>Claims Paid</u>	<u>Amount Paid</u>	<b>Payments in County</b>  <ul style="list-style-type: none"> <li><span style="color: green;">■</span> Resident</li> <li><span style="color: lightgreen;">■</span> Loss</li> <li><span style="color: blue;">■</span> Both</li> </ul>
		Resident of County	17	\$193,900.00	
		Resident and Loss in County	1	\$15,000.00	
		Claim Loss in County	5	\$112,600.00	
<b>Totals:</b>	<b>23</b>	<b>\$321,500.00</b>			
<b>Wilcox (Alabama)</b>	<b>45</b>	<u>Claimant Type</u>	<u>Claims Paid</u>	<u>Amount Paid</u>	<b>Payments in County</b>  <ul style="list-style-type: none"> <li><span style="color: green;">■</span> Resident</li> <li><span style="color: lightgreen;">■</span> Both</li> </ul>
		Resident of County	11	\$172,600.00	
		Resident and Loss in County	3	\$67,000.00	
		<b>Totals:</b>	<b>14</b>	<b>\$239,600.00</b>	

## GCCF Program Statistics - Overall Summary

(as of November 6, 2010, 5:05 PM ET)

County	Total Claims	Claimant Type	Claims Paid	Amount Paid	Payments in County
<b>Winston (Alabama)</b>	<b>12</b>	<u>Claimant Type</u>	<u>Claims Paid</u>	<u>Amount Paid</u>	<b>Payments in County</b>  <ul style="list-style-type: none"> <li>Resident</li> </ul>
		Resident of County	5	\$189,800.00	
		<b>Totals:</b>	<b>5</b>	<b>\$189,800.00</b>	
		<b>Aachua (Florida)</b>	<b>82</b>	<u>Claimant Type</u>	
Resident of County	17			\$135,000.00	
Resident and Loss in County	5			\$145,600.00	
Claim Loss in County	1			\$12,000.00	
<b>Totals:</b>	<b>23</b>	<b>\$292,600.00</b>			
<b>Bay (Florida)</b>	<b>27,559</b>	<u>Claimant Type</u>	<u>Claims Paid</u>	<u>Amount Paid</u>	<b>Payments in County</b>  <ul style="list-style-type: none"> <li>Resident</li> <li>Loss</li> <li>Both</li> </ul>
		Resident of County	506	\$6,238,500.00	
		Resident and Loss in County	8,405	\$117,138,876.00	
		Claim Loss in County	1,401	\$14,370,200.00	
<b>Totals:</b>	<b>10,312</b>	<b>\$137,747,576.00</b>			
<b>Brevard (Florida)</b>	<b>115</b>	<u>Claimant Type</u>	<u>Claims Paid</u>	<u>Amount Paid</u>	<b>Payments in County</b>  <ul style="list-style-type: none"> <li>Resident</li> <li>Loss</li> <li>Both</li> </ul>
		Resident of County	12	\$231,700.00	
		Resident and Loss in County	8	\$284,600.00	
		Claim Loss in County	2	\$30,300.00	
<b>Totals:</b>	<b>22</b>	<b>\$546,600.00</b>			
<b>Broward (Florida)</b>	<b>530</b>	<u>Claimant Type</u>	<u>Claims Paid</u>	<u>Amount Paid</u>	<b>Payments in County</b>  <ul style="list-style-type: none"> <li>Resident</li> <li>Loss</li> <li>Both</li> </ul>
		Resident of County	23	\$810,000.00	
		Resident and Loss in County	6	\$533,800.00	
		Claim Loss in County	10	\$246,800.00	
<b>Totals:</b>	<b>39</b>	<b>\$1,590,600.00</b>			



## GCCF Program Statistics - Overall Summary

(as of November 6, 2010, 5:05 PM ET)

County (Florida)	Total Claims	Claimant Type	Claims Paid	Amount Paid	Payments in County
<b>Calhoun (Florida)</b>	<b>142</b>	<u>Claimant Type</u>	<u>Claims Paid</u>	<u>Amount Paid</u>	<ul style="list-style-type: none"> <li><span style="color: green;">■</span> Resident</li> <li><span style="color: lightgreen;">■</span> Loss</li> <li><span style="color: blue;">■</span> Both</li> </ul>
		Resident of County	21	\$256,600.00	
		Resident and Loss in County	1	\$6,000.00	
		Claim Loss in County	1	\$4,200.00	
		<b>Totals:</b>	<b>23</b>	<b>\$266,800.00</b>	
<b>Charlotte (Florida)</b>	<b>232</b>	<u>Claimant Type</u>	<u>Claims Paid</u>	<u>Amount Paid</u>	<ul style="list-style-type: none"> <li><span style="color: green;">■</span> Resident</li> <li><span style="color: lightgreen;">■</span> Loss</li> <li><span style="color: blue;">■</span> Both</li> </ul>
		Resident of County	6	\$94,700.00	
		Resident and Loss in County	25	\$948,700.00	
		Claim Loss in County	9	\$71,400.00	
		<b>Totals:</b>	<b>40</b>	<b>\$1,114,800.00</b>	
<b>Citrus (Florida)</b>	<b>226</b>	<u>Claimant Type</u>	<u>Claims Paid</u>	<u>Amount Paid</u>	<ul style="list-style-type: none"> <li><span style="color: green;">■</span> Resident</li> <li><span style="color: lightgreen;">■</span> Loss</li> <li><span style="color: blue;">■</span> Both</li> </ul>
		Resident of County	22	\$392,100.00	
		Resident and Loss in County	82	\$1,356,200.00	
		Claim Loss in County	7	\$162,700.00	
		<b>Totals:</b>	<b>111</b>	<b>\$1,911,000.00</b>	
<b>Clay (Florida)</b>	<b>41</b>	<u>Claimant Type</u>	<u>Claims Paid</u>	<u>Amount Paid</u>	<ul style="list-style-type: none"> <li><span style="color: green;">■</span> Resident</li> <li><span style="color: lightgreen;">■</span> Loss</li> <li><span style="color: blue;">■</span> Both</li> </ul>
		Resident of County	4	\$25,400.00	
		Resident and Loss in County	1	\$125,000.00	
		Claim Loss in County	1	\$18,700.00	
		<b>Totals:</b>	<b>6</b>	<b>\$169,100.00</b>	
<b>Collier (Florida)</b>	<b>9,042</b>	<u>Claimant Type</u>	<u>Claims Paid</u>	<u>Amount Paid</u>	<ul style="list-style-type: none"> <li><span style="color: green;">■</span> Resident</li> <li><span style="color: lightgreen;">■</span> Loss</li> <li><span style="color: blue;">■</span> Both</li> </ul>
		Resident of County	51	\$516,300.00	
		Resident and Loss in County	883	\$9,543,200.00	
		Claim Loss in County	27	\$156,500.00	
		<b>Totals:</b>	<b>961</b>	<b>\$10,216,000.00</b>	

## GCCF Program Statistics - Overall Summary (as of November 6, 2010, 5:05 PM ET)

County (Florida)	Total Claims	Claimant Type	Claims Paid	Amount Paid	Payments in County
<b>Columbia (Florida)</b>	<b>21</b>	<u>Claimant Type</u>	<u>Claims Paid</u>	<u>Amount Paid</u>	<ul style="list-style-type: none"> <li>Resident</li> <li>Both</li> </ul>
		Resident of County	4	\$81,700.00	
		Resident and Loss in County	1	\$40,000.00	
		<b>Totals:</b>	<b>5</b>	<b>\$121,700.00</b>	
<b>Dixie (Florida)</b>	<b>31</b>	<u>Claimant Type</u>	<u>Claims Paid</u>	<u>Amount Paid</u>	<ul style="list-style-type: none"> <li>Resident</li> <li>Loss</li> <li>Both</li> </ul>
		Resident of County	1	\$3,000.00	
		Resident and Loss in County	12	\$353,400.00	
		Claim Loss in County	4	\$89,700.00	
<b>Totals:</b>	<b>17</b>	<b>\$446,100.00</b>			
<b>Duval (Florida)</b>	<b>311</b>	<u>Claimant Type</u>	<u>Claims Paid</u>	<u>Amount Paid</u>	<ul style="list-style-type: none"> <li>Resident</li> <li>Loss</li> <li>Both</li> </ul>
		Resident of County	36	\$599,000.00	
		Resident and Loss in County	15	\$1,183,000.00	
		Claim Loss in County	7	\$136,800.00	
<b>Totals:</b>	<b>58</b>	<b>\$1,918,800.00</b>			
<b>Escambia (Florida)</b>	<b>16,342</b>	<u>Claimant Type</u>	<u>Claims Paid</u>	<u>Amount Paid</u>	<ul style="list-style-type: none"> <li>Resident</li> <li>Loss</li> <li>Both</li> </ul>
		Resident of County	1,501	\$16,801,100.00	
		Resident and Loss in County	4,243	\$62,953,200.00	
		Claim Loss in County	1,045	\$14,056,700.00	
<b>Totals:</b>	<b>6,789</b>	<b>\$93,811,000.00</b>			
<b>Flagler (Florida)</b>	<b>18</b>	<u>Claimant Type</u>	<u>Claims Paid</u>	<u>Amount Paid</u>	<ul style="list-style-type: none"> <li>Resident</li> </ul>
		Resident of County	2	\$65,400.00	
		<b>Totals:</b>	<b>2</b>	<b>\$65,400.00</b>	

## GCCF Program Statistics - Overall Summary (as of November 6, 2010, 5:05 PM ET)

County (Florida)	Total Claims	Claimant Type	Claims Paid	Amount Paid	Payments in County
Franklin (Florida)	2,093	<u>Claimant Type</u>	<u>Claims Paid</u>	<u>Amount Paid</u>	<p>Payments in County</p> <ul style="list-style-type: none"> <li>Resident</li> <li>Loss</li> <li>Both</li> </ul>
		Resident of County	35	\$405,800.00	
		Resident and Loss in County	1,112	\$13,640,700.00	
		Claim Loss in County	125	\$1,727,900.00	
		<b>Totals:</b>	<b>1,272</b>	<b>\$15,774,400.00</b>	
Gadsden (Florida)	72	<u>Claimant Type</u>	<u>Claims Paid</u>	<u>Amount Paid</u>	<p>Payments in County</p> <ul style="list-style-type: none"> <li>Resident</li> <li>Loss</li> <li>Both</li> </ul>
		Resident of County	9	\$166,100.00	
		Resident and Loss in County	2	\$44,200.00	
		Claim Loss in County	1	\$6,000.00	
		<b>Totals:</b>	<b>12</b>	<b>\$216,300.00</b>	
Gulf (Florida)	1,491	<u>Claimant Type</u>	<u>Claims Paid</u>	<u>Amount Paid</u>	<p>Payments in County</p> <ul style="list-style-type: none"> <li>Resident</li> <li>Loss</li> <li>Both</li> </ul>
		Resident of County	89	\$1,063,900.00	
		Resident and Loss in County	380	\$8,627,100.00	
		Claim Loss in County	104	\$1,284,000.00	
		<b>Totals:</b>	<b>573</b>	<b>\$10,975,000.00</b>	
Hardee (Florida)	4	<u>Claimant Type</u>	<u>Claims Paid</u>	<u>Amount Paid</u>	<p>Payments in County</p> <ul style="list-style-type: none"> <li>Resident</li> </ul>
		Resident of County	1	\$15,000.00	
		<b>Totals:</b>	<b>1</b>	<b>\$15,000.00</b>	
Hendry (Florida)	41	<u>Claimant Type</u>	<u>Claims Paid</u>	<u>Amount Paid</u>	<p>Payments in County</p> <ul style="list-style-type: none"> <li>Resident</li> </ul>
		Resident of County	1	\$24,000.00	
		<b>Totals:</b>	<b>1</b>	<b>\$24,000.00</b>	

## GCCF Program Statistics - Overall Summary

(as of November 6, 2010, 5:05 PM ET)

County (Florida)	Total Claims	Claimant Type	Claims Paid	Amount Paid	Payments in County
<b>Hernando (Florida)</b>	<b>148</b>	<u>Claimant Type</u>	<u>Claims Paid</u>	<u>Amount Paid</u>	<ul style="list-style-type: none"> <li><span style="color: green;">■</span> Resident</li> <li><span style="color: lightgreen;">■</span> Loss</li> <li><span style="color: blue;">■</span> Both</li> </ul>
		Resident of County	22	\$360,300.00	
		Resident and Loss in County	41	\$1,027,600.00	
		Claim Loss in County	15	\$303,200.00	
		<b>Totals:</b>	<b>78</b>	<b>\$1,691,100.00</b>	
<b>Hillsborough (Florida)</b>	<b>1,311</b>	<u>Claimant Type</u>	<u>Claims Paid</u>	<u>Amount Paid</u>	<ul style="list-style-type: none"> <li><span style="color: green;">■</span> Resident</li> <li><span style="color: lightgreen;">■</span> Loss</li> <li><span style="color: blue;">■</span> Both</li> </ul>
		Resident of County	64	\$924,200.00	
		Resident and Loss in County	103	\$2,248,800.00	
		Claim Loss in County	36	\$592,900.00	
		<b>Totals:</b>	<b>203</b>	<b>\$3,765,900.00</b>	
<b>Holmes (Florida)</b>	<b>417</b>	<u>Claimant Type</u>	<u>Claims Paid</u>	<u>Amount Paid</u>	<ul style="list-style-type: none"> <li><span style="color: green;">■</span> Resident</li> <li><span style="color: lightgreen;">■</span> Loss</li> <li><span style="color: blue;">■</span> Both</li> </ul>
		Resident of County	103	\$871,200.00	
		Resident and Loss in County	19	\$212,700.00	
		Claim Loss in County	5	\$21,600.00	
		<b>Totals:</b>	<b>127</b>	<b>\$1,105,500.00</b>	
<b>Indian River (Florida)</b>	<b>39</b>	<u>Claimant Type</u>	<u>Claims Paid</u>	<u>Amount Paid</u>	<ul style="list-style-type: none"> <li><span style="color: green;">■</span> Resident</li> <li><span style="color: lightgreen;">■</span> Loss</li> <li><span style="color: blue;">■</span> Both</li> </ul>
		Resident of County	1	\$1,000.00	
		Resident and Loss in County	3	\$157,000.00	
		Claim Loss in County	1	\$65,000.00	
		<b>Totals:</b>	<b>5</b>	<b>\$223,000.00</b>	
<b>Jackson (Florida)</b>	<b>343</b>	<u>Claimant Type</u>	<u>Claims Paid</u>	<u>Amount Paid</u>	<ul style="list-style-type: none"> <li><span style="color: green;">■</span> Resident</li> <li><span style="color: lightgreen;">■</span> Loss</li> <li><span style="color: blue;">■</span> Both</li> </ul>
		Resident of County	33	\$406,800.00	
		Resident and Loss in County	3	\$96,000.00	
		Claim Loss in County	1	\$7,900.00	
		<b>Totals:</b>	<b>37</b>	<b>\$510,700.00</b>	

## GCCF Program Statistics - Overall Summary

(as of November 6, 2010, 5:05 PM ET)

County (Florida)	Total Claims	Claimant Type	Claims Paid	Amount Paid	Payments in County
Jefferson (Florida)	13	<u>Claimant Type</u>	<u>Claims Paid</u>	<u>Amount Paid</u>	
		Resident of County	4	\$106,200.00	
		Resident and Loss in County	2	\$2,500.00	
		Claim Loss in County	1	\$6,000.00	
<b>Totals:</b>		<b>7</b>	<b>\$114,700.00</b>		
Lafayette (Florida)	4	<u>Claimant Type</u>	<u>Claims Paid</u>	<u>Amount Paid</u>	
		Resident and Loss in County	1	\$226,700.00	
		<b>Totals:</b>	<b>1</b>	<b>\$226,700.00</b>	
Lake (Florida)	48	<u>Claimant Type</u>	<u>Claims Paid</u>	<u>Amount Paid</u>	
		Resident of County	9	\$84,100.00	
		Resident and Loss in County	5	\$137,900.00	
		<b>Totals:</b>	<b>14</b>	<b>\$222,000.00</b>	
Lee (Florida)	3,832	<u>Claimant Type</u>	<u>Claims Paid</u>	<u>Amount Paid</u>	
		Resident of County	39	\$698,700.00	
		Resident and Loss in County	207	\$3,551,500.00	
		Claim Loss in County	41	\$303,100.00	
<b>Totals:</b>		<b>287</b>	<b>\$4,553,300.00</b>		
Leon (Florida)	524	<u>Claimant Type</u>	<u>Claims Paid</u>	<u>Amount Paid</u>	
		Resident of County	89	\$1,734,900.00	
		Resident and Loss in County	7	\$212,600.00	
		Claim Loss in County	5	\$61,800.00	
<b>Totals:</b>		<b>101</b>	<b>\$2,009,300.00</b>		

## GCCF Program Statistics - Overall Summary

(as of November 6, 2010, 5:05 PM ET)

Levy (Florida)	154	<u>Claimant Type</u>	<u>Claims Paid</u>	<u>Amount Paid</u>	Payments in County
		Resident of County	10	\$229,300.00	<ul style="list-style-type: none"> <li><span style="color: green;">■</span> Resident</li> <li><span style="color: lightgreen;">■</span> Loss</li> <li><span style="color: blue;">■</span> Both</li> </ul>
		Resident and Loss in County	72	\$1,897,000.00	
		Claim Loss in County	9	\$241,100.00	
		<b>Totals:</b>	<b>91</b>	<b>\$2,367,400.00</b>	
Liberty (Florida)	58	<u>Claimant Type</u>	<u>Claims Paid</u>	<u>Amount Paid</u>	Payments in County
		Resident of County	18	\$160,000.00	<ul style="list-style-type: none"> <li><span style="color: green;">■</span> Resident</li> <li><span style="color: lightgreen;">■</span> Loss</li> <li><span style="color: blue;">■</span> Both</li> </ul>
		Resident and Loss in County	3	\$36,200.00	
		Claim Loss in County	2	\$49,600.00	
		<b>Totals:</b>	<b>23</b>	<b>\$245,800.00</b>	
Madison (Florida)	10	<u>Claimant Type</u>	<u>Claims Paid</u>	<u>Amount Paid</u>	Payments in County
		Resident of County	1	\$2,100.00	<ul style="list-style-type: none"> <li><span style="color: green;">■</span> Resident</li> <li><span style="color: lightgreen;">■</span> Loss</li> </ul>
		Claim Loss in County	2	\$21,200.00	
		<b>Totals:</b>	<b>3</b>	<b>\$23,300.00</b>	
Manatee (Florida)	385	<u>Claimant Type</u>	<u>Claims Paid</u>	<u>Amount Paid</u>	Payments in County
		Resident of County	20	\$468,300.00	<ul style="list-style-type: none"> <li><span style="color: green;">■</span> Resident</li> <li><span style="color: lightgreen;">■</span> Loss</li> <li><span style="color: blue;">■</span> Both</li> </ul>
		Resident and Loss in County	49	\$2,039,500.00	
		Claim Loss in County	21	\$479,000.00	
		<b>Totals:</b>	<b>90</b>	<b>\$2,986,800.00</b>	
Marion (Florida)	67	<u>Claimant Type</u>	<u>Claims Paid</u>	<u>Amount Paid</u>	Payments in County
		Resident of County	9	\$97,500.00	<ul style="list-style-type: none"> <li><span style="color: green;">■</span> Resident</li> <li><span style="color: lightgreen;">■</span> Loss</li> <li><span style="color: blue;">■</span> Both</li> </ul>
		Resident and Loss in County	1	\$20,200.00	
		Claim Loss in County	2	\$59,800.00	
		<b>Totals:</b>	<b>12</b>	<b>\$177,500.00</b>	




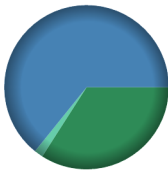
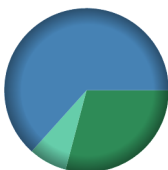
## GCCF Program Statistics - Overall Summary

(as of November 6, 2010, 5:05 PM ET)

County (Florida)	Total Claims	Claimant Type	Claims Paid	Amount Paid	Payments in County
<b>Martin (Florida)</b>	<b>32</b>	<u>Claimant Type</u>	<u>Claims Paid</u>	<u>Amount Paid</u>	<p>Payments in County</p> <ul style="list-style-type: none"> <li>Resident</li> <li>Both</li> </ul>
		Resident of County	2	\$27,200.00	
		Resident and Loss in County	5	\$109,500.00	
		<b>Totals:</b>	<b>7</b>	<b>\$136,700.00</b>	
<b>Miami-dade (Florida)</b>	<b>1,563</b>	<u>Claimant Type</u>	<u>Claims Paid</u>	<u>Amount Paid</u>	<p>Payments in County</p> <ul style="list-style-type: none"> <li>Resident</li> <li>Loss</li> <li>Both</li> </ul>
		Resident of County	38	\$526,400.00	
		Resident and Loss in County	23	\$635,700.00	
		Claim Loss in County	13	\$298,100.00	
<b>Totals:</b>	<b>74</b>	<b>\$1,460,200.00</b>			
<b>Monroe (Florida)</b>	<b>4,078</b>	<u>Claimant Type</u>	<u>Claims Paid</u>	<u>Amount Paid</u>	<p>Payments in County</p> <ul style="list-style-type: none"> <li>Resident</li> <li>Loss</li> <li>Both</li> </ul>
		Resident of County	31	\$742,000.00	
		Resident and Loss in County	721	\$18,547,500.00	
		Claim Loss in County	44	\$558,000.00	
<b>Totals:</b>	<b>796</b>	<b>\$19,847,500.00</b>			
<b>Nassau (Florida)</b>	<b>19</b>	<u>Claimant Type</u>	<u>Claims Paid</u>	<u>Amount Paid</u>	<p>Payments in County</p> <ul style="list-style-type: none"> <li>Resident</li> <li>Loss</li> <li>Both</li> </ul>
		Resident of County	3	\$65,200.00	
		Resident and Loss in County	2	\$31,100.00	
		Claim Loss in County	2	\$33,300.00	
<b>Totals:</b>	<b>7</b>	<b>\$129,600.00</b>			
<b>Okaloosa (Florida)</b>	<b>21,909</b>	<u>Claimant Type</u>	<u>Claims Paid</u>	<u>Amount Paid</u>	<p>Payments in County</p> <ul style="list-style-type: none"> <li>Resident</li> <li>Loss</li> <li>Both</li> </ul>
		Resident of County	1,285	\$15,879,800.00	
		Resident and Loss in County	6,910	\$117,427,800.00	
		Claim Loss in County	3,033	\$37,388,800.00	
<b>Totals:</b>	<b>11,228</b>	<b>\$170,696,400.00</b>			



## GCCF Program Statistics - Overall Summary (as of November 6, 2010, 5:05 PM ET)

County (Florida)	Total Claims	Claimant Type	Claims Paid	Amount Paid	Payments in County
Okeechobee (Florida)	7	<u>Claimant Type</u>	<u>Claims Paid</u>	<u>Amount Paid</u>	 <ul style="list-style-type: none"> <li>Loss</li> </ul>
		Claim Loss in County	1	\$5,000.00	
		<b>Totals:</b>	<b>1</b>	<b>\$5,000.00</b>	
Orange (Florida)	553	<u>Claimant Type</u>	<u>Claims Paid</u>	<u>Amount Paid</u>	 <ul style="list-style-type: none"> <li>Resident</li> <li>Both</li> </ul>
		Resident of County	58	\$816,200.00	
		Resident and Loss in County	6	\$185,000.00	
		<b>Totals:</b>	<b>64</b>	<b>\$1,001,200.00</b>	
Osceola (Florida)	35	<u>Claimant Type</u>	<u>Claims Paid</u>	<u>Amount Paid</u>	 <ul style="list-style-type: none"> <li>Resident</li> </ul>
		Resident of County	4	\$33,600.00	
		<b>Totals:</b>	<b>4</b>	<b>\$33,600.00</b>	
Palm Beach (Florida)	346	<u>Claimant Type</u>	<u>Claims Paid</u>	<u>Amount Paid</u>	 <ul style="list-style-type: none"> <li>Resident</li> <li>Loss</li> <li>Both</li> </ul>
		Resident of County	18	\$241,600.00	
		Resident and Loss in County	9	\$455,500.00	
		Claim Loss in County	2	\$12,200.00	
<b>Totals:</b>	<b>29</b>	<b>\$709,300.00</b>			
Pasco (Florida)	460	<u>Claimant Type</u>	<u>Claims Paid</u>	<u>Amount Paid</u>	 <ul style="list-style-type: none"> <li>Resident</li> <li>Loss</li> <li>Both</li> </ul>
		Resident of County	73	\$1,172,300.00	
		Resident and Loss in County	95	\$2,552,300.00	
		Claim Loss in County	19	\$302,600.00	
<b>Totals:</b>	<b>187</b>	<b>\$4,027,200.00</b>			








## GCCF Program Statistics - Overall Summary

(as of November 6, 2010, 5:05 PM ET)

County (Florida)	Total Claims	Claimant Type	Claims Paid	Amount Paid	Payments in County
<b>Pinellas (Florida)</b>	<b>3,094</b>	<u>Claimant Type</u>	<u>Claims Paid</u>	<u>Amount Paid</u>	
		Resident of County	52	\$1,415,900.00	
		Resident and Loss in County	547	\$9,503,900.00	
		Claim Loss in County	114	\$1,678,500.00	
		<b>Totals:</b>	<b>713</b>	<b>\$12,598,300.00</b>	
<b>Polk (Florida)</b>	<b>205</b>	<u>Claimant Type</u>	<u>Claims Paid</u>	<u>Amount Paid</u>	
		Resident of County	12	\$168,600.00	
		Resident and Loss in County	5	\$145,000.00	
		Claim Loss in County	1	\$9,200.00	
		<b>Totals:</b>	<b>18</b>	<b>\$322,800.00</b>	
<b>Putnam (Florida)</b>	<b>10</b>	<u>Claimant Type</u>	<u>Claims Paid</u>	<u>Amount Paid</u>	
		Resident and Loss in County	2	\$51,500.00	
		<b>Totals:</b>	<b>2</b>	<b>\$51,500.00</b>	
<b>Santa Rosa (Florida)</b>	<b>7,560</b>	<u>Claimant Type</u>	<u>Claims Paid</u>	<u>Amount Paid</u>	
		Resident of County	904	\$10,220,600.00	
		Resident and Loss in County	1,639	\$33,506,000.00	
		Claim Loss in County	1,173	\$13,548,200.00	
		<b>Totals:</b>	<b>3,716</b>	<b>\$57,274,800.00</b>	
<b>Sarasota (Florida)</b>	<b>381</b>	<u>Claimant Type</u>	<u>Claims Paid</u>	<u>Amount Paid</u>	
		Resident of County	13	\$132,400.00	
		Resident and Loss in County	36	\$1,266,100.00	
		Claim Loss in County	9	\$131,500.00	
		<b>Totals:</b>	<b>58</b>	<b>\$1,530,000.00</b>	

## GCCF Program Statistics - Overall Summary (as of November 6, 2010, 5:05 PM ET)

County (Florida)	Total Claims	Claimant Type	Claims Paid	Amount Paid	Payments in County
Seminole (Florida)	77	<u>Claimant Type</u>	<u>Claims Paid</u>	<u>Amount Paid</u>	Payments in County  <ul style="list-style-type: none"> <li>Resident</li> </ul>
		Resident of County	13	\$189,300.00	
		<b>Totals:</b>	<b>13</b>	<b>\$189,300.00</b>	
St. Johns (Florida)	46	<u>Claimant Type</u>	<u>Claims Paid</u>	<u>Amount Paid</u>	Payments in County  <ul style="list-style-type: none"> <li>Resident</li> <li>Both</li> </ul>
		Resident of County	8	\$145,300.00	
		Resident and Loss in County	4	\$76,500.00	
<b>Totals:</b>	<b>12</b>	<b>\$221,800.00</b>			
St. Lucie (Florida)	83	<u>Claimant Type</u>	<u>Claims Paid</u>	<u>Amount Paid</u>	Payments in County  <ul style="list-style-type: none"> <li>Resident</li> <li>Both</li> </ul>
		Resident of County	4	\$76,500.00	
		Resident and Loss in County	2	\$62,800.00	
<b>Totals:</b>	<b>6</b>	<b>\$139,300.00</b>			
Sumter (Florida)	13	<u>Claimant Type</u>	<u>Claims Paid</u>	<u>Amount Paid</u>	Payments in County  <ul style="list-style-type: none"> <li>Resident</li> </ul>
		Resident of County	7	\$153,300.00	
		<b>Totals:</b>	<b>7</b>	<b>\$153,300.00</b>	
Suwannee (Florida)	12	<u>Claimant Type</u>	<u>Claims Paid</u>	<u>Amount Paid</u>	Payments in County  <ul style="list-style-type: none"> <li>Resident</li> </ul>
		Resident of County	1	\$3,200.00	
		<b>Totals:</b>	<b>1</b>	<b>\$3,200.00</b>	

## GCCF Program Statistics - Overall Summary

(as of November 6, 2010, 5:05 PM ET)

County (Florida)	Total Claims	Claimant Type	Claims Paid	Amount Paid	Payments in County
<b>Taylor (Florida)</b>	<b>67</b>	<u>Claimant Type</u>	<u>Claims Paid</u>	<u>Amount Paid</u>	<p>Payments in County</p> <ul style="list-style-type: none"> <li>Resident</li> <li>Loss</li> <li>Both</li> </ul>
		Resident of County	8	\$298,200.00	
		Resident and Loss in County	33	\$1,269,800.00	
		Claim Loss in County	1	\$4,800.00	
<b>Totals:</b>	<b>42</b>	<b>\$1,572,800.00</b>			
<b>Unknown (Florida)</b>	<b>152</b>	<u>Claimant Type</u>	<u>Claims Paid</u>	<u>Amount Paid</u>	<p>Payments in County</p> <ul style="list-style-type: none"> <li>Resident</li> </ul>
		Resident of County	34	\$757,100.00	
		<b>Totals:</b>	<b>34</b>	<b>\$757,100.00</b>	
<b>Volusia (Florida)</b>	<b>78</b>	<u>Claimant Type</u>	<u>Claims Paid</u>	<u>Amount Paid</u>	<p>Payments in County</p> <ul style="list-style-type: none"> <li>Resident</li> <li>Loss</li> <li>Both</li> </ul>
		Resident of County	5	\$184,100.00	
		Resident and Loss in County	4	\$482,000.00	
		Claim Loss in County	3	\$33,800.00	
<b>Totals:</b>	<b>12</b>	<b>\$699,900.00</b>			
<b>Wakulla (Florida)</b>	<b>552</b>	<u>Claimant Type</u>	<u>Claims Paid</u>	<u>Amount Paid</u>	<p>Payments in County</p> <ul style="list-style-type: none"> <li>Resident</li> <li>Loss</li> <li>Both</li> </ul>
		Resident of County	34	\$835,800.00	
		Resident and Loss in County	281	\$6,337,200.00	
		Claim Loss in County	28	\$714,700.00	
<b>Totals:</b>	<b>343</b>	<b>\$7,887,700.00</b>			
<b>Walton (Florida)</b>	<b>10,323</b>	<u>Claimant Type</u>	<u>Claims Paid</u>	<u>Amount Paid</u>	<p>Payments in County</p> <ul style="list-style-type: none"> <li>Resident</li> <li>Loss</li> <li>Both</li> </ul>
		Resident of County	898	\$16,432,100.00	
		Resident and Loss in County	2,678	\$47,290,500.00	
		Claim Loss in County	2,065	\$23,031,100.00	
<b>Totals:</b>	<b>5,641</b>	<b>\$86,753,700.00</b>			

## GCCF Program Statistics - Overall Summary (as of November 6, 2010, 5:05 PM ET)


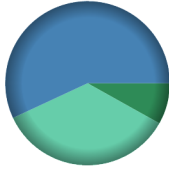

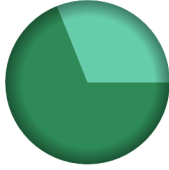
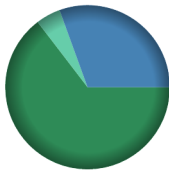
County	Total Claims	Claimant Type	Claims Paid	Amount Paid	Payments in County
<b>Washington (Florida)</b>	<b>940</b>	<u>Claimant Type</u>	<u>Claims Paid</u>	<u>Amount Paid</u>	
		Resident of County	201	\$1,780,900.00	
		Resident and Loss in County	37	\$423,000.00	
		Claim Loss in County	6	\$62,500.00	
		<b>Totals:</b>	<b>244</b>	<b>\$2,266,400.00</b>	
<b>Acadia (Louisiana)</b>	<b>123</b>	<u>Claimant Type</u>	<u>Claims Paid</u>	<u>Amount Paid</u>	
		Resident of County	12	\$286,900.00	
		Resident and Loss in County	8	\$309,100.00	
		Claim Loss in County	4	\$70,900.00	
		<b>Totals:</b>	<b>24</b>	<b>\$666,900.00</b>	
<b>Allen (Louisiana)</b>	<b>48</b>	<u>Claimant Type</u>	<u>Claims Paid</u>	<u>Amount Paid</u>	
		Resident of County	1	\$30,000.00	
		Claim Loss in County	2	\$38,600.00	
		<b>Totals:</b>	<b>3</b>	<b>\$68,600.00</b>	
<b>Ascension (Louisiana)</b>	<b>1,156</b>	<u>Claimant Type</u>	<u>Claims Paid</u>	<u>Amount Paid</u>	
		Resident of County	47	\$628,600.00	
		Resident and Loss in County	12	\$314,500.00	
		Claim Loss in County	2	\$20,900.00	
		<b>Totals:</b>	<b>61</b>	<b>\$964,000.00</b>	
<b>Assumption (Louisiana)</b>	<b>772</b>	<u>Claimant Type</u>	<u>Claims Paid</u>	<u>Amount Paid</u>	
		Resident of County	29	\$655,500.00	
		Resident and Loss in County	73	\$1,106,300.00	
		Claim Loss in County	7	\$117,500.00	
		<b>Totals:</b>	<b>109</b>	<b>\$1,879,300.00</b>	

## GCCF Program Statistics - Overall Summary (as of November 6, 2010, 5:05 PM ET)

Parish (Louisiana)	Total Claims	Claimant Type	Claims Paid	Amount Paid	Payments in County
<b>Avoyelles (Louisiana)</b>	<b>99</b>	<u>Claimant Type</u>	<u>Claims Paid</u>	<u>Amount Paid</u>	
		Resident of County	12	\$137,200.00	
		Resident and Loss in County	12	\$666,800.00	
		Claim Loss in County	2	\$38,200.00	
<b>Totals:</b>	<b>26</b>	<b>\$842,200.00</b>			
<b>Beauregard (Louisiana)</b>	<b>24</b>	<u>Claimant Type</u>	<u>Claims Paid</u>	<u>Amount Paid</u>	
		Resident of County	3	\$135,200.00	
		Resident and Loss in County	4	\$76,000.00	
		<b>Totals:</b>	<b>7</b>	<b>\$211,200.00</b>	
<b>Bossier (Louisiana)</b>	<b>47</b>	<u>Claimant Type</u>	<u>Claims Paid</u>	<u>Amount Paid</u>	
		Resident of County	5	\$62,500.00	
		<b>Totals:</b>	<b>5</b>	<b>\$62,500.00</b>	
<b>Caddo (Louisiana)</b>	<b>127</b>	<u>Claimant Type</u>	<u>Claims Paid</u>	<u>Amount Paid</u>	
		Resident of County	13	\$129,200.00	
		<b>Totals:</b>	<b>13</b>	<b>\$129,200.00</b>	
<b>Calcasieu (Louisiana)</b>	<b>749</b>	<u>Claimant Type</u>	<u>Claims Paid</u>	<u>Amount Paid</u>	
		Resident of County	116	\$3,001,800.00	
		Resident and Loss in County	94	\$2,244,300.00	
		Claim Loss in County	24	\$496,000.00	
		<b>Totals:</b>	<b>234</b>	<b>\$5,742,100.00</b>	

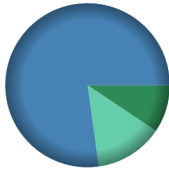




## GCCF Program Statistics - Overall Summary

(as of November 6, 2010, 5:05 PM ET)

County (Louisiana)	Total Claims	Claimant Type	Claims Paid	Amount Paid	Payments in County
Caldwell	6	<u>Claimant Type</u>	<u>Claims Paid</u>	<u>Amount Paid</u>	Payments in County 
		Resident of County	2	\$7,300.00	
		<b>Totals:</b>	<b>2</b>	<b>\$7,300.00</b>	
Cameron	343	<u>Claimant Type</u>	<u>Claims Paid</u>	<u>Amount Paid</u>	Payments in County 
		Resident of County	20	\$514,400.00	
		Resident and Loss in County	129	\$3,604,700.00	
		Claim Loss in County	85	\$2,211,800.00	
		<b>Totals:</b>	<b>234</b>	<b>\$6,330,900.00</b>	
Claiborne	3	<u>Claimant Type</u>	<u>Claims Paid</u>	<u>Amount Paid</u>	Payments in County 
		Claim Loss in County	1	\$80,400.00	
		<b>Totals:</b>	<b>1</b>	<b>\$80,400.00</b>	
Concordia	40	<u>Claimant Type</u>	<u>Claims Paid</u>	<u>Amount Paid</u>	Payments in County 
		Resident of County	3	\$155,700.00	
		Resident and Loss in County	2	\$70,000.00	
		<b>Totals:</b>	<b>5</b>	<b>\$225,700.00</b>	
E. Baton Rouge	2,928	<u>Claimant Type</u>	<u>Claims Paid</u>	<u>Amount Paid</u>	Payments in County 
		Resident of County	172	\$2,939,400.00	
		Resident and Loss in County	48	\$1,388,900.00	
		Claim Loss in County	13	\$220,600.00	
		<b>Totals:</b>	<b>233</b>	<b>\$4,548,900.00</b>	

## GCCF Program Statistics - Overall Summary

(as of November 6, 2010, 5:05 PM ET)

Parish (Louisiana)	Total Claims	Claimant Type	Claims Paid	Amount Paid	Payments in County
<b>E. Feliciana (Louisiana)</b>	<b>42</b>	<u>Claimant Type</u>	<u>Claims Paid</u>	<u>Amount Paid</u>	<b>Payments in County</b>  <ul style="list-style-type: none"> <li><span style="color: green;">■</span> Resident</li> <li><span style="color: lightgreen;">■</span> Loss</li> <li><span style="color: blue;">■</span> Both</li> </ul>
		Resident of County	1	\$14,000.00	
		Resident and Loss in County	3	\$115,000.00	
		Claim Loss in County	1	\$20,000.00	
<b>Totals:</b>	<b>5</b>	<b>\$149,000.00</b>			
<b>Evangeline (Louisiana)</b>	<b>57</b>	<u>Claimant Type</u>	<u>Claims Paid</u>	<u>Amount Paid</u>	<b>Payments in County</b>  <ul style="list-style-type: none"> <li><span style="color: green;">■</span> Resident</li> <li><span style="color: lightgreen;">■</span> Both</li> </ul>
		Resident of County	5	\$103,900.00	
		Resident and Loss in County	4	\$70,300.00	
		<b>Totals:</b>	<b>9</b>	<b>\$174,200.00</b>	
<b>Franklin (Louisiana)</b>	<b>8</b>	<u>Claimant Type</u>	<u>Claims Paid</u>	<u>Amount Paid</u>	<b>Payments in County</b>  <ul style="list-style-type: none"> <li><span style="color: green;">■</span> Resident</li> </ul>
		Resident of County	3	\$35,200.00	
		<b>Totals:</b>	<b>3</b>	<b>\$35,200.00</b>	
<b>Grant (Louisiana)</b>	<b>16</b>	<u>Claimant Type</u>	<u>Claims Paid</u>	<u>Amount Paid</u>	<b>Payments in County</b>  <ul style="list-style-type: none"> <li><span style="color: green;">■</span> Resident</li> <li><span style="color: lightgreen;">■</span> Loss</li> </ul>
		Resident of County	1	\$15,500.00	
		Claim Loss in County	1	\$10,000.00	
		<b>Totals:</b>	<b>2</b>	<b>\$25,500.00</b>	
<b>Iberia (Louisiana)</b>	<b>1,164</b>	<u>Claimant Type</u>	<u>Claims Paid</u>	<u>Amount Paid</u>	<b>Payments in County</b>  <ul style="list-style-type: none"> <li><span style="color: green;">■</span> Resident</li> <li><span style="color: lightgreen;">■</span> Loss</li> <li><span style="color: blue;">■</span> Both</li> </ul>
		Resident of County	119	\$3,400,500.00	
		Resident and Loss in County	249	\$6,121,500.00	
		Claim Loss in County	121	\$2,765,200.00	
		<b>Totals:</b>	<b>489</b>	<b>\$12,287,200.00</b>	



## GCCF Program Statistics - Overall Summary

(as of November 6, 2010, 5:05 PM ET)

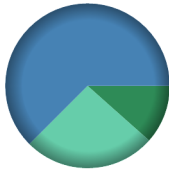
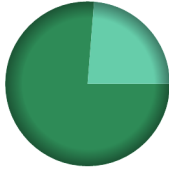
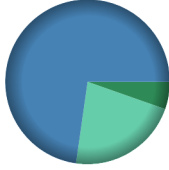
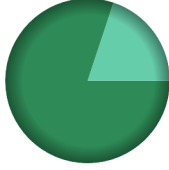

County (Louisiana)	Total Claims	Claimant Type	Claims Paid	Amount Paid	Payments in County
<b>Iberville (Louisiana)</b>	<b>296</b>	<u>Claimant Type</u>	<u>Claims Paid</u>	<u>Amount Paid</u>	<p>Payments in County</p> <ul style="list-style-type: none"> <li>Resident</li> <li>Loss</li> <li>Both</li> </ul>
		Resident of County	11	\$273,300.00	
		Resident and Loss in County	50	\$823,200.00	
		Claim Loss in County	6	\$138,300.00	
		<b>Totals:</b>	<b>67</b>	<b>\$1,234,800.00</b>	
<b>Jackson (Louisiana)</b>	<b>2</b>	<u>Claimant Type</u>	<u>Claims Paid</u>	<u>Amount Paid</u>	<p>Payments in County</p> <ul style="list-style-type: none"> <li>Resident</li> <li>Both</li> </ul>
		Resident of County	1	\$18,600.00	
		Resident and Loss in County	1	\$4,500.00	
		<b>Totals:</b>	<b>2</b>	<b>\$23,100.00</b>	
		<b>Jefferson (Louisiana)</b>	<b>52,826</b>	<u>Claimant Type</u>	
Resident of County	3,278			\$40,581,200.00	
Resident and Loss in County	5,768			\$90,244,900.00	
Claim Loss in County	2,349			\$27,852,900.00	
<b>Totals:</b>	<b>11,395</b>			<b>\$158,679,000.00</b>	
<b>Jefferson Davis (Louisiana)</b>	<b>52</b>	<u>Claimant Type</u>	<u>Claims Paid</u>	<u>Amount Paid</u>	<p>Payments in County</p> <ul style="list-style-type: none"> <li>Resident</li> <li>Loss</li> <li>Both</li> </ul>
		Resident of County	5	\$53,700.00	
		Resident and Loss in County	9	\$234,300.00	
		Claim Loss in County	2	\$65,000.00	
		<b>Totals:</b>	<b>16</b>	<b>\$353,000.00</b>	
<b>Lafayette (Louisiana)</b>	<b>1,467</b>	<u>Claimant Type</u>	<u>Claims Paid</u>	<u>Amount Paid</u>	<p>Payments in County</p> <ul style="list-style-type: none"> <li>Resident</li> <li>Loss</li> <li>Both</li> </ul>
		Resident of County	210	\$4,959,900.00	
		Resident and Loss in County	136	\$3,792,700.00	
		Claim Loss in County	87	\$2,087,800.00	
		<b>Totals:</b>	<b>433</b>	<b>\$10,840,400.00</b>	




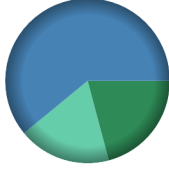

## GCCF Program Statistics - Overall Summary (as of November 6, 2010, 5:05 PM ET)

County (Louisiana)	Total Claims	Claimant Type	Claims Paid	Amount Paid	Payments in County
<b>Lafourche (Louisiana)</b>	<b>3,490</b>	<u>Claimant Type</u>	<u>Claims Paid</u>	<u>Amount Paid</u>	
		Resident of County	197	\$3,801,800.00	
		Resident and Loss in County	1,034	\$34,795,300.00	
		Claim Loss in County	295	\$5,097,900.00	
<b>Totals:</b>	<b>1,526</b>	<b>\$43,695,000.00</b>			
<b>Lincoln (Louisiana)</b>	<b>27</b>	<u>Claimant Type</u>	<u>Claims Paid</u>	<u>Amount Paid</u>	
		Resident of County	4	\$133,100.00	
		<b>Totals:</b>	<b>4</b>	<b>\$133,100.00</b>	
<b>Livingston (Louisiana)</b>	<b>379</b>	<u>Claimant Type</u>	<u>Claims Paid</u>	<u>Amount Paid</u>	
		Resident of County	44	\$1,021,500.00	
		Resident and Loss in County	21	\$856,400.00	
		Claim Loss in County	5	\$95,000.00	
<b>Totals:</b>	<b>70</b>	<b>\$1,972,900.00</b>			
<b>Madison (Louisiana)</b>	<b>6</b>	<u>Claimant Type</u>	<u>Claims Paid</u>	<u>Amount Paid</u>	
		Resident of County	1	\$16,200.00	
		<b>Totals:</b>	<b>1</b>	<b>\$16,200.00</b>	
<b>Natchitoches (Louisiana)</b>	<b>21</b>	<u>Claimant Type</u>	<u>Claims Paid</u>	<u>Amount Paid</u>	
		Resident of County	3	\$61,000.00	
		Resident and Loss in County	3	\$55,400.00	
		<b>Totals:</b>	<b>6</b>	<b>\$116,400.00</b>	

## GCCF Program Statistics - Overall Summary (as of November 6, 2010, 5:05 PM ET)

Parish (Louisiana)	Total Claims	Claimant Type	Claims Paid	Amount Paid	Payments in County
<b>Orleans (Louisiana)</b>	<b>60,353</b>	<u>Claimant Type</u>	<u>Claims Paid</u>	<u>Amount Paid</u>	 <ul style="list-style-type: none"> <li><span style="color: green;">■</span> Resident</li> <li><span style="color: lightgreen;">■</span> Loss</li> <li><span style="color: blue;">■</span> Both</li> </ul>
		Resident of County	1,958	\$20,398,300.00	
		Resident and Loss in County	9,877	\$110,318,500.00	
		Claim Loss in County	3,829	\$45,793,800.00	
<b>Totals:</b>	<b>15,664</b>	<b>\$176,510,600.00</b>			
<b>Ouachita (Louisiana)</b>	<b>112</b>	<u>Claimant Type</u>	<u>Claims Paid</u>	<u>Amount Paid</u>	 <ul style="list-style-type: none"> <li><span style="color: green;">■</span> Resident</li> <li><span style="color: blue;">■</span> Both</li> </ul>
		Resident of County	24	\$336,000.00	
		Resident and Loss in County	4	\$104,600.00	
		<b>Totals:</b>	<b>28</b>	<b>\$440,600.00</b>	
<b>Plaquemines (Louisiana)</b>	<b>4,773</b>	<u>Claimant Type</u>	<u>Claims Paid</u>	<u>Amount Paid</u>	 <ul style="list-style-type: none"> <li><span style="color: green;">■</span> Resident</li> <li><span style="color: lightgreen;">■</span> Loss</li> <li><span style="color: blue;">■</span> Both</li> </ul>
		Resident of County	152	\$4,487,400.00	
		Resident and Loss in County	1,100	\$60,739,000.00	
		Claim Loss in County	645	\$18,262,700.00	
<b>Totals:</b>	<b>1,897</b>	<b>\$83,489,100.00</b>			
<b>Pointe Coupee (Louisiana)</b>	<b>44</b>	<u>Claimant Type</u>	<u>Claims Paid</u>	<u>Amount Paid</u>	 <ul style="list-style-type: none"> <li><span style="color: green;">■</span> Resident</li> <li><span style="color: blue;">■</span> Both</li> </ul>
		Resident of County	4	\$120,800.00	
		Resident and Loss in County	2	\$30,000.00	
		<b>Totals:</b>	<b>6</b>	<b>\$150,800.00</b>	
<b>Rapides (Louisiana)</b>	<b>199</b>	<u>Claimant Type</u>	<u>Claims Paid</u>	<u>Amount Paid</u>	 <ul style="list-style-type: none"> <li><span style="color: green;">■</span> Resident</li> <li><span style="color: blue;">■</span> Both</li> </ul>
		Resident of County	20	\$357,800.00	
		Resident and Loss in County	5	\$309,800.00	
		<b>Totals:</b>	<b>25</b>	<b>\$667,600.00</b>	

## GCCF Program Statistics - Overall Summary (as of November 6, 2010, 5:05 PM ET)

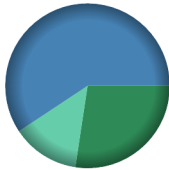
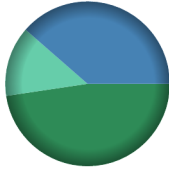
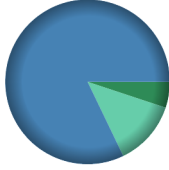
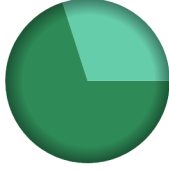

County (Louisiana)	Total Claims	Claimant Type	Claims Paid	Amount Paid	Payments in County
Richland	6	<u>Claimant Type</u>	<u>Claims Paid</u>	<u>Amount Paid</u>	Payments in County  <ul style="list-style-type: none"> <li>Resident</li> </ul>
		Resident of County	3	\$114,400.00	
		<b>Totals:</b>	<b>3</b>	<b>\$114,400.00</b>	
		Sabine	8	<u>Claimant Type</u>	
Resident of County	1			\$16,800.00	
<b>Totals:</b>	<b>1</b>			<b>\$16,800.00</b>	
St. Bernard	5,128			<u>Claimant Type</u>	<u>Claims Paid</u>
		Resident of County	421	\$5,294,400.00	
		Resident and Loss in County	777	\$23,265,400.00	
		Claim Loss in County	241	\$5,169,300.00	
		<b>Totals:</b>	<b>1,439</b>	<b>\$33,729,100.00</b>	
St. Charles	3,820	<u>Claimant Type</u>	<u>Claims Paid</u>	<u>Amount Paid</u>	Payments in County  <ul style="list-style-type: none"> <li>Resident</li> <li>Loss</li> <li>Both</li> </ul>
		Resident of County	240	\$2,559,500.00	
		Resident and Loss in County	310	\$7,480,900.00	
		Claim Loss in County	170	\$2,233,400.00	
		<b>Totals:</b>	<b>720</b>	<b>\$12,273,800.00</b>	
St. Helena	46	<u>Claimant Type</u>	<u>Claims Paid</u>	<u>Amount Paid</u>	Payments in County  <ul style="list-style-type: none"> <li>Resident</li> <li>Loss</li> </ul>
		Resident of County	3	\$50,500.00	
		Claim Loss in County	1	\$25,000.00	
		<b>Totals:</b>	<b>4</b>	<b>\$75,500.00</b>	

## GCCF Program Statistics - Overall Summary (as of November 6, 2010, 5:05 PM ET)

Parish (Louisiana)	Total Claims	Claimant Type	Claims Paid	Amount Paid	Payments in County
<b>St. James (Louisiana)</b>	<b>1,034</b>	<u>Claimant Type</u>	<u>Claims Paid</u>	<u>Amount Paid</u>	<ul style="list-style-type: none"> <li><span style="color: green;">■</span> Resident</li> <li><span style="color: lightgreen;">■</span> Loss</li> <li><span style="color: blue;">■</span> Both</li> </ul>
		Resident of County	19	\$303,300.00	
		Resident and Loss in County	8	\$201,500.00	
		Claim Loss in County	2	\$53,800.00	
<b>Totals:</b>	<b>29</b>	<b>\$558,600.00</b>			
<b>St. John The Baptist (Louisiana)</b>	<b>4,668</b>	<u>Claimant Type</u>	<u>Claims Paid</u>	<u>Amount Paid</u>	<ul style="list-style-type: none"> <li><span style="color: green;">■</span> Resident</li> <li><span style="color: lightgreen;">■</span> Loss</li> <li><span style="color: blue;">■</span> Both</li> </ul>
		Resident of County	214	\$1,935,600.00	
		Resident and Loss in County	155	\$2,477,100.00	
		Claim Loss in County	55	\$551,100.00	
<b>Totals:</b>	<b>424</b>	<b>\$4,963,800.00</b>			
<b>St. Landry (Louisiana)</b>	<b>218</b>	<u>Claimant Type</u>	<u>Claims Paid</u>	<u>Amount Paid</u>	<ul style="list-style-type: none"> <li><span style="color: green;">■</span> Resident</li> <li><span style="color: lightgreen;">■</span> Loss</li> <li><span style="color: blue;">■</span> Both</li> </ul>
		Resident of County	23	\$582,400.00	
		Resident and Loss in County	18	\$532,700.00	
		Claim Loss in County	4	\$104,300.00	
<b>Totals:</b>	<b>45</b>	<b>\$1,219,400.00</b>			
<b>St. Martin (Louisiana)</b>	<b>623</b>	<u>Claimant Type</u>	<u>Claims Paid</u>	<u>Amount Paid</u>	<ul style="list-style-type: none"> <li><span style="color: green;">■</span> Resident</li> <li><span style="color: lightgreen;">■</span> Loss</li> <li><span style="color: blue;">■</span> Both</li> </ul>
		Resident of County	57	\$1,090,000.00	
		Resident and Loss in County	211	\$4,385,350.00	
		Claim Loss in County	21	\$299,200.00	
<b>Totals:</b>	<b>289</b>	<b>\$5,774,550.00</b>			
<b>St. Mary (Louisiana)</b>	<b>1,581</b>	<u>Claimant Type</u>	<u>Claims Paid</u>	<u>Amount Paid</u>	<ul style="list-style-type: none"> <li><span style="color: green;">■</span> Resident</li> <li><span style="color: lightgreen;">■</span> Loss</li> <li><span style="color: blue;">■</span> Both</li> </ul>
		Resident of County	106	\$2,316,200.00	
		Resident and Loss in County	341	\$8,637,500.00	
		Claim Loss in County	179	\$5,536,100.00	
<b>Totals:</b>	<b>626</b>	<b>\$16,489,800.00</b>			

## GCCF Program Statistics - Overall Summary

(as of November 6, 2010, 5:05 PM ET)

County (Louisiana)	Total Claims	Claimant Type	Claims Paid	Amount Paid	Payments in County
<b>St. Tammany</b>	<b>7,147</b>	<u>Claimant Type</u>	<u>Claims Paid</u>	<u>Amount Paid</u>	 <ul style="list-style-type: none"> <li><span style="color: green;">■</span> Resident</li> <li><span style="color: lightgreen;">■</span> Loss</li> <li><span style="color: blue;">■</span> Both</li> </ul>
		Resident of County	637	\$10,277,100.00	
		Resident and Loss in County	1,058	\$22,254,000.00	
		Claim Loss in County	335	\$4,995,965.00	
<b>Totals:</b>			<b>2,030</b>	<b>\$37,527,065.00</b>	
<b>Tangipahoa</b>	<b>1,671</b>	<u>Claimant Type</u>	<u>Claims Paid</u>	<u>Amount Paid</u>	 <ul style="list-style-type: none"> <li><span style="color: green;">■</span> Resident</li> <li><span style="color: lightgreen;">■</span> Loss</li> <li><span style="color: blue;">■</span> Both</li> </ul>
		Resident of County	123	\$2,522,600.00	
		Resident and Loss in County	96	\$2,042,800.00	
		Claim Loss in County	23	\$728,700.00	
<b>Totals:</b>			<b>242</b>	<b>\$5,294,100.00</b>	
<b>Terrebonne</b>	<b>5,703</b>	<u>Claimant Type</u>	<u>Claims Paid</u>	<u>Amount Paid</u>	 <ul style="list-style-type: none"> <li><span style="color: green;">■</span> Resident</li> <li><span style="color: lightgreen;">■</span> Loss</li> <li><span style="color: blue;">■</span> Both</li> </ul>
		Resident of County	170	\$3,551,900.00	
		Resident and Loss in County	2,114	\$57,357,900.00	
		Claim Loss in County	381	\$8,912,100.00	
<b>Totals:</b>			<b>2,665</b>	<b>\$69,821,900.00</b>	
<b>Union</b>	<b>9</b>	<u>Claimant Type</u>	<u>Claims Paid</u>	<u>Amount Paid</u>	 <ul style="list-style-type: none"> <li><span style="color: green;">■</span> Resident</li> <li><span style="color: lightgreen;">■</span> Loss</li> <li><span style="color: blue;">■</span> Both</li> </ul>
		Resident of County	2	\$95,500.00	
		Resident and Loss in County	1	\$40,800.00	
<b>Totals:</b>			<b>3</b>	<b>\$136,300.00</b>	
<b>Unknown</b>	<b>296</b>	<u>Claimant Type</u>	<u>Claims Paid</u>	<u>Amount Paid</u>	 <ul style="list-style-type: none"> <li><span style="color: green;">■</span> Resident</li> </ul>
		Resident of County	54	\$944,500.00	
<b>Totals:</b>			<b>54</b>	<b>\$944,500.00</b>	

## GCCF Program Statistics - Overall Summary (as of November 6, 2010, 5:05 PM ET)

County (Louisiana)	Total Claims	Claimant Type	Claims Paid	Amount Paid	Payments in County
<b>Vermilion (Louisiana)</b>	<b>1,252</b>	<u>Claimant Type</u>	<u>Claims Paid</u>	<u>Amount Paid</u>	
		Resident of County	112	\$2,422,300.00	
		Resident and Loss in County	558	\$13,198,900.00	
		Claim Loss in County	170	\$22,306,000.00	
<b>Totals:</b>	<b>840</b>	<b>\$37,927,200.00</b>			
<b>Vernon (Louisiana)</b>	<b>19</b>	<u>Claimant Type</u>	<u>Claims Paid</u>	<u>Amount Paid</u>	
		Resident of County	1	\$10,000.00	
		Claim Loss in County	3	\$124,000.00	
<b>Totals:</b>	<b>4</b>	<b>\$134,000.00</b>			
<b>W. Baton Rouge (Louisiana)</b>	<b>130</b>	<u>Claimant Type</u>	<u>Claims Paid</u>	<u>Amount Paid</u>	
		Resident and Loss in County	1	\$28,100.00	
		Claim Loss in County	1	\$3,700.00	
<b>Totals:</b>	<b>2</b>	<b>\$31,800.00</b>			
<b>W. Feliciana (Louisiana)</b>	<b>20</b>	<u>Claimant Type</u>	<u>Claims Paid</u>	<u>Amount Paid</u>	
		Resident of County	1	\$8,000.00	
<b>Totals:</b>	<b>1</b>	<b>\$8,000.00</b>			
<b>Washington (Louisiana)</b>	<b>295</b>	<u>Claimant Type</u>	<u>Claims Paid</u>	<u>Amount Paid</u>	
		Resident of County	24	\$676,200.00	
		Resident and Loss in County	14	\$561,600.00	
		Claim Loss in County	1	\$9,000.00	
<b>Totals:</b>	<b>39</b>	<b>\$1,246,800.00</b>			






## GCCF Program Statistics - Overall Summary

(as of November 6, 2010, 5:05 PM ET)

County	Total Claims	Claimant Type	Claims Paid	Amount Paid	Payments in County
<b>Webster (Louisiana)</b>	<b>10</b>	<u>Claimant Type</u>	<u>Claims Paid</u>	<u>Amount Paid</u>	<b>Payments in County</b>  <span style="color: green;">■</span> Resident
		Resident of County	1	\$91,000.00	
		<b>Totals:</b>	<b>1</b>	<b>\$91,000.00</b>	
<b>Amite (Mississippi)</b>	<b>26</b>	<u>Claimant Type</u>	<u>Claims Paid</u>	<u>Amount Paid</u>	<b>Payments in County</b>  <span style="color: green;">■</span> Resident
		Resident of County	1	\$22,100.00	
		<b>Totals:</b>	<b>1</b>	<b>\$22,100.00</b>	
<b>Bolivar (Mississippi)</b>	<b>8</b>	<u>Claimant Type</u>	<u>Claims Paid</u>	<u>Amount Paid</u>	<b>Payments in County</b>  <span style="color: green;">■</span> Resident
		Resident of County	1	\$2,100.00	
		<b>Totals:</b>	<b>1</b>	<b>\$2,100.00</b>	
<b>Calhoun (Mississippi)</b>	<b>4</b>	<u>Claimant Type</u>	<u>Claims Paid</u>	<u>Amount Paid</u>	<b>Payments in County</b>  <span style="color: green;">■</span> Resident
		Resident of County	1	\$55,000.00	
		<b>Totals:</b>	<b>1</b>	<b>\$55,000.00</b>	
<b>Chickasaw (Mississippi)</b>	<b>1</b>	<u>Claimant Type</u>	<u>Claims Paid</u>	<u>Amount Paid</u>	<b>Payments in County</b>  <span style="color: green;">■</span> Resident
		Resident of County	1	\$6,000.00	
		<b>Totals:</b>	<b>1</b>	<b>\$6,000.00</b>	



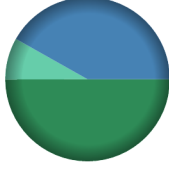



## GCCF Program Statistics - Overall Summary (as of November 6, 2010, 5:05 PM ET)

County (Mississippi)	Total Claims	Claimant Type	Claims Paid	Amount Paid	Payments in County
Claiborne	11	<u>Claimant Type</u>	<u>Claims Paid</u>	<u>Amount Paid</u>	Payments in County  <span style="color: green;">■</span> Resident
		Resident of County	1	\$17,600.00	
		<b>Totals:</b>	<b>1</b>	<b>\$17,600.00</b>	
Clarke	59	<u>Claimant Type</u>	<u>Claims Paid</u>	<u>Amount Paid</u>	Payments in County  <span style="color: green;">■</span> Resident
		Resident of County	4	\$112,900.00	
		<b>Totals:</b>	<b>4</b>	<b>\$112,900.00</b>	
Coahoma	4	<u>Claimant Type</u>	<u>Claims Paid</u>	<u>Amount Paid</u>	Payments in County  <span style="color: green;">■</span> Resident
		Resident of County	1	\$35,000.00	
		<b>Totals:</b>	<b>1</b>	<b>\$35,000.00</b>	
Copiah	25	<u>Claimant Type</u>	<u>Claims Paid</u>	<u>Amount Paid</u>	Payments in County  <span style="color: green;">■</span> Resident
		Resident of County	1	\$20,000.00	
		<b>Totals:</b>	<b>1</b>	<b>\$20,000.00</b>	
Covington	102	<u>Claimant Type</u>	<u>Claims Paid</u>	<u>Amount Paid</u>	Payments in County  <span style="color: green;">■</span> Resident <span style="color: lightgreen;">■</span> Both
		Resident of County	2	\$39,400.00	
		Resident and Loss in County	1	\$1,000.00	
		<b>Totals:</b>	<b>3</b>	<b>\$40,400.00</b>	



## GCCF Program Statistics - Overall Summary (as of November 6, 2010, 5:05 PM ET)

County (Mississippi)	Total Claims	Claimant Type	Claims Paid	Amount Paid	Payments in County
<b>Desoto (Mississippi)</b>	<b>39</b>	<u>Claimant Type</u>	<u>Claims Paid</u>	<u>Amount Paid</u>	<b>Payments in County</b>  <ul style="list-style-type: none"> <li>Resident</li> </ul>
		Resident of County	16	\$179,600.00	
		<b>Totals:</b>	<b>16</b>	<b>\$179,600.00</b>	
		<b>Forrest (Mississippi)</b>	<b>849</b>	<u>Claimant Type</u>	
Resident of County	50			\$670,600.00	
Resident and Loss in County	15			\$433,500.00	
Claim Loss in County	4			\$21,200.00	
<b>Totals:</b>	<b>69</b>	<b>\$1,125,300.00</b>			
<b>Franklin (Mississippi)</b>	<b>12</b>	<u>Claimant Type</u>	<u>Claims Paid</u>	<u>Amount Paid</u>	<b>Payments in County</b>  <ul style="list-style-type: none"> <li>Resident</li> <li>Loss</li> </ul>
		Resident of County	1	\$7,500.00	
		Claim Loss in County	1	\$14,600.00	
		<b>Totals:</b>	<b>2</b>	<b>\$22,100.00</b>	
<b>George (Mississippi)</b>	<b>433</b>	<u>Claimant Type</u>	<u>Claims Paid</u>	<u>Amount Paid</u>	<b>Payments in County</b>  <ul style="list-style-type: none"> <li>Resident</li> <li>Loss</li> <li>Both</li> </ul>
		Resident of County	54	\$819,700.00	
		Resident and Loss in County	21	\$686,300.00	
		Claim Loss in County	7	\$135,200.00	
<b>Totals:</b>	<b>82</b>	<b>\$1,641,200.00</b>			
<b>Greene (Mississippi)</b>	<b>113</b>	<u>Claimant Type</u>	<u>Claims Paid</u>	<u>Amount Paid</u>	<b>Payments in County</b>  <ul style="list-style-type: none"> <li>Resident</li> <li>Both</li> </ul>
		Resident of County	6	\$60,800.00	
		Resident and Loss in County	5	\$31,900.00	
		<b>Totals:</b>	<b>11</b>	<b>\$92,700.00</b>	

## GCCF Program Statistics - Overall Summary (as of November 6, 2010, 5:05 PM ET)


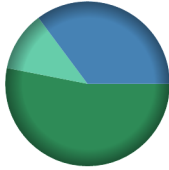

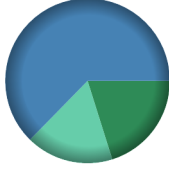

County (Mississippi)	Total Claims	Claimant Type	Claims Paid	Amount Paid	Payments in County
<b>Hancock (Mississippi)</b>	<b>3,104</b>	<u>Claimant Type</u>	<u>Claims Paid</u>	<u>Amount Paid</u>	
		Resident of County	176	\$2,612,600.00	
		Resident and Loss in County	675	\$15,091,500.00	
		Claim Loss in County	128	\$2,315,000.00	
		<b>Totals:</b>	<b>979</b>	<b>\$20,019,100.00</b>	
<b>Harrison (Mississippi)</b>	<b>23,806</b>	<u>Claimant Type</u>	<u>Claims Paid</u>	<u>Amount Paid</u>	
		Resident of County	508	\$7,473,336.50	
		Resident and Loss in County	4,863	\$74,482,900.00	
		Claim Loss in County	911	\$12,006,600.00	
		<b>Totals:</b>	<b>6,282</b>	<b>\$93,962,836.50</b>	
<b>Hinds (Mississippi)</b>	<b>195</b>	<u>Claimant Type</u>	<u>Claims Paid</u>	<u>Amount Paid</u>	
		Resident of County	18	\$264,300.00	
		Resident and Loss in County	2	\$6,100.00	
		Claim Loss in County	4	\$74,000.00	
		<b>Totals:</b>	<b>24</b>	<b>\$344,400.00</b>	
<b>Humphreys (Mississippi)</b>	<b>3</b>	<u>Claimant Type</u>	<u>Claims Paid</u>	<u>Amount Paid</u>	
		Resident of County	1	\$9,300.00	
		Claim Loss in County	1	\$28,000.00	
		<b>Totals:</b>	<b>2</b>	<b>\$37,300.00</b>	
<b>Itawamba (Mississippi)</b>	<b>2</b>	<u>Claimant Type</u>	<u>Claims Paid</u>	<u>Amount Paid</u>	
		Resident of County	1	\$6,000.00	
		<b>Totals:</b>	<b>1</b>	<b>\$6,000.00</b>	

## GCCF Program Statistics - Overall Summary (as of November 6, 2010, 5:05 PM ET)




County (Mississippi)	Total Claims	Claimant Type	Claims Paid	Amount Paid	Payments in County
<b>Jackson</b> (Mississippi)	<b>11,102</b>	<u>Claimant Type</u>	<u>Claims Paid</u>	<u>Amount Paid</u>	
		Resident of County	640	\$7,951,900.00	
		Resident and Loss in County	1,373	\$29,383,700.00	
		Claim Loss in County	530	\$7,755,000.00	
<b>Totals:</b>	<b>2,543</b>	<b>\$45,090,600.00</b>			
<b>Jasper</b> (Mississippi)	<b>67</b>	<u>Claimant Type</u>	<u>Claims Paid</u>	<u>Amount Paid</u>	
		Resident and Loss in County	1	\$25,500.00	
		<b>Totals:</b>	<b>1</b>	<b>\$25,500.00</b>	
<b>Jefferson Davis</b> (Mississippi)	<b>128</b>	<u>Claimant Type</u>	<u>Claims Paid</u>	<u>Amount Paid</u>	
		Resident of County	1	\$7,200.00	
		<b>Totals:</b>	<b>1</b>	<b>\$7,200.00</b>	
<b>Jones</b> (Mississippi)	<b>156</b>	<u>Claimant Type</u>	<u>Claims Paid</u>	<u>Amount Paid</u>	
		Resident of County	12	\$192,400.00	
		Resident and Loss in County	1	\$50,000.00	
		<b>Totals:</b>	<b>13</b>	<b>\$242,400.00</b>	
<b>Kemper</b> (Mississippi)	<b>6</b>	<u>Claimant Type</u>	<u>Claims Paid</u>	<u>Amount Paid</u>	
		Claim Loss in County	2	\$108,800.00	
		<b>Totals:</b>	<b>2</b>	<b>\$108,800.00</b>	

## GCCF Program Statistics - Overall Summary

(as of November 6, 2010, 5:05 PM ET)

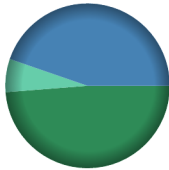



County (Mississippi)	Total Claims	Claimant Type	Claims Paid	Amount Paid	Payments in County
<b>Lafayette</b>	<b>14</b>	<u>Claimant Type</u>	<u>Claims Paid</u>	<u>Amount Paid</u>	<b>Payments in County</b>  <ul style="list-style-type: none"> <li>Resident</li> </ul>
		Resident of County	8	\$88,700.00	
		<b>Totals:</b>	<b>8</b>	<b>\$88,700.00</b>	
<b>Lamar</b>	<b>157</b>	<u>Claimant Type</u>	<u>Claims Paid</u>	<u>Amount Paid</u>	<b>Payments in County</b>  <ul style="list-style-type: none"> <li>Resident</li> <li>Loss</li> <li>Both</li> </ul>
		Resident of County	11	\$153,900.00	
		Resident and Loss in County	3	\$102,000.00	
		Claim Loss in County	2	\$34,000.00	
<b>Totals:</b>	<b>16</b>	<b>\$289,900.00</b>			
<b>Lauderdale</b>	<b>70</b>	<u>Claimant Type</u>	<u>Claims Paid</u>	<u>Amount Paid</u>	<b>Payments in County</b>  <ul style="list-style-type: none"> <li>Resident</li> </ul>
		Resident of County	15	\$150,100.00	
		<b>Totals:</b>	<b>15</b>	<b>\$150,100.00</b>	
<b>Lawrence</b>	<b>93</b>	<u>Claimant Type</u>	<u>Claims Paid</u>	<u>Amount Paid</u>	<b>Payments in County</b>  <ul style="list-style-type: none"> <li>Resident</li> <li>Loss</li> <li>Both</li> </ul>
		Resident of County	2	\$21,700.00	
		Resident and Loss in County	5	\$67,500.00	
		Claim Loss in County	2	\$18,500.00	
<b>Totals:</b>	<b>9</b>	<b>\$107,700.00</b>			
<b>Leake</b>	<b>15</b>	<u>Claimant Type</u>	<u>Claims Paid</u>	<u>Amount Paid</u>	<b>Payments in County</b>  <ul style="list-style-type: none"> <li>Resident</li> </ul>
		Resident of County	2	\$63,000.00	
		<b>Totals:</b>	<b>2</b>	<b>\$63,000.00</b>	

## GCCF Program Statistics - Overall Summary (as of November 6, 2010, 5:05 PM ET)




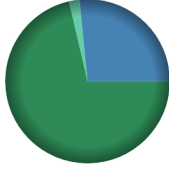

County	Total Claims	Claimant Type	Claims Paid	Amount Paid	Payments in County
<b>Lee (Mississippi)</b>	<b>21</b>	<u>Claimant Type</u>	<u>Claims Paid</u>	<u>Amount Paid</u>	<b>Payments in County</b>  <ul style="list-style-type: none"> <li>Resident</li> </ul>
		Resident of County	8	\$88,000.00	
		<b>Totals:</b>	<b>8</b>	<b>\$88,000.00</b>	
		<b>Leflore (Mississippi)</b>	<b>7</b>	<u>Claimant Type</u>	
Resident of County	1			\$7,800.00	
<b>Totals:</b>	<b>1</b>			<b>\$7,800.00</b>	
<b>Lincoln (Mississippi)</b>	<b>37</b>			<u>Claimant Type</u>	<u>Claims Paid</u>
		Resident of County	5	\$114,200.00	
		Resident and Loss in County	1	\$22,200.00	
		Claim Loss in County	1	\$100,000.00	
		<b>Totals:</b>	<b>7</b>	<b>\$236,400.00</b>	
<b>Lowndes (Mississippi)</b>	<b>34</b>	<u>Claimant Type</u>	<u>Claims Paid</u>	<u>Amount Paid</u>	<b>Payments in County</b>  <ul style="list-style-type: none"> <li>Resident</li> <li>Both</li> </ul>
		Resident of County	12	\$108,100.00	
		Resident and Loss in County	1	\$2,400.00	
		<b>Totals:</b>	<b>13</b>	<b>\$110,500.00</b>	
<b>Madison (Mississippi)</b>	<b>117</b>	<u>Claimant Type</u>	<u>Claims Paid</u>	<u>Amount Paid</u>	<b>Payments in County</b>  <ul style="list-style-type: none"> <li>Resident</li> <li>Both</li> </ul>
		Resident of County	32	\$335,400.00	
		Resident and Loss in County	3	\$52,400.00	
		<b>Totals:</b>	<b>35</b>	<b>\$387,800.00</b>	

## GCCF Program Statistics - Overall Summary

(as of November 6, 2010, 5:05 PM ET)

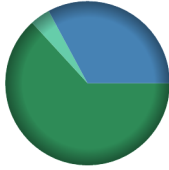




County (Mississippi)	Total Claims	Claimant Type	Claims Paid	Amount Paid	Payments in County
<b>Marion</b>	<b>234</b>	<u>Claimant Type</u>	<u>Claims Paid</u>	<u>Amount Paid</u>	<b>Payments in County</b>  <ul style="list-style-type: none"> <li><span style="color: green;">■</span> Resident</li> <li><span style="color: lightgreen;">■</span> Loss</li> <li><span style="color: blue;">■</span> Both</li> </ul>
		Resident of County	6	\$134,600.00	
		Resident and Loss in County	6	\$123,400.00	
		Claim Loss in County	1	\$18,000.00	
<b>Totals:</b>	<b>13</b>	<b>\$276,000.00</b>			
<b>Monroe</b>	<b>15</b>	<u>Claimant Type</u>	<u>Claims Paid</u>	<u>Amount Paid</u>	<b>Payments in County</b>  <ul style="list-style-type: none"> <li><span style="color: green;">■</span> Resident</li> </ul>
		Resident of County	10	\$97,800.00	
		<b>Totals:</b>	<b>10</b>	<b>\$97,800.00</b>	
<b>Montgomery</b>	<b>2</b>	<u>Claimant Type</u>	<u>Claims Paid</u>	<u>Amount Paid</u>	<b>Payments in County</b>  <ul style="list-style-type: none"> <li><span style="color: green;">■</span> Resident</li> </ul>
		Resident of County	1	\$20,000.00	
		<b>Totals:</b>	<b>1</b>	<b>\$20,000.00</b>	
<b>Neshoba</b>	<b>36</b>	<u>Claimant Type</u>	<u>Claims Paid</u>	<u>Amount Paid</u>	<b>Payments in County</b>  <ul style="list-style-type: none"> <li><span style="color: green;">■</span> Resident</li> <li><span style="color: lightgreen;">■</span> Loss</li> </ul>
		Resident of County	3	\$160,600.00	
		Claim Loss in County	2	\$137,300.00	
		<b>Totals:</b>	<b>5</b>	<b>\$297,900.00</b>	
<b>Newton</b>	<b>11</b>	<u>Claimant Type</u>	<u>Claims Paid</u>	<u>Amount Paid</u>	<b>Payments in County</b>  <ul style="list-style-type: none"> <li><span style="color: green;">■</span> Resident</li> </ul>
		Resident of County	2	\$80,000.00	
		<b>Totals:</b>	<b>2</b>	<b>\$80,000.00</b>	

## GCCF Program Statistics - Overall Summary (as of November 6, 2010, 5:05 PM ET)

County (Mississippi)	Total Claims	Claimant Type	Claims Paid	Amount Paid	Payments in County
Noxubee (Mississippi)	12				 <ul style="list-style-type: none"> <li>Resident</li> </ul>
		Resident of County	1	\$8,800.00	
		<b>Totals:</b>	<b>1</b>	<b>\$8,800.00</b>	
Oktibbeha (Mississippi)	19				 <ul style="list-style-type: none"> <li>Resident</li> </ul>
		Resident of County	8	\$98,800.00	
		<b>Totals:</b>	<b>8</b>	<b>\$98,800.00</b>	
Panola (Mississippi)	5				 <ul style="list-style-type: none"> <li>Resident</li> </ul>
		Resident of County	2	\$14,700.00	
		<b>Totals:</b>	<b>2</b>	<b>\$14,700.00</b>	
Pearl River (Mississippi)	943				 <ul style="list-style-type: none"> <li>Resident</li> <li>Loss</li> <li>Both</li> </ul>
		Resident of County	119	\$1,529,500.00	
		Resident and Loss in County	18	\$569,300.00	
		Claim Loss in County	1	\$44,000.00	
		<b>Totals:</b>	<b>138</b>	<b>\$2,142,800.00</b>	
Perry (Mississippi)	59				 <ul style="list-style-type: none"> <li>Resident</li> <li>Both</li> </ul>
		Resident of County	3	\$78,600.00	
		Resident and Loss in County	3	\$44,200.00	
		<b>Totals:</b>	<b>6</b>	<b>\$122,800.00</b>	



## GCCF Program Statistics - Overall Summary (as of November 6, 2010, 5:05 PM ET)

Pike (Mississippi)	176	<u>Claimant Type</u>	<u>Claims Paid</u>	<u>Amount Paid</u>	Payments in County
		Resident of County	18	\$192,500.00	 <ul style="list-style-type: none"> <li><span style="color: green;">■</span> Resident</li> <li><span style="color: lightgreen;">■</span> Loss</li> <li><span style="color: blue;">■</span> Both</li> </ul>
		Resident and Loss in County	1	\$100,000.00	
		Claim Loss in County	1	\$12,000.00	
		<b>Totals:</b>	<b>20</b>	<b>\$304,500.00</b>	
Rankin (Mississippi)	101	<u>Claimant Type</u>	<u>Claims Paid</u>	<u>Amount Paid</u>	Payments in County
		Resident of County	26	\$453,300.00	 <ul style="list-style-type: none"> <li><span style="color: green;">■</span> Resident</li> <li><span style="color: lightgreen;">■</span> Loss</li> </ul>
		Claim Loss in County	1	\$2,000.00	
		<b>Totals:</b>	<b>27</b>	<b>\$455,300.00</b>	
Scott (Mississippi)	23	<u>Claimant Type</u>	<u>Claims Paid</u>	<u>Amount Paid</u>	Payments in County
		Resident of County	7	\$68,700.00	 <ul style="list-style-type: none"> <li><span style="color: green;">■</span> Resident</li> </ul>
		<b>Totals:</b>	<b>7</b>	<b>\$68,700.00</b>	
Sharkey (Mississippi)	1	<u>Claimant Type</u>	<u>Claims Paid</u>	<u>Amount Paid</u>	Payments in County
		Resident of County	1	\$4,800.00	 <ul style="list-style-type: none"> <li><span style="color: green;">■</span> Resident</li> </ul>
		<b>Totals:</b>	<b>1</b>	<b>\$4,800.00</b>	
Simpson (Mississippi)	46	<u>Claimant Type</u>	<u>Claims Paid</u>	<u>Amount Paid</u>	Payments in County
		Resident of County	4	\$42,700.00	 <ul style="list-style-type: none"> <li><span style="color: green;">■</span> Resident</li> <li><span style="color: lightgreen;">■</span> Both</li> </ul>
		Resident and Loss in County	1	\$30,800.00	
		<b>Totals:</b>	<b>5</b>	<b>\$73,500.00</b>	







## GCCF Program Statistics - Overall Summary

(as of November 6, 2010, 5:05 PM ET)

County (Mississippi)	Total Claims	Claimant Type	Claims Paid	Amount Paid	Payments in County
<b>Stone</b> (Mississippi)	<b>628</b>	<u>Claimant Type</u>	<u>Claims Paid</u>	<u>Amount Paid</u>	
		Resident of County	86	\$1,363,900.00	
		Resident and Loss in County	18	\$707,700.00	
		Claim Loss in County	6	\$89,000.00	
<b>Totals:</b>	<b>110</b>	<b>\$2,160,600.00</b>			
<b>Sunflower</b> (Mississippi)	<b>16</b>	<u>Claimant Type</u>	<u>Claims Paid</u>	<u>Amount Paid</u>	
		Resident of County	3	\$26,800.00	
		<b>Totals:</b>	<b>3</b>	<b>\$26,800.00</b>	
<b>Tishomingo</b> (Mississippi)	<b>2</b>	<u>Claimant Type</u>	<u>Claims Paid</u>	<u>Amount Paid</u>	
		Resident of County	1	\$2,100.00	
		<b>Totals:</b>	<b>1</b>	<b>\$2,100.00</b>	
<b>Unknown</b> (Mississippi)	<b>109</b>	<u>Claimant Type</u>	<u>Claims Paid</u>	<u>Amount Paid</u>	
		Resident of County	16	\$253,700.00	
		<b>Totals:</b>	<b>16</b>	<b>\$253,700.00</b>	
<b>Walthall</b> (Mississippi)	<b>62</b>	<u>Claimant Type</u>	<u>Claims Paid</u>	<u>Amount Paid</u>	
		Resident of County	1	\$19,400.00	
		<b>Totals:</b>	<b>1</b>	<b>\$19,400.00</b>	

## GCCF Program Statistics - Overall Summary (as of November 6, 2010, 5:05 PM ET)


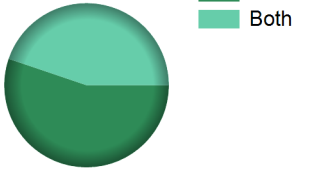

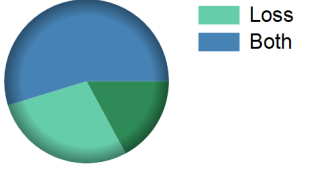

County (Mississippi)	Total Claims	Claimant Type	Claims Paid	Amount Paid	Payments in County
Warren	24	<u>Claimant Type</u>	<u>Claims Paid</u>	<u>Amount Paid</u>	Payments in County  <ul style="list-style-type: none"> <li>Resident</li> </ul>
		Resident of County	6	\$45,900.00	
		<b>Totals:</b>	<b>6</b>	<b>\$45,900.00</b>	
		Washington	18	<u>Claimant Type</u>	
Resident of County	3			\$9,600.00	
Resident and Loss in County	1			\$2,200.00	
<b>Totals:</b>	<b>4</b>			<b>\$11,800.00</b>	
Wayne	119	<u>Claimant Type</u>	<u>Claims Paid</u>	<u>Amount Paid</u>	Payments in County  <ul style="list-style-type: none"> <li>Resident</li> <li>Loss</li> <li>Both</li> </ul>
		Resident of County	4	\$95,800.00	
		Resident and Loss in County	3	\$86,600.00	
		Claim Loss in County	1	\$5,900.00	
<b>Totals:</b>	<b>8</b>	<b>\$188,300.00</b>			
Webster	2	<u>Claimant Type</u>	<u>Claims Paid</u>	<u>Amount Paid</u>	Payments in County  <ul style="list-style-type: none"> <li>Resident</li> </ul>
		Resident of County	1	\$3,000.00	
		<b>Totals:</b>	<b>1</b>	<b>\$3,000.00</b>	
Wilkinson	17	<u>Claimant Type</u>	<u>Claims Paid</u>	<u>Amount Paid</u>	Payments in County  <ul style="list-style-type: none"> <li>Resident</li> </ul>
		Resident of County	1	\$8,400.00	
		<b>Totals:</b>	<b>1</b>	<b>\$8,400.00</b>	

## GCCF Program Statistics - Overall Summary

(as of November 6, 2010, 5:05 PM ET)


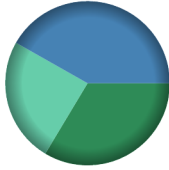

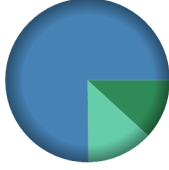

County	Total Claims	Claimant Type	Claims Paid	Amount Paid	Payments in County
Winston (Mississippi)	27	<u>Claimant Type</u>	<u>Claims Paid</u>	<u>Amount Paid</u>	Payments in County  Resident
		Resident of County	2	\$8,500.00	
		<b>Totals:</b>	<b>2</b>	<b>\$8,500.00</b>	
Yazoo (Mississippi)	6	<u>Claimant Type</u>	<u>Claims Paid</u>	<u>Amount Paid</u>	Payments in County  Resident Loss
		Resident of County	1	\$3,300.00	
		Claim Loss in County	1	\$74,400.00	
		<b>Totals:</b>	<b>2</b>	<b>\$77,700.00</b>	
Anderson (Texas)	3	<u>Claimant Type</u>	<u>Claims Paid</u>	<u>Amount Paid</u>	Payments in County  Resident
		Resident of County	1	\$3,300.00	
		<b>Totals:</b>	<b>1</b>	<b>\$3,300.00</b>	
Angelina (Texas)	9	<u>Claimant Type</u>	<u>Claims Paid</u>	<u>Amount Paid</u>	Payments in County  Resident
		Resident of County	1	\$6,500.00	
		<b>Totals:</b>	<b>1</b>	<b>\$6,500.00</b>	
Aransas (Texas)	57	<u>Claimant Type</u>	<u>Claims Paid</u>	<u>Amount Paid</u>	Payments in County  Loss Both
		Resident and Loss in County	9	\$156,300.00	
		Claim Loss in County	3	\$19,100.00	
		<b>Totals:</b>	<b>12</b>	<b>\$175,400.00</b>	

## GCCF Program Statistics - Overall Summary (as of November 6, 2010, 5:05 PM ET)

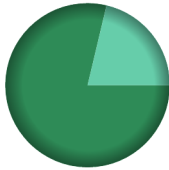


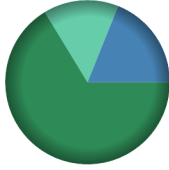

County (Texas)	Total Claims	Claimant Type	Claims Paid	Amount Paid	Payments in County
Bay (Texas)	1	<u>Claimant Type</u>	<u>Claims Paid</u>	<u>Amount Paid</u>	Payments in County 
		Claim Loss in County	1	\$30,100.00	
		<b>Totals:</b>	<b>1</b>	<b>\$30,100.00</b>	
Bexar (Texas)	97	<u>Claimant Type</u>	<u>Claims Paid</u>	<u>Amount Paid</u>	Payments in County 
		Resident of County	17	\$224,400.00	
		Resident and Loss in County	2	\$182,000.00	
<b>Totals:</b>	<b>19</b>	<b>\$406,400.00</b>			
Bowie (Texas)	5	<u>Claimant Type</u>	<u>Claims Paid</u>	<u>Amount Paid</u>	Payments in County 
		Resident of County	1	\$2,600.00	
		<b>Totals:</b>	<b>1</b>	<b>\$2,600.00</b>	
Brazoria (Texas)	153	<u>Claimant Type</u>	<u>Claims Paid</u>	<u>Amount Paid</u>	Payments in County 
		Resident of County	11	\$290,300.00	
		Resident and Loss in County	22	\$927,600.00	
Claim Loss in County	29	\$477,000.00			
<b>Totals:</b>	<b>62</b>	<b>\$1,694,900.00</b>			
Brazos (Texas)	9	<u>Claimant Type</u>	<u>Claims Paid</u>	<u>Amount Paid</u>	Payments in County 
		Resident of County	1	\$18,000.00	
		<b>Totals:</b>	<b>1</b>	<b>\$18,000.00</b>	

## GCCF Program Statistics - Overall Summary

(as of November 6, 2010, 5:05 PM ET)

County (Texas)	Total Claims	Claimant Type	Claims Paid	Amount Paid	Payments in County
Brown (Texas)	1	<u>Claimant Type</u>	<u>Claims Paid</u>	<u>Amount Paid</u>	Payments in County  <ul style="list-style-type: none"> <li>Resident</li> </ul>
		Resident of County	1	\$8,600.00	
		<b>Totals:</b>	<b>1</b>	<b>\$8,600.00</b>	
Calhoun (Texas)	110	<u>Claimant Type</u>	<u>Claims Paid</u>	<u>Amount Paid</u>	Payments in County  <ul style="list-style-type: none"> <li>Resident</li> <li>Loss</li> <li>Both</li> </ul>
		Resident of County	6	\$354,600.00	
		Resident and Loss in County	5	\$441,100.00	
		Claim Loss in County	22	\$259,900.00	
<b>Totals:</b>	<b>33</b>	<b>\$1,055,600.00</b>			
Cameron (Texas)	243	<u>Claimant Type</u>	<u>Claims Paid</u>	<u>Amount Paid</u>	Payments in County  <ul style="list-style-type: none"> <li>Resident</li> <li>Both</li> </ul>
		Resident of County	9	\$236,800.00	
		Resident and Loss in County	38	\$974,200.00	
		<b>Totals:</b>	<b>47</b>	<b>\$1,211,000.00</b>	
Chambers (Texas)	48	<u>Claimant Type</u>	<u>Claims Paid</u>	<u>Amount Paid</u>	Payments in County  <ul style="list-style-type: none"> <li>Resident</li> <li>Loss</li> <li>Both</li> </ul>
		Resident of County	4	\$111,000.00	
		Resident and Loss in County	18	\$706,700.00	
		Claim Loss in County	6	\$122,500.00	
<b>Totals:</b>	<b>28</b>	<b>\$940,200.00</b>			
Cherokee (Texas)	4	<u>Claimant Type</u>	<u>Claims Paid</u>	<u>Amount Paid</u>	Payments in County  <ul style="list-style-type: none"> <li>Resident</li> </ul>
		Resident of County	1	\$1,700.00	
		<b>Totals:</b>	<b>1</b>	<b>\$1,700.00</b>	

## GCCF Program Statistics - Overall Summary (as of November 6, 2010, 5:05 PM ET)

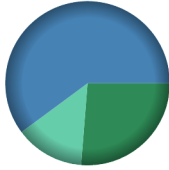
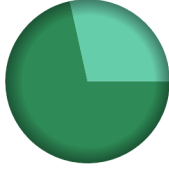



County (Texas)	Total Claims	Claimant Type	Claims Paid	Amount Paid	Payments in County
Collin (Texas)	84	<u>Claimant Type</u>	<u>Claims Paid</u>	<u>Amount Paid</u>	Payments in County  <ul style="list-style-type: none"> <li>Resident</li> <li>Loss</li> </ul>
		Resident of County	32	\$377,400.00	
		Claim Loss in County	3	\$102,100.00	
		<b>Totals:</b>	<b>35</b>	<b>\$479,500.00</b>	
Colorado (Texas)	3	<u>Claimant Type</u>	<u>Claims Paid</u>	<u>Amount Paid</u>	Payments in County  <ul style="list-style-type: none"> <li>Resident</li> </ul>
		Resident of County	1	\$36,000.00	
		<b>Totals:</b>	<b>1</b>	<b>\$36,000.00</b>	
Comal (Texas)	15	<u>Claimant Type</u>	<u>Claims Paid</u>	<u>Amount Paid</u>	Payments in County  <ul style="list-style-type: none"> <li>Resident</li> </ul>
		Resident of County	8	\$181,600.00	
		<b>Totals:</b>	<b>8</b>	<b>\$181,600.00</b>	
Dallas (Texas)	322	<u>Claimant Type</u>	<u>Claims Paid</u>	<u>Amount Paid</u>	Payments in County  <ul style="list-style-type: none"> <li>Resident</li> <li>Loss</li> <li>Both</li> </ul>
		Resident of County	38	\$509,800.00	
		Resident and Loss in County	2	\$145,500.00	
		Claim Loss in County	8	\$113,500.00	
		<b>Totals:</b>	<b>48</b>	<b>\$768,800.00</b>	
Denton (Texas)	38	<u>Claimant Type</u>	<u>Claims Paid</u>	<u>Amount Paid</u>	Payments in County  <ul style="list-style-type: none"> <li>Resident</li> </ul>
		Resident of County	10	\$91,000.00	
		<b>Totals:</b>	<b>10</b>	<b>\$91,000.00</b>	

## GCCF Program Statistics - Overall Summary (as of November 6, 2010, 5:05 PM ET)

Ector (Texas)	2	<u>Claimant Type</u>	<u>Claims Paid</u>	<u>Amount Paid</u>	Payments in County
		Resident of County	1	\$1,500.00	 <ul style="list-style-type: none"> <li>Resident</li> </ul>
		<b>Totals:</b>	<b>1</b>	<b>\$1,500.00</b>	
<b>El Paso (Texas)</b>	<b>6</b>	<u>Claimant Type</u>	<u>Claims Paid</u>	<u>Amount Paid</u>	Payments in County
		Resident of County	1	\$3,700.00	 <ul style="list-style-type: none"> <li>Resident</li> </ul>
		<b>Totals:</b>	<b>1</b>	<b>\$3,700.00</b>	
<b>Ellis (Texas)</b>	<b>8</b>	<u>Claimant Type</u>	<u>Claims Paid</u>	<u>Amount Paid</u>	Payments in County
		Resident of County	1	\$25,000.00	 <ul style="list-style-type: none"> <li>Resident</li> </ul>
		<b>Totals:</b>	<b>1</b>	<b>\$25,000.00</b>	
<b>Foard (Texas)</b>	<b>1</b>	<u>Claimant Type</u>	<u>Claims Paid</u>	<u>Amount Paid</u>	Payments in County
		Resident of County	1	\$13,000.00	 <ul style="list-style-type: none"> <li>Resident</li> </ul>
		<b>Totals:</b>	<b>1</b>	<b>\$13,000.00</b>	
<b>Fort Bend (Texas)</b>	<b>173</b>	<u>Claimant Type</u>	<u>Claims Paid</u>	<u>Amount Paid</u>	Payments in County
		Resident of County	31	\$1,325,600.00	 <ul style="list-style-type: none"> <li>Resident</li> <li>Loss</li> <li>Both</li> </ul>
		Resident and Loss in County	7	\$129,300.00	
		Claim Loss in County	6	\$147,300.00	
		<b>Totals:</b>	<b>44</b>	<b>\$1,602,200.00</b>	

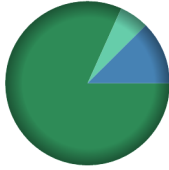


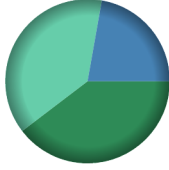

## GCCF Program Statistics - Overall Summary

(as of November 6, 2010, 5:05 PM ET)

County (Texas)	Total Claims	Claimant Type	Claims Paid	Amount Paid	Payments in County
Galveston (Texas)	1,114	<u>Claimant Type</u>	<u>Claims Paid</u>	<u>Amount Paid</u>	 <ul style="list-style-type: none"> <li><span style="color: green;">■</span> Resident</li> <li><span style="color: lightgreen;">■</span> Loss</li> <li><span style="color: blue;">■</span> Both</li> </ul>
		Resident of County	122	\$3,520,700.00	
		Resident and Loss in County	341	\$8,064,500.00	
		Claim Loss in County	109	\$1,824,000.00	
<b>Totals:</b>		<b>572</b>	<b>\$13,409,200.00</b>		
Grayson (Texas)	4	<u>Claimant Type</u>	<u>Claims Paid</u>	<u>Amount Paid</u>	 <ul style="list-style-type: none"> <li><span style="color: green;">■</span> Resident</li> <li><span style="color: lightgreen;">■</span> Loss</li> </ul>
		Resident of County	1	\$8,300.00	
		Claim Loss in County	1	\$3,300.00	
<b>Totals:</b>		<b>2</b>	<b>\$11,600.00</b>		
Gregg (Texas)	6	<u>Claimant Type</u>	<u>Claims Paid</u>	<u>Amount Paid</u>	 <ul style="list-style-type: none"> <li><span style="color: green;">■</span> Resident</li> </ul>
		Resident of County	3	\$25,600.00	
<b>Totals:</b>		<b>3</b>	<b>\$25,600.00</b>		
Guadalupe (Texas)	3	<u>Claimant Type</u>	<u>Claims Paid</u>	<u>Amount Paid</u>	 <ul style="list-style-type: none"> <li><span style="color: green;">■</span> Resident</li> </ul>
		Resident of County	2	\$42,600.00	
<b>Totals:</b>		<b>2</b>	<b>\$42,600.00</b>		
Hardin (Texas)	14	<u>Claimant Type</u>	<u>Claims Paid</u>	<u>Amount Paid</u>	 <ul style="list-style-type: none"> <li><span style="color: green;">■</span> Resident</li> <li><span style="color: lightgreen;">■</span> Both</li> </ul>
		Resident of County	1	\$7,200.00	
		Resident and Loss in County	1	\$10,000.00	
		<b>Totals:</b>		<b>2</b>	



## GCCF Program Statistics - Overall Summary (as of November 6, 2010, 5:05 PM ET)



County (Texas)	Total Claims	Claimant Type	Claims Paid	Amount Paid	Payments in County
<b>Harris (Texas)</b>	<b>2,349</b>	<u>Claimant Type</u>	<u>Claims Paid</u>	<u>Amount Paid</u>	 <ul style="list-style-type: none"> <li><span style="color: green;">■</span> Resident</li> <li><span style="color: lightgreen;">■</span> Loss</li> <li><span style="color: blue;">■</span> Both</li> </ul>
		Resident of County	350	\$26,498,400.00	
		Resident and Loss in County	142	\$4,045,600.00	
		Claim Loss in County	103	\$1,877,200.00	
<b>Totals:</b>	<b>595</b>	<b>\$32,421,200.00</b>			
<b>Harrison (Texas)</b>	<b>2</b>	<u>Claimant Type</u>	<u>Claims Paid</u>	<u>Amount Paid</u>	 <ul style="list-style-type: none"> <li><span style="color: green;">■</span> Resident</li> </ul>
		Resident of County	1	\$10,400.00	
		<b>Totals:</b>	<b>1</b>	<b>\$10,400.00</b>	
<b>Hays (Texas)</b>	<b>7</b>	<u>Claimant Type</u>	<u>Claims Paid</u>	<u>Amount Paid</u>	 <ul style="list-style-type: none"> <li><span style="color: green;">■</span> Resident</li> </ul>
		Resident of County	1	\$25,500.00	
		<b>Totals:</b>	<b>1</b>	<b>\$25,500.00</b>	
<b>Hidalgo (Texas)</b>	<b>50</b>	<u>Claimant Type</u>	<u>Claims Paid</u>	<u>Amount Paid</u>	 <ul style="list-style-type: none"> <li><span style="color: green;">■</span> Resident</li> <li><span style="color: lightgreen;">■</span> Loss</li> <li><span style="color: blue;">■</span> Both</li> </ul>
		Resident of County	3	\$10,700.00	
		Resident and Loss in County	1	\$6,000.00	
		Claim Loss in County	1	\$10,300.00	
<b>Totals:</b>	<b>5</b>	<b>\$27,000.00</b>			
<b>Hill (Texas)</b>	<b>2</b>	<u>Claimant Type</u>	<u>Claims Paid</u>	<u>Amount Paid</u>	 <ul style="list-style-type: none"> <li><span style="color: green;">■</span> Resident</li> </ul>
		Resident of County	1	\$21,600.00	
		<b>Totals:</b>	<b>1</b>	<b>\$21,600.00</b>	

## GCCF Program Statistics - Overall Summary



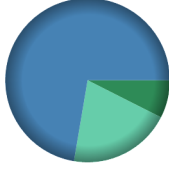


(as of November 6, 2010, 5:05 PM ET)

County (Texas)	Total Claims	Claimant Type	Claims Paid	Amount Paid	Payments in County
Hopkins (Texas)	3	<u>Claimant Type</u>	<u>Claims Paid</u>	<u>Amount Paid</u>	Payments in County  <ul style="list-style-type: none"> <li>Resident</li> </ul>
		Resident of County	1	\$9,700.00	
		<b>Totals:</b>	<b>1</b>	<b>\$9,700.00</b>	
Jasper (Texas)	19	<u>Claimant Type</u>	<u>Claims Paid</u>	<u>Amount Paid</u>	Payments in County  <ul style="list-style-type: none"> <li>Resident</li> </ul>
		Resident of County	5	\$190,700.00	
		<b>Totals:</b>	<b>5</b>	<b>\$190,700.00</b>	
Jefferson (Texas)	1,241	<u>Claimant Type</u>	<u>Claims Paid</u>	<u>Amount Paid</u>	Payments in County  <ul style="list-style-type: none"> <li>Resident</li> <li>Loss</li> <li>Both</li> </ul>
		Resident of County	104	\$2,910,200.00	
		Resident and Loss in County	273	\$6,474,900.00	
		Claim Loss in County	52	\$1,248,200.00	
<b>Totals:</b>	<b>429</b>	<b>\$10,633,300.00</b>			
Jim Hogg (Texas)	1	<u>Claimant Type</u>	<u>Claims Paid</u>	<u>Amount Paid</u>	Payments in County  <ul style="list-style-type: none"> <li>Loss</li> </ul>
		Claim Loss in County	1	\$32,400.00	
		<b>Totals:</b>	<b>1</b>	<b>\$32,400.00</b>	
Jim Wells (Texas)	1	<u>Claimant Type</u>	<u>Claims Paid</u>	<u>Amount Paid</u>	Payments in County  <ul style="list-style-type: none"> <li>Both</li> </ul>
		Resident and Loss in County	1	\$79,900.00	
		<b>Totals:</b>	<b>1</b>	<b>\$79,900.00</b>	

## GCCF Program Statistics - Overall Summary (as of November 6, 2010, 5:05 PM ET)



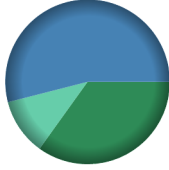
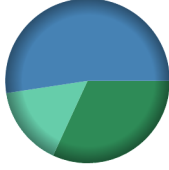

County	Count	Claimant Type	Claims Paid	Amount Paid	Payments in County
Johnson (Texas)	12	Resident of County	4	\$131,000.00	 <span style="color: green;">■</span> Resident
		<b>Totals:</b>	<b>4</b>	<b>\$131,000.00</b>	
Kaufman (Texas)	6	Resident of County	1	\$11,600.00	 <span style="color: green;">■</span> Resident
		<b>Totals:</b>	<b>1</b>	<b>\$11,600.00</b>	
Kendall (Texas)	2	Resident of County	2	\$15,700.00	 <span style="color: green;">■</span> Resident
		<b>Totals:</b>	<b>2</b>	<b>\$15,700.00</b>	
Kleberg (Texas)	1	Resident of County	1	\$32,400.00	 <span style="color: green;">■</span> Resident
		<b>Totals:</b>	<b>1</b>	<b>\$32,400.00</b>	
Lamar (Texas)	1	Resident of County	1	\$3,200.00	 <span style="color: green;">■</span> Resident
		<b>Totals:</b>	<b>1</b>	<b>\$3,200.00</b>	

## GCCF Program Statistics - Overall Summary (as of November 6, 2010, 5:05 PM ET)

County (Texas)	Total Claims	Claimant Type	Claims Paid	Amount Paid	Payments in County
Liberty (Texas)	13	<u>Claimant Type</u>	<u>Claims Paid</u>	<u>Amount Paid</u>	Payments in County  <ul style="list-style-type: none"> <li><span style="color: green;">■</span> Resident</li> <li><span style="color: lightgreen;">■</span> Both</li> </ul>
		Resident of County	2	\$31,400.00	
		Resident and Loss in County	2	\$105,000.00	
		<b>Totals:</b>	<b>4</b>	<b>\$136,400.00</b>	
Lubbock (Texas)	5	<u>Claimant Type</u>	<u>Claims Paid</u>	<u>Amount Paid</u>	Payments in County  <ul style="list-style-type: none"> <li><span style="color: green;">■</span> Resident</li> </ul>
		Resident of County	1	\$3,400.00	
		<b>Totals:</b>	<b>1</b>	<b>\$3,400.00</b>	
Matagorda (Texas)	233	<u>Claimant Type</u>	<u>Claims Paid</u>	<u>Amount Paid</u>	Payments in County  <ul style="list-style-type: none"> <li><span style="color: green;">■</span> Resident</li> <li><span style="color: lightgreen;">■</span> Loss</li> <li><span style="color: blue;">■</span> Both</li> </ul>
		Resident of County	12	\$297,900.00	
		Resident and Loss in County	67	\$2,888,700.00	
		Claim Loss in County	11	\$806,400.00	
		<b>Totals:</b>	<b>90</b>	<b>\$3,993,000.00</b>	
McLennan (Texas)	15	<u>Claimant Type</u>	<u>Claims Paid</u>	<u>Amount Paid</u>	Payments in County  <ul style="list-style-type: none"> <li><span style="color: green;">■</span> Resident</li> </ul>
		Resident of County	10	\$196,100.00	
		<b>Totals:</b>	<b>10</b>	<b>\$196,100.00</b>	
Milam (Texas)	1	<u>Claimant Type</u>	<u>Claims Paid</u>	<u>Amount Paid</u>	Payments in County  <ul style="list-style-type: none"> <li><span style="color: green;">■</span> Resident</li> </ul>
		Resident of County	1	\$5,800.00	
		<b>Totals:</b>	<b>1</b>	<b>\$5,800.00</b>	


## GCCF Program Statistics - Overall Summary

(as of November 6, 2010, 5:05 PM ET)


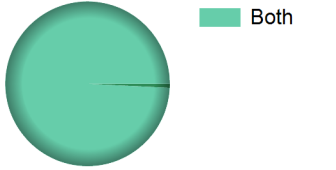

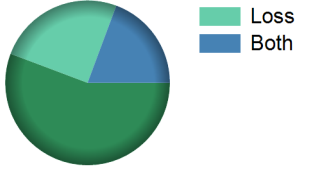
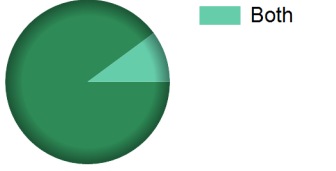
County (Texas)	Total Claims	Claimant Type	Claims Paid	Amount Paid	Payments in County
Montgomery	114	<u>Claimant Type</u>	<u>Claims Paid</u>	<u>Amount Paid</u>	 <ul style="list-style-type: none"> <li>Resident</li> <li>Both</li> </ul>
		Resident of County	20	\$360,300.00	
		Resident and Loss in County	2	\$70,700.00	
		<b>Totals:</b>	<b>22</b>	<b>\$431,000.00</b>	
Nacogdoches	18	<u>Claimant Type</u>	<u>Claims Paid</u>	<u>Amount Paid</u>	 <ul style="list-style-type: none"> <li>Resident</li> <li>Loss</li> </ul>
		Resident of County	1	\$41,600.00	
		Claim Loss in County	4	\$250,400.00	
		<b>Totals:</b>	<b>5</b>	<b>\$292,000.00</b>	
Nueces	68	<u>Claimant Type</u>	<u>Claims Paid</u>	<u>Amount Paid</u>	 <ul style="list-style-type: none"> <li>Resident</li> <li>Loss</li> <li>Both</li> </ul>
		Resident of County	3	\$47,800.00	
		Resident and Loss in County	3	\$73,900.00	
		Claim Loss in County	1	\$15,200.00	
<b>Totals:</b>	<b>7</b>	<b>\$136,900.00</b>			
Orange	150	<u>Claimant Type</u>	<u>Claims Paid</u>	<u>Amount Paid</u>	 <ul style="list-style-type: none"> <li>Resident</li> <li>Loss</li> <li>Both</li> </ul>
		Resident of County	20	\$258,600.00	
		Resident and Loss in County	17	\$424,900.00	
		Claim Loss in County	5	\$127,500.00	
<b>Totals:</b>	<b>42</b>	<b>\$811,000.00</b>			
Parker	4	<u>Claimant Type</u>	<u>Claims Paid</u>	<u>Amount Paid</u>	 <ul style="list-style-type: none"> <li>Resident</li> </ul>
		Resident of County	2	\$17,300.00	
		<b>Totals:</b>	<b>2</b>	<b>\$17,300.00</b>	

## GCCF Program Statistics - Overall Summary

(as of November 6, 2010, 5:05 PM ET)

County (Texas)	Total Claims	Claimant Type	Claims Paid	Amount Paid	Payments in County
Polk (Texas)	6	<u>Claimant Type</u>	<u>Claims Paid</u>	<u>Amount Paid</u>	Payments in County  Resident
		Resident of County	2	\$81,700.00	
		<b>Totals:</b>	<b>2</b>	<b>\$81,700.00</b>	
Presidio (Texas)	2	<u>Claimant Type</u>	<u>Claims Paid</u>	<u>Amount Paid</u>	Payments in County  Resident
		Resident of County	2	\$3,900.00	
		<b>Totals:</b>	<b>2</b>	<b>\$3,900.00</b>	
Refugio (Texas)	1	<u>Claimant Type</u>	<u>Claims Paid</u>	<u>Amount Paid</u>	Payments in County  Resident
		Resident of County	1	\$26,900.00	
		<b>Totals:</b>	<b>1</b>	<b>\$26,900.00</b>	
Rockwall (Texas)	6	<u>Claimant Type</u>	<u>Claims Paid</u>	<u>Amount Paid</u>	Payments in County  Resident
		Resident of County	3	\$46,500.00	
		<b>Totals:</b>	<b>3</b>	<b>\$46,500.00</b>	
Sabine (Texas)	2	<u>Claimant Type</u>	<u>Claims Paid</u>	<u>Amount Paid</u>	Payments in County  Resident
		Resident of County	1	\$40,000.00	
		<b>Totals:</b>	<b>1</b>	<b>\$40,000.00</b>	

## GCCF Program Statistics - Overall Summary (as of November 6, 2010, 5:05 PM ET)

County (Texas)	Total Claims	Claimant Type	Claims Paid	Amount Paid	Payments in County
San Jacinto (Texas)	6	<u>Claimant Type</u>	<u>Claims Paid</u>	<u>Amount Paid</u>	Payments in County 
		Resident of County	2	\$44,600.00	
		Claim Loss in County	1	\$30,000.00	
		<b>Totals:</b>	<b>3</b>	<b>\$74,600.00</b>	
San Patricio (Texas)	46	<u>Claimant Type</u>	<u>Claims Paid</u>	<u>Amount Paid</u>	Payments in County 
		Resident of County	1	\$1,000.00	
		Resident and Loss in County	4	\$127,000.00	
		<b>Totals:</b>	<b>5</b>	<b>\$128,000.00</b>	
Smith (Texas)	6	<u>Claimant Type</u>	<u>Claims Paid</u>	<u>Amount Paid</u>	Payments in County 
		Resident of County	1	\$35,200.00	
		<b>Totals:</b>	<b>1</b>	<b>\$35,200.00</b>	
Tarrant (Texas)	207	<u>Claimant Type</u>	<u>Claims Paid</u>	<u>Amount Paid</u>	Payments in County 
		Resident of County	50	\$1,013,200.00	
		Resident and Loss in County	4	\$351,100.00	
		Claim Loss in County	7	\$453,500.00	
		<b>Totals:</b>	<b>61</b>	<b>\$1,817,800.00</b>	
Travis (Texas)	77	<u>Claimant Type</u>	<u>Claims Paid</u>	<u>Amount Paid</u>	Payments in County 
		Resident of County	11	\$133,400.00	
		Resident and Loss in County	1	\$15,000.00	
		<b>Totals:</b>	<b>12</b>	<b>\$148,400.00</b>	





## GCCF Program Statistics - Overall Summary (as of November 6, 2010, 5:05 PM ET)

County	Total Claims	Claimant Type	Claims Paid	Amount Paid	Payments in County
Tyler (Texas)	3	<u>Claimant Type</u>	<u>Claims Paid</u>	<u>Amount Paid</u>	Payments in County  <span>Resident</span>
		Resident of County	3	\$28,000.00	
		<b>Totals:</b>	<b>3</b>	<b>\$28,000.00</b>	
Unknown (Texas)	18	<u>Claimant Type</u>	<u>Claims Paid</u>	<u>Amount Paid</u>	Payments in County  <span>Resident</span>
		Resident of County	2	\$86,000.00	
		<b>Totals:</b>	<b>2</b>	<b>\$86,000.00</b>	
Vermilion (Texas)	2	<u>Claimant Type</u>	<u>Claims Paid</u>	<u>Amount Paid</u>	Payments in County  <span>Loss</span>
		Claim Loss in County	2	\$42,500.00	
		<b>Totals:</b>	<b>2</b>	<b>\$42,500.00</b>	
Victoria (Texas)	11	<u>Claimant Type</u>	<u>Claims Paid</u>	<u>Amount Paid</u>	Payments in County  <span>Resident</span>
		Resident of County	3	\$44,700.00	
		<b>Totals:</b>	<b>3</b>	<b>\$44,700.00</b>	
Waller (Texas)	5	<u>Claimant Type</u>	<u>Claims Paid</u>	<u>Amount Paid</u>	Payments in County  <span>Resident</span>
		Resident of County	1	\$24,500.00	
		<b>Totals:</b>	<b>1</b>	<b>\$24,500.00</b>	



## GCCF Program Statistics - Overall Summary

(as of November 6, 2010, 5:05 PM ET)

County	Total Claims	Claimant Type	Claims Paid	Amount Paid	Payments in County
Webb (Texas)	3	<u>Claimant Type</u>	<u>Claims Paid</u>	<u>Amount Paid</u>	Payments in County  Resident
		Resident of County	1	\$23,800.00	
		<b>Totals:</b>	<b>1</b>	<b>\$23,800.00</b>	
Wichita (Texas)	4	<u>Claimant Type</u>	<u>Claims Paid</u>	<u>Amount Paid</u>	Payments in County  Resident
		Resident of County	1	\$2,700.00	
		<b>Totals:</b>	<b>1</b>	<b>\$2,700.00</b>	
Williamson (Texas)	21	<u>Claimant Type</u>	<u>Claims Paid</u>	<u>Amount Paid</u>	Payments in County  Resident
		Resident of County	5	\$61,500.00	
		<b>Totals:</b>	<b>5</b>	<b>\$61,500.00</b>	
Wise (Texas)	1	<u>Claimant Type</u>	<u>Claims Paid</u>	<u>Amount Paid</u>	Payments in County  Resident
		Resident of County	1	\$7,600.00	
		<b>Totals:</b>	<b>1</b>	<b>\$7,600.00</b>	