

GCCF Program Statistics - Overall Summary

(as of November 03, 2010, 5:05 PM ET)

Claimant Status	No. of Claimants
TOTAL GCCF Claimants to Date <i>(Claimants may have one or more Claim Type)</i>	336,787
1. Claimants Paid and Approved for Payment	97,111
2. Claimants Requiring Additional Information or Documentation <i>(Claimants providing no documentation: 96,583)</i>	153,686
3. Claimants Referred to Government, Moratorium and Real Estate funds	407
4. Denied Claimants	32,112
5. Claimants Under Review (Emergency Advance Payment)	46,144
6. Claimants Under Review (for Final Claim only)	7,327

Claimants <i>(Claimants may have one or more Claim Type)</i>	No. of Claimants
1. Individual*	282,985
2. Business*	53,802
<i>*Individual v. Business classification is subject to change.</i>	
<i>Represented Claimants: 7,163</i>	
Total to Date	336,787

Claims by Emergency Or Final Payment	No. of Claims Paid or Approved for Payment	No. of Claims Paid	Amount Paid
1. Emergency Advance Payment (One Month)	9,455	9,438	\$ 91,607,575.88
2. Emergency Advance Payment (Six Months)	87,940	86,819	\$ 1,585,621,315.00
Sub-Total to Date	97,395	96,257	\$ 1,677,228,890.88

Separate Fund for Real Estate Brokers and Agents			\$ 34,500,000.00
Total to Date			\$ 1,711,728,890.88

Claims by Category <i>(includes Individual and Business)</i>	No. of Claims Paid	Amount Paid
1. Removal and Clean Up Costs	0	\$ -
2. Real or Personal Property	69	\$ 547,363.38
3. Lost Earnings or Profits	96,169	\$ 1,676,654,791.00
4. Loss of Subsistence Use of Natural Resources	5	\$ 13,000.00
5. Physical Injury / Death	14	\$ 13,736.50
Total to Date	96,257	\$ 1,677,228,890.88

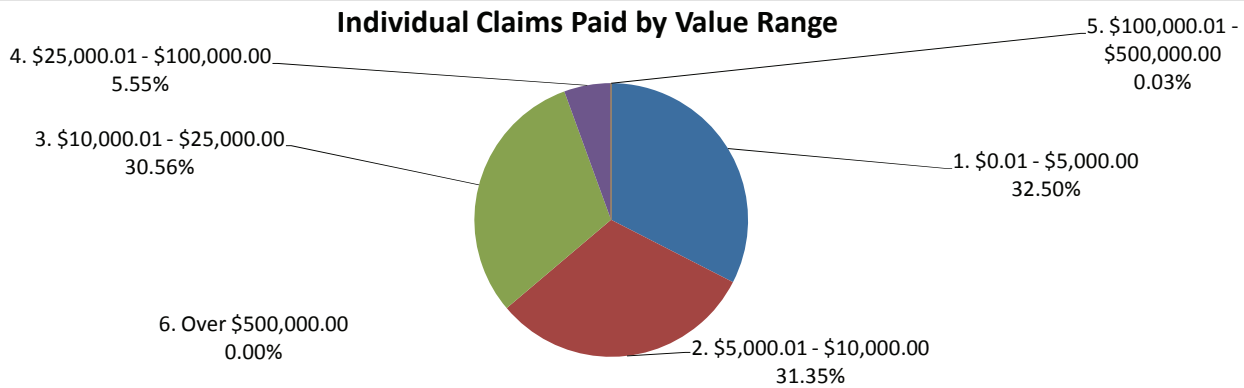
Claims by Type	No. of Claims Paid	No. of Claims Paid where Claimant Participated in BP Claims Process	No. of Claims Paid for new Claimants	Total Amount Paid
1. Individual	68,851	23,125	45,726	\$ 695,445,914.88
2. Business	27,406	20,985	6,421	\$ 981,782,976.00
Total to Date	96,257	44,110	52,147	\$ 1,677,228,890.88

GCCF Program Statistics - Overall Summary (as of November 03, 2010, 5:05 PM ET)

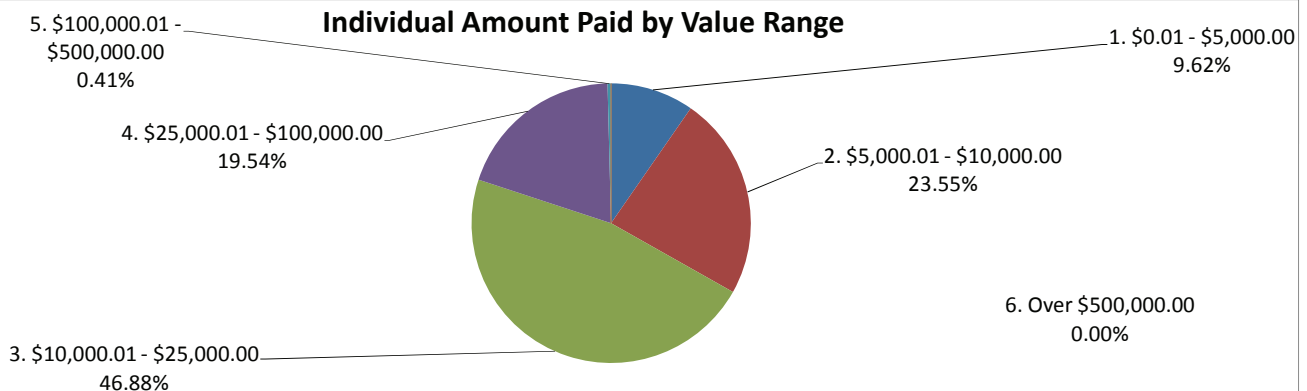
Individual Claims by Amount (Claimants may have more than one Claim Type)

Claims by Amount	No. of Claims Paid	Amount Paid
1. \$0.01 - \$5,000.00	22,379	\$ 66,932,036.50
2. \$5,000.01 - \$10,000.00	21,585	\$ 163,801,600.00
3. \$10,000.01 - \$25,000.00	21,044	\$ 326,003,950.00
4. \$25,000.01 - \$100,000.00	3,821	\$ 135,860,428.38
5. \$100,000.01 - \$500,000.00	22	\$ 2,847,900.00
6. Over \$500,000.00	0	\$ -
Total to Date	68,851	\$ 695,445,914.88

Individual Claims Paid by Value Range



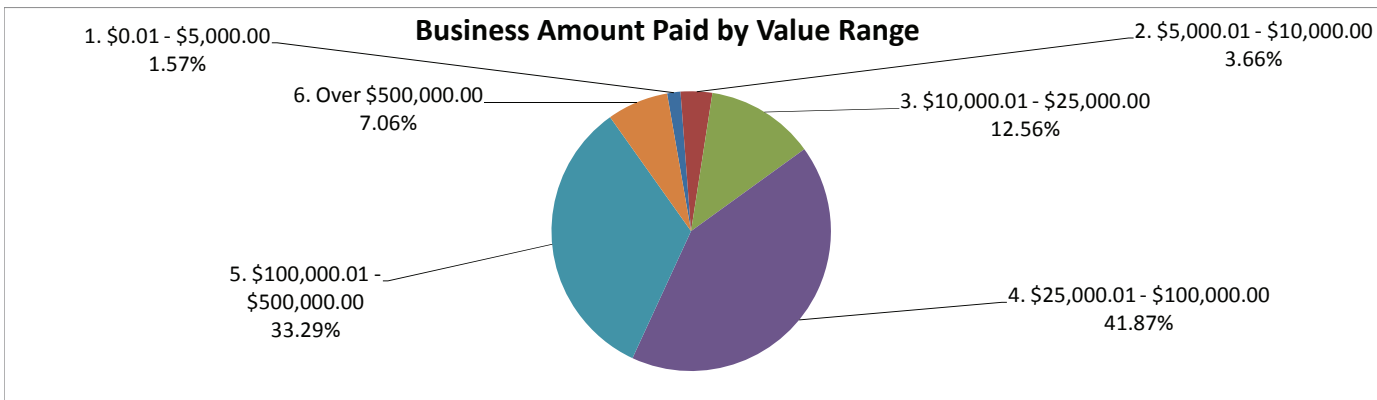
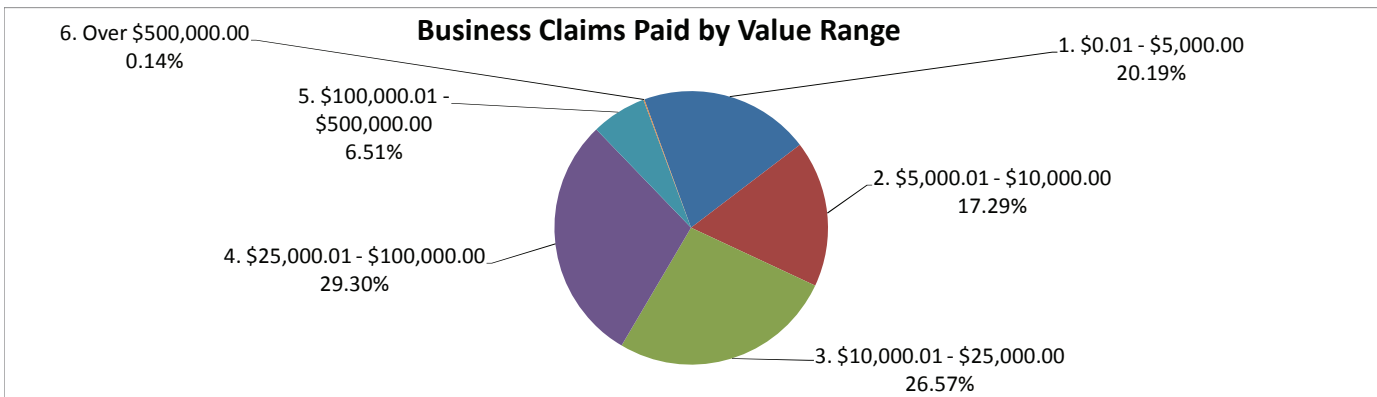
Individual Amount Paid by Value Range



GCCF Program Statistics - Overall Summary
(as of November 03, 2010, 5:05 PM ET)

Business Claims by Amount
(Claimants may have more than one Claim Type)

Claims by Amount	No. of Claims Paid	Amount Paid
1. \$0.01 - \$5,000.00	5533	\$ 15,415,100.00
2. \$5,000.01 - \$10,000.00	4738	\$ 35,919,700.00
3. \$10,000.01 - \$25,000.00	7283	\$ 123,334,000.00
4. \$25,000.01 - \$100,000.00	8031	\$ 411,046,500.00
5. \$100,000.01 - \$500,000.00	1783	\$ 326,802,700.00
6. Over \$500,000.00	38	\$ 69,264,976.00
Total to Date	27,406	\$ 981,782,976.00



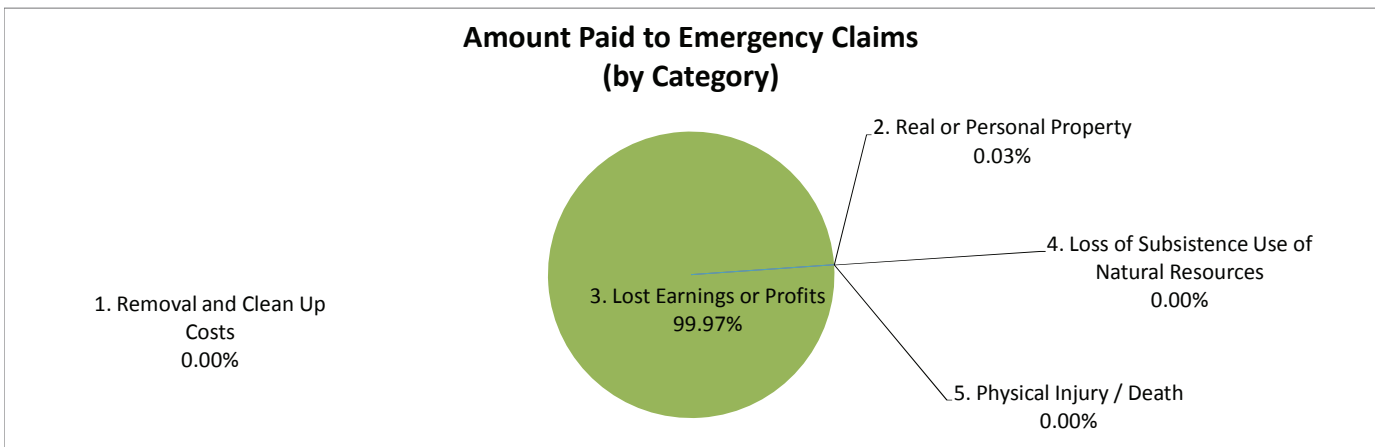
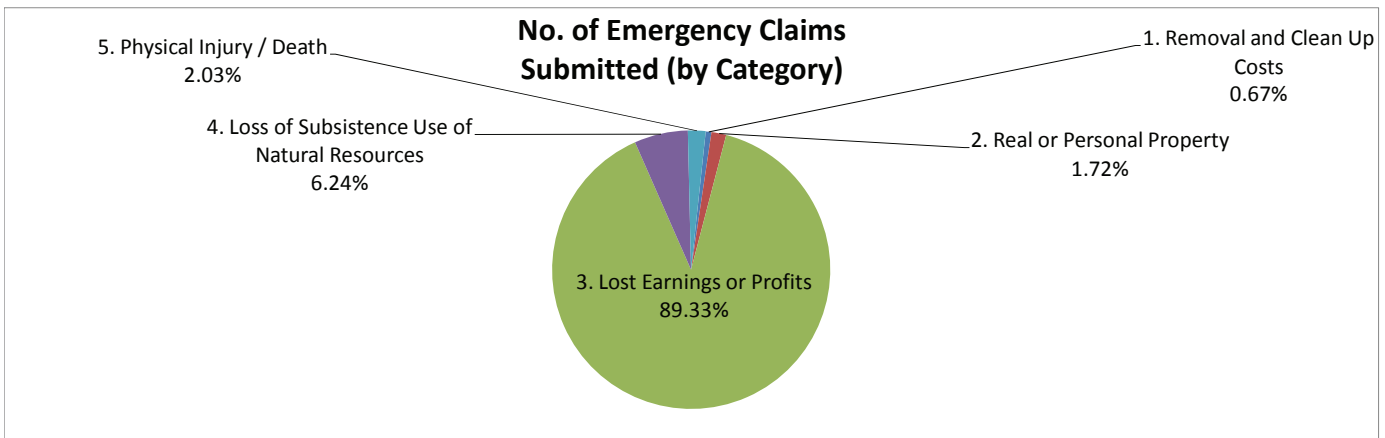
GCCF Program Statistics - Overall Summary

(as of November 03, 2010, 5:05 PM ET)

Emergency Advance Claim Counts by Category

(Claimants may have more than one Claim Type)

Claims for Emergency Advance Payment	Claims Submitted	No. of Claims Paid	Amount Paid
1. Removal and Clean Up Costs	2,437	0	\$ -
2. Real or Personal Property	6,221	69	\$ 547,363.38
3. Lost Earnings or Profits	322,797	96,169	\$ 1,676,654,791.00
4. Loss of Subsistence Use of Natural Resources	22,543	5	\$ 13,000.00
5. Physical Injury / Death	7,352	14	\$ 13,736.50
Total to Date	361,350	96,257	\$ 1,677,228,890.88




GCCCF Program Statistics - Overall Summary

(as of November 03, 2010, 5:05 PM ET)

Final Payment Claim Counts by Category

(Claimants may have more than one Claim Type)

Claims Seeking Final Payment	Claims Submitted	No. of Claims Paid	Amount Paid
1. Removal and Clean Up Costs	262	0	\$ -
2. Real or Personal Property	1,301	0	\$ -
3. Lost Earnings or Profits	6,617	0	\$ -
4. Loss of Subsistence Use of Natural Resources	1,270	0	\$ -
5. Physical Injury / Death	303	0	\$ -
Total to Date	9,753	0	\$ -



Amount Paid to Final Claims (by Category)

No data to chart yet

GCCF Program Statistics - Overall Summary (as of November 03, 2010, 5:05 PM ET)

Claims by Category and Amount (Claimants may have more than one Claim Type)

Claims by Category and Amount	No. of Claims Paid	Amount Paid
1. Removal and Clean Up Costs		
a. \$0.01 - \$5,000.00	0	\$ -
b. \$5,000.01 - \$10,000.00	0	\$ -
c. \$10,000.01 - \$25,000.00	0	\$ -
d. \$25,000.01 - \$100,000.00	0	\$ -
e. \$100,000.01 - \$500,000.00	0	\$ -
f. Over \$500,000.00	0	\$ -
Sub-Total to Date	0	\$ -
2. Real or Personal Property		
a. \$0.01 - \$5,000.00	47	\$ 91,700.00
b. \$5,000.01 - \$10,000.00	13	\$ 86,900.00
c. \$10,000.01 - \$25,000.00	4	\$ 58,200.00
d. \$25,000.01 - \$100,000.00	4	\$ 134,463.38
e. \$100,000.01 - \$500,000.00	1	\$ 176,100.00
f. Over \$500,000.00	0	\$ -
Sub-Total to Date	69	\$ 547,363.38
3. Lost Earnings or Profits		
a. \$0.01 - \$5,000.00	27,846	\$ 82,228,700.00
b. \$5,000.01 - \$10,000.00	26,310	\$ 199,634,400.00
c. \$10,000.01 - \$25,000.00	28,323	\$ 449,279,750.00
d. \$25,000.01 - \$100,000.00	11,848	\$ 546,772,465.00
e. \$100,000.01 - \$500,000.00	1,804	\$ 329,474,500.00
f. Over \$500,000.00	38	\$ 69,264,976.00
Sub-Total to Date	96,169	\$ 1,676,654,791.00

GCCF Program Statistics - Overall Summary
(as of November 03, 2010, 5:05 PM ET)

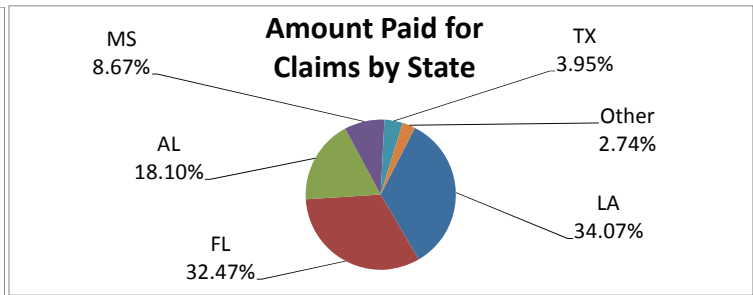
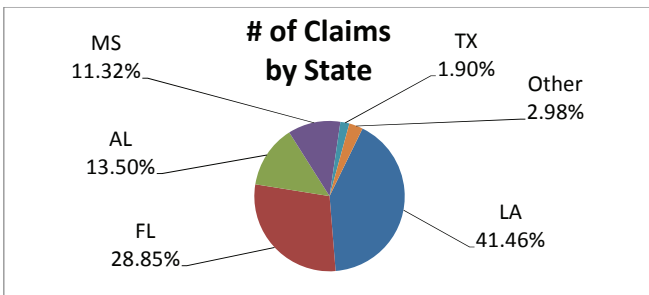
Claims by Category and Amount
(Claimants may have more than one Claim Type)

Claims by Category and Amount	No. of Claims Paid	Amount Paid
4. Loss of Subsistence Use of Natural Resources		
a. \$0.01 - \$5,000.00	5	\$ 13,000.00
b. \$5,000.01 - \$10,000.00	0	\$ -
c. \$10,000.01 - \$25,000.00	0	\$ -
d. \$25,000.01 - \$100,000.00	0	\$ -
e. \$100,000.01 - \$500,000.00	0	\$ -
f. Over \$500,000.00	0	\$ -
Sub-Total to Date	5	\$ 13,000.00
5. Physical Injury / Death		
a. \$0.01 - \$5,000.00	14	\$ 13,736.50
b. \$5,000.01 - \$10,000.00	0	\$ -
c. \$10,000.01 - \$25,000.00	0	\$ -
d. \$25,000.01 - \$100,000.00	0	\$ -
e. \$100,000.01 - \$500,000.00	0	\$ -
f. Over \$500,000.00	0	\$ -
Sub-Total to Date	14	\$ 13,736.50
6. Other Claims		
a. \$0.01 - \$5,000.00	0	\$ -
b. \$5,000.01 - \$10,000.00	0	\$ -
c. \$10,000.01 - \$25,000.00	0	\$ -
d. \$25,000.01 - \$100,000.00	0	\$ -
e. \$100,000.01 - \$500,000.00	0	\$ -
f. Over \$500,000.00	0	\$ -
Sub-Total to Date	0	\$ -
Total to Date	96,257	\$ 1,677,228,890.88

GCCCF Program Statistics - Overall Summary (as of November 03, 2010, 5:05 PM ET)

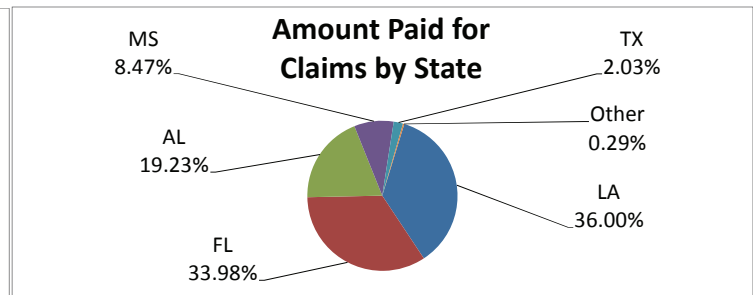
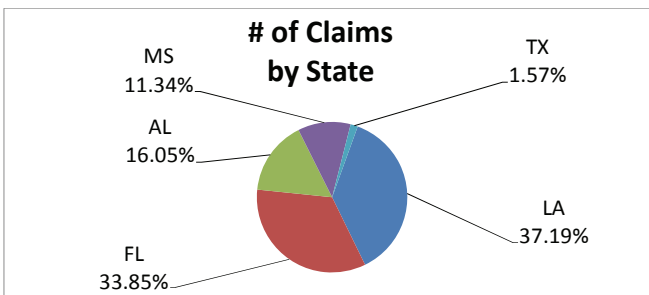
Claims by State of Residence (Claimants may have more than one Claim Type)

Claim State of Residence	Claims Submitted	No. of Claims Paid	Amount Paid
Louisiana	153,856	31,403	\$ 571,447,250.00
Florida	107,063	34,009	\$ 544,574,376.00
Alabama	50,096	16,273	\$ 303,546,528.38
Mississippi	41,995	8,576	\$ 145,400,136.50
Texas	7,034	1,888	\$ 66,224,500.00
Others	11,059	4,108	\$ 46,036,100.00
Total to Date	371,103	96,257	\$ 1,677,228,890.88



Claims by State of Loss (Claimants may have more than one Claim Type)

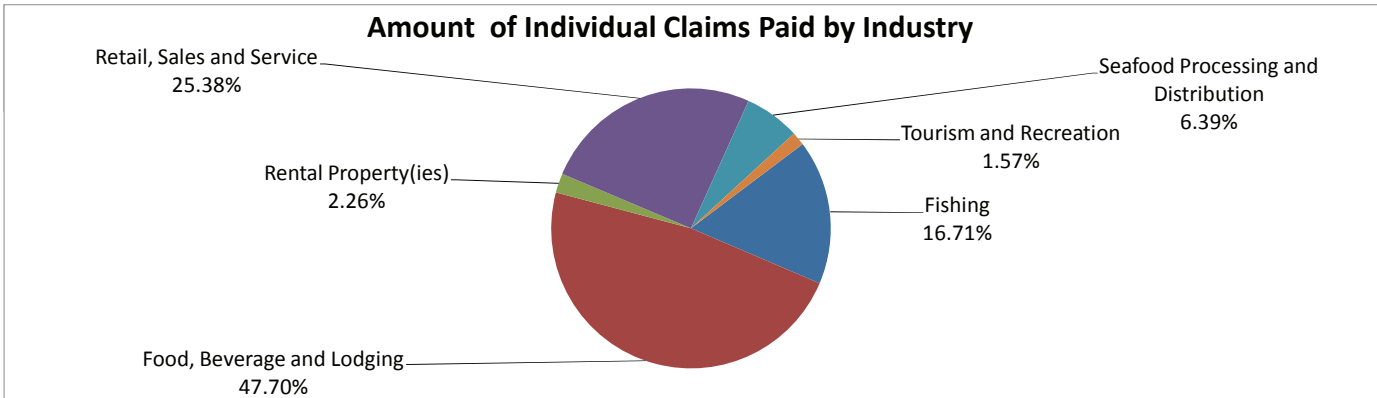
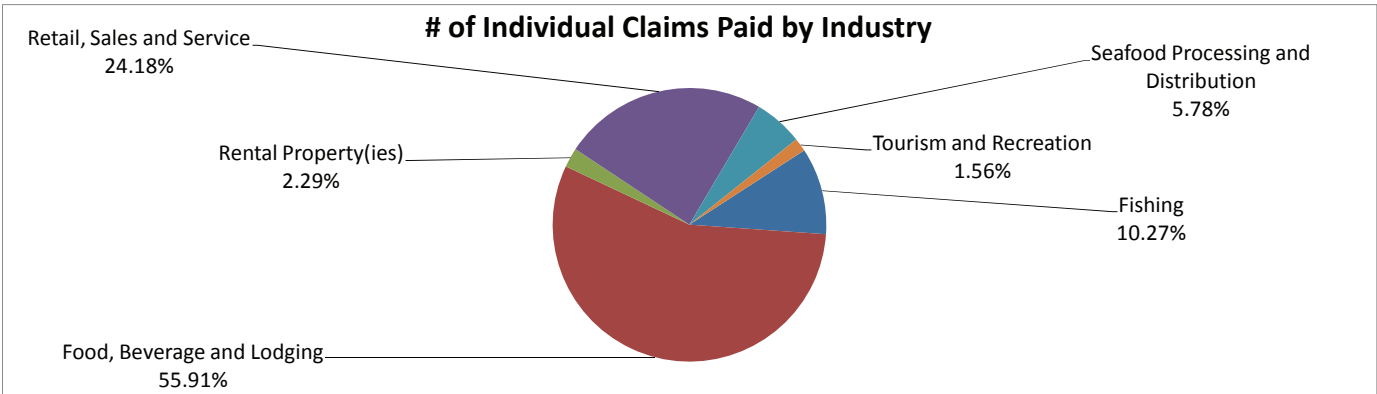
Claim State of Loss	Claims Submitted	No. of Claims Paid	Amount Paid
Louisiana	69,981	31,769	\$ 603,838,115.00
Florida	63,705	36,892	\$ 569,991,276.00
Alabama	30,207	17,758	\$ 322,464,500.00
Mississippi	21,339	8,259	\$ 142,067,500.00
Texas	2,961	1,331	\$ 34,062,000.00
Other State / Pending Location Verification		248	\$ 4,805,499.88
Total to Date		96,257	\$ 1,677,228,890.88



GCCF Program Statistics - Overall Summary
(as of November 03, 2010, 5:05 PM ET)

Individual Lost Earnings or Profits Claims Paid by Industry
(Claimants may have more than one Claim Type)

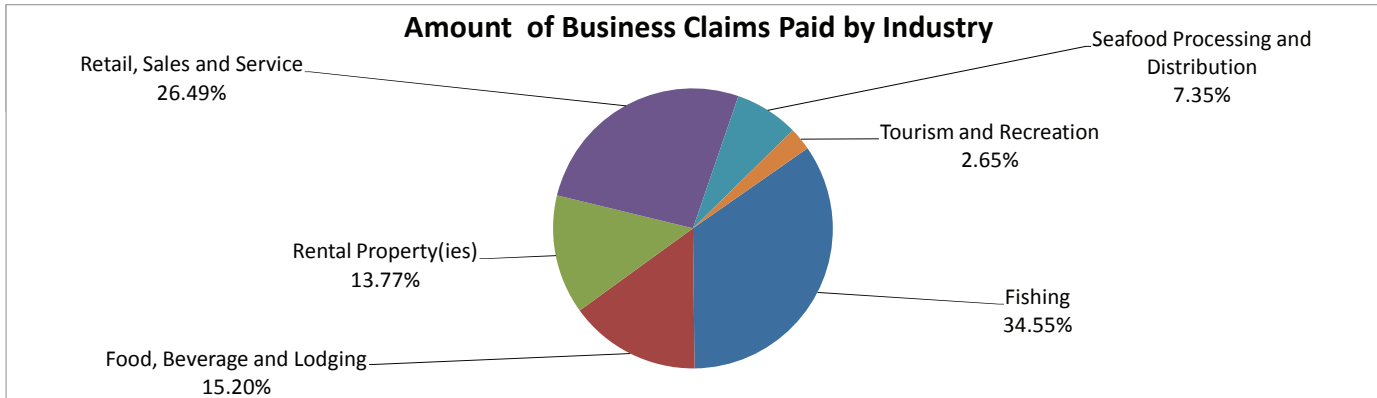
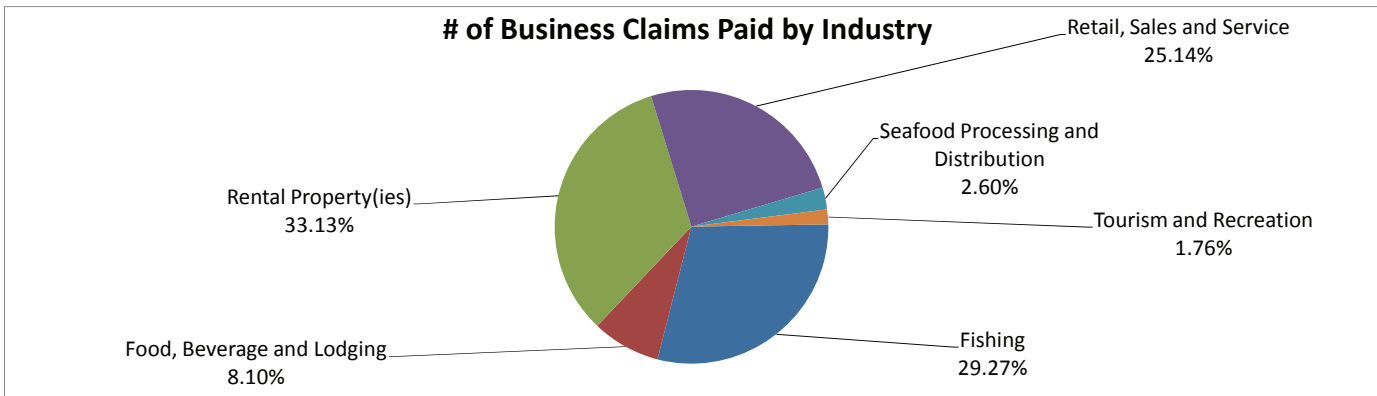
Claims by Amount	No. of Claims Paid	Amount Paid
Fishing	7,067	\$ 116,178,900.00
Food, Beverage and Lodging	38,459	\$ 331,599,700.00
Rental Property(ies)	1,577	\$ 15,682,500.00
Retail, Sales and Service	16,634	\$ 176,415,300.00
Seafood Processing and Distribution	3,974	\$ 44,409,715.00
Tourism and Recreation	1,074	\$ 10,923,000.00
Total to Date	68,785	\$ 695,209,115.00




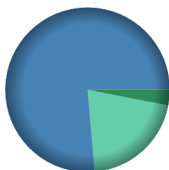
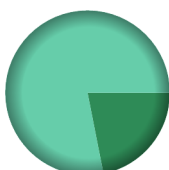


GCCF Program Statistics - Overall Summary
(as of November 03, 2010, 5:05 PM ET)

Business Lost Earnings or Profits Claims Paid by Industry
(Claimants may have more than one Claim Type)

Claims by Amount	No. of Claims Paid	Amount Paid
Fishing	8,016	\$ 339,075,100.00
Food, Beverage and Lodging	2,219	\$ 149,140,900.00
Rental Property(ies)	9,073	\$ 135,104,276.00
Retail, Sales and Service	6,883	\$ 259,976,800.00
Seafood Processing and Distribution	712	\$ 72,123,700.00
Tourism and Recreation	481	\$ 26,024,900.00
Total to Date	27,384	\$ 981,445,676.00


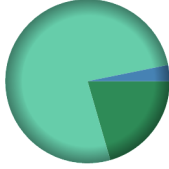





GCCF Program Statistics - Overall Summary (as of November 3, 2010, 5:05 PM ET)

County Name	Residents	Claimant Type	Claims Paid	Amount Paid	Payments in County
Autauga (Alabama)	26	<u>Claimant Type</u>	<u>Claims Paid</u>	<u>Amount Paid</u>	Payments in County  <ul style="list-style-type: none"> ■ Resident ■ Both
		Resident of County	9	\$82,600.00	
		Resident and Loss in County	1	\$2,300.00	
		Totals:	10	\$84,900.00	
Baldwin (Alabama)	21,097	<u>Claimant Type</u>	<u>Claims Paid</u>	<u>Amount Paid</u>	Payments in County  <ul style="list-style-type: none"> ■ Resident ■ Loss ■ Both
		Resident of County	438	\$6,852,763.38	
		Resident and Loss in County	7,974	\$170,107,100.00	
		Claim Loss in County	3,760	\$45,731,700.00	
Totals:	12,172	\$222,691,563.38			
Barbour (Alabama)	13	<u>Claimant Type</u>	<u>Claims Paid</u>	<u>Amount Paid</u>	Payments in County  <ul style="list-style-type: none"> ■ Resident ■ Both
		Resident of County	2	\$25,600.00	
		Resident and Loss in County	2	\$91,300.00	
		Totals:	4	\$116,900.00	
Bibb (Alabama)	8	<u>Claimant Type</u>	<u>Claims Paid</u>	<u>Amount Paid</u>	Payments in County  <ul style="list-style-type: none"> ■ Resident
		Resident of County	6	\$25,400.00	
		Totals:	6	\$25,400.00	
Blount (Alabama)	7	<u>Claimant Type</u>	<u>Claims Paid</u>	<u>Amount Paid</u>	Payments in County  <ul style="list-style-type: none"> ■ Resident
		Resident of County	3	\$14,200.00	
		Totals:	3	\$14,200.00	




GCCF Program Statistics - Overall Summary

(as of November 3, 2010, 5:05 PM ET)

County (Alabama)	Total Claims	Claimant Type	Claims Paid	Amount Paid	Payments in County
Bullock (Alabama)	6	<u>Claimant Type</u>	<u>Claims Paid</u>	<u>Amount Paid</u>	Payments in County  <ul style="list-style-type: none"> Resident
		Resident of County	1	\$16,000.00	
		Totals:	1	\$16,000.00	
Butler (Alabama)	27	<u>Claimant Type</u>	<u>Claims Paid</u>	<u>Amount Paid</u>	Payments in County  <ul style="list-style-type: none"> Resident Loss Both
		Resident of County	4	\$34,800.00	
		Resident and Loss in County	1	\$5,400.00	
		Claim Loss in County	2	\$129,200.00	
Totals:	7	\$169,400.00			
Calhoun (Alabama)	62	<u>Claimant Type</u>	<u>Claims Paid</u>	<u>Amount Paid</u>	Payments in County  <ul style="list-style-type: none"> Resident
		Resident of County	19	\$198,900.00	
		Totals:	19	\$198,900.00	
Chambers (Alabama)	6	<u>Claimant Type</u>	<u>Claims Paid</u>	<u>Amount Paid</u>	Payments in County  <ul style="list-style-type: none"> Resident
		Resident of County	2	\$27,000.00	
		Totals:	2	\$27,000.00	
Cherokee (Alabama)	6	<u>Claimant Type</u>	<u>Claims Paid</u>	<u>Amount Paid</u>	Payments in County  <ul style="list-style-type: none"> Resident
		Resident of County	4	\$41,600.00	
		Totals:	4	\$41,600.00	

GCCF Program Statistics - Overall Summary

(as of November 3, 2010, 5:05 PM ET)

County (Alabama)	Total Claims	Claimant Type	Claims Paid	Amount Paid	Payments in County	
Chilton (Alabama)	18	<u>Claimant Type</u>	<u>Claims Paid</u>	<u>Amount Paid</u>	Payments in County 	
		Resident of County	3	\$24,300.00		Resident
		Resident and Loss in County	1	\$19,000.00		Both
		Totals:	4	\$43,300.00		
Choctaw (Alabama)	22	<u>Claimant Type</u>	<u>Claims Paid</u>	<u>Amount Paid</u>	Payments in County 	
		Resident of County	2	\$11,000.00		Resident
		Resident and Loss in County	1	\$68,400.00		Both
		Totals:	3	\$79,400.00		
Clarke (Alabama)	176	<u>Claimant Type</u>	<u>Claims Paid</u>	<u>Amount Paid</u>	Payments in County 	
		Resident of County	27	\$253,900.00		Resident
		Resident and Loss in County	4	\$35,600.00		Loss
		Claim Loss in County	4	\$50,100.00		Both
Totals:	35	\$339,600.00				
Clay (Alabama)	6	<u>Claimant Type</u>	<u>Claims Paid</u>	<u>Amount Paid</u>	Payments in County 	
		Resident of County	3	\$53,500.00		Resident
		Totals:	3	\$53,500.00		
Cleburne (Alabama)	3	<u>Claimant Type</u>	<u>Claims Paid</u>	<u>Amount Paid</u>	Payments in County 	
		Resident of County	1	\$3,000.00		Resident
		Totals:	1	\$3,000.00		

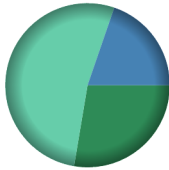


GCCF Program Statistics - Overall Summary

(as of November 3, 2010, 5:05 PM ET)

County (Alabama)	Total Claims	Claimant Type	Claims Paid	Amount Paid	Payments in County
Coffee (Alabama)	43	<u>Claimant Type</u>	<u>Claims Paid</u>	<u>Amount Paid</u>	Payments in County  <ul style="list-style-type: none"> ■ Resident ■ Both
		Resident of County	8	\$79,000.00	
		Resident and Loss in County	1	\$3,000.00	
		Totals:	9	\$82,000.00	
Colbert (Alabama)	37	<u>Claimant Type</u>	<u>Claims Paid</u>	<u>Amount Paid</u>	Payments in County  <ul style="list-style-type: none"> ■ Resident
		Resident of County	23	\$237,100.00	
		Totals:	23	\$237,100.00	
		Conecuh (Alabama)	20	<u>Claimant Type</u>	
Resident of County	5			\$51,700.00	
Totals:	5			\$51,700.00	
Coosa (Alabama)	4			<u>Claimant Type</u>	<u>Claims Paid</u>
		Resident of County	3	\$18,600.00	
		Resident and Loss in County	1	\$150,000.00	
		Totals:	4	\$168,600.00	
Covington (Alabama)	72	<u>Claimant Type</u>	<u>Claims Paid</u>	<u>Amount Paid</u>	Payments in County  <ul style="list-style-type: none"> ■ Resident ■ Loss ■ Both
		Resident of County	25	\$566,800.00	
		Resident and Loss in County	3	\$97,800.00	
		Claim Loss in County	2	\$109,500.00	
		Totals:	30	\$774,100.00	


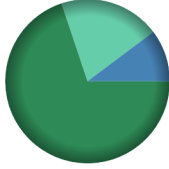



GCCF Program Statistics - Overall Summary

(as of November 3, 2010, 5:05 PM ET)




County (Alabama)	Total Claims	Claimant Type	Claims Paid	Amount Paid	Payments in County
Crenshaw (Alabama)	16	<u>Claimant Type</u>	<u>Claims Paid</u>	<u>Amount Paid</u>	 <ul style="list-style-type: none"> ■ Resident ■ Loss ■ Both
		Resident of County	1	\$2,100.00	
		Resident and Loss in County	1	\$1,500.00	
		Claim Loss in County	1	\$4,000.00	
Totals:	3		\$7,600.00		
Cullman (Alabama)	50	<u>Claimant Type</u>	<u>Claims Paid</u>	<u>Amount Paid</u>	 <ul style="list-style-type: none"> ■ Resident
		Resident of County	36	\$343,200.00	
		Totals:	36	\$343,200.00	
Dale (Alabama)	35	<u>Claimant Type</u>	<u>Claims Paid</u>	<u>Amount Paid</u>	 <ul style="list-style-type: none"> ■ Resident ■ Both
		Resident of County	7	\$57,900.00	
		Resident and Loss in County	1	\$37,600.00	
		Totals:	8	\$95,500.00	
Dallas (Alabama)	41	<u>Claimant Type</u>	<u>Claims Paid</u>	<u>Amount Paid</u>	 <ul style="list-style-type: none"> ■ Resident ■ Both
		Resident of County	10	\$108,600.00	
		Resident and Loss in County	1	\$15,000.00	
		Totals:	11	\$123,600.00	
Dekalb (Alabama)	21	<u>Claimant Type</u>	<u>Claims Paid</u>	<u>Amount Paid</u>	 <ul style="list-style-type: none"> ■ Resident ■ Loss
		Resident of County	14	\$146,700.00	
		Claim Loss in County	1	\$10,800.00	
		Totals:	15	\$157,500.00	

GCCF Program Statistics - Overall Summary

(as of November 3, 2010, 5:05 PM ET)






County (Alabama)	Total Claims	Claimant Type	Claims Paid	Amount Paid	Payments in County
Elmore (Alabama)	43	<u>Claimant Type</u>	<u>Claims Paid</u>	<u>Amount Paid</u>	Payments in County  <ul style="list-style-type: none"> ■ Resident ■ Both
		Resident of County	19	\$220,400.00	
		Resident and Loss in County	1	\$19,200.00	
		Totals:	20	\$239,600.00	
Escambia (Alabama)	269	<u>Claimant Type</u>	<u>Claims Paid</u>	<u>Amount Paid</u>	Payments in County  <ul style="list-style-type: none"> ■ Resident ■ Loss ■ Both
		Resident of County	41	\$477,000.00	
		Resident and Loss in County	5	\$70,100.00	
		Claim Loss in County	7	\$135,500.00	
Totals:	53	\$682,600.00			
Etowah (Alabama)	62	<u>Claimant Type</u>	<u>Claims Paid</u>	<u>Amount Paid</u>	Payments in County  <ul style="list-style-type: none"> ■ Resident
		Resident of County	31	\$479,100.00	
		Totals:	31	\$479,100.00	
Fayette (Alabama)	13	<u>Claimant Type</u>	<u>Claims Paid</u>	<u>Amount Paid</u>	Payments in County  <ul style="list-style-type: none"> ■ Resident
		Resident of County	10	\$68,700.00	
		Totals:	10	\$68,700.00	
Franklin (Alabama)	7	<u>Claimant Type</u>	<u>Claims Paid</u>	<u>Amount Paid</u>	Payments in County  <ul style="list-style-type: none"> ■ Resident
		Resident of County	7	\$65,900.00	
		Totals:	7	\$65,900.00	

GCCF Program Statistics - Overall Summary (as of November 3, 2010, 5:05 PM ET)






County (Alabama)	Total Claims	Claimant Type	Claims Paid	Amount Paid	Payments in County
Geneva (Alabama)	53	<u>Claimant Type</u>	<u>Claims Paid</u>	<u>Amount Paid</u>	Payments in County  <ul style="list-style-type: none"> Resident
		Resident of County	14	\$141,800.00	
		Totals:	14	\$141,800.00	
Greene (Alabama)	5	<u>Claimant Type</u>	<u>Claims Paid</u>	<u>Amount Paid</u>	Payments in County  <ul style="list-style-type: none"> Resident
		Resident of County	4	\$22,900.00	
		Totals:	4	\$22,900.00	
Hale (Alabama)	14	<u>Claimant Type</u>	<u>Claims Paid</u>	<u>Amount Paid</u>	Payments in County  <ul style="list-style-type: none"> Resident Both
		Resident of County	8	\$147,900.00	
		Resident and Loss in County	1	\$100,000.00	
Totals:	9	\$247,900.00			
Henry (Alabama)	12	<u>Claimant Type</u>	<u>Claims Paid</u>	<u>Amount Paid</u>	Payments in County  <ul style="list-style-type: none"> Resident
		Resident of County	2	\$11,600.00	
		Totals:	2	\$11,600.00	
Houston (Alabama)	134	<u>Claimant Type</u>	<u>Claims Paid</u>	<u>Amount Paid</u>	Payments in County  <ul style="list-style-type: none"> Resident Loss Both
		Resident of County	30	\$213,800.00	
		Resident and Loss in County	3	\$205,900.00	
		Claim Loss in County	1	\$6,000.00	
Totals:	34	\$425,700.00			

GCCF Program Statistics - Overall Summary

(as of November 3, 2010, 5:05 PM ET)

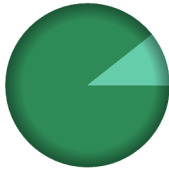
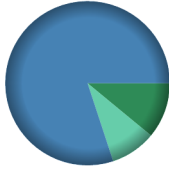



County (Alabama)	Total Claims	Claimant Type	Claims Paid	Amount Paid	Payments in County
Jackson (Alabama)	15	<u>Claimant Type</u>	<u>Claims Paid</u>	<u>Amount Paid</u>	Payments in County  <ul style="list-style-type: none"> ■ Resident ■ Loss
		Resident of County	9	\$102,500.00	
		Claim Loss in County	1	\$14,500.00	
		Totals:	10	\$117,000.00	
Jefferson (Alabama)	599	<u>Claimant Type</u>	<u>Claims Paid</u>	<u>Amount Paid</u>	Payments in County  <ul style="list-style-type: none"> ■ Resident ■ Loss ■ Both
		Resident of County	311	\$3,684,800.00	
		Resident and Loss in County	6	\$107,500.00	
		Claim Loss in County	3	\$55,800.00	
Totals:	320	\$3,848,100.00			
Lauderdale (Alabama)	32	<u>Claimant Type</u>	<u>Claims Paid</u>	<u>Amount Paid</u>	Payments in County  <ul style="list-style-type: none"> ■ Resident
		Resident of County	15	\$152,200.00	
		Totals:	15	\$152,200.00	
Lawrence (Alabama)	6	<u>Claimant Type</u>	<u>Claims Paid</u>	<u>Amount Paid</u>	Payments in County  <ul style="list-style-type: none"> ■ Resident ■ Loss
		Resident of County	2	\$21,200.00	
		Claim Loss in County	1	\$1,400.00	
		Totals:	3	\$22,600.00	
Lee (Alabama)	86	<u>Claimant Type</u>	<u>Claims Paid</u>	<u>Amount Paid</u>	Payments in County  <ul style="list-style-type: none"> ■ Resident
		Resident of County	35	\$331,200.00	
		Totals:	35	\$331,200.00	

GCCF Program Statistics - Overall Summary (as of November 3, 2010, 5:05 PM ET)

County (Alabama)	Total Claims	Claimant Type	Claims Paid	Amount Paid	Payments in County
Limestone (Alabama)	42	<u>Claimant Type</u>	<u>Claims Paid</u>	<u>Amount Paid</u>	Payments in County  <ul style="list-style-type: none"> Resident
		Resident of County	29	\$428,700.00	
		Totals:	29	\$428,700.00	
Macon (Alabama)	5	<u>Claimant Type</u>	<u>Claims Paid</u>	<u>Amount Paid</u>	Payments in County  <ul style="list-style-type: none"> Resident
		Resident of County	2	\$7,500.00	
		Totals:	2	\$7,500.00	
Madison (Alabama)	259	<u>Claimant Type</u>	<u>Claims Paid</u>	<u>Amount Paid</u>	Payments in County  <ul style="list-style-type: none"> Resident Loss Both
		Resident of County	131	\$1,588,000.00	
		Resident and Loss in County	5	\$56,600.00	
		Claim Loss in County	2	\$4,500.00	
Totals:	138	\$1,649,100.00			
Marengo (Alabama)	23	<u>Claimant Type</u>	<u>Claims Paid</u>	<u>Amount Paid</u>	Payments in County  <ul style="list-style-type: none"> Resident
		Resident of County	12	\$87,200.00	
		Totals:	12	\$87,200.00	
Marion (Alabama)	4	<u>Claimant Type</u>	<u>Claims Paid</u>	<u>Amount Paid</u>	Payments in County  <ul style="list-style-type: none"> Resident
		Resident of County	1	\$1,200.00	
		Totals:	1	\$1,200.00	

GCCF Program Statistics - Overall Summary

(as of November 3, 2010, 5:05 PM ET)

County (Alabama)	Total Claims	Claimant Type	Claims Paid	Amount Paid	Payments in County
Marshall (Alabama)	51	<u>Claimant Type</u>	<u>Claims Paid</u>	<u>Amount Paid</u>	Payments in County  <ul style="list-style-type: none"> ■ Resident ■ Both
		Resident of County	25	\$312,600.00	
		Resident and Loss in County	1	\$37,200.00	
		Totals:	26	\$349,800.00	
Mobile (Alabama)	26,202	<u>Claimant Type</u>	<u>Claims Paid</u>	<u>Amount Paid</u>	Payments in County  <ul style="list-style-type: none"> ■ Resident ■ Loss ■ Both
		Resident of County	887	\$12,863,365.00	
		Resident and Loss in County	5,386	\$93,632,900.00	
		Claim Loss in County	534	\$10,471,600.00	
Totals:	6,807	\$116,967,865.00			
Monroe (Alabama)	97	<u>Claimant Type</u>	<u>Claims Paid</u>	<u>Amount Paid</u>	Payments in County  <ul style="list-style-type: none"> ■ Resident ■ Both
		Resident of County	37	\$595,700.00	
		Resident and Loss in County	11	\$145,400.00	
		Totals:	48	\$741,100.00	
Montgomery (Alabama)	238	<u>Claimant Type</u>	<u>Claims Paid</u>	<u>Amount Paid</u>	Payments in County  <ul style="list-style-type: none"> ■ Resident ■ Both
		Resident of County	89	\$1,288,800.00	
		Resident and Loss in County	7	\$338,300.00	
		Totals:	96	\$1,627,100.00	
Morgan (Alabama)	78	<u>Claimant Type</u>	<u>Claims Paid</u>	<u>Amount Paid</u>	Payments in County  <ul style="list-style-type: none"> ■ Resident ■ Both
		Resident of County	47	\$528,300.00	
		Resident and Loss in County	1	\$2,400.00	
		Totals:	48	\$530,700.00	

GCCF Program Statistics - Overall Summary (as of November 3, 2010, 5:05 PM ET)

County (Alabama)	Total Claims	Claimant Type	Claims Paid	Amount Paid	Payments in County
Perry (Alabama)	3	<u>Claimant Type</u>	<u>Claims Paid</u>	<u>Amount Paid</u>	Payments in County  Loss
		Claim Loss in County	1	\$35,000.00	
		Totals:	1	\$35,000.00	
Pickens (Alabama)	11	<u>Claimant Type</u>	<u>Claims Paid</u>	<u>Amount Paid</u>	Payments in County  Resident
		Resident of County	4	\$43,400.00	
		Totals:	4	\$43,400.00	
Pike (Alabama)	36	<u>Claimant Type</u>	<u>Claims Paid</u>	<u>Amount Paid</u>	Payments in County  Resident
		Resident of County	6	\$44,100.00	
		Totals:	6	\$44,100.00	
Randolph (Alabama)	7	<u>Claimant Type</u>	<u>Claims Paid</u>	<u>Amount Paid</u>	Payments in County  Resident
		Resident of County	4	\$50,300.00	
		Totals:	4	\$50,300.00	
Russell (Alabama)	22	<u>Claimant Type</u>	<u>Claims Paid</u>	<u>Amount Paid</u>	Payments in County  Resident
		Resident of County	2	\$21,100.00	
		Totals:	2	\$21,100.00	


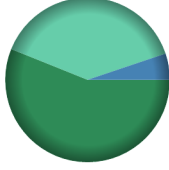
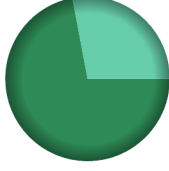
GCCF Program Statistics - Overall Summary

(as of November 3, 2010, 5:05 PM ET)


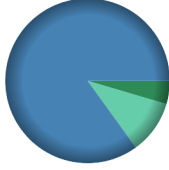
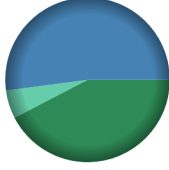
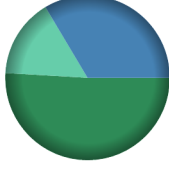
County (Alabama)	Total Claims	Claimant Type	Claims Paid	Amount Paid	Payments in County
Shelby (Alabama)	211	<u>Claimant Type</u>	<u>Claims Paid</u>	<u>Amount Paid</u>	Payments in County  <ul style="list-style-type: none"> ■ Resident ■ Loss ■ Both
		Resident of County	121	\$1,383,600.00	
		Resident and Loss in County	2	\$23,500.00	
		Claim Loss in County	1	\$28,800.00	
Totals:	124	\$1,435,900.00			
St. Clair (Alabama)	40	<u>Claimant Type</u>	<u>Claims Paid</u>	<u>Amount Paid</u>	Payments in County  <ul style="list-style-type: none"> ■ Resident
		Resident of County	24	\$333,000.00	
		Totals:	24	\$333,000.00	
Sumter (Alabama)	7	<u>Claimant Type</u>	<u>Claims Paid</u>	<u>Amount Paid</u>	Payments in County  <ul style="list-style-type: none"> ■ Resident
		Resident of County	1	\$46,200.00	
		Totals:	1	\$46,200.00	
Talladega (Alabama)	42	<u>Claimant Type</u>	<u>Claims Paid</u>	<u>Amount Paid</u>	Payments in County  <ul style="list-style-type: none"> ■ Resident
		Resident of County	23	\$136,600.00	
		Totals:	23	\$136,600.00	
Tallapoosa (Alabama)	24	<u>Claimant Type</u>	<u>Claims Paid</u>	<u>Amount Paid</u>	Payments in County  <ul style="list-style-type: none"> ■ Resident
		Resident of County	8	\$58,000.00	
		Totals:	8	\$58,000.00	

GCCF Program Statistics - Overall Summary

(as of November 3, 2010, 5:05 PM ET)

County (Alabama)	Total Claims	Claimant Type	Claims Paid	Amount Paid	Payments in County
Tuscaloosa (Alabama)	198	<u>Claimant Type</u>	<u>Claims Paid</u>	<u>Amount Paid</u>	Payments in County  <ul style="list-style-type: none"> ■ Resident ■ Loss ■ Both
		Resident of County	112	\$1,075,900.00	
		Resident and Loss in County	2	\$22,000.00	
		Claim Loss in County	2	\$49,000.00	
Totals:	116	\$1,146,900.00			
Unknown (Alabama)	111	<u>Claimant Type</u>	<u>Claims Paid</u>	<u>Amount Paid</u>	Payments in County  <ul style="list-style-type: none"> ■ Resident
		Resident of County	38	\$1,025,200.00	
		Totals:	38	\$1,025,200.00	
Walker (Alabama)	36	<u>Claimant Type</u>	<u>Claims Paid</u>	<u>Amount Paid</u>	Payments in County  <ul style="list-style-type: none"> ■ Resident ■ Loss ■ Both
		Resident of County	16	\$198,600.00	
		Resident and Loss in County	1	\$9,500.00	
		Claim Loss in County	2	\$28,000.00	
Totals:	19	\$236,100.00			
Washington (Alabama)	185	<u>Claimant Type</u>	<u>Claims Paid</u>	<u>Amount Paid</u>	Payments in County  <ul style="list-style-type: none"> ■ Resident ■ Loss ■ Both
		Resident of County	16	\$163,000.00	
		Resident and Loss in County	1	\$15,000.00	
		Claim Loss in County	5	\$112,600.00	
Totals:	22	\$290,600.00			
Wilcox (Alabama)	40	<u>Claimant Type</u>	<u>Claims Paid</u>	<u>Amount Paid</u>	Payments in County  <ul style="list-style-type: none"> ■ Resident ■ Both
		Resident of County	11	\$172,600.00	
		Resident and Loss in County	3	\$67,000.00	
		Totals:	14	\$239,600.00	

GCCF Program Statistics - Overall Summary (as of November 3, 2010, 5:05 PM ET)

County	Total Claims	Claimant Type	Claims Paid	Amount Paid	Payments in County
Winston (Alabama)	12	<u>Claimant Type</u>	<u>Claims Paid</u>	<u>Amount Paid</u>	Payments in County  <ul style="list-style-type: none"> Resident
		Resident of County	5	\$189,800.00	
		Totals:	5	\$189,800.00	
		Aachua (Florida)	78	<u>Claimant Type</u>	
Resident of County	17			\$135,000.00	
Resident and Loss in County	5			\$145,600.00	
Claim Loss in County	1			\$12,000.00	
Totals:	23	\$292,600.00			
Bay (Florida)	26,658	<u>Claimant Type</u>	<u>Claims Paid</u>	<u>Amount Paid</u>	Payments in County  <ul style="list-style-type: none"> Resident Loss Both
		Resident of County	495	\$6,136,300.00	
		Resident and Loss in County	8,052	\$114,133,376.00	
		Claim Loss in County	1,363	\$14,036,700.00	
Totals:	9,910	\$134,306,376.00			
Brevard (Florida)	110	<u>Claimant Type</u>	<u>Claims Paid</u>	<u>Amount Paid</u>	Payments in County  <ul style="list-style-type: none"> Resident Loss Both
		Resident of County	12	\$231,700.00	
		Resident and Loss in County	8	\$284,600.00	
		Claim Loss in County	2	\$30,300.00	
Totals:	22	\$546,600.00			
Broward (Florida)	472	<u>Claimant Type</u>	<u>Claims Paid</u>	<u>Amount Paid</u>	Payments in County  <ul style="list-style-type: none"> Resident Loss Both
		Resident of County	23	\$810,000.00	
		Resident and Loss in County	6	\$533,800.00	
		Claim Loss in County	10	\$246,800.00	
Totals:	39	\$1,590,600.00			

GCCF Program Statistics - Overall Summary

(as of November 3, 2010, 5:05 PM ET)

County (Florida)	Total Claims	Claimant Type	Claims Paid	Amount Paid	Payments in County
Calhoun (Florida)	134	<u>Claimant Type</u>	<u>Claims Paid</u>	<u>Amount Paid</u>	<ul style="list-style-type: none"> ■ Resident ■ Loss ■ Both
		Resident of County	20	\$218,200.00	
		Resident and Loss in County	1	\$6,000.00	
		Claim Loss in County	1	\$4,200.00	
Totals:	22	\$228,400.00			
Charlotte (Florida)	209	<u>Claimant Type</u>	<u>Claims Paid</u>	<u>Amount Paid</u>	<ul style="list-style-type: none"> ■ Resident ■ Loss ■ Both
		Resident of County	5	\$60,100.00	
		Resident and Loss in County	25	\$948,700.00	
		Claim Loss in County	9	\$71,400.00	
Totals:	39	\$1,080,200.00			
Citrus (Florida)	225	<u>Claimant Type</u>	<u>Claims Paid</u>	<u>Amount Paid</u>	<ul style="list-style-type: none"> ■ Resident ■ Loss ■ Both
		Resident of County	22	\$392,100.00	
		Resident and Loss in County	82	\$1,356,200.00	
		Claim Loss in County	7	\$162,700.00	
Totals:	111	\$1,911,000.00			
Clay (Florida)	37	<u>Claimant Type</u>	<u>Claims Paid</u>	<u>Amount Paid</u>	<ul style="list-style-type: none"> ■ Resident ■ Loss ■ Both
		Resident of County	4	\$25,400.00	
		Resident and Loss in County	1	\$125,000.00	
		Claim Loss in County	1	\$18,700.00	
Totals:	6	\$169,100.00			
Collier (Florida)	8,291	<u>Claimant Type</u>	<u>Claims Paid</u>	<u>Amount Paid</u>	<ul style="list-style-type: none"> ■ Resident ■ Loss ■ Both
		Resident of County	51	\$516,300.00	
		Resident and Loss in County	881	\$9,520,000.00	
		Claim Loss in County	27	\$156,500.00	
Totals:	959	\$10,192,800.00			

GCCF Program Statistics - Overall Summary

(as of November 3, 2010, 5:05 PM ET)

County (Florida)	Total Claims	Claimant Type	Claims Paid	Amount Paid	Payments in County
Columbia (Florida)	20	<u>Claimant Type</u>	<u>Claims Paid</u>	<u>Amount Paid</u>	<ul style="list-style-type: none"> Resident Both
		Resident of County	4	\$81,700.00	
		Resident and Loss in County	1	\$40,000.00	
		Totals:	5	\$121,700.00	
Dixie (Florida)	31	<u>Claimant Type</u>	<u>Claims Paid</u>	<u>Amount Paid</u>	<ul style="list-style-type: none"> Resident Loss Both
		Resident of County	1	\$3,000.00	
		Resident and Loss in County	12	\$353,400.00	
		Claim Loss in County	4	\$89,700.00	
Totals:	17	\$446,100.00			
Duval (Florida)	294	<u>Claimant Type</u>	<u>Claims Paid</u>	<u>Amount Paid</u>	<ul style="list-style-type: none"> Resident Loss Both
		Resident of County	35	\$595,700.00	
		Resident and Loss in County	15	\$1,183,000.00	
		Claim Loss in County	7	\$136,800.00	
Totals:	57	\$1,915,500.00			
Escambia (Florida)	15,741	<u>Claimant Type</u>	<u>Claims Paid</u>	<u>Amount Paid</u>	<ul style="list-style-type: none"> Resident Loss Both
		Resident of County	1,459	\$16,597,100.00	
		Resident and Loss in County	4,037	\$61,438,900.00	
		Claim Loss in County	1,023	\$13,700,800.00	
Totals:	6,519	\$91,736,800.00			
Flagler (Florida)	14	<u>Claimant Type</u>	<u>Claims Paid</u>	<u>Amount Paid</u>	<ul style="list-style-type: none"> Resident
		Resident of County	2	\$65,400.00	
		Totals:	2	\$65,400.00	

GCCF Program Statistics - Overall Summary

(as of November 3, 2010, 5:05 PM ET)

County (Florida)	Total Claims	Claimant Type	Claims Paid	Amount Paid	Payments in County
Franklin (Florida)	2,064	<u>Claimant Type</u>	<u>Claims Paid</u>	<u>Amount Paid</u>	<p>Payments in County</p> <ul style="list-style-type: none"> Resident Loss Both
		Resident of County	35	\$405,800.00	
		Resident and Loss in County	1,099	\$13,540,800.00	
		Claim Loss in County	124	\$1,689,500.00	
Totals:		1,258	\$15,636,100.00		
Gadsden (Florida)	69	<u>Claimant Type</u>	<u>Claims Paid</u>	<u>Amount Paid</u>	<p>Payments in County</p> <ul style="list-style-type: none"> Resident Loss Both
		Resident of County	9	\$166,100.00	
		Resident and Loss in County	2	\$44,200.00	
		Claim Loss in County	1	\$6,000.00	
Totals:		12	\$216,300.00		
Gulf (Florida)	1,424	<u>Claimant Type</u>	<u>Claims Paid</u>	<u>Amount Paid</u>	<p>Payments in County</p> <ul style="list-style-type: none"> Resident Loss Both
		Resident of County	84	\$1,043,100.00	
		Resident and Loss in County	372	\$8,428,300.00	
		Claim Loss in County	104	\$1,284,000.00	
Totals:		560	\$10,755,400.00		
Hardee (Florida)	4	<u>Claimant Type</u>	<u>Claims Paid</u>	<u>Amount Paid</u>	<p>Payments in County</p> <ul style="list-style-type: none"> Resident
		Resident of County	1	\$15,000.00	
Totals:		1	\$15,000.00		
Hendry (Florida)	32	<u>Claimant Type</u>	<u>Claims Paid</u>	<u>Amount Paid</u>	<p>Payments in County</p> <ul style="list-style-type: none"> Resident
		Resident of County	1	\$24,000.00	
Totals:		1	\$24,000.00		

GCCF Program Statistics - Overall Summary (as of November 3, 2010, 5:05 PM ET)

County (Florida)	Total Claims	Claimant Type	Claims Paid	Amount Paid	Payments in County
Hernando (Florida)	148	<u>Claimant Type</u>	<u>Claims Paid</u>	<u>Amount Paid</u>	<ul style="list-style-type: none"> ■ Resident ■ Loss ■ Both
		Resident of County	22	\$360,300.00	
		Resident and Loss in County	41	\$1,027,600.00	
		Claim Loss in County	15	\$303,200.00	
		Totals:	78	\$1,691,100.00	
Hillsborough (Florida)	1,101	<u>Claimant Type</u>	<u>Claims Paid</u>	<u>Amount Paid</u>	<ul style="list-style-type: none"> ■ Resident ■ Loss ■ Both
		Resident of County	64	\$924,200.00	
		Resident and Loss in County	103	\$2,248,800.00	
		Claim Loss in County	36	\$592,900.00	
		Totals:	203	\$3,765,900.00	
Holmes (Florida)	398	<u>Claimant Type</u>	<u>Claims Paid</u>	<u>Amount Paid</u>	<ul style="list-style-type: none"> ■ Resident ■ Loss ■ Both
		Resident of County	99	\$856,500.00	
		Resident and Loss in County	18	\$210,200.00	
		Claim Loss in County	5	\$21,600.00	
		Totals:	122	\$1,088,300.00	
Indian River (Florida)	38	<u>Claimant Type</u>	<u>Claims Paid</u>	<u>Amount Paid</u>	<ul style="list-style-type: none"> ■ Resident ■ Loss ■ Both
		Resident of County	1	\$1,000.00	
		Resident and Loss in County	3	\$157,000.00	
		Claim Loss in County	1	\$65,000.00	
		Totals:	5	\$223,000.00	
Jackson (Florida)	322	<u>Claimant Type</u>	<u>Claims Paid</u>	<u>Amount Paid</u>	<ul style="list-style-type: none"> ■ Resident ■ Loss ■ Both
		Resident of County	32	\$378,500.00	
		Resident and Loss in County	3	\$96,000.00	
		Claim Loss in County	1	\$7,900.00	
		Totals:	36	\$482,400.00	

GCCF Program Statistics - Overall Summary (as of November 3, 2010, 5:05 PM ET)

County (Florida)	Total Claims	Claimant Type	Claims Paid	Amount Paid	Payments in County
Jefferson (Florida)	13	<u>Claimant Type</u>	<u>Claims Paid</u>	<u>Amount Paid</u>	
		Resident of County	4	\$106,200.00	
		Resident and Loss in County	2	\$2,500.00	
		Claim Loss in County	1	\$6,000.00	
Totals:	7	\$114,700.00			
Lafayette (Florida)	4	<u>Claimant Type</u>	<u>Claims Paid</u>	<u>Amount Paid</u>	
		Resident and Loss in County	1	\$226,700.00	
		Totals:	1	\$226,700.00	
Lake (Florida)	44	<u>Claimant Type</u>	<u>Claims Paid</u>	<u>Amount Paid</u>	
		Resident of County	8	\$83,100.00	
		Resident and Loss in County	5	\$137,900.00	
		Totals:	13	\$221,000.00	
Lee (Florida)	3,522	<u>Claimant Type</u>	<u>Claims Paid</u>	<u>Amount Paid</u>	
		Resident of County	39	\$698,700.00	
		Resident and Loss in County	206	\$3,547,900.00	
		Claim Loss in County	40	\$268,500.00	
Totals:	285	\$4,515,100.00			
Leon (Florida)	503	<u>Claimant Type</u>	<u>Claims Paid</u>	<u>Amount Paid</u>	
		Resident of County	88	\$1,722,300.00	
		Resident and Loss in County	7	\$212,600.00	
		Claim Loss in County	5	\$61,800.00	
Totals:	100	\$1,996,700.00			

GCCF Program Statistics - Overall Summary (as of November 3, 2010, 5:05 PM ET)

Levy (Florida)	152	<u>Claimant Type</u>	<u>Claims Paid</u>	<u>Amount Paid</u>	Payments in County
		Resident of County	10	\$229,300.00	<ul style="list-style-type: none"> ■ Resident ■ Loss ■ Both
		Resident and Loss in County	72	\$1,897,000.00	
		Claim Loss in County	9	\$241,100.00	
		Totals:	91	\$2,367,400.00	
Liberty (Florida)	58	<u>Claimant Type</u>	<u>Claims Paid</u>	<u>Amount Paid</u>	Payments in County
		Resident of County	18	\$160,000.00	<ul style="list-style-type: none"> ■ Resident ■ Loss ■ Both
		Resident and Loss in County	3	\$36,200.00	
		Claim Loss in County	2	\$49,600.00	
		Totals:	23	\$245,800.00	
Madison (Florida)	10	<u>Claimant Type</u>	<u>Claims Paid</u>	<u>Amount Paid</u>	Payments in County
		Resident of County	1	\$2,100.00	<ul style="list-style-type: none"> ■ Resident ■ Loss
		Claim Loss in County	2	\$21,200.00	
		Totals:	3	\$23,300.00	
Manatee (Florida)	364	<u>Claimant Type</u>	<u>Claims Paid</u>	<u>Amount Paid</u>	Payments in County
		Resident of County	19	\$466,100.00	<ul style="list-style-type: none"> ■ Resident ■ Loss ■ Both
		Resident and Loss in County	48	\$2,023,500.00	
		Claim Loss in County	21	\$479,000.00	
		Totals:	88	\$2,968,600.00	
Marion (Florida)	65	<u>Claimant Type</u>	<u>Claims Paid</u>	<u>Amount Paid</u>	Payments in County
		Resident of County	9	\$97,500.00	<ul style="list-style-type: none"> ■ Resident ■ Loss ■ Both
		Resident and Loss in County	1	\$20,200.00	
		Claim Loss in County	2	\$59,800.00	
		Totals:	12	\$177,500.00	




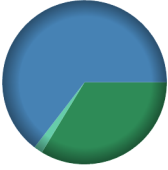
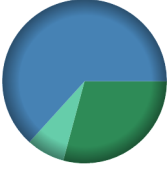
GCCF Program Statistics - Overall Summary

(as of November 3, 2010, 5:05 PM ET)

County (Florida)	Total Claims	Claimant Type	Claims Paid	Amount Paid	Payments in County
Martin (Florida)	29	<u>Claimant Type</u>	<u>Claims Paid</u>	<u>Amount Paid</u>	<ul style="list-style-type: none"> Resident Both
		Resident of County	2	\$27,200.00	
		Resident and Loss in County	5	\$109,500.00	
		Totals:	7	\$136,700.00	
Miami-dade (Florida)	1,403	<u>Claimant Type</u>	<u>Claims Paid</u>	<u>Amount Paid</u>	<ul style="list-style-type: none"> Resident Loss Both
		Resident of County	36	\$499,200.00	
		Resident and Loss in County	22	\$610,700.00	
		Claim Loss in County	13	\$298,100.00	
Totals:	71	\$1,408,000.00			
Monroe (Florida)	3,773	<u>Claimant Type</u>	<u>Claims Paid</u>	<u>Amount Paid</u>	<ul style="list-style-type: none"> Resident Loss Both
		Resident of County	31	\$742,000.00	
		Resident and Loss in County	707	\$18,323,800.00	
		Claim Loss in County	42	\$530,800.00	
Totals:	780	\$19,596,600.00			
Nassau (Florida)	16	<u>Claimant Type</u>	<u>Claims Paid</u>	<u>Amount Paid</u>	<ul style="list-style-type: none"> Resident Loss Both
		Resident of County	3	\$65,200.00	
		Resident and Loss in County	2	\$31,100.00	
		Claim Loss in County	1	\$30,000.00	
Totals:	6	\$126,300.00			
Okaloosa (Florida)	21,068	<u>Claimant Type</u>	<u>Claims Paid</u>	<u>Amount Paid</u>	<ul style="list-style-type: none"> Resident Loss Both
		Resident of County	1,237	\$15,275,800.00	
		Resident and Loss in County	6,641	\$114,644,400.00	
		Claim Loss in County	2,956	\$36,865,100.00	
Totals:	10,834	\$166,785,300.00			

GCCF Program Statistics - Overall Summary






(as of November 3, 2010, 5:05 PM ET)

County (Florida)	Total Claims	Claimant Type	Claims Paid	Amount Paid	Payments in County
Okeechobee (Florida)	7	<u>Claimant Type</u>	<u>Claims Paid</u>	<u>Amount Paid</u>	Payments in County  <ul style="list-style-type: none"> Loss
		Claim Loss in County	1	\$5,000.00	
		Totals:	1	\$5,000.00	
Orange (Florida)	467	<u>Claimant Type</u>	<u>Claims Paid</u>	<u>Amount Paid</u>	Payments in County  <ul style="list-style-type: none"> Resident Both
		Resident of County	57	\$815,200.00	
		Resident and Loss in County	6	\$185,000.00	
Totals:	63	\$1,000,200.00			
Osceola (Florida)	33	<u>Claimant Type</u>	<u>Claims Paid</u>	<u>Amount Paid</u>	Payments in County  <ul style="list-style-type: none"> Resident
		Resident of County	4	\$33,600.00	
		Totals:	4	\$33,600.00	
Palm Beach (Florida)	309	<u>Claimant Type</u>	<u>Claims Paid</u>	<u>Amount Paid</u>	Payments in County  <ul style="list-style-type: none"> Resident Loss Both
		Resident of County	17	\$237,600.00	
		Resident and Loss in County	9	\$455,500.00	
Claim Loss in County	2	\$12,200.00			
Totals:	28	\$705,300.00			
Pasco (Florida)	441	<u>Claimant Type</u>	<u>Claims Paid</u>	<u>Amount Paid</u>	Payments in County  <ul style="list-style-type: none"> Resident Loss Both
		Resident of County	73	\$1,172,300.00	
		Resident and Loss in County	94	\$2,543,700.00	
Claim Loss in County	19	\$302,600.00			
Totals:	186	\$4,018,600.00			

GCCF Program Statistics - Overall Summary (as of November 3, 2010, 5:05 PM ET)

County (Florida)	Total Claims	Claimant Type	Claims Paid	Amount Paid	Payments in County
Pinellas (Florida)	2,816	<u>Claimant Type</u>	<u>Claims Paid</u>	<u>Amount Paid</u>	
		Resident of County	52	\$1,415,900.00	
		Resident and Loss in County	546	\$9,491,900.00	
		Claim Loss in County	114	\$1,678,500.00	
		Totals:	712	\$12,586,300.00	
Polk (Florida)	172	<u>Claimant Type</u>	<u>Claims Paid</u>	<u>Amount Paid</u>	
		Resident of County	12	\$168,600.00	
		Resident and Loss in County	5	\$145,000.00	
		Claim Loss in County	1	\$9,200.00	
		Totals:	18	\$322,800.00	
Putnam (Florida)	10	<u>Claimant Type</u>	<u>Claims Paid</u>	<u>Amount Paid</u>	
		Resident and Loss in County	2	\$51,500.00	
		Totals:	2	\$51,500.00	
Santa Rosa (Florida)	7,283	<u>Claimant Type</u>	<u>Claims Paid</u>	<u>Amount Paid</u>	
		Resident of County	872	\$9,860,700.00	
		Resident and Loss in County	1,588	\$32,965,900.00	
		Claim Loss in County	1,134	\$13,359,000.00	
		Totals:	3,594	\$56,185,600.00	
Sarasota (Florida)	348	<u>Claimant Type</u>	<u>Claims Paid</u>	<u>Amount Paid</u>	
		Resident of County	13	\$132,400.00	
		Resident and Loss in County	35	\$1,188,200.00	
		Claim Loss in County	9	\$131,500.00	
		Totals:	57	\$1,452,100.00	

GCCF Program Statistics - Overall Summary (as of November 3, 2010, 5:05 PM ET)

County (Florida)	Total Claims	Claimant Type	Claims Paid	Amount Paid	Payments in County
Seminole (Florida)	69	<u>Claimant Type</u>	<u>Claims Paid</u>	<u>Amount Paid</u>	Payments in County  <ul style="list-style-type: none"> Resident
		Resident of County	13	\$189,300.00	
		Totals:	13	\$189,300.00	
St. Johns (Florida)	45	<u>Claimant Type</u>	<u>Claims Paid</u>	<u>Amount Paid</u>	Payments in County  <ul style="list-style-type: none"> Resident Both
		Resident of County	8	\$145,300.00	
		Resident and Loss in County	4	\$76,500.00	
Totals:	12	\$221,800.00			
St. Lucie (Florida)	76	<u>Claimant Type</u>	<u>Claims Paid</u>	<u>Amount Paid</u>	Payments in County  <ul style="list-style-type: none"> Resident Both
		Resident of County	4	\$76,500.00	
		Resident and Loss in County	2	\$62,800.00	
Totals:	6	\$139,300.00			
Sumter (Florida)	13	<u>Claimant Type</u>	<u>Claims Paid</u>	<u>Amount Paid</u>	Payments in County  <ul style="list-style-type: none"> Resident
		Resident of County	7	\$153,300.00	
		Totals:	7	\$153,300.00	
Suwannee (Florida)	10	<u>Claimant Type</u>	<u>Claims Paid</u>	<u>Amount Paid</u>	Payments in County  <ul style="list-style-type: none"> Resident
		Resident of County	1	\$3,200.00	
		Totals:	1	\$3,200.00	

GCCF Program Statistics - Overall Summary (as of November 3, 2010, 5:05 PM ET)

County (Florida)	Total Claims	Claimant Type	Claims Paid	Amount Paid	Payments in County
Taylor (Florida)	65	<u>Claimant Type</u>	<u>Claims Paid</u>	<u>Amount Paid</u>	
		Resident of County	8	\$298,200.00	
		Resident and Loss in County	33	\$1,269,800.00	
		Claim Loss in County	1	\$4,800.00	
Totals:	42	\$1,572,800.00			
Unknown (Florida)	149	<u>Claimant Type</u>	<u>Claims Paid</u>	<u>Amount Paid</u>	
		Resident of County	34	\$757,100.00	
		Totals:	34	\$757,100.00	
Volusia (Florida)	74	<u>Claimant Type</u>	<u>Claims Paid</u>	<u>Amount Paid</u>	
		Resident of County	5	\$184,100.00	
		Resident and Loss in County	4	\$482,000.00	
		Claim Loss in County	3	\$33,800.00	
Totals:	12	\$699,900.00			
Wakulla (Florida)	540	<u>Claimant Type</u>	<u>Claims Paid</u>	<u>Amount Paid</u>	
		Resident of County	34	\$835,800.00	
		Resident and Loss in County	281	\$6,337,200.00	
		Claim Loss in County	28	\$714,700.00	
Totals:	343	\$7,887,700.00			
Walton (Florida)	9,976	<u>Claimant Type</u>	<u>Claims Paid</u>	<u>Amount Paid</u>	
		Resident of County	870	\$16,214,100.00	
		Resident and Loss in County	2,596	\$46,650,300.00	
		Claim Loss in County	2,008	\$22,176,100.00	
Totals:	5,474	\$85,040,500.00			

GCCF Program Statistics - Overall Summary

(as of November 3, 2010, 5:05 PM ET)


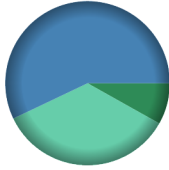

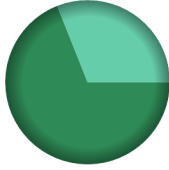
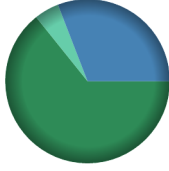
County	Total Claims	Claimant Type	Claims Paid	Amount Paid	Payments in County
Washington (Florida)	904	<u>Claimant Type</u>	<u>Claims Paid</u>	<u>Amount Paid</u>	<p>Payments in County</p> <ul style="list-style-type: none"> Resident Loss Both
		Resident of County	192	\$1,710,300.00	
		Resident and Loss in County	36	\$402,900.00	
		Claim Loss in County	6	\$62,500.00	
Totals:	234	\$2,175,700.00			
Acadia (Louisiana)	117	<u>Claimant Type</u>	<u>Claims Paid</u>	<u>Amount Paid</u>	<p>Payments in County</p> <ul style="list-style-type: none"> Resident Loss Both
		Resident of County	12	\$286,900.00	
		Resident and Loss in County	7	\$290,600.00	
		Claim Loss in County	4	\$70,900.00	
Totals:	23	\$648,400.00			
Allen (Louisiana)	48	<u>Claimant Type</u>	<u>Claims Paid</u>	<u>Amount Paid</u>	<p>Payments in County</p> <ul style="list-style-type: none"> Resident Loss
		Resident of County	1	\$30,000.00	
		Claim Loss in County	2	\$38,600.00	
Totals:	3	\$68,600.00			
Ascension (Louisiana)	1,071	<u>Claimant Type</u>	<u>Claims Paid</u>	<u>Amount Paid</u>	<p>Payments in County</p> <ul style="list-style-type: none"> Resident Loss Both
		Resident of County	47	\$628,600.00	
		Resident and Loss in County	12	\$314,500.00	
		Claim Loss in County	2	\$20,900.00	
Totals:	61	\$964,000.00			
Assumption (Louisiana)	728	<u>Claimant Type</u>	<u>Claims Paid</u>	<u>Amount Paid</u>	<p>Payments in County</p> <ul style="list-style-type: none"> Resident Loss Both
		Resident of County	29	\$655,500.00	
		Resident and Loss in County	70	\$1,088,200.00	
		Claim Loss in County	7	\$117,500.00	
Totals:	106	\$1,861,200.00			

GCCF Program Statistics - Overall Summary (as of November 3, 2010, 5:05 PM ET)

Parish (Louisiana)	Total Claims	Claimant Type	Claims Paid	Amount Paid	Payments in County
Avoyelles (Louisiana)	93	<u>Claimant Type</u>	<u>Claims Paid</u>	<u>Amount Paid</u>	
		Resident of County	12	\$137,200.00	
		Resident and Loss in County	12	\$666,800.00	
		Claim Loss in County	2	\$38,200.00	
Totals:	26	\$842,200.00			
Beauregard (Louisiana)	22	<u>Claimant Type</u>	<u>Claims Paid</u>	<u>Amount Paid</u>	
		Resident of County	3	\$135,200.00	
		Resident and Loss in County	4	\$76,000.00	
		Totals:	7	\$211,200.00	
Bossier (Louisiana)	45	<u>Claimant Type</u>	<u>Claims Paid</u>	<u>Amount Paid</u>	
		Resident of County	5	\$62,500.00	
		Totals:	5	\$62,500.00	
Caddo (Louisiana)	112	<u>Claimant Type</u>	<u>Claims Paid</u>	<u>Amount Paid</u>	
		Resident of County	13	\$129,200.00	
		Totals:	13	\$129,200.00	
Calcasieu (Louisiana)	724	<u>Claimant Type</u>	<u>Claims Paid</u>	<u>Amount Paid</u>	
		Resident of County	115	\$2,988,000.00	
		Resident and Loss in County	93	\$2,230,300.00	
		Claim Loss in County	23	\$481,100.00	
		Totals:	231	\$5,699,400.00	

GCCF Program Statistics - Overall Summary

(as of November 3, 2010, 5:05 PM ET)

County (Louisiana)	Total Claims	Claimant Type	Claims Paid	Amount Paid	Payments in County
Caldwell	6	<u>Claimant Type</u>	<u>Claims Paid</u>	<u>Amount Paid</u>	Payments in County 
		Resident of County	2	\$7,300.00	
		Totals:	2	\$7,300.00	
Cameron	341	<u>Claimant Type</u>	<u>Claims Paid</u>	<u>Amount Paid</u>	Payments in County 
		Resident of County	20	\$514,400.00	
		Resident and Loss in County	129	\$3,604,700.00	
		Claim Loss in County	83	\$2,196,400.00	
		Totals:	232	\$6,315,500.00	
Claiborne	3	<u>Claimant Type</u>	<u>Claims Paid</u>	<u>Amount Paid</u>	Payments in County 
		Claim Loss in County	1	\$80,400.00	
		Totals:	1	\$80,400.00	
Concordia	38	<u>Claimant Type</u>	<u>Claims Paid</u>	<u>Amount Paid</u>	Payments in County 
		Resident of County	3	\$155,700.00	
		Resident and Loss in County	2	\$70,000.00	
		Totals:	5	\$225,700.00	
E. Baton Rouge	2,701	<u>Claimant Type</u>	<u>Claims Paid</u>	<u>Amount Paid</u>	Payments in County 
		Resident of County	166	\$2,891,100.00	
		Resident and Loss in County	48	\$1,388,900.00	
		Claim Loss in County	12	\$219,600.00	
		Totals:	226	\$4,499,600.00	

GCCF Program Statistics - Overall Summary (as of November 3, 2010, 5:05 PM ET)

Parish (Louisiana)	Total Claims	Claimant Type	Claims Paid	Amount Paid	Payments in County
E. Feliciana (Louisiana)	32	<u>Claimant Type</u>	<u>Claims Paid</u>	<u>Amount Paid</u>	
		Resident of County	1	\$14,000.00	
		Resident and Loss in County	3	\$115,000.00	
		Claim Loss in County	1	\$20,000.00	
Totals:	5	\$149,000.00			
Evangeline (Louisiana)	55	<u>Claimant Type</u>	<u>Claims Paid</u>	<u>Amount Paid</u>	
		Resident of County	5	\$103,900.00	
		Resident and Loss in County	4	\$70,300.00	
		Totals:	9	\$174,200.00	
Franklin (Louisiana)	8	<u>Claimant Type</u>	<u>Claims Paid</u>	<u>Amount Paid</u>	
		Resident of County	3	\$35,200.00	
		Totals:	3	\$35,200.00	
Grant (Louisiana)	16	<u>Claimant Type</u>	<u>Claims Paid</u>	<u>Amount Paid</u>	
		Resident of County	1	\$15,500.00	
		Claim Loss in County	1	\$10,000.00	
		Totals:	2	\$25,500.00	
Iberia (Louisiana)	1,116	<u>Claimant Type</u>	<u>Claims Paid</u>	<u>Amount Paid</u>	
		Resident of County	114	\$3,329,500.00	
		Resident and Loss in County	240	\$6,045,700.00	
		Claim Loss in County	115	\$2,682,800.00	
		Totals:	469	\$12,058,000.00	

GCCF Program Statistics - Overall Summary

(as of November 3, 2010, 5:05 PM ET)

County (Louisiana)	Total Claims	Claimant Type	Claims Paid	Amount Paid	Payments in County
Iberville (Louisiana)	275	<u>Claimant Type</u>	<u>Claims Paid</u>	<u>Amount Paid</u>	
		Resident of County	11	\$273,300.00	
		Resident and Loss in County	48	\$813,200.00	
		Claim Loss in County	6	\$138,300.00	
		Totals:	65	\$1,224,800.00	
Jackson (Louisiana)	2	<u>Claimant Type</u>	<u>Claims Paid</u>	<u>Amount Paid</u>	
		Resident of County	1	\$18,600.00	
		Resident and Loss in County	1	\$4,500.00	
		Totals:	2	\$23,100.00	
		Jefferson (Louisiana)	50,310	<u>Claimant Type</u>	
Resident of County	3,091			\$39,277,100.00	
Resident and Loss in County	5,391			\$86,818,100.00	
Claim Loss in County	2,198			\$26,914,700.00	
Totals:	10,680			\$153,009,900.00	
Jefferson Davis (Louisiana)	49	<u>Claimant Type</u>	<u>Claims Paid</u>	<u>Amount Paid</u>	
		Resident of County	5	\$53,700.00	
		Resident and Loss in County	8	\$231,500.00	
		Claim Loss in County	2	\$65,000.00	
		Totals:	15	\$350,200.00	
Lafayette (Louisiana)	1,412	<u>Claimant Type</u>	<u>Claims Paid</u>	<u>Amount Paid</u>	
		Resident of County	203	\$4,909,900.00	
		Resident and Loss in County	133	\$3,741,000.00	
		Claim Loss in County	84	\$2,042,100.00	
		Totals:	420	\$10,693,000.00	

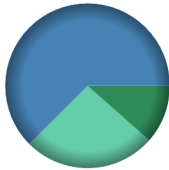
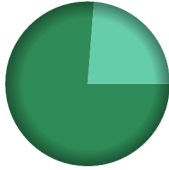
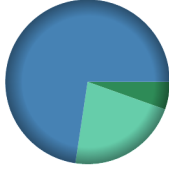
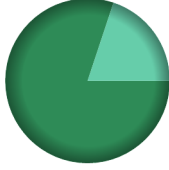

GCCF Program Statistics - Overall Summary

(as of November 3, 2010, 5:05 PM ET)

County (Louisiana)	Total Claims	Claimant Type	Claims Paid	Amount Paid	Payments in County
Lafourche (Louisiana)	3,304	<u>Claimant Type</u>	<u>Claims Paid</u>	<u>Amount Paid</u>	<p>Payments in County</p> <ul style="list-style-type: none"> Resident Loss Both
		Resident of County	196	\$3,801,300.00	
		Resident and Loss in County	1,017	\$34,244,300.00	
		Claim Loss in County	279	\$4,995,100.00	
Totals:	1,492	\$43,040,700.00			
Lincoln (Louisiana)	27	<u>Claimant Type</u>	<u>Claims Paid</u>	<u>Amount Paid</u>	<p>Payments in County</p> <ul style="list-style-type: none"> Resident
		Resident of County	4	\$133,100.00	
		Totals:	4	\$133,100.00	
Livingston (Louisiana)	342	<u>Claimant Type</u>	<u>Claims Paid</u>	<u>Amount Paid</u>	<p>Payments in County</p> <ul style="list-style-type: none"> Resident Loss Both
		Resident of County	43	\$1,009,500.00	
		Resident and Loss in County	21	\$856,400.00	
		Claim Loss in County	5	\$95,000.00	
Totals:	69	\$1,960,900.00			
Madison (Louisiana)	5	<u>Claimant Type</u>	<u>Claims Paid</u>	<u>Amount Paid</u>	<p>Payments in County</p> <ul style="list-style-type: none"> Resident
		Resident of County	1	\$16,200.00	
		Totals:	1	\$16,200.00	
Natchitoches (Louisiana)	21	<u>Claimant Type</u>	<u>Claims Paid</u>	<u>Amount Paid</u>	<p>Payments in County</p> <ul style="list-style-type: none"> Resident Both
		Resident of County	3	\$61,000.00	
		Resident and Loss in County	3	\$55,400.00	
		Totals:	6	\$116,400.00	



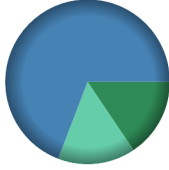
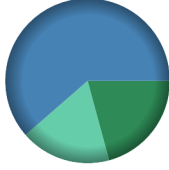

GCCF Program Statistics - Overall Summary

(as of November 3, 2010, 5:05 PM ET)

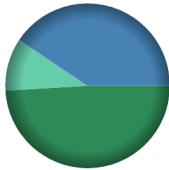
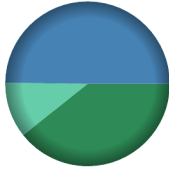
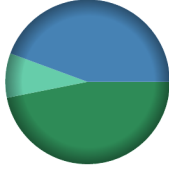
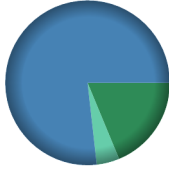
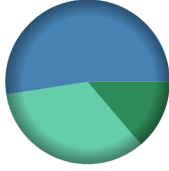
Parish (Louisiana)	Total Claims	Claimant Type	Claims Paid	Amount Paid	Payments in County
Orleans (Louisiana)	58,421				 <ul style="list-style-type: none"> ■ Resident ■ Loss ■ Both
		Resident of County	1,826	\$19,647,100.00	
		Resident and Loss in County	9,324	\$106,521,600.00	
		Claim Loss in County	3,631	\$44,298,500.00	
		Totals:	14,781	\$170,467,200.00	
Ouachita (Louisiana)	108				 <ul style="list-style-type: none"> ■ Resident ■ Both
		Resident of County	24	\$336,000.00	
		Resident and Loss in County	4	\$104,600.00	
		Totals:	28	\$440,600.00	
Plaquemines (Louisiana)	4,652				 <ul style="list-style-type: none"> ■ Resident ■ Loss ■ Both
		Resident of County	151	\$4,519,100.00	
		Resident and Loss in County	1,093	\$60,326,000.00	
		Claim Loss in County	636	\$18,215,500.00	
		Totals:	1,880	\$83,060,600.00	
Pointe Coupee (Louisiana)	41				 <ul style="list-style-type: none"> ■ Resident ■ Both
		Resident of County	4	\$120,800.00	
		Resident and Loss in County	2	\$30,000.00	
		Totals:	6	\$150,800.00	
Rapides (Louisiana)	194				 <ul style="list-style-type: none"> ■ Resident ■ Both
		Resident of County	19	\$354,200.00	
		Resident and Loss in County	5	\$309,800.00	
		Totals:	24	\$664,000.00	

GCCF Program Statistics - Overall Summary

(as of November 3, 2010, 5:05 PM ET)

County (Louisiana)	Total Claims	Claimant Type	Claims Paid	Amount Paid	Payments in County
Richland	5	<u>Claimant Type</u>	<u>Claims Paid</u>	<u>Amount Paid</u>	Payments in County 
		Resident of County	3	\$114,400.00	
		Totals:	3	\$114,400.00	
Sabine	8	<u>Claimant Type</u>	<u>Claims Paid</u>	<u>Amount Paid</u>	Payments in County 
		Resident of County	1	\$16,800.00	
		Totals:	1	\$16,800.00	
St. Bernard	4,941	<u>Claimant Type</u>	<u>Claims Paid</u>	<u>Amount Paid</u>	Payments in County 
		Resident of County	399	\$5,176,400.00	
		Resident and Loss in County	754	\$23,001,800.00	
		Claim Loss in County	224	\$5,073,600.00	
		Totals:	1,377	\$33,251,800.00	
St. Charles	3,626	<u>Claimant Type</u>	<u>Claims Paid</u>	<u>Amount Paid</u>	Payments in County 
		Resident of County	220	\$2,478,200.00	
		Resident and Loss in County	291	\$7,319,600.00	
		Claim Loss in County	158	\$2,123,000.00	
		Totals:	669	\$11,920,800.00	
St. Helena	37	<u>Claimant Type</u>	<u>Claims Paid</u>	<u>Amount Paid</u>	Payments in County 
		Resident of County	3	\$50,500.00	
		Claim Loss in County	1	\$25,000.00	
		Totals:	4	\$75,500.00	

GCCF Program Statistics - Overall Summary (as of November 3, 2010, 5:05 PM ET)

Parish (Louisiana)	Total Claims	Claimant Type	Claims Paid	Amount Paid	Payments in County
St. James (Louisiana)	954	<u>Claimant Type</u>	<u>Claims Paid</u>	<u>Amount Paid</u>	 <ul style="list-style-type: none"> ■ Resident ■ Loss ■ Both
		Resident of County	14	\$243,600.00	
		Resident and Loss in County	8	\$201,500.00	
		Claim Loss in County	1	\$51,300.00	
Totals:	23	\$496,400.00			
St. John The Baptist (Louisiana)	4,454	<u>Claimant Type</u>	<u>Claims Paid</u>	<u>Amount Paid</u>	 <ul style="list-style-type: none"> ■ Resident ■ Loss ■ Both
		Resident of County	197	\$1,827,000.00	
		Resident and Loss in County	134	\$2,314,600.00	
		Claim Loss in County	48	\$506,400.00	
Totals:	379	\$4,648,000.00			
St. Landry (Louisiana)	207	<u>Claimant Type</u>	<u>Claims Paid</u>	<u>Amount Paid</u>	 <ul style="list-style-type: none"> ■ Resident ■ Loss ■ Both
		Resident of County	23	\$559,500.00	
		Resident and Loss in County	17	\$529,700.00	
		Claim Loss in County	4	\$104,300.00	
Totals:	44	\$1,193,500.00			
St. Martin (Louisiana)	611	<u>Claimant Type</u>	<u>Claims Paid</u>	<u>Amount Paid</u>	 <ul style="list-style-type: none"> ■ Resident ■ Loss ■ Both
		Resident of County	53	\$1,059,200.00	
		Resident and Loss in County	204	\$4,338,450.00	
		Claim Loss in County	19	\$253,000.00	
Totals:	276	\$5,650,650.00			
St. Mary (Louisiana)	1,511	<u>Claimant Type</u>	<u>Claims Paid</u>	<u>Amount Paid</u>	 <ul style="list-style-type: none"> ■ Resident ■ Loss ■ Both
		Resident of County	103	\$2,252,900.00	
		Resident and Loss in County	335	\$8,573,300.00	
		Claim Loss in County	176	\$5,516,000.00	
Totals:	614	\$16,342,200.00			

GCCF Program Statistics - Overall Summary

(as of November 3, 2010, 5:05 PM ET)

County (Louisiana)	Total Claims	Claimant Type	Claims Paid	Amount Paid	Payments in County
St. Tammany	6,696	<u>Claimant Type</u>	<u>Claims Paid</u>	<u>Amount Paid</u>	<p>Payments in County</p> <ul style="list-style-type: none"> Resident Loss Both
		Resident of County	614	\$10,086,400.00	
		Resident and Loss in County	990	\$21,792,300.00	
		Claim Loss in County	312	\$4,809,565.00	
		Totals:	1,916	\$36,688,265.00	
Tangipahoa	1,535	<u>Claimant Type</u>	<u>Claims Paid</u>	<u>Amount Paid</u>	<p>Payments in County</p> <ul style="list-style-type: none"> Resident Loss Both
		Resident of County	120	\$2,510,500.00	
		Resident and Loss in County	96	\$2,042,800.00	
		Claim Loss in County	23	\$728,700.00	
		Totals:	239	\$5,282,000.00	
Terrebonne	5,450	<u>Claimant Type</u>	<u>Claims Paid</u>	<u>Amount Paid</u>	<p>Payments in County</p> <ul style="list-style-type: none"> Resident Loss Both
		Resident of County	165	\$3,523,300.00	
		Resident and Loss in County	2,091	\$56,796,100.00	
		Claim Loss in County	373	\$8,821,600.00	
		Totals:	2,629	\$69,141,000.00	
Union	9	<u>Claimant Type</u>	<u>Claims Paid</u>	<u>Amount Paid</u>	<p>Payments in County</p> <ul style="list-style-type: none"> Resident Both
		Resident of County	2	\$95,500.00	
		Resident and Loss in County	1	\$40,800.00	
		Totals:	3	\$136,300.00	
Unknown	290	<u>Claimant Type</u>	<u>Claims Paid</u>	<u>Amount Paid</u>	<p>Payments in County</p> <ul style="list-style-type: none"> Resident
		Resident of County	53	\$937,500.00	
		Totals:	53	\$937,500.00	

GCCF Program Statistics - Overall Summary

(as of November 3, 2010, 5:05 PM ET)






County (Louisiana)	Total Claims	Claimant Type	Claims Paid	Amount Paid	Payments in County
Vermilion (Louisiana)	1,232	<u>Claimant Type</u>	<u>Claims Paid</u>	<u>Amount Paid</u>	Payments in County  <ul style="list-style-type: none"> ■ Resident ■ Loss ■ Both
		Resident of County	112	\$2,422,300.00	
		Resident and Loss in County	554	\$13,124,700.00	
		Claim Loss in County	168	\$22,271,600.00	
Totals:	834	\$37,818,600.00			
Vernon (Louisiana)	19	<u>Claimant Type</u>	<u>Claims Paid</u>	<u>Amount Paid</u>	Payments in County  <ul style="list-style-type: none"> ■ Resident ■ Loss
		Resident of County	1	\$10,000.00	
		Claim Loss in County	3	\$124,000.00	
Totals:	4	\$134,000.00			
W. Baton Rouge (Louisiana)	116	<u>Claimant Type</u>	<u>Claims Paid</u>	<u>Amount Paid</u>	Payments in County  <ul style="list-style-type: none"> ■ Loss ■ Both
		Resident and Loss in County	1	\$28,100.00	
		Claim Loss in County	1	\$3,700.00	
Totals:	2	\$31,800.00			
W. Feliciana (Louisiana)	18	<u>Claimant Type</u>	<u>Claims Paid</u>	<u>Amount Paid</u>	Payments in County  <ul style="list-style-type: none"> ■ Resident
		Resident of County	1	\$8,000.00	
Totals:	1	\$8,000.00			
Washington (Louisiana)	267	<u>Claimant Type</u>	<u>Claims Paid</u>	<u>Amount Paid</u>	Payments in County  <ul style="list-style-type: none"> ■ Resident ■ Loss ■ Both
		Resident of County	21	\$656,900.00	
		Resident and Loss in County	13	\$555,600.00	
		Claim Loss in County	1	\$9,000.00	
Totals:	35	\$1,221,500.00			

GCCF Program Statistics - Overall Summary (as of November 3, 2010, 5:05 PM ET)

County	Total Claims	Claimant Type	Claims Paid	Amount Paid	Payments in County
Webster (Louisiana)	10	<u>Claimant Type</u>	<u>Claims Paid</u>	<u>Amount Paid</u>	Payments in County  Resident
		Resident of County	1	\$91,000.00	
		Totals:	1	\$91,000.00	
Amite (Mississippi)	26	<u>Claimant Type</u>	<u>Claims Paid</u>	<u>Amount Paid</u>	Payments in County  Resident
		Resident of County	1	\$22,100.00	
		Totals:	1	\$22,100.00	
Bolivar (Mississippi)	8	<u>Claimant Type</u>	<u>Claims Paid</u>	<u>Amount Paid</u>	Payments in County  Resident
		Resident of County	1	\$2,100.00	
		Totals:	1	\$2,100.00	
Calhoun (Mississippi)	4	<u>Claimant Type</u>	<u>Claims Paid</u>	<u>Amount Paid</u>	Payments in County  Resident
		Resident of County	1	\$55,000.00	
		Totals:	1	\$55,000.00	
Chickasaw (Mississippi)	1	<u>Claimant Type</u>	<u>Claims Paid</u>	<u>Amount Paid</u>	Payments in County  Resident
		Resident of County	1	\$6,000.00	
		Totals:	1	\$6,000.00	



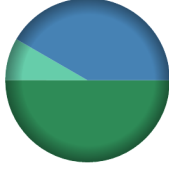

GCCF Program Statistics - Overall Summary

(as of November 3, 2010, 5:05 PM ET)

County (Mississippi)	Total Claims	Claimant Type	Claims Paid	Amount Paid	Payments in County
Claiborne	11	Resident of County	1	\$17,600.00	 ■ Resident
		Totals:	1	\$17,600.00	
Clarke	57	Resident of County	4	\$112,900.00	 ■ Resident
		Totals:	4	\$112,900.00	
Coahoma	4	Resident of County	1	\$35,000.00	 ■ Resident
		Totals:	1	\$35,000.00	
Copiah	24	Resident of County	1	\$20,000.00	 ■ Resident
		Totals:	1	\$20,000.00	
Covington	100	Resident of County	2	\$39,400.00	 ■ Resident
		Totals:	2	\$39,400.00	

GCCF Program Statistics - Overall Summary

(as of November 3, 2010, 5:05 PM ET)

County (Mississippi)	Total Claims	Claimant Type	Claims Paid	Amount Paid	Payments in County
Desoto (Mississippi)	38	<u>Claimant Type</u>	<u>Claims Paid</u>	<u>Amount Paid</u>	Payments in County  <ul style="list-style-type: none"> Resident
		Resident of County	15	\$171,100.00	
		Totals:	15	\$171,100.00	
		Forrest (Mississippi)	831	<u>Claimant Type</u>	
Resident of County	50			\$670,600.00	
Resident and Loss in County	15			\$433,500.00	
Claim Loss in County	4			\$21,200.00	
Totals:	69	\$1,125,300.00			
Franklin (Mississippi)	12	<u>Claimant Type</u>	<u>Claims Paid</u>	<u>Amount Paid</u>	Payments in County  <ul style="list-style-type: none"> Resident Loss
		Resident of County	1	\$7,500.00	
		Claim Loss in County	1	\$14,600.00	
		Totals:	2	\$22,100.00	
George (Mississippi)	421	<u>Claimant Type</u>	<u>Claims Paid</u>	<u>Amount Paid</u>	Payments in County  <ul style="list-style-type: none"> Resident Loss Both
		Resident of County	53	\$813,700.00	
		Resident and Loss in County	20	\$677,300.00	
		Claim Loss in County	7	\$135,200.00	
Totals:	80	\$1,626,200.00			
Greene (Mississippi)	109	<u>Claimant Type</u>	<u>Claims Paid</u>	<u>Amount Paid</u>	Payments in County  <ul style="list-style-type: none"> Resident Both
		Resident of County	6	\$60,800.00	
		Resident and Loss in County	5	\$31,900.00	
		Totals:	11	\$92,700.00	

GCCF Program Statistics - Overall Summary

(as of November 3, 2010, 5:05 PM ET)

County (Mississippi)	Total Claims	Claimant Type	Claims Paid	Amount Paid	Payments in County
Hancock	2,994	<u>Claimant Type</u>	<u>Claims Paid</u>	<u>Amount Paid</u>	<p>Payments in County</p> <ul style="list-style-type: none"> Resident Loss Both
		Resident of County	170	\$2,577,000.00	
		Resident and Loss in County	654	\$14,947,300.00	
		Claim Loss in County	122	\$2,265,100.00	
		Totals:	946	\$19,789,400.00	
Harrison	23,107	<u>Claimant Type</u>	<u>Claims Paid</u>	<u>Amount Paid</u>	<p>Payments in County</p> <ul style="list-style-type: none"> Resident Loss Both
		Resident of County	482	\$7,125,936.50	
		Resident and Loss in County	4,658	\$73,068,500.00	
		Claim Loss in County	863	\$11,586,200.00	
		Totals:	6,003	\$91,780,636.50	
Hinds	185	<u>Claimant Type</u>	<u>Claims Paid</u>	<u>Amount Paid</u>	<p>Payments in County</p> <ul style="list-style-type: none"> Resident Loss Both
		Resident of County	18	\$264,300.00	
		Resident and Loss in County	2	\$6,100.00	
		Claim Loss in County	4	\$74,000.00	
		Totals:	24	\$344,400.00	
Humphreys	3	<u>Claimant Type</u>	<u>Claims Paid</u>	<u>Amount Paid</u>	<p>Payments in County</p> <ul style="list-style-type: none"> Resident Loss
		Resident of County	1	\$9,300.00	
		Claim Loss in County	1	\$28,000.00	
		Totals:	2	\$37,300.00	
Itawamba	2	<u>Claimant Type</u>	<u>Claims Paid</u>	<u>Amount Paid</u>	<p>Payments in County</p> <ul style="list-style-type: none"> Resident
		Resident of County	1	\$6,000.00	
		Totals:	1	\$6,000.00	


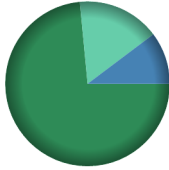

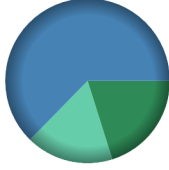

GCCF Program Statistics - Overall Summary

(as of November 3, 2010, 5:05 PM ET)




County (Mississippi)	Total Claims	Claimant Type	Claims Paid	Amount Paid	Payments in County
Jackson	10,629	<u>Claimant Type</u>	<u>Claims Paid</u>	<u>Amount Paid</u>	
		Resident of County	611	\$7,693,500.00	
		Resident and Loss in County	1,308	\$28,634,200.00	
		Claim Loss in County	509	\$7,594,800.00	
Totals:	2,428	\$43,922,500.00			
Jasper	65	<u>Claimant Type</u>	<u>Claims Paid</u>	<u>Amount Paid</u>	
		Resident and Loss in County	1	\$25,500.00	
		Totals:	1	\$25,500.00	
Jefferson Davis	127	<u>Claimant Type</u>	<u>Claims Paid</u>	<u>Amount Paid</u>	
		Resident of County	1	\$7,200.00	
		Totals:	1	\$7,200.00	
Jones	153	<u>Claimant Type</u>	<u>Claims Paid</u>	<u>Amount Paid</u>	
		Resident of County	11	\$187,400.00	
		Resident and Loss in County	1	\$50,000.00	
		Totals:	12	\$237,400.00	
Kemper	6	<u>Claimant Type</u>	<u>Claims Paid</u>	<u>Amount Paid</u>	
		Claim Loss in County	2	\$108,800.00	
		Totals:	2	\$108,800.00	

GCCF Program Statistics - Overall Summary

(as of November 3, 2010, 5:05 PM ET)

County (Mississippi)	Total Claims	Claimant Type	Claims Paid	Amount Paid	Payments in County
Lafayette	14	<u>Claimant Type</u>	<u>Claims Paid</u>	<u>Amount Paid</u>	 <ul style="list-style-type: none"> Resident
		Resident of County	7	\$77,800.00	
		Totals:	7	\$77,800.00	
Lamar	156	<u>Claimant Type</u>	<u>Claims Paid</u>	<u>Amount Paid</u>	 <ul style="list-style-type: none"> Resident Loss Both
		Resident of County	11	\$153,900.00	
		Resident and Loss in County	2	\$21,500.00	
		Claim Loss in County	2	\$34,000.00	
Totals:	15	\$209,400.00			
Lauderdale	68	<u>Claimant Type</u>	<u>Claims Paid</u>	<u>Amount Paid</u>	 <ul style="list-style-type: none"> Resident
		Resident of County	15	\$150,100.00	
		Totals:	15	\$150,100.00	
Lawrence	89	<u>Claimant Type</u>	<u>Claims Paid</u>	<u>Amount Paid</u>	 <ul style="list-style-type: none"> Resident Loss Both
		Resident of County	2	\$21,700.00	
		Resident and Loss in County	5	\$67,500.00	
		Claim Loss in County	2	\$18,500.00	
Totals:	9	\$107,700.00			
Leake	15	<u>Claimant Type</u>	<u>Claims Paid</u>	<u>Amount Paid</u>	 <ul style="list-style-type: none"> Resident
		Resident of County	2	\$63,000.00	
		Totals:	2	\$63,000.00	

GCCF Program Statistics - Overall Summary (as of November 3, 2010, 5:05 PM ET)

County	Total Claims	Claimant Type	Claims Paid	Amount Paid	Payments in County
Lee (Mississippi)	19	<u>Claimant Type</u>	<u>Claims Paid</u>	<u>Amount Paid</u>	Payments in County  Resident
		Resident of County	8	\$88,000.00	
		Totals:	8	\$88,000.00	
		Leflore (Mississippi)	7	<u>Claimant Type</u>	
Resident of County	1			\$7,800.00	
Totals:	1			\$7,800.00	
Lincoln (Mississippi)	33			<u>Claimant Type</u>	<u>Claims Paid</u>
		Resident of County	5	\$114,200.00	
		Resident and Loss in County	1	\$22,200.00	
		Claim Loss in County	1	\$100,000.00	
		Totals:	7	\$236,400.00	
Lowndes (Mississippi)	33	<u>Claimant Type</u>	<u>Claims Paid</u>	<u>Amount Paid</u>	Payments in County  Resident Both
		Resident of County	12	\$108,100.00	
		Resident and Loss in County	1	\$2,400.00	
		Totals:	13	\$110,500.00	
Madison (Mississippi)	114	<u>Claimant Type</u>	<u>Claims Paid</u>	<u>Amount Paid</u>	Payments in County  Resident Both
		Resident of County	32	\$335,400.00	
		Resident and Loss in County	3	\$52,400.00	
		Totals:	35	\$387,800.00	

GCCF Program Statistics - Overall Summary (as of November 3, 2010, 5:05 PM ET)

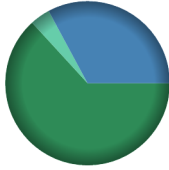




County (Mississippi)	Total Claims	Claimant Type	Claims Paid	Amount Paid	Payments in County
Marion	230	<u>Claimant Type</u>	<u>Claims Paid</u>	<u>Amount Paid</u>	
		Resident of County	6	\$134,600.00	
		Resident and Loss in County	6	\$123,400.00	
		Claim Loss in County	1	\$18,000.00	
Totals:	13	\$276,000.00			
Monroe	14	<u>Claimant Type</u>	<u>Claims Paid</u>	<u>Amount Paid</u>	
		Resident of County	10	\$97,800.00	
		Totals:	10	\$97,800.00	
Montgomery	2	<u>Claimant Type</u>	<u>Claims Paid</u>	<u>Amount Paid</u>	
		Resident of County	1	\$20,000.00	
		Totals:	1	\$20,000.00	
Neshoba	35	<u>Claimant Type</u>	<u>Claims Paid</u>	<u>Amount Paid</u>	
		Resident of County	3	\$160,600.00	
		Claim Loss in County	2	\$137,300.00	
		Totals:	5	\$297,900.00	
Newton	9	<u>Claimant Type</u>	<u>Claims Paid</u>	<u>Amount Paid</u>	
		Resident of County	2	\$80,000.00	
		Totals:	2	\$80,000.00	

GCCF Program Statistics - Overall Summary

(as of November 3, 2010, 5:05 PM ET)

County (Mississippi)	Total Claims	Claimant Type	Claims Paid	Amount Paid	Payments in County
Noxubee (Mississippi)	12	<u>Claimant Type</u>	<u>Claims Paid</u>	<u>Amount Paid</u>	Payments in County  <ul style="list-style-type: none"> Resident
		Resident of County	1	\$8,800.00	
		Totals:	1	\$8,800.00	
Oktibbeha (Mississippi)	19	<u>Claimant Type</u>	<u>Claims Paid</u>	<u>Amount Paid</u>	Payments in County  <ul style="list-style-type: none"> Resident
		Resident of County	8	\$98,800.00	
		Totals:	8	\$98,800.00	
Panola (Mississippi)	5	<u>Claimant Type</u>	<u>Claims Paid</u>	<u>Amount Paid</u>	Payments in County  <ul style="list-style-type: none"> Resident
		Resident of County	2	\$14,700.00	
		Totals:	2	\$14,700.00	
Pearl River (Mississippi)	889	<u>Claimant Type</u>	<u>Claims Paid</u>	<u>Amount Paid</u>	Payments in County  <ul style="list-style-type: none"> Resident Loss Both
		Resident of County	113	\$1,441,800.00	
		Resident and Loss in County	18	\$569,300.00	
		Claim Loss in County	1	\$44,000.00	
		Totals:	132	\$2,055,100.00	
Perry (Mississippi)	58	<u>Claimant Type</u>	<u>Claims Paid</u>	<u>Amount Paid</u>	Payments in County  <ul style="list-style-type: none"> Resident Both
		Resident of County	3	\$78,600.00	
		Resident and Loss in County	3	\$44,200.00	
		Totals:	6	\$122,800.00	

GCCF Program Statistics - Overall Summary (as of November 3, 2010, 5:05 PM ET)





Pike (Mississippi)	173	<u>Claimant Type</u>	<u>Claims Paid</u>	<u>Amount Paid</u>	Payments in County
		Resident of County	18	\$192,500.00	 <ul style="list-style-type: none"> ■ Resident ■ Loss ■ Both
		Resident and Loss in County	1	\$100,000.00	
		Claim Loss in County	1	\$12,000.00	
		Totals:	20	\$304,500.00	
Rankin (Mississippi)	96	<u>Claimant Type</u>	<u>Claims Paid</u>	<u>Amount Paid</u>	Payments in County
		Resident of County	26	\$453,300.00	 <ul style="list-style-type: none"> ■ Resident ■ Loss
		Claim Loss in County	1	\$2,000.00	
		Totals:	27	\$455,300.00	
Scott (Mississippi)	23	<u>Claimant Type</u>	<u>Claims Paid</u>	<u>Amount Paid</u>	Payments in County
		Resident of County	7	\$68,700.00	 <ul style="list-style-type: none"> ■ Resident
		Totals:	7	\$68,700.00	
Sharkey (Mississippi)	1	<u>Claimant Type</u>	<u>Claims Paid</u>	<u>Amount Paid</u>	Payments in County
		Resident of County	1	\$4,800.00	 <ul style="list-style-type: none"> ■ Resident
		Totals:	1	\$4,800.00	
Simpson (Mississippi)	45	<u>Claimant Type</u>	<u>Claims Paid</u>	<u>Amount Paid</u>	Payments in County
		Resident of County	4	\$42,700.00	 <ul style="list-style-type: none"> ■ Resident ■ Both
		Resident and Loss in County	1	\$30,800.00	
		Totals:	5	\$73,500.00	

GCCF Program Statistics - Overall Summary

(as of November 3, 2010, 5:05 PM ET)

County (Mississippi)	Total Claims	Claimant Type	Claims Paid	Amount Paid	Payments in County
Stone (Mississippi)	622	<u>Claimant Type</u>	<u>Claims Paid</u>	<u>Amount Paid</u>	
		Resident of County	79	\$1,307,700.00	
		Resident and Loss in County	18	\$707,700.00	
		Claim Loss in County	6	\$89,000.00	
Totals:	103	\$2,104,400.00			
Sunflower (Mississippi)	15	<u>Claimant Type</u>	<u>Claims Paid</u>	<u>Amount Paid</u>	
		Resident of County	3	\$26,800.00	
		Totals:	3	\$26,800.00	
Tishomingo (Mississippi)	2	<u>Claimant Type</u>	<u>Claims Paid</u>	<u>Amount Paid</u>	
		Resident of County	1	\$2,100.00	
		Totals:	1	\$2,100.00	
Unknown (Mississippi)	106	<u>Claimant Type</u>	<u>Claims Paid</u>	<u>Amount Paid</u>	
		Resident of County	15	\$249,700.00	
		Totals:	15	\$249,700.00	
Walthall (Mississippi)	59	<u>Claimant Type</u>	<u>Claims Paid</u>	<u>Amount Paid</u>	
		Resident of County	1	\$19,400.00	
		Totals:	1	\$19,400.00	

GCCF Program Statistics - Overall Summary (as of November 3, 2010, 5:05 PM ET)




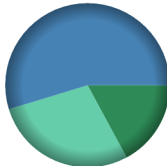

County (Mississippi)	Total Claims	Claimant Type	Claims Paid	Amount Paid	Payments in County
Warren	23	<u>Claimant Type</u>	<u>Claims Paid</u>	<u>Amount Paid</u>	Payments in County  <ul style="list-style-type: none"> Resident
		Resident of County	6	\$45,900.00	
		Totals:	6	\$45,900.00	
		Washington	16	<u>Claimant Type</u>	
Resident of County	3			\$9,600.00	
Resident and Loss in County	1			\$2,200.00	
Totals:	4			\$11,800.00	
Wayne	112	<u>Claimant Type</u>	<u>Claims Paid</u>	<u>Amount Paid</u>	Payments in County  <ul style="list-style-type: none"> Resident Loss Both
		Resident of County	3	\$89,100.00	
		Resident and Loss in County	3	\$86,600.00	
		Claim Loss in County	1	\$5,900.00	
Totals:	7	\$181,600.00			
Webster	2	<u>Claimant Type</u>	<u>Claims Paid</u>	<u>Amount Paid</u>	Payments in County  <ul style="list-style-type: none"> Resident
		Resident of County	1	\$3,000.00	
		Totals:	1	\$3,000.00	
Wilkinson	16	<u>Claimant Type</u>	<u>Claims Paid</u>	<u>Amount Paid</u>	Payments in County  <ul style="list-style-type: none"> Resident
		Resident of County	1	\$8,400.00	
		Totals:	1	\$8,400.00	

GCCF Program Statistics - Overall Summary



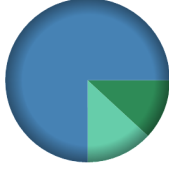

(as of November 3, 2010, 5:05 PM ET)

County	Total Claims	Claimant Type	Claims Paid	Amount Paid	Payments in County
Winston (Mississippi)	26	<u>Claimant Type</u>	<u>Claims Paid</u>	<u>Amount Paid</u>	Payments in County  <ul style="list-style-type: none"> Resident
		Resident of County	2	\$8,500.00	
		Totals:	2	\$8,500.00	
Yazoo (Mississippi)	5	<u>Claimant Type</u>	<u>Claims Paid</u>	<u>Amount Paid</u>	Payments in County  <ul style="list-style-type: none"> Resident Loss
		Resident of County	1	\$3,300.00	
		Claim Loss in County	1	\$74,400.00	
Totals:	2	\$77,700.00			
Anderson (Texas)	2	<u>Claimant Type</u>	<u>Claims Paid</u>	<u>Amount Paid</u>	Payments in County  <ul style="list-style-type: none"> Resident
		Resident of County	1	\$3,300.00	
		Totals:	1	\$3,300.00	
Angelina (Texas)	9	<u>Claimant Type</u>	<u>Claims Paid</u>	<u>Amount Paid</u>	Payments in County  <ul style="list-style-type: none"> Resident
		Resident of County	1	\$6,500.00	
		Totals:	1	\$6,500.00	
Aransas (Texas)	55	<u>Claimant Type</u>	<u>Claims Paid</u>	<u>Amount Paid</u>	Payments in County  <ul style="list-style-type: none"> Loss Both
		Resident and Loss in County	9	\$156,300.00	
		Claim Loss in County	3	\$19,100.00	
Totals:	12	\$175,400.00			




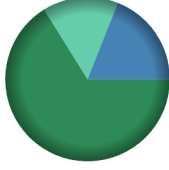

GCCF Program Statistics - Overall Summary (as of November 3, 2010, 5:05 PM ET)

County (Texas)	Total Claims	Claimant Type	Claims Paid	Amount Paid	Payments in County
Bay (Texas)	1	<u>Claimant Type</u>	<u>Claims Paid</u>	<u>Amount Paid</u>	 <ul style="list-style-type: none"> Loss
		Claim Loss in County	1	\$30,100.00	
		Totals:	1	\$30,100.00	
Bexar (Texas)	89	<u>Claimant Type</u>	<u>Claims Paid</u>	<u>Amount Paid</u>	 <ul style="list-style-type: none"> Resident Both
		Resident of County	15	\$223,300.00	
		Resident and Loss in County	2	\$182,000.00	
Totals:	17	\$405,300.00			
Bowie (Texas)	5	<u>Claimant Type</u>	<u>Claims Paid</u>	<u>Amount Paid</u>	 <ul style="list-style-type: none"> Resident
		Resident of County	1	\$2,600.00	
		Totals:	1	\$2,600.00	
Brazoria (Texas)	148	<u>Claimant Type</u>	<u>Claims Paid</u>	<u>Amount Paid</u>	 <ul style="list-style-type: none"> Resident Loss Both
		Resident of County	11	\$290,300.00	
		Resident and Loss in County	22	\$927,600.00	
Claim Loss in County	29	\$477,000.00			
Totals:	62	\$1,694,900.00			
Brazos (Texas)	9	<u>Claimant Type</u>	<u>Claims Paid</u>	<u>Amount Paid</u>	 <ul style="list-style-type: none"> Resident
		Resident of County	1	\$18,000.00	
		Totals:	1	\$18,000.00	





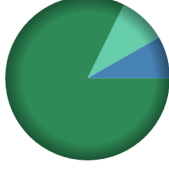
GCCF Program Statistics - Overall Summary (as of November 3, 2010, 5:05 PM ET)

County (Texas)	Total Claims	Claimant Type	Claims Paid	Amount Paid	Payments in County
Brown (Texas)	1	<u>Claimant Type</u>	<u>Claims Paid</u>	<u>Amount Paid</u>	Payments in County  <ul style="list-style-type: none"> Resident
		Resident of County	1	\$8,600.00	
		Totals:	1	\$8,600.00	
		Calhoun (Texas)	105	<u>Claimant Type</u>	
Resident of County	6			\$354,600.00	
Resident and Loss in County	5			\$441,100.00	
Claim Loss in County	22			\$259,900.00	
Totals:	33	\$1,055,600.00			
Cameron (Texas)	225	<u>Claimant Type</u>	<u>Claims Paid</u>	<u>Amount Paid</u>	Payments in County  <ul style="list-style-type: none"> Resident Both
		Resident of County	9	\$236,800.00	
		Resident and Loss in County	37	\$963,100.00	
		Totals:	46	\$1,199,900.00	
Chambers (Texas)	49	<u>Claimant Type</u>	<u>Claims Paid</u>	<u>Amount Paid</u>	Payments in County  <ul style="list-style-type: none"> Resident Loss Both
		Resident of County	4	\$111,000.00	
		Resident and Loss in County	17	\$701,400.00	
		Claim Loss in County	6	\$122,500.00	
Totals:	27	\$934,900.00			
Cherokee (Texas)	4	<u>Claimant Type</u>	<u>Claims Paid</u>	<u>Amount Paid</u>	Payments in County  <ul style="list-style-type: none"> Resident
		Resident of County	1	\$1,700.00	
		Totals:	1	\$1,700.00	

GCCF Program Statistics - Overall Summary (as of November 3, 2010, 5:05 PM ET)

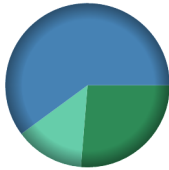
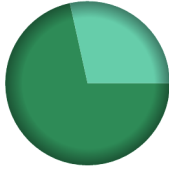

County	Total Claims	Claimant Type	Claims Paid	Amount Paid	Payments in County
Collin (Texas)	80	<u>Claimant Type</u>	<u>Claims Paid</u>	<u>Amount Paid</u>	Payments in County  <ul style="list-style-type: none"> ■ Resident ■ Loss
		Resident of County	32	\$377,400.00	
		Claim Loss in County	3	\$102,100.00	
		Totals:	35	\$479,500.00	
Colorado (Texas)	2	<u>Claimant Type</u>	<u>Claims Paid</u>	<u>Amount Paid</u>	Payments in County  <ul style="list-style-type: none"> ■ Resident
		Resident of County	1	\$36,000.00	
		Totals:	1	\$36,000.00	
Comal (Texas)	15	<u>Claimant Type</u>	<u>Claims Paid</u>	<u>Amount Paid</u>	Payments in County  <ul style="list-style-type: none"> ■ Resident
		Resident of County	8	\$181,600.00	
		Totals:	8	\$181,600.00	
Dallas (Texas)	304	<u>Claimant Type</u>	<u>Claims Paid</u>	<u>Amount Paid</u>	Payments in County  <ul style="list-style-type: none"> ■ Resident ■ Loss ■ Both
		Resident of County	37	\$506,400.00	
		Resident and Loss in County	2	\$145,500.00	
		Claim Loss in County	8	\$113,500.00	
		Totals:	47	\$765,400.00	
Denton (Texas)	37	<u>Claimant Type</u>	<u>Claims Paid</u>	<u>Amount Paid</u>	Payments in County  <ul style="list-style-type: none"> ■ Resident
		Resident of County	10	\$91,000.00	
		Totals:	10	\$91,000.00	

GCCF Program Statistics - Overall Summary (as of November 3, 2010, 5:05 PM ET)

Ector (Texas)	2	<u>Claimant Type</u>	<u>Claims Paid</u>	<u>Amount Paid</u>	Payments in County
		Resident of County	1	\$1,500.00	 <ul style="list-style-type: none"> Resident
		Totals:	1	\$1,500.00	
El Paso (Texas)	5	<u>Claimant Type</u>	<u>Claims Paid</u>	<u>Amount Paid</u>	Payments in County
		Resident of County	1	\$3,700.00	 <ul style="list-style-type: none"> Resident
		Totals:	1	\$3,700.00	
Ellis (Texas)	8	<u>Claimant Type</u>	<u>Claims Paid</u>	<u>Amount Paid</u>	Payments in County
		Resident of County	1	\$25,000.00	 <ul style="list-style-type: none"> Resident
		Totals:	1	\$25,000.00	
Foard (Texas)	1	<u>Claimant Type</u>	<u>Claims Paid</u>	<u>Amount Paid</u>	Payments in County
		Resident of County	1	\$13,000.00	 <ul style="list-style-type: none"> Resident
		Totals:	1	\$13,000.00	
Fort Bend (Texas)	166	<u>Claimant Type</u>	<u>Claims Paid</u>	<u>Amount Paid</u>	Payments in County
		Resident of County	30	\$1,285,600.00	 <ul style="list-style-type: none"> Resident Loss Both
		Resident and Loss in County	7	\$129,300.00	
		Claim Loss in County	6	\$147,300.00	
		Totals:	43	\$1,562,200.00	

GCCF Program Statistics - Overall Summary



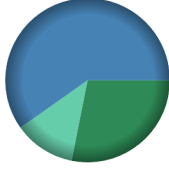


(as of November 3, 2010, 5:05 PM ET)

County (Texas)	Total Claims	Claimant Type	Claims Paid	Amount Paid	Payments in County
Galveston (Texas)	1,099	<u>Claimant Type</u>	<u>Claims Paid</u>	<u>Amount Paid</u>	 <ul style="list-style-type: none"> ■ Resident ■ Loss ■ Both
		Resident of County	122	\$3,520,700.00	
		Resident and Loss in County	339	\$8,046,600.00	
		Claim Loss in County	109	\$1,824,000.00	
Totals:	570	\$13,391,300.00			
Grayson (Texas)	4	<u>Claimant Type</u>	<u>Claims Paid</u>	<u>Amount Paid</u>	 <ul style="list-style-type: none"> ■ Resident ■ Loss
		Resident of County	1	\$8,300.00	
		Claim Loss in County	1	\$3,300.00	
Totals:	2	\$11,600.00			
Gregg (Texas)	6	<u>Claimant Type</u>	<u>Claims Paid</u>	<u>Amount Paid</u>	 <ul style="list-style-type: none"> ■ Resident
		Resident of County	3	\$25,600.00	
Totals:	3	\$25,600.00			
Guadalupe (Texas)	3	<u>Claimant Type</u>	<u>Claims Paid</u>	<u>Amount Paid</u>	 <ul style="list-style-type: none"> ■ Resident
		Resident of County	2	\$42,600.00	
Totals:	2	\$42,600.00			
Hardin (Texas)	12	<u>Claimant Type</u>	<u>Claims Paid</u>	<u>Amount Paid</u>	 <ul style="list-style-type: none"> ■ Resident ■ Both
		Resident of County	1	\$7,200.00	
		Resident and Loss in County	1	\$10,000.00	
		Totals:	2	\$17,200.00	






GCCF Program Statistics - Overall Summary (as of November 3, 2010, 5:05 PM ET)

County	Total Claims	Claimant Type	Claims Paid	Amount Paid	Payments in County
Harris (Texas)	2,266	<u>Claimant Type</u>	<u>Claims Paid</u>	<u>Amount Paid</u>	Payments in County  <ul style="list-style-type: none"> ■ Resident ■ Loss ■ Both
		Resident of County	346	\$26,478,600.00	
		Resident and Loss in County	142	\$4,045,600.00	
		Claim Loss in County	103	\$1,877,200.00	
Totals:	591	\$32,401,400.00			
Harrison (Texas)	2	<u>Claimant Type</u>	<u>Claims Paid</u>	<u>Amount Paid</u>	Payments in County  <ul style="list-style-type: none"> ■ Resident
		Resident of County	1	\$10,400.00	
		Totals:	1	\$10,400.00	
Hays (Texas)	7	<u>Claimant Type</u>	<u>Claims Paid</u>	<u>Amount Paid</u>	Payments in County  <ul style="list-style-type: none"> ■ Resident
		Resident of County	1	\$25,500.00	
		Totals:	1	\$25,500.00	
Hidalgo (Texas)	44	<u>Claimant Type</u>	<u>Claims Paid</u>	<u>Amount Paid</u>	Payments in County  <ul style="list-style-type: none"> ■ Resident ■ Loss ■ Both
		Resident of County	3	\$10,700.00	
		Resident and Loss in County	1	\$6,000.00	
		Claim Loss in County	1	\$10,300.00	
Totals:	5	\$27,000.00			
Hill (Texas)	2	<u>Claimant Type</u>	<u>Claims Paid</u>	<u>Amount Paid</u>	Payments in County  <ul style="list-style-type: none"> ■ Resident
		Resident of County	1	\$21,600.00	
		Totals:	1	\$21,600.00	

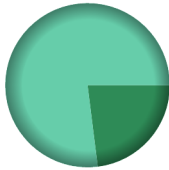

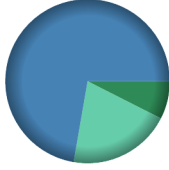


GCCF Program Statistics - Overall Summary (as of November 3, 2010, 5:05 PM ET)

County (Texas)	Total Claims	Claimant Type	Claims Paid	Amount Paid	Payments in County
Hopkins (Texas)	2	<u>Claimant Type</u>	<u>Claims Paid</u>	<u>Amount Paid</u>	Payments in County  Resident
		Resident of County	1	\$9,700.00	
		Totals:	1	\$9,700.00	
Jasper (Texas)	18	<u>Claimant Type</u>	<u>Claims Paid</u>	<u>Amount Paid</u>	Payments in County  Resident
		Resident of County	5	\$190,700.00	
		Totals:	5	\$190,700.00	
Jefferson (Texas)	1,221	<u>Claimant Type</u>	<u>Claims Paid</u>	<u>Amount Paid</u>	Payments in County  Resident Loss Both
		Resident of County	104	\$2,910,200.00	
		Resident and Loss in County	271	\$6,188,100.00	
		Claim Loss in County	52	\$1,248,200.00	
Totals:	427	\$10,346,500.00			
Jim Hogg (Texas)	1	<u>Claimant Type</u>	<u>Claims Paid</u>	<u>Amount Paid</u>	Payments in County  Loss
		Claim Loss in County	1	\$32,400.00	
		Totals:	1	\$32,400.00	
Jim Wells (Texas)	1	<u>Claimant Type</u>	<u>Claims Paid</u>	<u>Amount Paid</u>	Payments in County  Both
		Resident and Loss in County	1	\$79,900.00	
		Totals:	1	\$79,900.00	

GCCF Program Statistics - Overall Summary (as of November 3, 2010, 5:05 PM ET)

County	Total Claims	Claimant Type	Claims Paid	Amount Paid	Payments in County
Johnson (Texas)	12	Resident of County	4	\$131,000.00	 ■ Resident
		Totals:	4	\$131,000.00	
Kaufman (Texas)	6	Resident of County	1	\$11,600.00	 ■ Resident
		Totals:	1	\$11,600.00	
Kendall (Texas)	2	Resident of County	2	\$15,700.00	 ■ Resident
		Totals:	2	\$15,700.00	
Kleberg (Texas)	1	Resident of County	1	\$32,400.00	 ■ Resident
		Totals:	1	\$32,400.00	
Lamar (Texas)	1	Resident of County	1	\$3,200.00	 ■ Resident
		Totals:	1	\$3,200.00	


GCCF Program Statistics - Overall Summary (as of November 3, 2010, 5:05 PM ET)

County (Texas)	Total Claims	Claimant Type	Claims Paid	Amount Paid	Payments in County
Liberty (Texas)	13	<u>Claimant Type</u>	<u>Claims Paid</u>	<u>Amount Paid</u>	Payments in County  <ul style="list-style-type: none"> ■ Resident ■ Both
		Resident of County	2	\$31,400.00	
		Resident and Loss in County	2	\$105,000.00	
		Totals:	4	\$136,400.00	
Lubbock (Texas)	4	<u>Claimant Type</u>	<u>Claims Paid</u>	<u>Amount Paid</u>	Payments in County  <ul style="list-style-type: none"> ■ Resident
		Resident of County	1	\$2,400.00	
		Totals:	1	\$2,400.00	
Matagorda (Texas)	215	<u>Claimant Type</u>	<u>Claims Paid</u>	<u>Amount Paid</u>	Payments in County  <ul style="list-style-type: none"> ■ Resident ■ Loss ■ Both
		Resident of County	12	\$297,900.00	
		Resident and Loss in County	66	\$2,879,500.00	
		Claim Loss in County	11	\$806,400.00	
		Totals:	89	\$3,983,800.00	
McLennan (Texas)	15	<u>Claimant Type</u>	<u>Claims Paid</u>	<u>Amount Paid</u>	Payments in County  <ul style="list-style-type: none"> ■ Resident
		Resident of County	10	\$196,100.00	
		Totals:	10	\$196,100.00	
Milam (Texas)	1	<u>Claimant Type</u>	<u>Claims Paid</u>	<u>Amount Paid</u>	Payments in County  <ul style="list-style-type: none"> ■ Resident
		Resident of County	1	\$5,800.00	
		Totals:	1	\$5,800.00	

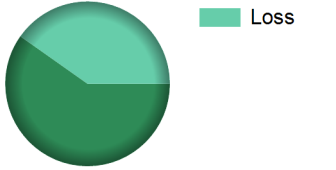
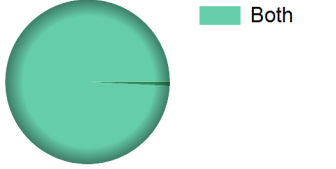

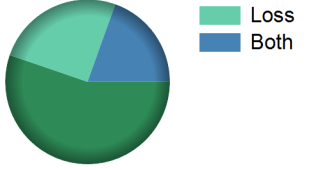
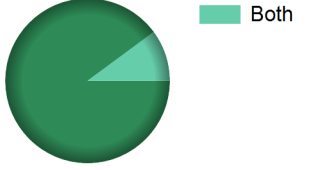
GCCF Program Statistics - Overall Summary (as of November 3, 2010, 5:05 PM ET)

County (Texas)	Total Claims	Claimant Type	Claims Paid	Amount Paid	Payments in County
Montgomery (Texas)	109	<u>Claimant Type</u>	<u>Claims Paid</u>	<u>Amount Paid</u>	<ul style="list-style-type: none"> Resident Both
		Resident of County	20	\$360,300.00	
		Resident and Loss in County	2	\$70,700.00	
		Totals:	22	\$431,000.00	
Nacogdoches (Texas)	17	<u>Claimant Type</u>	<u>Claims Paid</u>	<u>Amount Paid</u>	<ul style="list-style-type: none"> Resident Loss
		Resident of County	1	\$41,600.00	
		Claim Loss in County	4	\$250,400.00	
		Totals:	5	\$292,000.00	
Nueces (Texas)	60	<u>Claimant Type</u>	<u>Claims Paid</u>	<u>Amount Paid</u>	<ul style="list-style-type: none"> Resident Loss Both
		Resident of County	3	\$47,800.00	
		Resident and Loss in County	3	\$73,900.00	
		Claim Loss in County	1	\$15,200.00	
Totals:	7	\$136,900.00			
Orange (Texas)	145	<u>Claimant Type</u>	<u>Claims Paid</u>	<u>Amount Paid</u>	<ul style="list-style-type: none"> Resident Loss Both
		Resident of County	20	\$258,600.00	
		Resident and Loss in County	17	\$424,900.00	
		Claim Loss in County	5	\$127,500.00	
Totals:	42	\$811,000.00			
Parker (Texas)	4	<u>Claimant Type</u>	<u>Claims Paid</u>	<u>Amount Paid</u>	<ul style="list-style-type: none"> Resident
		Resident of County	2	\$17,300.00	
		Totals:	2	\$17,300.00	


GCCF Program Statistics - Overall Summary (as of November 3, 2010, 5:05 PM ET)

County (Texas)	Total Claims	Claimant Type	Claims Paid	Amount Paid	Payments in County
Polk (Texas)	6	<u>Claimant Type</u>	<u>Claims Paid</u>	<u>Amount Paid</u>	Payments in County  ■ Resident
		Resident of County	2	\$81,700.00	
		Totals:	2	\$81,700.00	
Presidio (Texas)	2	<u>Claimant Type</u>	<u>Claims Paid</u>	<u>Amount Paid</u>	Payments in County  ■ Resident
		Resident of County	2	\$3,900.00	
		Totals:	2	\$3,900.00	
Refugio (Texas)	1	<u>Claimant Type</u>	<u>Claims Paid</u>	<u>Amount Paid</u>	Payments in County  ■ Resident
		Resident of County	1	\$26,900.00	
		Totals:	1	\$26,900.00	
Rockwall (Texas)	6	<u>Claimant Type</u>	<u>Claims Paid</u>	<u>Amount Paid</u>	Payments in County  ■ Resident
		Resident of County	3	\$46,500.00	
		Totals:	3	\$46,500.00	
Sabine (Texas)	2	<u>Claimant Type</u>	<u>Claims Paid</u>	<u>Amount Paid</u>	Payments in County  ■ Resident
		Resident of County	1	\$40,000.00	
		Totals:	1	\$40,000.00	

GCCF Program Statistics - Overall Summary (as of November 3, 2010, 5:05 PM ET)




County (Texas)	Total Claims	Claimant Type	Claims Paid	Amount Paid	Payments in County
San Jacinto (Texas)	6	<u>Claimant Type</u>	<u>Claims Paid</u>	<u>Amount Paid</u>	Payments in County 
		Resident of County	2	\$44,600.00	
		Claim Loss in County	1	\$30,000.00	
		Totals:	3	\$74,600.00	
San Patricio (Texas)	44	<u>Claimant Type</u>	<u>Claims Paid</u>	<u>Amount Paid</u>	Payments in County 
		Resident of County	1	\$1,000.00	
		Resident and Loss in County	4	\$127,000.00	
		Totals:	5	\$128,000.00	
Smith (Texas)	6	<u>Claimant Type</u>	<u>Claims Paid</u>	<u>Amount Paid</u>	Payments in County 
		Resident of County	1	\$35,200.00	
		Totals:	1	\$35,200.00	
Tarrant (Texas)	201	<u>Claimant Type</u>	<u>Claims Paid</u>	<u>Amount Paid</u>	Payments in County 
		Resident of County	48	\$993,900.00	
		Resident and Loss in County	4	\$351,100.00	
		Claim Loss in County	7	\$453,500.00	
		Totals:	59	\$1,798,500.00	
Travis (Texas)	74	<u>Claimant Type</u>	<u>Claims Paid</u>	<u>Amount Paid</u>	Payments in County 
		Resident of County	11	\$133,400.00	
		Resident and Loss in County	1	\$15,000.00	
		Totals:	12	\$148,400.00	

GCCF Program Statistics - Overall Summary (as of November 3, 2010, 5:05 PM ET)

County	Total Claims	Claimant Type	Claims Paid	Amount Paid	Payments in County
Tyler (Texas)	3	<u>Claimant Type</u>	<u>Claims Paid</u>	<u>Amount Paid</u>	Payments in County  ■ Resident
		Resident of County	3	\$28,000.00	
		Totals:	3	\$28,000.00	
Unknown (Texas)	17	<u>Claimant Type</u>	<u>Claims Paid</u>	<u>Amount Paid</u>	Payments in County  ■ Resident
		Resident of County	2	\$86,000.00	
		Totals:	2	\$86,000.00	
Vermilion (Texas)	2	<u>Claimant Type</u>	<u>Claims Paid</u>	<u>Amount Paid</u>	Payments in County  ■ Loss
		Claim Loss in County	2	\$42,500.00	
		Totals:	2	\$42,500.00	
Victoria (Texas)	10	<u>Claimant Type</u>	<u>Claims Paid</u>	<u>Amount Paid</u>	Payments in County  ■ Resident
		Resident of County	3	\$44,700.00	
		Totals:	3	\$44,700.00	
Waller (Texas)	5	<u>Claimant Type</u>	<u>Claims Paid</u>	<u>Amount Paid</u>	Payments in County  ■ Resident
		Resident of County	1	\$24,500.00	
		Totals:	1	\$24,500.00	

GCCF Program Statistics - Overall Summary

(as of November 3, 2010, 5:05 PM ET)

County (Texas)	Total Claims	Claimant Type	Claims Paid	Amount Paid	Payments in County
Wichita	4	Resident of County	1	\$2,700.00	 Legend: ■ Resident
		Totals:	1	\$2,700.00	
Williamson	20	Resident of County	5	\$61,500.00	 Legend: ■ Resident
		Totals:	5	\$61,500.00	
Wise	1	Resident of County	1	\$7,600.00	 Legend: ■ Resident
		Totals:	1	\$7,600.00	