

GCCF Program Statistics - Overall Summary (as of November 02, 2010, 5:05 PM ET)

Claimant Status	No. of Claimants
TOTAL GCCF Claimants to Date <i>(Claimants may have one or more Claim Type)</i>	330,409
1. Claimants Paid and Approved for Payment	95,772
2. Claimants Requiring Additional Information or Documentation <i>(Claimants providing no documentation: 90,247)</i>	147,610
3. Claimants Referred to Government, Moratorium and Real Estate funds	399
4. Denied Claimants	29,368
5. Claimants Under Review (Emergency Advance Payment)	50,074
6. Claimants Under Review (for Final Claim only)	7,186

Claimants <i>(Claimants may have one or more Claim Type)</i>	No. of Claimants
1. Individual*	277,460
2. Business*	52,949
<i>*Individual v. Business classification is subject to change.</i>	
<i>Represented Claimants: 7,010</i>	
Total to Date	330,409

Claims by Emergency Or Final Payment	No. of Claims Paid or Approved for Payment	No. of Claims Paid	Amount Paid
1. Emergency Advance Payment (One Month)	9,363	9,332	\$ 91,197,075.88
2. Emergency Advance Payment (Six Months)	86,693	85,380	\$ 1,571,542,015.00
Sub-Total to Date	96,056	94,712	\$ 1,662,739,090.88

Separate Fund for Real Estate Brokers and Agents			\$ 34,500,000.00
Total to Date			\$ 1,697,239,090.88

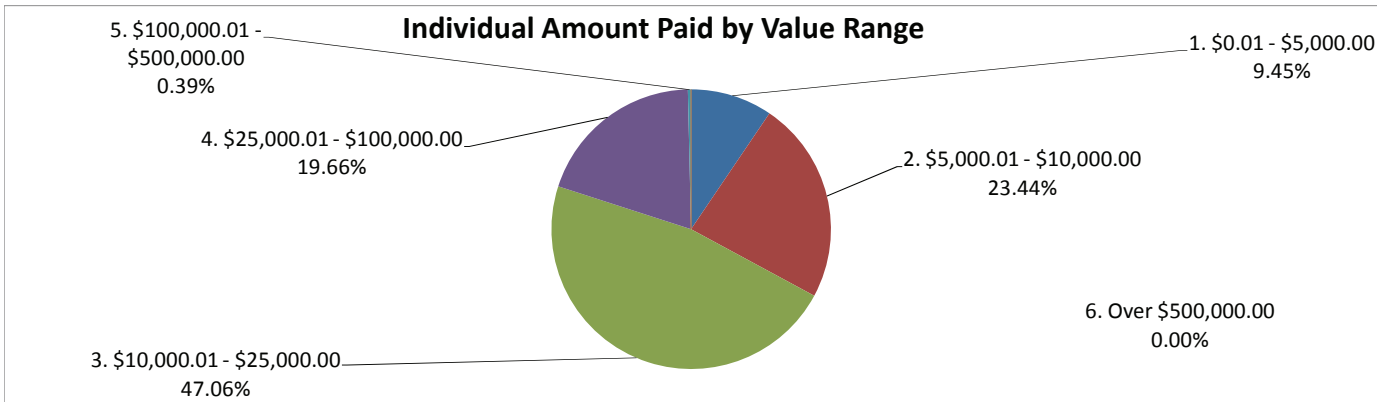
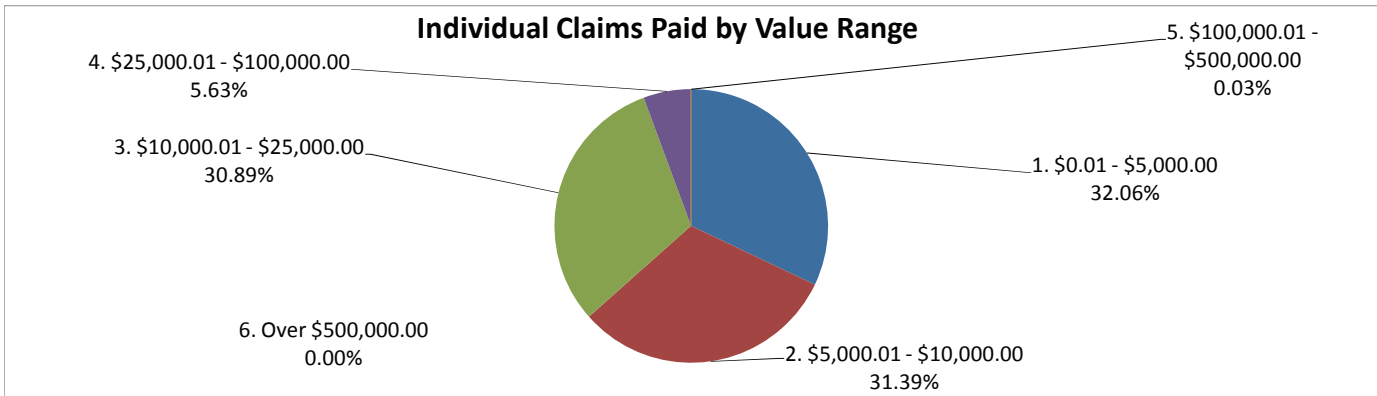
Claims by Category <i>(includes Individual and Business)</i>	No. of Claims Paid	Amount Paid
1. Removal and Clean Up Costs	0	\$ -
2. Real or Personal Property	65	\$ 362,263.38
3. Lost Earnings or Profits	94,638	\$ 1,662,359,891.00
4. Loss of Subsistence Use of Natural Resources	5	\$ 13,000.00
5. Physical Injury / Death	4	\$ 3,936.50
Total to Date	94,712	\$ 1,662,739,090.88

Claims by Type	No. of Claims Paid	No. of Claims Paid where Claimant Participated in BP Claims Process	No. of Claims Paid for new Claimants	Total Amount Paid
1. Individual	67,554	23,032	44,522	\$ 686,937,814.88
2. Business	27,158	20,900	6,258	\$ 975,801,276.00
Total to Date	94,712	43,932	50,780	\$ 1,662,739,090.88

GCCF Program Statistics - Overall Summary
(as of November 02, 2010, 5:05 PM ET)

Individual Claims by Amount
(Claimants may have more than one Claim Type)

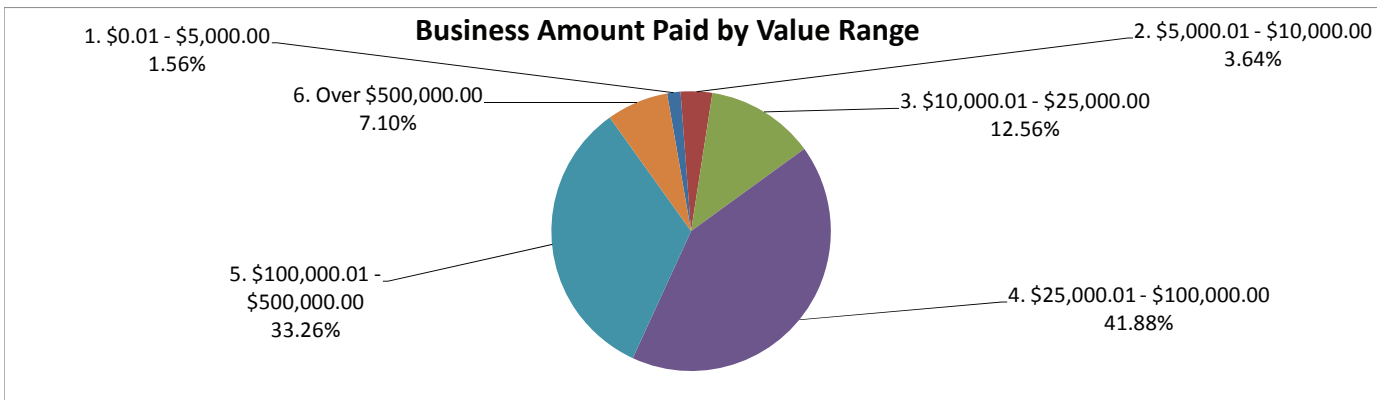
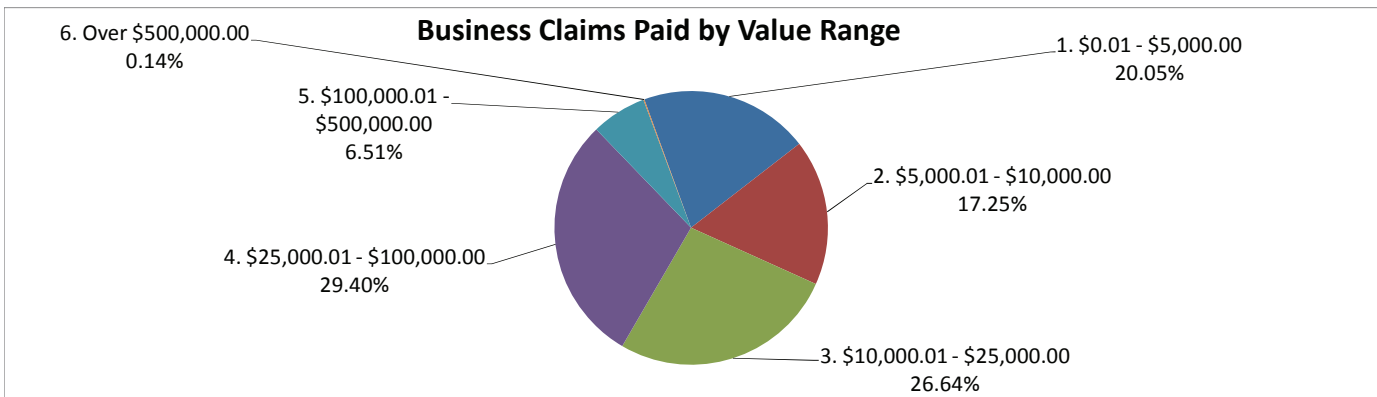
Claims by Amount	No. of Claims Paid	Amount Paid
1. \$0.01 - \$5,000.00	21661	\$ 64,916,336.50
2. \$5,000.01 - \$10,000.00	21205	\$ 161,023,800.00
3. \$10,000.01 - \$25,000.00	20866	\$ 323,295,950.00
4. \$25,000.01 - \$100,000.00	3801	\$ 135,032,628.38
5. \$100,000.01 - \$500,000.00	21	\$ 2,669,100.00
6. Over \$500,000.00	0	\$ -
Total to Date	67,554	\$ 686,937,814.88



GCCF Program Statistics - Overall Summary
(as of November 02, 2010, 5:05 PM ET)

Business Claims by Amount
(Claimants may have more than one Claim Type)

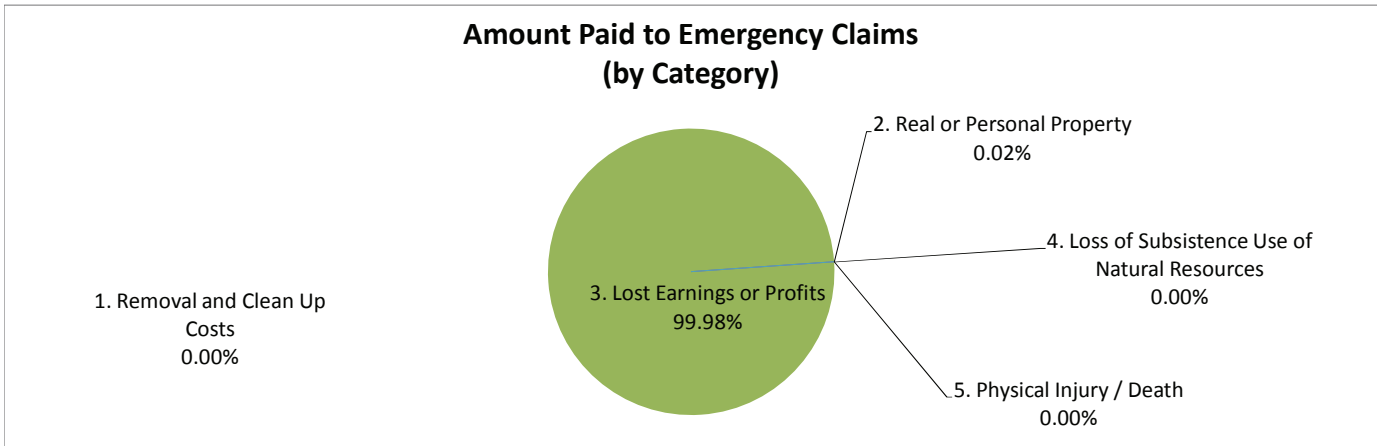
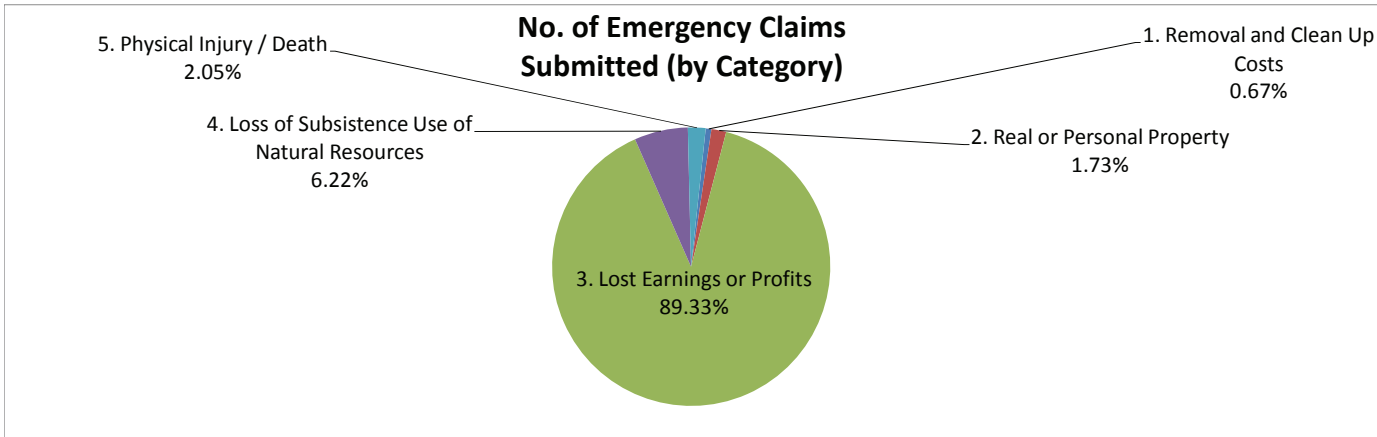
Claims by Amount	No. of Claims Paid	Amount Paid
1. \$0.01 - \$5,000.00	5445	\$ 15,195,200.00
2. \$5,000.01 - \$10,000.00	4686	\$ 35,543,900.00
3. \$10,000.01 - \$25,000.00	7236	\$ 122,590,700.00
4. \$25,000.01 - \$100,000.00	7984	\$ 408,620,100.00
5. \$100,000.01 - \$500,000.00	1769	\$ 324,586,400.00
6. Over \$500,000.00	38	\$ 69,264,976.00
Total to Date	27,158	\$ 975,801,276.00



GCCF Program Statistics - Overall Summary
(as of November 02, 2010, 5:05 PM ET)

Emergency Advance Claim Counts by Category
(Claimants may have more than one Claim Type)

Claims for Emergency Advance Payment	Claims Submitted	No. of Claims Paid	Amount Paid
1. Removal and Clean Up Costs	2,375	0	\$ -
2. Real or Personal Property	6,105	65	\$ 362,263.38
3. Lost Earnings or Profits	316,076	94,638	\$ 1,662,359,891.00
4. Loss of Subsistence Use of Natural Resources	22,011	5	\$ 13,000.00
5. Physical Injury / Death	7,248	4	\$ 3,936.50
Total to Date	353,815	94,712	\$ 1,662,739,090.88




GCCCF Program Statistics - Overall Summary

(as of November 02, 2010, 5:05 PM ET)

Final Payment Claim Counts by Category

(Claimants may have more than one Claim Type)

Claims Seeking Final Payment	Claims Submitted	No. of Claims Paid	Amount Paid
1. Removal and Clean Up Costs	248	0	\$ -
2. Real or Personal Property	1,268	0	\$ -
3. Lost Earnings or Profits	6,483	0	\$ -
4. Loss of Subsistence Use of Natural Resources	1,235	0	\$ -
5. Physical Injury / Death	297	0	\$ -
Total to Date	9,531	0	\$ -



Amount Paid to Final Claims (by Category)

No data to chart yet

GCCF Program Statistics - Overall Summary

(as of November 02, 2010, 5:05 PM ET)

Claims by Category and Amount

(Claimants may have more than one Claim Type)

Claims by Category and Amount	No. of Claims Paid	Amount Paid
1. Removal and Clean Up Costs		
a. \$0.01 - \$5,000.00	0	\$ -
b. \$5,000.01 - \$10,000.00	0	\$ -
c. \$10,000.01 - \$25,000.00	0	\$ -
d. \$25,000.01 - \$100,000.00	0	\$ -
e. \$100,000.01 - \$500,000.00	0	\$ -
f. Over \$500,000.00	0	\$ -
Sub-Total to Date	0	\$ -
2. Real or Personal Property		
a. \$0.01 - \$5,000.00	45	\$ 89,000.00
b. \$5,000.01 - \$10,000.00	12	\$ 80,600.00
c. \$10,000.01 - \$25,000.00	4	\$ 58,200.00
d. \$25,000.01 - \$100,000.00	4	\$ 134,463.38
e. \$100,000.01 - \$500,000.00	0	\$ -
f. Over \$500,000.00	0	\$ -
Sub-Total to Date	65	\$ 362,263.38
3. Lost Earnings or Profits		
a. \$0.01 - \$5,000.00	27,052	\$ 80,005,600.00
b. \$5,000.01 - \$10,000.00	25,879	\$ 196,487,100.00
c. \$10,000.01 - \$25,000.00	28,098	\$ 445,828,450.00
d. \$25,000.01 - \$100,000.00	11,781	\$ 543,518,265.00
e. \$100,000.01 - \$500,000.00	1,790	\$ 327,255,500.00
f. Over \$500,000.00	38	\$ 69,264,976.00
Sub-Total to Date	94,638	\$ 1,662,359,891.00

GCCF Program Statistics - Overall Summary
(as of November 02, 2010, 5:05 PM ET)

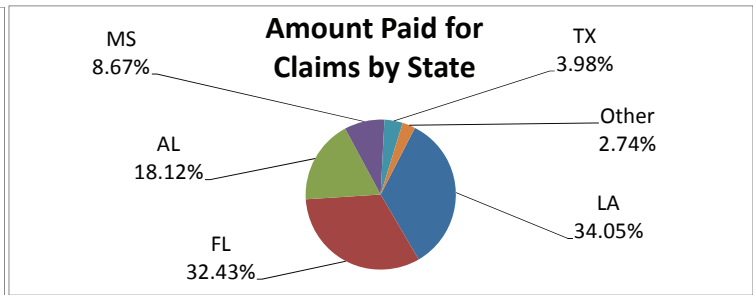
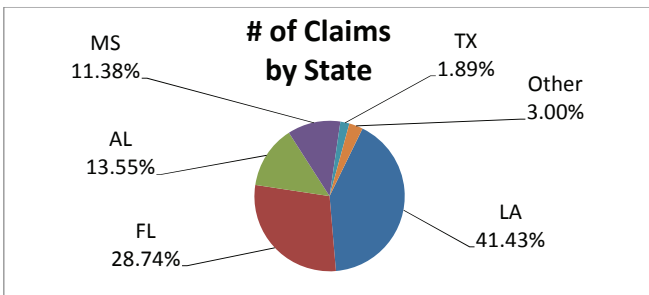
Claims by Category and Amount
(Claimants may have more than one Claim Type)

Claims by Category and Amount	No. of Claims Paid	Amount Paid
4. Loss of Subsistence Use of Natural Resources		
a. \$0.01 - \$5,000.00	5	\$ 13,000.00
b. \$5,000.01 - \$10,000.00	0	\$ -
c. \$10,000.01 - \$25,000.00	0	\$ -
d. \$25,000.01 - \$100,000.00	0	\$ -
e. \$100,000.01 - \$500,000.00	0	\$ -
f. Over \$500,000.00	0	\$ -
Sub-Total to Date	5	\$ 13,000.00
5. Physical Injury / Death		
a. \$0.01 - \$5,000.00	4	\$ 3,936.50
b. \$5,000.01 - \$10,000.00	0	\$ -
c. \$10,000.01 - \$25,000.00	0	\$ -
d. \$25,000.01 - \$100,000.00	0	\$ -
e. \$100,000.01 - \$500,000.00	0	\$ -
f. Over \$500,000.00	0	\$ -
Sub-Total to Date	4	\$ 3,936.50
6. Other Claims		
a. \$0.01 - \$5,000.00	0	\$ -
b. \$5,000.01 - \$10,000.00	0	\$ -
c. \$10,000.01 - \$25,000.00	0	\$ -
d. \$25,000.01 - \$100,000.00	0	\$ -
e. \$100,000.01 - \$500,000.00	0	\$ -
f. Over \$500,000.00	0	\$ -
Sub-Total to Date	0	\$ -
Total to Date	94,712	\$ 1,662,739,090.88

GCCCF Program Statistics - Overall Summary (as of November 02, 2010, 5:05 PM ET)

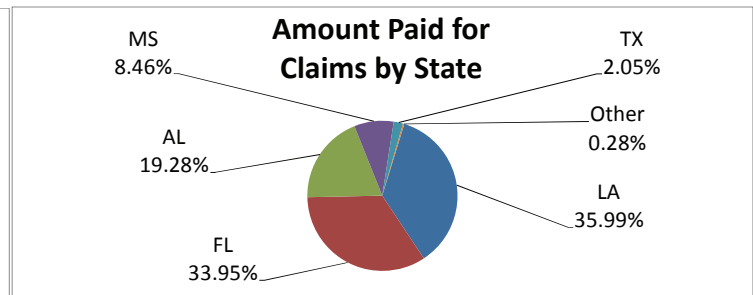
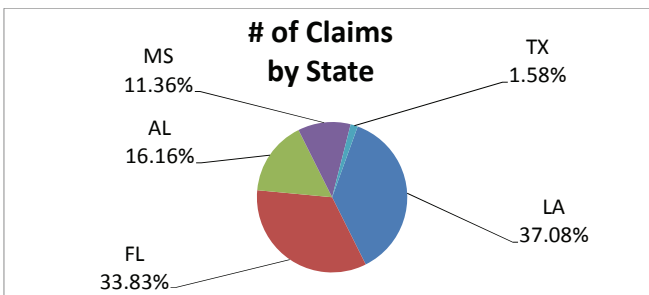
Claims by State of Residence (Claimants may have more than one Claim Type)

Claim State of Residence	Claims Submitted	No. of Claims Paid	Amount Paid
Louisiana	150,547	30,801	\$ 566,234,850.00
Florida	104,429	33,506	\$ 539,281,876.00
Alabama	49,247	16,026	\$ 301,317,428.38
Mississippi	41,339	8,423	\$ 144,142,336.50
Texas	6,875	1,882	\$ 66,123,800.00
Others	10,909	4,074	\$ 45,638,800.00
Total to Date	363,346	94,712	\$ 1,662,739,090.88



Claims by State of Loss (Claimants may have more than one Claim Type)

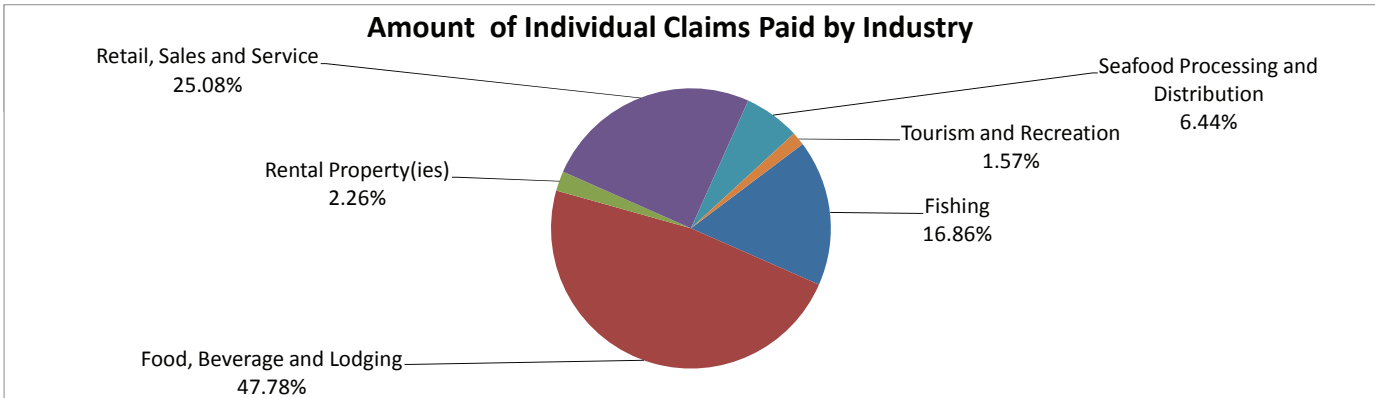
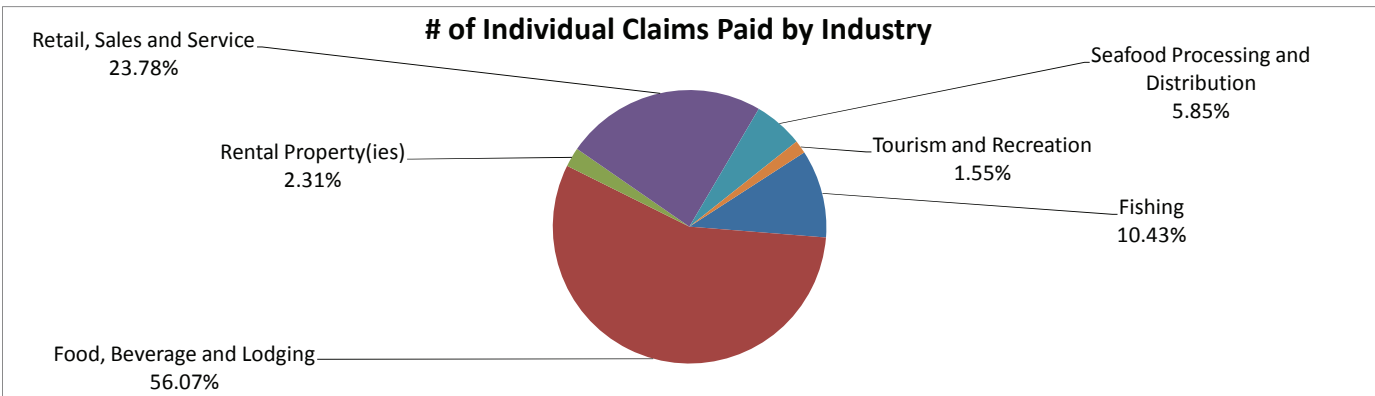
Claim State of Loss	Claims Submitted	No. of Claims Paid	Amount Paid
Louisiana	68,085	31,163	\$ 598,385,315.00
Florida	62,121	36,364	\$ 564,525,076.00
Alabama	29,673	17,529	\$ 320,517,300.00
Mississippi	20,857	8,095	\$ 140,670,900.00
Texas	2,895	1,328	\$ 34,030,900.00
Other State / Pending Location Verification		233	\$ 4,609,599.88
Total to Date		94,712	\$ 1,662,739,090.88



GCCF Program Statistics - Overall Summary
(as of November 02, 2010, 5:05 PM ET)

Individual Lost Earnings or Profits Claims Paid by Industry
(Claimants may have more than one Claim Type)

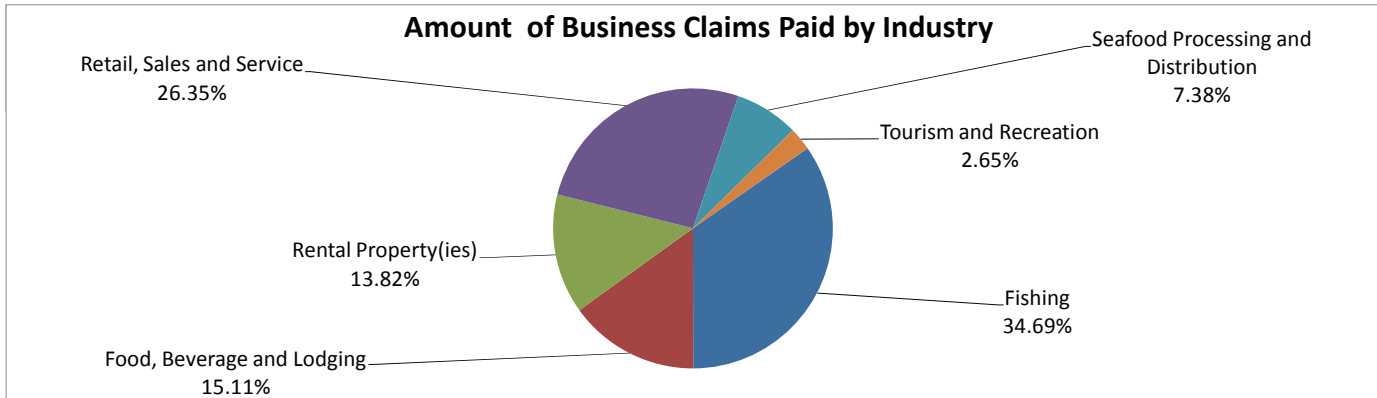
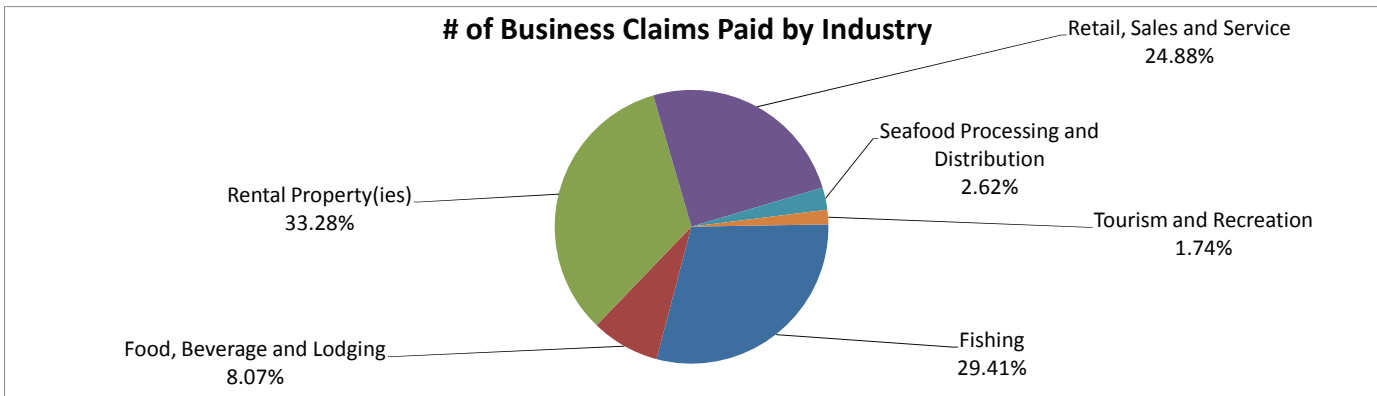
Claims by Amount	No. of Claims Paid	Amount Paid
Fishing	7,041	\$ 115,811,500.00
Food, Beverage and Lodging	37,848	\$ 328,140,200.00
Rental Property(ies)	1,562	\$ 15,547,300.00
Retail, Sales and Service	16,054	\$ 172,225,800.00
Seafood Processing and Distribution	3,951	\$ 44,226,615.00
Tourism and Recreation	1,043	\$ 10,764,400.00
Total to Date	67,499	\$ 686,715,815.00




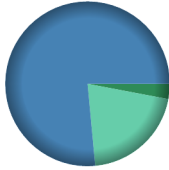
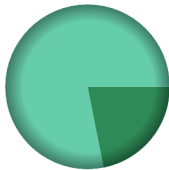


GCCF Program Statistics - Overall Summary
(as of November 02, 2010, 5:05 PM ET)

Business Lost Earnings or Profits Claims Paid by Industry
(Claimants may have more than one Claim Type)

Claims by Amount	No. of Claims Paid	Amount Paid
Fishing	7,982	\$ 338,461,400.00
Food, Beverage and Lodging	2,190	\$ 147,410,800.00
Rental Property(ies)	9,032	\$ 134,878,576.00
Retail, Sales and Service	6,752	\$ 257,061,800.00
Seafood Processing and Distribution	712	\$ 72,018,100.00
Tourism and Recreation	471	\$ 25,813,400.00
Total to Date	27,139	\$ 975,644,076.00


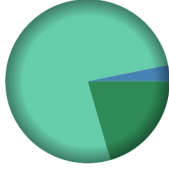





GCCF Program Statistics - Overall Summary (as of November 2, 2010, 5:05 PM ET)



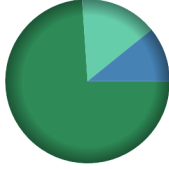


County Name	Residents	Claimant Type	Claims Paid	Amount Paid	Payments in County
Autauga (Alabama)	25	<u>Claimant Type</u>	<u>Claims Paid</u>	<u>Amount Paid</u>	Payments in County  <ul style="list-style-type: none"> ■ Resident ■ Both
		Resident of County	9	\$82,600.00	
		Resident and Loss in County	1	\$2,300.00	
		Totals:	10	\$84,900.00	
Baldwin (Alabama)	20,848	<u>Claimant Type</u>	<u>Claims Paid</u>	<u>Amount Paid</u>	Payments in County  <ul style="list-style-type: none"> ■ Resident ■ Loss ■ Both
		Resident of County	425	\$6,591,063.38	
		Resident and Loss in County	7,892	\$169,505,100.00	
		Claim Loss in County	3,736	\$45,523,500.00	
Totals:	12,053	\$221,619,663.38			
Barbour (Alabama)	13	<u>Claimant Type</u>	<u>Claims Paid</u>	<u>Amount Paid</u>	Payments in County  <ul style="list-style-type: none"> ■ Resident ■ Both
		Resident of County	2	\$25,600.00	
		Resident and Loss in County	2	\$91,300.00	
		Totals:	4	\$116,900.00	
Bibb (Alabama)	8	<u>Claimant Type</u>	<u>Claims Paid</u>	<u>Amount Paid</u>	Payments in County  <ul style="list-style-type: none"> ■ Resident
		Resident of County	6	\$25,400.00	
		Totals:	6	\$25,400.00	
Blount (Alabama)	7	<u>Claimant Type</u>	<u>Claims Paid</u>	<u>Amount Paid</u>	Payments in County  <ul style="list-style-type: none"> ■ Resident
		Resident of County	3	\$14,200.00	
		Totals:	3	\$14,200.00	

GCCF Program Statistics - Overall Summary



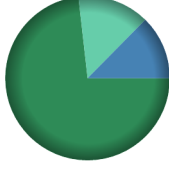
(as of November 2, 2010, 5:05 PM ET)

County (Alabama)	Total Claims	Claimant Type	Claims Paid	Amount Paid	Payments in County
Bullock (Alabama)	6	<u>Claimant Type</u>	<u>Claims Paid</u>	<u>Amount Paid</u>	Payments in County  <ul style="list-style-type: none"> Resident
		Resident of County	1	\$16,000.00	
		Totals:	1	\$16,000.00	
Butler (Alabama)	27	<u>Claimant Type</u>	<u>Claims Paid</u>	<u>Amount Paid</u>	Payments in County  <ul style="list-style-type: none"> Resident Loss Both
		Resident of County	4	\$34,800.00	
		Resident and Loss in County	1	\$5,400.00	
		Claim Loss in County	2	\$129,200.00	
Totals:	7	\$169,400.00			
Calhoun (Alabama)	61	<u>Claimant Type</u>	<u>Claims Paid</u>	<u>Amount Paid</u>	Payments in County  <ul style="list-style-type: none"> Resident
		Resident of County	19	\$198,900.00	
		Totals:	19	\$198,900.00	
Chambers (Alabama)	6	<u>Claimant Type</u>	<u>Claims Paid</u>	<u>Amount Paid</u>	Payments in County  <ul style="list-style-type: none"> Resident
		Resident of County	2	\$27,000.00	
		Totals:	2	\$27,000.00	
Cherokee (Alabama)	5	<u>Claimant Type</u>	<u>Claims Paid</u>	<u>Amount Paid</u>	Payments in County  <ul style="list-style-type: none"> Resident
		Resident of County	4	\$41,600.00	
		Totals:	4	\$41,600.00	

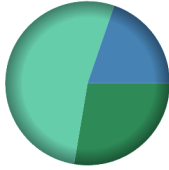




GCCF Program Statistics - Overall Summary (as of November 2, 2010, 5:05 PM ET)

County (Alabama)	Total Claims	Claimant Type	Claims Paid	Amount Paid	Payments in County	
Chilton (Alabama)	17	<u>Claimant Type</u>	<u>Claims Paid</u>	<u>Amount Paid</u>	Payments in County 	
		Resident of County	3	\$24,300.00		Resident
		Resident and Loss in County	1	\$19,000.00		Both
		Totals:	4	\$43,300.00		
Choctaw (Alabama)	22	<u>Claimant Type</u>	<u>Claims Paid</u>	<u>Amount Paid</u>	Payments in County 	
		Resident of County	2	\$11,000.00		Resident
		Resident and Loss in County	1	\$68,400.00		Both
		Totals:	3	\$79,400.00		
Clarke (Alabama)	173	<u>Claimant Type</u>	<u>Claims Paid</u>	<u>Amount Paid</u>	Payments in County 	
		Resident of County	26	\$243,100.00		Resident
		Resident and Loss in County	4	\$35,600.00		Loss
		Claim Loss in County	4	\$50,100.00		Both
Totals:	34	\$328,800.00				
Clay (Alabama)	6	<u>Claimant Type</u>	<u>Claims Paid</u>	<u>Amount Paid</u>	Payments in County 	
		Resident of County	3	\$53,500.00		Resident
		Totals:	3	\$53,500.00		
Cleburne (Alabama)	3	<u>Claimant Type</u>	<u>Claims Paid</u>	<u>Amount Paid</u>	Payments in County 	
		Resident of County	1	\$3,000.00		Resident
		Totals:	1	\$3,000.00		


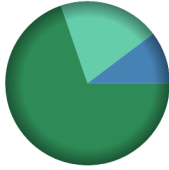



GCCF Program Statistics - Overall Summary (as of November 2, 2010, 5:05 PM ET)

County (Alabama)	Total Claims	Claimant Type	Claims Paid	Amount Paid	Payments in County
Coffee (Alabama)	42	<u>Claimant Type</u>	<u>Claims Paid</u>	<u>Amount Paid</u>	Payments in County  <ul style="list-style-type: none"> Resident Both
		Resident of County	7	\$71,700.00	
		Resident and Loss in County	1	\$3,000.00	
		Totals:	8	\$74,700.00	
Colbert (Alabama)	36	<u>Claimant Type</u>	<u>Claims Paid</u>	<u>Amount Paid</u>	Payments in County  <ul style="list-style-type: none"> Resident
		Resident of County	23	\$237,100.00	
		Totals:	23	\$237,100.00	
		Conecuh (Alabama)	20	<u>Claimant Type</u>	
Resident of County	5			\$51,700.00	
Totals:	5			\$51,700.00	
Coosa (Alabama)	4			<u>Claimant Type</u>	<u>Claims Paid</u>
		Resident of County	3	\$18,600.00	
		Resident and Loss in County	1	\$150,000.00	
		Totals:	4	\$168,600.00	
Covington (Alabama)	72	<u>Claimant Type</u>	<u>Claims Paid</u>	<u>Amount Paid</u>	Payments in County  <ul style="list-style-type: none"> Resident Loss Both
		Resident of County	25	\$566,800.00	
		Resident and Loss in County	3	\$97,800.00	
		Claim Loss in County	2	\$109,500.00	
		Totals:	30	\$774,100.00	

GCCF Program Statistics - Overall Summary (as of November 2, 2010, 5:05 PM ET)

County (Alabama)	Total Claims	Claimant Type	Claims Paid	Amount Paid	Payments in County
Crenshaw (Alabama)	16	<u>Claimant Type</u>	<u>Claims Paid</u>	<u>Amount Paid</u>	 <ul style="list-style-type: none"> ■ Resident ■ Loss ■ Both
		Resident of County	1	\$2,100.00	
		Resident and Loss in County	1	\$1,500.00	
		Claim Loss in County	1	\$4,000.00	
Totals:	3		\$7,600.00		
Cullman (Alabama)	49	<u>Claimant Type</u>	<u>Claims Paid</u>	<u>Amount Paid</u>	 <ul style="list-style-type: none"> ■ Resident
		Resident of County	36	\$343,200.00	
		Totals:	36	\$343,200.00	
Dale (Alabama)	33	<u>Claimant Type</u>	<u>Claims Paid</u>	<u>Amount Paid</u>	 <ul style="list-style-type: none"> ■ Resident ■ Both
		Resident of County	7	\$57,900.00	
		Resident and Loss in County	1	\$37,600.00	
		Totals:	8	\$95,500.00	
Dallas (Alabama)	41	<u>Claimant Type</u>	<u>Claims Paid</u>	<u>Amount Paid</u>	 <ul style="list-style-type: none"> ■ Resident ■ Both
		Resident of County	10	\$108,600.00	
		Resident and Loss in County	1	\$15,000.00	
		Totals:	11	\$123,600.00	
Dekalb (Alabama)	21	<u>Claimant Type</u>	<u>Claims Paid</u>	<u>Amount Paid</u>	 <ul style="list-style-type: none"> ■ Resident ■ Loss
		Resident of County	14	\$146,700.00	
		Claim Loss in County	1	\$10,800.00	
		Totals:	15	\$157,500.00	

GCCF Program Statistics - Overall Summary (as of November 2, 2010, 5:05 PM ET)

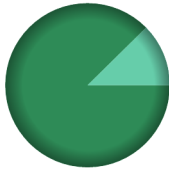




County (Alabama)	Total Claims	Claimant Type	Claims Paid	Amount Paid	Payments in County
Elmore (Alabama)	43	<u>Claimant Type</u>	<u>Claims Paid</u>	<u>Amount Paid</u>	Payments in County  <ul style="list-style-type: none"> ■ Resident ■ Both
		Resident of County	19	\$220,400.00	
		Resident and Loss in County	1	\$19,200.00	
		Totals:	20	\$239,600.00	
Escambia (Alabama)	267	<u>Claimant Type</u>	<u>Claims Paid</u>	<u>Amount Paid</u>	Payments in County  <ul style="list-style-type: none"> ■ Resident ■ Loss ■ Both
		Resident of County	40	\$474,100.00	
		Resident and Loss in County	5	\$70,100.00	
		Claim Loss in County	7	\$135,500.00	
Totals:	52	\$679,700.00			
Etowah (Alabama)	61	<u>Claimant Type</u>	<u>Claims Paid</u>	<u>Amount Paid</u>	Payments in County  <ul style="list-style-type: none"> ■ Resident
		Resident of County	30	\$474,500.00	
		Totals:	30	\$474,500.00	
Fayette (Alabama)	13	<u>Claimant Type</u>	<u>Claims Paid</u>	<u>Amount Paid</u>	Payments in County  <ul style="list-style-type: none"> ■ Resident
		Resident of County	10	\$68,700.00	
		Totals:	10	\$68,700.00	
Franklin (Alabama)	7	<u>Claimant Type</u>	<u>Claims Paid</u>	<u>Amount Paid</u>	Payments in County  <ul style="list-style-type: none"> ■ Resident
		Resident of County	7	\$65,900.00	
		Totals:	7	\$65,900.00	

GCCF Program Statistics - Overall Summary (as of November 2, 2010, 5:05 PM ET)

County (Alabama)	Total Claims	Claimant Type	Claims Paid	Amount Paid	Payments in County
Geneva (Alabama)	53	<u>Claimant Type</u>	<u>Claims Paid</u>	<u>Amount Paid</u>	Payments in County  <ul style="list-style-type: none"> Resident
		Resident of County	14	\$141,800.00	
		Totals:	14	\$141,800.00	
Greene (Alabama)	5	<u>Claimant Type</u>	<u>Claims Paid</u>	<u>Amount Paid</u>	Payments in County  <ul style="list-style-type: none"> Resident
		Resident of County	4	\$22,900.00	
		Totals:	4	\$22,900.00	
Hale (Alabama)	14	<u>Claimant Type</u>	<u>Claims Paid</u>	<u>Amount Paid</u>	Payments in County  <ul style="list-style-type: none"> Resident Both
		Resident of County	8	\$147,900.00	
		Resident and Loss in County	1	\$100,000.00	
Totals:	9	\$247,900.00			
Henry (Alabama)	12	<u>Claimant Type</u>	<u>Claims Paid</u>	<u>Amount Paid</u>	Payments in County  <ul style="list-style-type: none"> Resident
		Resident of County	2	\$11,600.00	
		Totals:	2	\$11,600.00	
Houston (Alabama)	133	<u>Claimant Type</u>	<u>Claims Paid</u>	<u>Amount Paid</u>	Payments in County  <ul style="list-style-type: none"> Resident Loss Both
		Resident of County	29	\$208,600.00	
		Resident and Loss in County	3	\$205,900.00	
		Claim Loss in County	1	\$6,000.00	
Totals:	33	\$420,500.00			





GCCF Program Statistics - Overall Summary

(as of November 2, 2010, 5:05 PM ET)

County (Alabama)	Total Claims	Claimant Type	Claims Paid	Amount Paid	Payments in County
Jackson (Alabama)	15	<u>Claimant Type</u>	<u>Claims Paid</u>	<u>Amount Paid</u>	 <ul style="list-style-type: none"> Resident Loss
		Resident of County	9	\$102,500.00	
		Claim Loss in County	1	\$14,500.00	
		Totals:	10	\$117,000.00	
Jefferson (Alabama)	596	<u>Claimant Type</u>	<u>Claims Paid</u>	<u>Amount Paid</u>	 <ul style="list-style-type: none"> Resident Loss Both
		Resident of County	308	\$3,676,300.00	
		Resident and Loss in County	6	\$107,500.00	
		Claim Loss in County	3	\$55,800.00	
Totals:	317	\$3,839,600.00			
Lauderdale (Alabama)	31	<u>Claimant Type</u>	<u>Claims Paid</u>	<u>Amount Paid</u>	 <ul style="list-style-type: none"> Resident
		Resident of County	15	\$152,200.00	
		Totals:	15	\$152,200.00	
Lawrence (Alabama)	6	<u>Claimant Type</u>	<u>Claims Paid</u>	<u>Amount Paid</u>	 <ul style="list-style-type: none"> Resident Loss
		Resident of County	2	\$21,200.00	
		Claim Loss in County	1	\$1,400.00	
Totals:	3	\$22,600.00			
Lee (Alabama)	84	<u>Claimant Type</u>	<u>Claims Paid</u>	<u>Amount Paid</u>	 <ul style="list-style-type: none"> Resident
		Resident of County	35	\$331,200.00	
		Totals:	35	\$331,200.00	

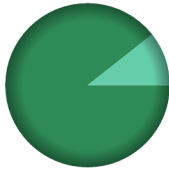
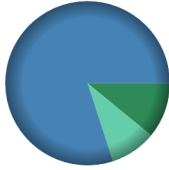



GCCF Program Statistics - Overall Summary

(as of November 2, 2010, 5:05 PM ET)

County (Alabama)	Total Claims	Claimant Type	Claims Paid	Amount Paid	Payments in County
Limestone (Alabama)	42	<u>Claimant Type</u>	<u>Claims Paid</u>	<u>Amount Paid</u>	Payments in County  <ul style="list-style-type: none"> Resident
		Resident of County	29	\$428,700.00	
		Totals:	29	\$428,700.00	
Macon (Alabama)	5	<u>Claimant Type</u>	<u>Claims Paid</u>	<u>Amount Paid</u>	Payments in County  <ul style="list-style-type: none"> Resident
		Resident of County	2	\$7,500.00	
		Totals:	2	\$7,500.00	
Madison (Alabama)	256	<u>Claimant Type</u>	<u>Claims Paid</u>	<u>Amount Paid</u>	Payments in County  <ul style="list-style-type: none"> Resident Loss Both
		Resident of County	130	\$1,585,700.00	
		Resident and Loss in County	5	\$56,600.00	
		Claim Loss in County	2	\$4,500.00	
Totals:	137	\$1,646,800.00			
Marengo (Alabama)	22	<u>Claimant Type</u>	<u>Claims Paid</u>	<u>Amount Paid</u>	Payments in County  <ul style="list-style-type: none"> Resident
		Resident of County	12	\$87,200.00	
		Totals:	12	\$87,200.00	
Marion (Alabama)	4	<u>Claimant Type</u>	<u>Claims Paid</u>	<u>Amount Paid</u>	Payments in County  <ul style="list-style-type: none"> Resident
		Resident of County	1	\$1,200.00	
		Totals:	1	\$1,200.00	

GCCF Program Statistics - Overall Summary

(as of November 2, 2010, 5:05 PM ET)

County (Alabama)	Total Claims	Claimant Type	Claims Paid	Amount Paid	Payments in County
Marshall (Alabama)	51	<u>Claimant Type</u>	<u>Claims Paid</u>	<u>Amount Paid</u>	Payments in County  <ul style="list-style-type: none"> ■ Resident ■ Both
		Resident of County	25	\$312,600.00	
		Resident and Loss in County	1	\$37,200.00	
		Totals:	26	\$349,800.00	
Mobile (Alabama)	25,790	<u>Claimant Type</u>	<u>Claims Paid</u>	<u>Amount Paid</u>	Payments in County  <ul style="list-style-type: none"> ■ Resident ■ Loss ■ Both
		Resident of County	866	\$12,665,165.00	
		Resident and Loss in County	5,266	\$92,509,300.00	
		Claim Loss in County	531	\$10,458,200.00	
Totals:	6,663	\$115,632,665.00			
Monroe (Alabama)	95	<u>Claimant Type</u>	<u>Claims Paid</u>	<u>Amount Paid</u>	Payments in County  <ul style="list-style-type: none"> ■ Resident ■ Both
		Resident of County	37	\$595,700.00	
		Resident and Loss in County	11	\$145,400.00	
		Totals:	48	\$741,100.00	
Montgomery (Alabama)	233	<u>Claimant Type</u>	<u>Claims Paid</u>	<u>Amount Paid</u>	Payments in County  <ul style="list-style-type: none"> ■ Resident ■ Both
		Resident of County	89	\$1,288,800.00	
		Resident and Loss in County	7	\$338,300.00	
		Totals:	96	\$1,627,100.00	
Morgan (Alabama)	77	<u>Claimant Type</u>	<u>Claims Paid</u>	<u>Amount Paid</u>	Payments in County  <ul style="list-style-type: none"> ■ Resident ■ Both
		Resident of County	47	\$528,300.00	
		Resident and Loss in County	1	\$2,400.00	
		Totals:	48	\$530,700.00	



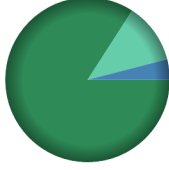
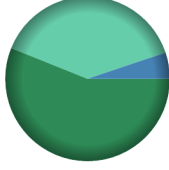
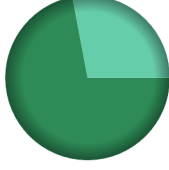
GCCF Program Statistics - Overall Summary (as of November 2, 2010, 5:05 PM ET)

County (Alabama)	Total Claims	Claimant Type	Claims Paid	Amount Paid	Payments in County
Perry (Alabama)	3	<u>Claimant Type</u>	<u>Claims Paid</u>	<u>Amount Paid</u>	Payments in County  Loss
		Claim Loss in County	1	\$35,000.00	
		Totals:	1	\$35,000.00	
Pickens (Alabama)	11	<u>Claimant Type</u>	<u>Claims Paid</u>	<u>Amount Paid</u>	Payments in County  Resident
		Resident of County	4	\$43,400.00	
		Totals:	4	\$43,400.00	
Pike (Alabama)	36	<u>Claimant Type</u>	<u>Claims Paid</u>	<u>Amount Paid</u>	Payments in County  Resident
		Resident of County	6	\$44,100.00	
		Totals:	6	\$44,100.00	
Randolph (Alabama)	7	<u>Claimant Type</u>	<u>Claims Paid</u>	<u>Amount Paid</u>	Payments in County  Resident
		Resident of County	4	\$50,300.00	
		Totals:	4	\$50,300.00	
Russell (Alabama)	22	<u>Claimant Type</u>	<u>Claims Paid</u>	<u>Amount Paid</u>	Payments in County  Resident
		Resident of County	2	\$21,100.00	
		Totals:	2	\$21,100.00	

GCCF Program Statistics - Overall Summary (as of November 2, 2010, 5:05 PM ET)


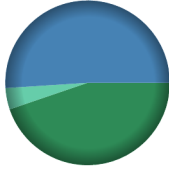
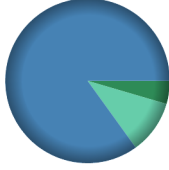
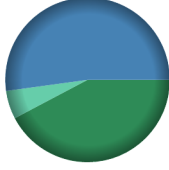
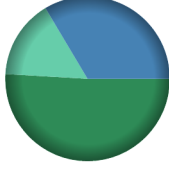
County (Alabama)	Total Claims	Claimant Type	Claims Paid	Amount Paid	Payments in County
Shelby (Alabama)	210	<u>Claimant Type</u>	<u>Claims Paid</u>	<u>Amount Paid</u>	<p>Payments in County</p> <ul style="list-style-type: none"> Resident Loss Both
		Resident of County	121	\$1,383,600.00	
		Resident and Loss in County	2	\$23,500.00	
		Claim Loss in County	1	\$28,800.00	
Totals:	124	\$1,435,900.00			
St. Clair (Alabama)	40	<u>Claimant Type</u>	<u>Claims Paid</u>	<u>Amount Paid</u>	<p>Payments in County</p> <ul style="list-style-type: none"> Resident
		Resident of County	24	\$333,000.00	
		Totals:	24	\$333,000.00	
Sumter (Alabama)	7	<u>Claimant Type</u>	<u>Claims Paid</u>	<u>Amount Paid</u>	<p>Payments in County</p> <ul style="list-style-type: none"> Resident
		Resident of County	1	\$46,200.00	
		Totals:	1	\$46,200.00	
Talladega (Alabama)	40	<u>Claimant Type</u>	<u>Claims Paid</u>	<u>Amount Paid</u>	<p>Payments in County</p> <ul style="list-style-type: none"> Resident
		Resident of County	23	\$136,600.00	
		Totals:	23	\$136,600.00	
Tallapoosa (Alabama)	23	<u>Claimant Type</u>	<u>Claims Paid</u>	<u>Amount Paid</u>	<p>Payments in County</p> <ul style="list-style-type: none"> Resident
		Resident of County	8	\$58,000.00	
		Totals:	8	\$58,000.00	

GCCF Program Statistics - Overall Summary (as of November 2, 2010, 5:05 PM ET)

County (Alabama)	Total Claims	Claimant Type	Claims Paid	Amount Paid	Payments in County
Tuscaloosa (Alabama)	197	<u>Claimant Type</u>	<u>Claims Paid</u>	<u>Amount Paid</u>	
		Resident of County	110	\$1,073,900.00	
		Resident and Loss in County	2	\$22,000.00	
		Claim Loss in County	2	\$49,000.00	
Totals:	114	\$1,144,900.00			
Unknown (Alabama)	110	<u>Claimant Type</u>	<u>Claims Paid</u>	<u>Amount Paid</u>	
		Resident of County	38	\$1,025,200.00	
		Totals:	38	\$1,025,200.00	
Walker (Alabama)	36	<u>Claimant Type</u>	<u>Claims Paid</u>	<u>Amount Paid</u>	
		Resident of County	16	\$198,600.00	
		Resident and Loss in County	1	\$9,500.00	
		Claim Loss in County	2	\$28,000.00	
Totals:	19	\$236,100.00			
Washington (Alabama)	174	<u>Claimant Type</u>	<u>Claims Paid</u>	<u>Amount Paid</u>	
		Resident of County	16	\$163,000.00	
		Resident and Loss in County	1	\$15,000.00	
		Claim Loss in County	5	\$112,600.00	
Totals:	22	\$290,600.00			
Wilcox (Alabama)	39	<u>Claimant Type</u>	<u>Claims Paid</u>	<u>Amount Paid</u>	
		Resident of County	11	\$172,600.00	
		Resident and Loss in County	3	\$67,000.00	
		Totals:	14	\$239,600.00	

GCCF Program Statistics - Overall Summary

(as of November 2, 2010, 5:05 PM ET)

County	Total Claims	Claimant Type	Claims Paid	Amount Paid	Payments in County
Winston (Alabama)	12	<u>Claimant Type</u>	<u>Claims Paid</u>	<u>Amount Paid</u>	Payments in County  <ul style="list-style-type: none"> Resident
		Resident of County	5	\$189,800.00	
		Totals:	5	\$189,800.00	
Alachua (Florida)	77	<u>Claimant Type</u>	<u>Claims Paid</u>	<u>Amount Paid</u>	Payments in County  <ul style="list-style-type: none"> Resident Loss Both
		Resident of County	16	\$127,800.00	
		Resident and Loss in County	5	\$145,600.00	
		Claim Loss in County	1	\$12,000.00	
Totals:	22	\$285,400.00			
Bay (Florida)	26,224	<u>Claimant Type</u>	<u>Claims Paid</u>	<u>Amount Paid</u>	Payments in County  <ul style="list-style-type: none"> Resident Loss Both
		Resident of County	487	\$6,013,600.00	
		Resident and Loss in County	7,923	\$112,739,776.00	
		Claim Loss in County	1,346	\$13,949,200.00	
Totals:	9,756	\$132,702,576.00			
Brevard (Florida)	107	<u>Claimant Type</u>	<u>Claims Paid</u>	<u>Amount Paid</u>	Payments in County  <ul style="list-style-type: none"> Resident Loss Both
		Resident of County	11	\$230,700.00	
		Resident and Loss in County	8	\$284,600.00	
		Claim Loss in County	2	\$30,300.00	
Totals:	21	\$545,600.00			
Broward (Florida)	450	<u>Claimant Type</u>	<u>Claims Paid</u>	<u>Amount Paid</u>	Payments in County  <ul style="list-style-type: none"> Resident Loss Both
		Resident of County	23	\$810,000.00	
		Resident and Loss in County	6	\$533,800.00	
		Claim Loss in County	10	\$246,800.00	
Totals:	39	\$1,590,600.00			

GCCF Program Statistics - Overall Summary

(as of November 2, 2010, 5:05 PM ET)

County (Florida)	Total Claims	Claimant Type	Claims Paid	Amount Paid	Payments in County
Calhoun (Florida)	130	<u>Claimant Type</u>	<u>Claims Paid</u>	<u>Amount Paid</u>	<p>Payments in County</p> <ul style="list-style-type: none"> Resident Loss Both
		Resident of County	20	\$218,200.00	
		Resident and Loss in County	1	\$6,000.00	
		Claim Loss in County	1	\$4,200.00	
		Totals:	22	\$228,400.00	
Charlotte (Florida)	197	<u>Claimant Type</u>	<u>Claims Paid</u>	<u>Amount Paid</u>	<p>Payments in County</p> <ul style="list-style-type: none"> Resident Loss Both
		Resident of County	3	\$8,400.00	
		Resident and Loss in County	24	\$935,200.00	
		Claim Loss in County	9	\$71,400.00	
		Totals:	36	\$1,015,000.00	
Citrus (Florida)	225	<u>Claimant Type</u>	<u>Claims Paid</u>	<u>Amount Paid</u>	<p>Payments in County</p> <ul style="list-style-type: none"> Resident Loss Both
		Resident of County	22	\$392,100.00	
		Resident and Loss in County	80	\$1,291,100.00	
		Claim Loss in County	7	\$162,700.00	
		Totals:	109	\$1,845,900.00	
Clay (Florida)	35	<u>Claimant Type</u>	<u>Claims Paid</u>	<u>Amount Paid</u>	<p>Payments in County</p> <ul style="list-style-type: none"> Resident Loss Both
		Resident of County	4	\$25,400.00	
		Resident and Loss in County	1	\$125,000.00	
		Claim Loss in County	1	\$18,700.00	
		Totals:	6	\$169,100.00	
Collier (Florida)	7,913	<u>Claimant Type</u>	<u>Claims Paid</u>	<u>Amount Paid</u>	<p>Payments in County</p> <ul style="list-style-type: none"> Resident Loss Both
		Resident of County	51	\$516,300.00	
		Resident and Loss in County	879	\$9,483,500.00	
		Claim Loss in County	27	\$156,500.00	
		Totals:	957	\$10,156,300.00	

GCCF Program Statistics - Overall Summary (as of November 2, 2010, 5:05 PM ET)

County (Florida)	Total Claims	Claimant Type	Claims Paid	Amount Paid	Payments in County
Columbia (Florida)	18	<u>Claimant Type</u>	<u>Claims Paid</u>	<u>Amount Paid</u>	<ul style="list-style-type: none"> Resident Both
		Resident of County	4	\$81,700.00	
		Resident and Loss in County	1	\$40,000.00	
		Totals:	5	\$121,700.00	
Dixie (Florida)	31	<u>Claimant Type</u>	<u>Claims Paid</u>	<u>Amount Paid</u>	<ul style="list-style-type: none"> Resident Loss Both
		Resident of County	1	\$3,000.00	
		Resident and Loss in County	12	\$353,400.00	
		Claim Loss in County	4	\$89,700.00	
Totals:	17	\$446,100.00			
Duval (Florida)	291	<u>Claimant Type</u>	<u>Claims Paid</u>	<u>Amount Paid</u>	<ul style="list-style-type: none"> Resident Loss Both
		Resident of County	34	\$594,000.00	
		Resident and Loss in County	15	\$1,183,000.00	
		Claim Loss in County	6	\$131,500.00	
Totals:	55	\$1,908,500.00			
Escambia (Florida)	15,466	<u>Claimant Type</u>	<u>Claims Paid</u>	<u>Amount Paid</u>	<ul style="list-style-type: none"> Resident Loss Both
		Resident of County	1,439	\$16,443,700.00	
		Resident and Loss in County	3,959	\$60,911,400.00	
		Claim Loss in County	1,006	\$13,508,300.00	
Totals:	6,404	\$90,863,400.00			
Flagler (Florida)	13	<u>Claimant Type</u>	<u>Claims Paid</u>	<u>Amount Paid</u>	<ul style="list-style-type: none"> Resident
		Resident of County	2	\$65,400.00	
		Totals:	2	\$65,400.00	

GCCF Program Statistics - Overall Summary

(as of November 2, 2010, 5:05 PM ET)

County (Florida)	Total Claims	Claimant Type	Claims Paid	Amount Paid	Payments in County
Franklin (Florida)	2,039	<u>Claimant Type</u>	<u>Claims Paid</u>	<u>Amount Paid</u>	<p>Payments in County</p> <ul style="list-style-type: none"> Resident Loss Both
		Resident of County	34	\$396,800.00	
		Resident and Loss in County	1,092	\$13,455,600.00	
		Claim Loss in County	123	\$1,683,500.00	
		Totals:	1,249	\$15,535,900.00	
Gadsden (Florida)	69	<u>Claimant Type</u>	<u>Claims Paid</u>	<u>Amount Paid</u>	<p>Payments in County</p> <ul style="list-style-type: none"> Resident Loss Both
		Resident of County	9	\$166,100.00	
		Resident and Loss in County	2	\$44,200.00	
		Claim Loss in County	1	\$6,000.00	
		Totals:	12	\$216,300.00	
Gulf (Florida)	1,405	<u>Claimant Type</u>	<u>Claims Paid</u>	<u>Amount Paid</u>	<p>Payments in County</p> <ul style="list-style-type: none"> Resident Loss Both
		Resident of County	82	\$1,035,100.00	
		Resident and Loss in County	367	\$8,378,100.00	
		Claim Loss in County	103	\$1,275,000.00	
		Totals:	552	\$10,688,200.00	
Hardee (Florida)	4	<u>Claimant Type</u>	<u>Claims Paid</u>	<u>Amount Paid</u>	<p>Payments in County</p> <ul style="list-style-type: none"> Resident
		Resident of County	1	\$15,000.00	
		Totals:	1	\$15,000.00	
Hendry (Florida)	29	<u>Claimant Type</u>	<u>Claims Paid</u>	<u>Amount Paid</u>	<p>Payments in County</p> <ul style="list-style-type: none"> Resident
		Resident of County	1	\$24,000.00	
		Totals:	1	\$24,000.00	

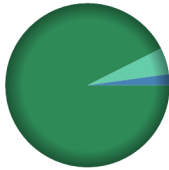


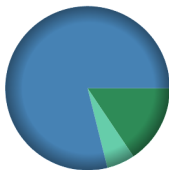
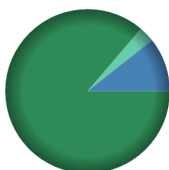
GCCF Program Statistics - Overall Summary

(as of November 2, 2010, 5:05 PM ET)

County (Florida)	Total Claims	Claimant Type	Claims Paid	Amount Paid	Payments in County
Hernando (Florida)	146	<u>Claimant Type</u>	<u>Claims Paid</u>	<u>Amount Paid</u>	<ul style="list-style-type: none"> ■ Resident ■ Loss ■ Both
		Resident of County	22	\$360,300.00	
		Resident and Loss in County	40	\$1,012,400.00	
		Claim Loss in County	15	\$303,200.00	
		Totals:	77	\$1,675,900.00	
Hillsborough (Florida)	1,018	<u>Claimant Type</u>	<u>Claims Paid</u>	<u>Amount Paid</u>	<ul style="list-style-type: none"> ■ Resident ■ Loss ■ Both
		Resident of County	64	\$924,200.00	
		Resident and Loss in County	103	\$2,248,800.00	
		Claim Loss in County	36	\$592,900.00	
		Totals:	203	\$3,765,900.00	
Holmes (Florida)	389	<u>Claimant Type</u>	<u>Claims Paid</u>	<u>Amount Paid</u>	<ul style="list-style-type: none"> ■ Resident ■ Loss ■ Both
		Resident of County	99	\$856,500.00	
		Resident and Loss in County	18	\$210,200.00	
		Claim Loss in County	4	\$15,600.00	
		Totals:	121	\$1,082,300.00	
Indian River (Florida)	37	<u>Claimant Type</u>	<u>Claims Paid</u>	<u>Amount Paid</u>	<ul style="list-style-type: none"> ■ Resident ■ Loss ■ Both
		Resident of County	1	\$1,000.00	
		Resident and Loss in County	3	\$157,000.00	
		Claim Loss in County	1	\$65,000.00	
		Totals:	5	\$223,000.00	
Jackson (Florida)	312	<u>Claimant Type</u>	<u>Claims Paid</u>	<u>Amount Paid</u>	<ul style="list-style-type: none"> ■ Resident ■ Loss ■ Both
		Resident of County	32	\$378,500.00	
		Resident and Loss in County	3	\$96,000.00	
		Claim Loss in County	1	\$7,900.00	
		Totals:	36	\$482,400.00	

GCCF Program Statistics - Overall Summary

(as of November 2, 2010, 5:05 PM ET)

County (Florida)	Total Claims	Claimant Type	Claims Paid	Amount Paid	Payments in County
Jefferson (Florida)	13	<u>Claimant Type</u>	<u>Claims Paid</u>	<u>Amount Paid</u>	 <ul style="list-style-type: none"> ■ Resident ■ Loss ■ Both
		Resident of County	4	\$106,200.00	
		Resident and Loss in County	2	\$2,500.00	
		Claim Loss in County	1	\$6,000.00	
Totals:	7	\$114,700.00			
Lafayette (Florida)	4	<u>Claimant Type</u>	<u>Claims Paid</u>	<u>Amount Paid</u>	 <ul style="list-style-type: none"> ■ Both
		Resident and Loss in County	1	\$226,700.00	
		Totals:	1	\$226,700.00	
Lake (Florida)	39	<u>Claimant Type</u>	<u>Claims Paid</u>	<u>Amount Paid</u>	 <ul style="list-style-type: none"> ■ Resident ■ Both
		Resident of County	8	\$83,100.00	
		Resident and Loss in County	5	\$137,900.00	
		Totals:	13	\$221,000.00	
Lee (Florida)	3,344	<u>Claimant Type</u>	<u>Claims Paid</u>	<u>Amount Paid</u>	 <ul style="list-style-type: none"> ■ Resident ■ Loss ■ Both
		Resident of County	39	\$698,700.00	
		Resident and Loss in County	205	\$3,536,800.00	
		Claim Loss in County	39	\$247,400.00	
Totals:	283	\$4,482,900.00			
Leon (Florida)	499	<u>Claimant Type</u>	<u>Claims Paid</u>	<u>Amount Paid</u>	 <ul style="list-style-type: none"> ■ Resident ■ Loss ■ Both
		Resident of County	87	\$1,718,200.00	
		Resident and Loss in County	7	\$212,600.00	
		Claim Loss in County	5	\$61,800.00	
Totals:	99	\$1,992,600.00			

GCCF Program Statistics - Overall Summary (as of November 2, 2010, 5:05 PM ET)

Levy (Florida)	152	<u>Claimant Type</u>	<u>Claims Paid</u>	<u>Amount Paid</u>	Payments in County
		Resident of County	10	\$229,300.00	<ul style="list-style-type: none"> ■ Resident ■ Loss ■ Both
		Resident and Loss in County	72	\$1,897,000.00	
		Claim Loss in County	9	\$241,100.00	
		Totals:	91	\$2,367,400.00	
Liberty (Florida)	58	<u>Claimant Type</u>	<u>Claims Paid</u>	<u>Amount Paid</u>	Payments in County
		Resident of County	18	\$160,000.00	<ul style="list-style-type: none"> ■ Resident ■ Loss ■ Both
		Resident and Loss in County	3	\$36,200.00	
		Claim Loss in County	2	\$49,600.00	
		Totals:	23	\$245,800.00	
Madison (Florida)	10	<u>Claimant Type</u>	<u>Claims Paid</u>	<u>Amount Paid</u>	Payments in County
		Resident of County	1	\$2,100.00	<ul style="list-style-type: none"> ■ Resident ■ Loss
		Claim Loss in County	2	\$21,200.00	
		Totals:	3	\$23,300.00	
Manatee (Florida)	347	<u>Claimant Type</u>	<u>Claims Paid</u>	<u>Amount Paid</u>	Payments in County
		Resident of County	19	\$466,100.00	<ul style="list-style-type: none"> ■ Resident ■ Loss ■ Both
		Resident and Loss in County	47	\$2,014,600.00	
		Claim Loss in County	21	\$479,000.00	
		Totals:	87	\$2,959,700.00	
Marion (Florida)	64	<u>Claimant Type</u>	<u>Claims Paid</u>	<u>Amount Paid</u>	Payments in County
		Resident of County	9	\$97,500.00	<ul style="list-style-type: none"> ■ Resident ■ Loss ■ Both
		Resident and Loss in County	1	\$20,200.00	
		Claim Loss in County	2	\$59,800.00	
		Totals:	12	\$177,500.00	




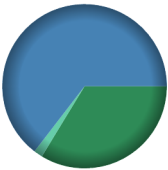
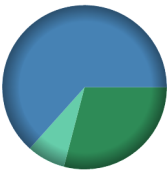
GCCF Program Statistics - Overall Summary

(as of November 2, 2010, 5:05 PM ET)

County (Florida)	Total Claims	Claimant Type	Claims Paid	Amount Paid	Payments in County
Martin (Florida)	28	<u>Claimant Type</u>	<u>Claims Paid</u>	<u>Amount Paid</u>	<ul style="list-style-type: none"> Resident Both
		Resident of County	2	\$27,200.00	
		Resident and Loss in County	5	\$109,500.00	
		Totals:	7	\$136,700.00	
Miami-dade (Florida)	1,290	<u>Claimant Type</u>	<u>Claims Paid</u>	<u>Amount Paid</u>	<ul style="list-style-type: none"> Resident Loss Both
		Resident of County	36	\$499,200.00	
		Resident and Loss in County	21	\$601,200.00	
		Claim Loss in County	13	\$298,100.00	
Totals:	70	\$1,398,500.00			
Monroe (Florida)	3,637	<u>Claimant Type</u>	<u>Claims Paid</u>	<u>Amount Paid</u>	<ul style="list-style-type: none"> Resident Loss Both
		Resident of County	31	\$742,000.00	
		Resident and Loss in County	698	\$18,110,100.00	
		Claim Loss in County	41	\$504,100.00	
Totals:	770	\$19,356,200.00			
Nassau (Florida)	16	<u>Claimant Type</u>	<u>Claims Paid</u>	<u>Amount Paid</u>	<ul style="list-style-type: none"> Resident Loss Both
		Resident of County	3	\$65,200.00	
		Resident and Loss in County	2	\$31,100.00	
		Claim Loss in County	1	\$30,000.00	
Totals:	6	\$126,300.00			
Okaloosa (Florida)	20,714	<u>Claimant Type</u>	<u>Claims Paid</u>	<u>Amount Paid</u>	<ul style="list-style-type: none"> Resident Loss Both
		Resident of County	1,215	\$15,120,500.00	
		Resident and Loss in County	6,529	\$113,353,400.00	
		Claim Loss in County	2,928	\$36,376,800.00	
Totals:	10,672	\$164,850,700.00			

GCCF Program Statistics - Overall Summary

(as of November 2, 2010, 5:05 PM ET)






County (Florida)	Total Claims	Claimant Type	Claims Paid	Amount Paid	Payments in County
Okeechobee (Florida)	6	<u>Claimant Type</u>	<u>Claims Paid</u>	<u>Amount Paid</u>	Payments in County  <ul style="list-style-type: none"> Loss
		Claim Loss in County	1	\$5,000.00	
		Totals:	1	\$5,000.00	
Orange (Florida)	431	<u>Claimant Type</u>	<u>Claims Paid</u>	<u>Amount Paid</u>	Payments in County  <ul style="list-style-type: none"> Resident Both
		Resident of County	56	\$811,400.00	
		Resident and Loss in County	6	\$185,000.00	
Totals:	62	\$996,400.00			
Osceola (Florida)	29	<u>Claimant Type</u>	<u>Claims Paid</u>	<u>Amount Paid</u>	Payments in County  <ul style="list-style-type: none"> Resident
		Resident of County	4	\$33,600.00	
		Totals:	4	\$33,600.00	
Palm Beach (Florida)	293	<u>Claimant Type</u>	<u>Claims Paid</u>	<u>Amount Paid</u>	Payments in County  <ul style="list-style-type: none"> Resident Loss Both
		Resident of County	17	\$237,600.00	
		Resident and Loss in County	9	\$455,500.00	
Claim Loss in County	2	\$12,200.00			
Totals:	28	\$705,300.00			
Pasco (Florida)	433	<u>Claimant Type</u>	<u>Claims Paid</u>	<u>Amount Paid</u>	Payments in County  <ul style="list-style-type: none"> Resident Loss Both
		Resident of County	72	\$1,165,600.00	
		Resident and Loss in County	94	\$2,543,700.00	
Claim Loss in County	19	\$302,600.00			
Totals:	185	\$4,011,900.00			

GCCF Program Statistics - Overall Summary

(as of November 2, 2010, 5:05 PM ET)

County (Florida)	Total Claims	Claimant Type	Claims Paid	Amount Paid	Payments in County
Pinellas (Florida)	2,684	<u>Claimant Type</u>	<u>Claims Paid</u>	<u>Amount Paid</u>	<p>Payments in County</p> <ul style="list-style-type: none"> Resident Loss Both
		Resident of County	51	\$1,410,900.00	
		Resident and Loss in County	545	\$9,479,900.00	
		Claim Loss in County	114	\$1,678,500.00	
		Totals:	710	\$12,569,300.00	
Polk (Florida)	159	<u>Claimant Type</u>	<u>Claims Paid</u>	<u>Amount Paid</u>	<p>Payments in County</p> <ul style="list-style-type: none"> Resident Loss Both
		Resident of County	12	\$168,600.00	
		Resident and Loss in County	5	\$145,000.00	
		Claim Loss in County	1	\$9,200.00	
		Totals:	18	\$322,800.00	
Putnam (Florida)	9	<u>Claimant Type</u>	<u>Claims Paid</u>	<u>Amount Paid</u>	<p>Payments in County</p> <ul style="list-style-type: none"> Both
		Resident and Loss in County	2	\$51,500.00	
		Totals:	2	\$51,500.00	
Santa Rosa (Florida)	7,171	<u>Claimant Type</u>	<u>Claims Paid</u>	<u>Amount Paid</u>	<p>Payments in County</p> <ul style="list-style-type: none"> Resident Loss Both
		Resident of County	851	\$9,682,100.00	
		Resident and Loss in County	1,567	\$32,847,900.00	
		Claim Loss in County	1,114	\$13,238,300.00	
		Totals:	3,532	\$55,768,300.00	
Sarasota (Florida)	338	<u>Claimant Type</u>	<u>Claims Paid</u>	<u>Amount Paid</u>	<p>Payments in County</p> <ul style="list-style-type: none"> Resident Loss Both
		Resident of County	13	\$132,400.00	
		Resident and Loss in County	35	\$1,188,200.00	
		Claim Loss in County	9	\$131,500.00	
		Totals:	57	\$1,452,100.00	

GCCF Program Statistics - Overall Summary (as of November 2, 2010, 5:05 PM ET)

County (Florida)	Total Claims	Claimant Type	Claims Paid	Amount Paid	Payments in County
Seminole (Florida)	67	<u>Claimant Type</u>	<u>Claims Paid</u>	<u>Amount Paid</u>	Payments in County  <ul style="list-style-type: none"> Resident
		Resident of County	13	\$189,300.00	
		Totals:	13	\$189,300.00	
St. Johns (Florida)	44	<u>Claimant Type</u>	<u>Claims Paid</u>	<u>Amount Paid</u>	Payments in County  <ul style="list-style-type: none"> Resident Both
		Resident of County	8	\$145,300.00	
		Resident and Loss in County	4	\$76,500.00	
Totals:	12	\$221,800.00			
St. Lucie (Florida)	73	<u>Claimant Type</u>	<u>Claims Paid</u>	<u>Amount Paid</u>	Payments in County  <ul style="list-style-type: none"> Resident Both
		Resident of County	4	\$76,500.00	
		Resident and Loss in County	2	\$62,800.00	
Totals:	6	\$139,300.00			
Sumter (Florida)	12	<u>Claimant Type</u>	<u>Claims Paid</u>	<u>Amount Paid</u>	Payments in County  <ul style="list-style-type: none"> Resident
		Resident of County	7	\$153,300.00	
		Totals:	7	\$153,300.00	
Suwannee (Florida)	9	<u>Claimant Type</u>	<u>Claims Paid</u>	<u>Amount Paid</u>	Payments in County  <ul style="list-style-type: none"> Resident
		Resident of County	1	\$3,200.00	
		Totals:	1	\$3,200.00	

GCCF Program Statistics - Overall Summary (as of November 2, 2010, 5:05 PM ET)

County (Florida)	Total Claims	Claimant Type	Claims Paid	Amount Paid	Payments in County
Taylor (Florida)	64	<u>Claimant Type</u>	<u>Claims Paid</u>	<u>Amount Paid</u>	
		Resident of County	8	\$298,200.00	
		Resident and Loss in County	33	\$1,269,800.00	
		Claim Loss in County	1	\$4,800.00	
Totals:	42	\$1,572,800.00			
Unknown (Florida)	148	<u>Claimant Type</u>	<u>Claims Paid</u>	<u>Amount Paid</u>	
		Resident of County	35	\$762,100.00	
		Totals:	35	\$762,100.00	
Volusia (Florida)	73	<u>Claimant Type</u>	<u>Claims Paid</u>	<u>Amount Paid</u>	
		Resident of County	5	\$184,100.00	
		Resident and Loss in County	4	\$482,000.00	
		Claim Loss in County	3	\$33,800.00	
Totals:	12	\$699,900.00			
Wakulla (Florida)	534	<u>Claimant Type</u>	<u>Claims Paid</u>	<u>Amount Paid</u>	
		Resident of County	34	\$835,800.00	
		Resident and Loss in County	279	\$6,308,700.00	
		Claim Loss in County	28	\$714,700.00	
Totals:	341	\$7,859,200.00			
Walton (Florida)	9,831	<u>Claimant Type</u>	<u>Claims Paid</u>	<u>Amount Paid</u>	
		Resident of County	863	\$15,906,700.00	
		Resident and Loss in County	2,559	\$46,283,700.00	
		Claim Loss in County	1,982	\$21,954,900.00	
Totals:	5,404	\$84,145,300.00			

GCCF Program Statistics - Overall Summary

(as of November 2, 2010, 5:05 PM ET)


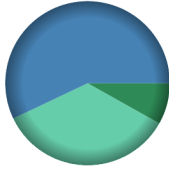

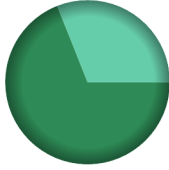
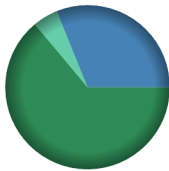
County	Total Claims	Claimant Type	Claims Paid	Amount Paid	Payments in County
Washington (Florida)	880	<u>Claimant Type</u>	<u>Claims Paid</u>	<u>Amount Paid</u>	
		Resident of County	192	\$1,710,300.00	
		Resident and Loss in County	32	\$367,100.00	
		Claim Loss in County	6	\$62,500.00	
Totals:	230	\$2,139,900.00			
Acadia (Louisiana)	116	<u>Claimant Type</u>	<u>Claims Paid</u>	<u>Amount Paid</u>	
		Resident of County	12	\$286,900.00	
		Resident and Loss in County	7	\$290,600.00	
		Claim Loss in County	4	\$70,900.00	
Totals:	23	\$648,400.00			
Allen (Louisiana)	46	<u>Claimant Type</u>	<u>Claims Paid</u>	<u>Amount Paid</u>	
		Resident of County	1	\$30,000.00	
		Claim Loss in County	2	\$38,600.00	
Totals:	3	\$68,600.00			
Ascension (Louisiana)	1,018	<u>Claimant Type</u>	<u>Claims Paid</u>	<u>Amount Paid</u>	
		Resident of County	47	\$637,600.00	
		Resident and Loss in County	11	\$304,500.00	
		Claim Loss in County	2	\$20,900.00	
Totals:	60	\$963,000.00			
Assumption (Louisiana)	692	<u>Claimant Type</u>	<u>Claims Paid</u>	<u>Amount Paid</u>	
		Resident of County	28	\$641,600.00	
		Resident and Loss in County	70	\$1,088,200.00	
		Claim Loss in County	7	\$117,500.00	
Totals:	105	\$1,847,300.00			

GCCF Program Statistics - Overall Summary

(as of November 2, 2010, 5:05 PM ET)

Parish (Louisiana)	Total Claims	Claimant Type	Claims Paid	Amount Paid	Payments in County
Avoyelles (Louisiana)	93	<u>Claimant Type</u>	<u>Claims Paid</u>	<u>Amount Paid</u>	Payments in County
		Resident of County	12	\$137,200.00	
		Resident and Loss in County	12	\$666,800.00	
		Claim Loss in County	2	\$38,200.00	
Totals:	26	\$842,200.00			
Beauregard (Louisiana)	22	<u>Claimant Type</u>	<u>Claims Paid</u>	<u>Amount Paid</u>	Payments in County
		Resident of County	3	\$135,200.00	
		Resident and Loss in County	4	\$76,000.00	
		Totals:	7	\$211,200.00	
Bossier (Louisiana)	44	<u>Claimant Type</u>	<u>Claims Paid</u>	<u>Amount Paid</u>	Payments in County
		Resident of County	5	\$62,500.00	
		Totals:	5	\$62,500.00	
Caddo (Louisiana)	107	<u>Claimant Type</u>	<u>Claims Paid</u>	<u>Amount Paid</u>	Payments in County
		Resident of County	13	\$129,200.00	
		Totals:	13	\$129,200.00	
Calcasieu (Louisiana)	710	<u>Claimant Type</u>	<u>Claims Paid</u>	<u>Amount Paid</u>	Payments in County
		Resident of County	115	\$2,988,000.00	
		Resident and Loss in County	92	\$2,215,400.00	
		Claim Loss in County	23	\$481,100.00	
		Totals:	230	\$5,684,500.00	

GCCF Program Statistics - Overall Summary (as of November 2, 2010, 5:05 PM ET)

County (Louisiana)	Total Claims	Claimant Type	Claims Paid	Amount Paid	Payments in County
Caldwell	6	<u>Claimant Type</u>	<u>Claims Paid</u>	<u>Amount Paid</u>	Payments in County 
		Resident of County	2	\$7,300.00	
		Totals:	2	\$7,300.00	
Cameron	340	<u>Claimant Type</u>	<u>Claims Paid</u>	<u>Amount Paid</u>	Payments in County 
		Resident of County	20	\$514,400.00	
		Resident and Loss in County	129	\$3,604,700.00	
		Claim Loss in County	83	\$2,196,400.00	
		Totals:	232	\$6,315,500.00	
Claiborne	3	<u>Claimant Type</u>	<u>Claims Paid</u>	<u>Amount Paid</u>	Payments in County 
		Claim Loss in County	1	\$80,400.00	
		Totals:	1	\$80,400.00	
Concordia	38	<u>Claimant Type</u>	<u>Claims Paid</u>	<u>Amount Paid</u>	Payments in County 
		Resident of County	3	\$155,700.00	
		Resident and Loss in County	2	\$70,000.00	
		Totals:	5	\$225,700.00	
E. Baton Rouge	2,611	<u>Claimant Type</u>	<u>Claims Paid</u>	<u>Amount Paid</u>	Payments in County 
		Resident of County	162	\$2,852,600.00	
		Resident and Loss in County	48	\$1,388,900.00	
		Claim Loss in County	12	\$219,600.00	
		Totals:	222	\$4,461,100.00	

GCCF Program Statistics - Overall Summary (as of November 2, 2010, 5:05 PM ET)

Parish (Louisiana)	Total Claims	Claimant Type	Claims Paid	Amount Paid	Payments in County
E. Feliciana (Louisiana)	32	<u>Claimant Type</u>	<u>Claims Paid</u>	<u>Amount Paid</u>	
		Resident of County	1	\$14,000.00	
		Resident and Loss in County	3	\$115,000.00	
		Claim Loss in County	1	\$20,000.00	
Totals:	5	\$149,000.00			
Evangeline (Louisiana)	54	<u>Claimant Type</u>	<u>Claims Paid</u>	<u>Amount Paid</u>	
		Resident of County	5	\$103,900.00	
		Resident and Loss in County	4	\$70,300.00	
		Totals:	9	\$174,200.00	
Franklin (Louisiana)	8	<u>Claimant Type</u>	<u>Claims Paid</u>	<u>Amount Paid</u>	
		Resident of County	3	\$35,200.00	
		Totals:	3	\$35,200.00	
Grant (Louisiana)	16	<u>Claimant Type</u>	<u>Claims Paid</u>	<u>Amount Paid</u>	
		Resident of County	1	\$15,500.00	
		Claim Loss in County	1	\$10,000.00	
		Totals:	2	\$25,500.00	
Iberia (Louisiana)	1,098	<u>Claimant Type</u>	<u>Claims Paid</u>	<u>Amount Paid</u>	
		Resident of County	112	\$3,316,000.00	
		Resident and Loss in County	235	\$5,988,900.00	
		Claim Loss in County	112	\$2,656,300.00	
		Totals:	459	\$11,961,200.00	

GCCF Program Statistics - Overall Summary

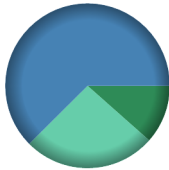
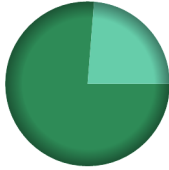
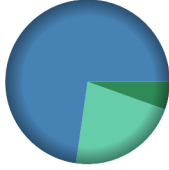
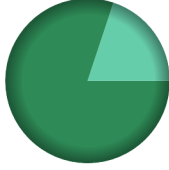

(as of November 2, 2010, 5:05 PM ET)

County (Louisiana)	Total Claims	Claimant Type	Claims Paid	Amount Paid	Payments in County
Iberville (Louisiana)	266	<u>Claimant Type</u>	<u>Claims Paid</u>	<u>Amount Paid</u>	
		Resident of County	10	\$271,700.00	
		Resident and Loss in County	48	\$813,200.00	
		Claim Loss in County	6	\$138,300.00	
		Totals:	64	\$1,223,200.00	
Jackson (Louisiana)	2	<u>Claimant Type</u>	<u>Claims Paid</u>	<u>Amount Paid</u>	
		Resident of County	1	\$18,600.00	
		Resident and Loss in County	1	\$4,500.00	
		Totals:	2	\$23,100.00	
		Jefferson (Louisiana)	49,177	<u>Claimant Type</u>	
Resident of County	3,027			\$38,760,600.00	
Resident and Loss in County	5,220			\$85,210,600.00	
Claim Loss in County	2,151			\$26,590,500.00	
Totals:	10,398			\$150,561,700.00	
Jefferson Davis (Louisiana)	47	<u>Claimant Type</u>	<u>Claims Paid</u>	<u>Amount Paid</u>	
		Resident of County	5	\$53,700.00	
		Resident and Loss in County	8	\$231,500.00	
		Claim Loss in County	2	\$65,000.00	
		Totals:	15	\$350,200.00	
Lafayette (Louisiana)	1,380	<u>Claimant Type</u>	<u>Claims Paid</u>	<u>Amount Paid</u>	
		Resident of County	202	\$4,897,800.00	
		Resident and Loss in County	132	\$3,740,000.00	
		Claim Loss in County	82	\$1,972,700.00	
		Totals:	416	\$10,610,500.00	



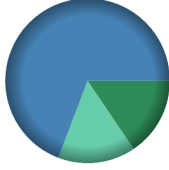
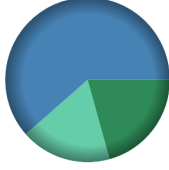

GCCF Program Statistics - Overall Summary (as of November 2, 2010, 5:05 PM ET)

Parish (Louisiana)	Total Claims	Claimant Type	Claims Paid	Amount Paid	Payments in County
Lafourche (Louisiana)	3,210	<u>Claimant Type</u>	<u>Claims Paid</u>	<u>Amount Paid</u>	
		Resident of County	191	\$3,789,900.00	
		Resident and Loss in County	1,006	\$34,058,100.00	
		Claim Loss in County	273	\$4,967,100.00	
Totals:	1,470	\$42,815,100.00			
Lincoln (Louisiana)	24	<u>Claimant Type</u>	<u>Claims Paid</u>	<u>Amount Paid</u>	
		Resident of County	4	\$133,100.00	
		Totals:	4	\$133,100.00	
Livingston (Louisiana)	333	<u>Claimant Type</u>	<u>Claims Paid</u>	<u>Amount Paid</u>	
		Resident of County	42	\$996,100.00	
		Resident and Loss in County	21	\$856,400.00	
		Claim Loss in County	5	\$95,000.00	
Totals:	68	\$1,947,500.00			
Madison (Louisiana)	5	<u>Claimant Type</u>	<u>Claims Paid</u>	<u>Amount Paid</u>	
		Resident of County	1	\$16,200.00	
		Totals:	1	\$16,200.00	
Natchitoches (Louisiana)	21	<u>Claimant Type</u>	<u>Claims Paid</u>	<u>Amount Paid</u>	
		Resident of County	3	\$61,000.00	
		Resident and Loss in County	3	\$55,400.00	
		Totals:	6	\$116,400.00	

GCCF Program Statistics - Overall Summary (as of November 2, 2010, 5:05 PM ET)

Parish (Louisiana)	Total Claims	Claimant Type	Claims Paid	Amount Paid	Payments in County
Orleans (Louisiana)	57,503	<u>Claimant Type</u>	<u>Claims Paid</u>	<u>Amount Paid</u>	 <ul style="list-style-type: none"> ■ Resident ■ Loss ■ Both
		Resident of County	1,789	\$19,404,600.00	
		Resident and Loss in County	9,145	\$105,144,500.00	
		Claim Loss in County	3,565	\$43,811,600.00	
Totals:	14,499	\$168,360,700.00			
Ouachita (Louisiana)	105	<u>Claimant Type</u>	<u>Claims Paid</u>	<u>Amount Paid</u>	 <ul style="list-style-type: none"> ■ Resident ■ Both
		Resident of County	24	\$336,000.00	
		Resident and Loss in County	4	\$104,600.00	
		Totals:	28	\$440,600.00	
Plaquemines (Louisiana)	4,585	<u>Claimant Type</u>	<u>Claims Paid</u>	<u>Amount Paid</u>	 <ul style="list-style-type: none"> ■ Resident ■ Loss ■ Both
		Resident of County	151	\$4,519,100.00	
		Resident and Loss in County	1,090	\$60,308,800.00	
		Claim Loss in County	627	\$18,083,900.00	
Totals:	1,868	\$82,911,800.00			
Pointe Coupee (Louisiana)	41	<u>Claimant Type</u>	<u>Claims Paid</u>	<u>Amount Paid</u>	 <ul style="list-style-type: none"> ■ Resident ■ Both
		Resident of County	4	\$120,800.00	
		Resident and Loss in County	2	\$30,000.00	
		Totals:	6	\$150,800.00	
Rapides (Louisiana)	190	<u>Claimant Type</u>	<u>Claims Paid</u>	<u>Amount Paid</u>	 <ul style="list-style-type: none"> ■ Resident ■ Both
		Resident of County	19	\$354,200.00	
		Resident and Loss in County	5	\$309,800.00	
		Totals:	24	\$664,000.00	

GCCF Program Statistics - Overall Summary (as of November 2, 2010, 5:05 PM ET)

County (Louisiana)	Total Claims	Claimant Type	Claims Paid	Amount Paid	Payments in County
Richland	5	<u>Claimant Type</u>	<u>Claims Paid</u>	<u>Amount Paid</u>	 <ul style="list-style-type: none"> Resident
		Resident of County	3	\$114,400.00	
		Totals:	3	\$114,400.00	
Sabine	8	<u>Claimant Type</u>	<u>Claims Paid</u>	<u>Amount Paid</u>	 <ul style="list-style-type: none"> Resident
		Resident of County	1	\$16,800.00	
		Totals:	1	\$16,800.00	
St. Bernard	4,858	<u>Claimant Type</u>	<u>Claims Paid</u>	<u>Amount Paid</u>	 <ul style="list-style-type: none"> Resident Loss Both
		Resident of County	393	\$5,141,000.00	
		Resident and Loss in County	742	\$22,930,800.00	
		Claim Loss in County	220	\$5,062,700.00	
		Totals:	1,355	\$33,134,500.00	
St. Charles	3,552	<u>Claimant Type</u>	<u>Claims Paid</u>	<u>Amount Paid</u>	 <ul style="list-style-type: none"> Resident Loss Both
		Resident of County	214	\$2,441,200.00	
		Resident and Loss in County	284	\$7,246,700.00	
		Claim Loss in County	153	\$2,101,600.00	
		Totals:	651	\$11,789,500.00	
St. Helena	35	<u>Claimant Type</u>	<u>Claims Paid</u>	<u>Amount Paid</u>	 <ul style="list-style-type: none"> Resident Loss
		Resident of County	3	\$50,500.00	
		Claim Loss in County	1	\$25,000.00	
		Totals:	4	\$75,500.00	

GCCF Program Statistics - Overall Summary (as of November 2, 2010, 5:05 PM ET)

Parish (Louisiana)	Total Claims	Claimant Type	Claims Paid	Amount Paid	Payments in County
St. James (Louisiana)	904	<u>Claimant Type</u>	<u>Claims Paid</u>	<u>Amount Paid</u>	<ul style="list-style-type: none"> ■ Resident ■ Loss ■ Both
		Resident of County	14	\$243,600.00	
		Resident and Loss in County	8	\$201,500.00	
		Claim Loss in County	1	\$51,300.00	
Totals:	23	\$496,400.00			
St. John The Baptist (Louisiana)	4,360	<u>Claimant Type</u>	<u>Claims Paid</u>	<u>Amount Paid</u>	<ul style="list-style-type: none"> ■ Resident ■ Loss ■ Both
		Resident of County	190	\$1,794,500.00	
		Resident and Loss in County	124	\$2,000,600.00	
		Claim Loss in County	48	\$506,400.00	
Totals:	362	\$4,301,500.00			
St. Landry (Louisiana)	202	<u>Claimant Type</u>	<u>Claims Paid</u>	<u>Amount Paid</u>	<ul style="list-style-type: none"> ■ Resident ■ Loss ■ Both
		Resident of County	23	\$559,500.00	
		Resident and Loss in County	16	\$517,200.00	
		Claim Loss in County	4	\$104,300.00	
Totals:	43	\$1,181,000.00			
St. Martin (Louisiana)	606	<u>Claimant Type</u>	<u>Claims Paid</u>	<u>Amount Paid</u>	<ul style="list-style-type: none"> ■ Resident ■ Loss ■ Both
		Resident of County	53	\$1,059,200.00	
		Resident and Loss in County	201	\$4,293,150.00	
		Claim Loss in County	19	\$253,000.00	
Totals:	273	\$5,605,350.00			
St. Mary (Louisiana)	1,467	<u>Claimant Type</u>	<u>Claims Paid</u>	<u>Amount Paid</u>	<ul style="list-style-type: none"> ■ Resident ■ Loss ■ Both
		Resident of County	101	\$2,242,200.00	
		Resident and Loss in County	333	\$8,568,300.00	
		Claim Loss in County	173	\$5,456,600.00	
Totals:	607	\$16,267,100.00			

GCCF Program Statistics - Overall Summary (as of November 2, 2010, 5:05 PM ET)

County (Louisiana)	Total Claims	Claimant Type	Claims Paid	Amount Paid	Payments in County
St. Tammany (Louisiana)	6,516	<u>Claimant Type</u>	<u>Claims Paid</u>	<u>Amount Paid</u>	<ul style="list-style-type: none"> Resident Loss Both
		Resident of County	603	\$10,029,000.00	
		Resident and Loss in County	963	\$21,486,300.00	
		Claim Loss in County	307	\$4,746,265.00	
Totals:	1,873	\$36,261,565.00			
Tangipahoa (Louisiana)	1,493	<u>Claimant Type</u>	<u>Claims Paid</u>	<u>Amount Paid</u>	<ul style="list-style-type: none"> Resident Loss Both
		Resident of County	120	\$2,510,500.00	
		Resident and Loss in County	95	\$2,037,900.00	
		Claim Loss in County	23	\$728,700.00	
Totals:	238	\$5,277,100.00			
Terrebonne (Louisiana)	5,339	<u>Claimant Type</u>	<u>Claims Paid</u>	<u>Amount Paid</u>	<ul style="list-style-type: none"> Resident Loss Both
		Resident of County	161	\$3,493,300.00	
		Resident and Loss in County	2,079	\$56,765,100.00	
		Claim Loss in County	367	\$8,745,400.00	
Totals:	2,607	\$69,003,800.00			
Union (Louisiana)	9	<u>Claimant Type</u>	<u>Claims Paid</u>	<u>Amount Paid</u>	<ul style="list-style-type: none"> Resident Both
		Resident of County	2	\$95,500.00	
		Resident and Loss in County	1	\$40,800.00	
Totals:	3	\$136,300.00			
Unknown (Louisiana)	287	<u>Claimant Type</u>	<u>Claims Paid</u>	<u>Amount Paid</u>	<ul style="list-style-type: none"> Resident
		Resident of County	53	\$937,500.00	
Totals:	53	\$937,500.00			

GCCF Program Statistics - Overall Summary

(as of November 2, 2010, 5:05 PM ET)

Parish (Louisiana)	Total Claims	Claimant Type	Claims Paid	Amount Paid	Payments in County
Vermilion (Louisiana)	1,221	<u>Claimant Type</u>	<u>Claims Paid</u>	<u>Amount Paid</u>	
		Resident of County	112	\$2,422,300.00	
		Resident and Loss in County	552	\$13,104,000.00	
		Claim Loss in County	168	\$22,271,600.00	
Totals:		832	\$37,797,900.00		
Vernon (Louisiana)	18	<u>Claimant Type</u>	<u>Claims Paid</u>	<u>Amount Paid</u>	
		Resident of County	1	\$10,000.00	
		Claim Loss in County	3	\$124,000.00	
		Totals:		4	
W. Baton Rouge (Louisiana)	116	<u>Claimant Type</u>	<u>Claims Paid</u>	<u>Amount Paid</u>	
		Resident and Loss in County	1	\$28,100.00	
		Claim Loss in County	1	\$3,700.00	
		Totals:		2	
W. Feliciana (Louisiana)	18	<u>Claimant Type</u>	<u>Claims Paid</u>	<u>Amount Paid</u>	
		Resident of County	1	\$8,000.00	
		Totals:		1	
Washington (Louisiana)	258	<u>Claimant Type</u>	<u>Claims Paid</u>	<u>Amount Paid</u>	
		Resident of County	21	\$656,900.00	
		Resident and Loss in County	12	\$554,600.00	
		Claim Loss in County	1	\$9,000.00	
		Totals:		34	

GCCF Program Statistics - Overall Summary (as of November 2, 2010, 5:05 PM ET)



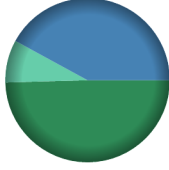

County	Total Claims	Claimant Type	Claims Paid	Amount Paid	Payments in County
Webster (Louisiana)	10	<u>Claimant Type</u>	<u>Claims Paid</u>	<u>Amount Paid</u>	Payments in County  Resident
		Resident of County	1	\$91,000.00	
		Totals:	1	\$91,000.00	
Amite (Mississippi)	26	<u>Claimant Type</u>	<u>Claims Paid</u>	<u>Amount Paid</u>	Payments in County  Resident
		Resident of County	1	\$22,100.00	
		Totals:	1	\$22,100.00	
Bolivar (Mississippi)	8	<u>Claimant Type</u>	<u>Claims Paid</u>	<u>Amount Paid</u>	Payments in County  Resident
		Resident of County	1	\$2,100.00	
		Totals:	1	\$2,100.00	
Calhoun (Mississippi)	4	<u>Claimant Type</u>	<u>Claims Paid</u>	<u>Amount Paid</u>	Payments in County  Resident
		Resident of County	1	\$55,000.00	
		Totals:	1	\$55,000.00	
Chickasaw (Mississippi)	1	<u>Claimant Type</u>	<u>Claims Paid</u>	<u>Amount Paid</u>	Payments in County  Resident
		Resident of County	1	\$6,000.00	
		Totals:	1	\$6,000.00	

GCCF Program Statistics - Overall Summary (as of November 2, 2010, 5:05 PM ET)

County (Mississippi)	Total Claims	Claimant Type	Claims Paid	Amount Paid	Payments in County
Claiborne	11	Resident of County	1	\$17,600.00	 ■ Resident
		Totals:	1	\$17,600.00	
Clarke	56	Resident of County	4	\$112,900.00	 ■ Resident
		Totals:	4	\$112,900.00	
Coahoma	4	Resident of County	1	\$35,000.00	 ■ Resident
		Totals:	1	\$35,000.00	
Copiah	23	Resident of County	1	\$20,000.00	 ■ Resident
		Totals:	1	\$20,000.00	
Covington	98	Resident of County	2	\$39,400.00	 ■ Resident
		Totals:	2	\$39,400.00	

GCCF Program Statistics - Overall Summary

(as of November 2, 2010, 5:05 PM ET)

County	Total Claims	Claimant Type	Claims Paid	Amount Paid	Payments in County
Desoto (Mississippi)	36	<u>Claimant Type</u>	<u>Claims Paid</u>	<u>Amount Paid</u>	Payments in County  <ul style="list-style-type: none"> Resident
		Resident of County	15	\$171,100.00	
		Totals:	15	\$171,100.00	
		Forrest (Mississippi)	820	<u>Claimant Type</u>	
Resident of County	50			\$670,600.00	
Resident and Loss in County	15			\$433,500.00	
Claim Loss in County	4			\$21,200.00	
Totals:	69	\$1,125,300.00			
Franklin (Mississippi)	12	<u>Claimant Type</u>	<u>Claims Paid</u>	<u>Amount Paid</u>	Payments in County  <ul style="list-style-type: none"> Resident Loss
		Resident of County	1	\$7,500.00	
		Claim Loss in County	1	\$14,600.00	
		Totals:	2	\$22,100.00	
George (Mississippi)	409	<u>Claimant Type</u>	<u>Claims Paid</u>	<u>Amount Paid</u>	Payments in County  <ul style="list-style-type: none"> Resident Loss Both
		Resident of County	52	\$798,700.00	
		Resident and Loss in County	20	\$677,300.00	
		Claim Loss in County	7	\$135,200.00	
Totals:	79	\$1,611,200.00			
Greene (Mississippi)	108	<u>Claimant Type</u>	<u>Claims Paid</u>	<u>Amount Paid</u>	Payments in County  <ul style="list-style-type: none"> Resident Both
		Resident of County	6	\$60,800.00	
		Resident and Loss in County	5	\$31,900.00	
		Totals:	11	\$92,700.00	

GCCF Program Statistics - Overall Summary

(as of November 2, 2010, 5:05 PM ET)

County (Mississippi)	Total Claims	Claimant Type	Claims Paid	Amount Paid	Payments in County
Hancock (Mississippi)	2,941	<u>Claimant Type</u>	<u>Claims Paid</u>	<u>Amount Paid</u>	<p>Payments in County</p> <ul style="list-style-type: none"> Resident Loss Both
		Resident of County	167	\$2,560,900.00	
		Resident and Loss in County	645	\$14,908,000.00	
		Claim Loss in County	121	\$2,241,100.00	
		Totals:	933	\$19,710,000.00	
Harrison (Mississippi)	22,805	<u>Claimant Type</u>	<u>Claims Paid</u>	<u>Amount Paid</u>	<p>Payments in County</p> <ul style="list-style-type: none"> Resident Loss Both
		Resident of County	476	\$7,092,636.50	
		Resident and Loss in County	4,564	\$72,399,900.00	
		Claim Loss in County	847	\$11,414,300.00	
		Totals:	5,887	\$90,906,836.50	
Hinds (Mississippi)	181	<u>Claimant Type</u>	<u>Claims Paid</u>	<u>Amount Paid</u>	<p>Payments in County</p> <ul style="list-style-type: none"> Resident Loss Both
		Resident of County	17	\$169,000.00	
		Resident and Loss in County	2	\$6,100.00	
		Claim Loss in County	4	\$74,000.00	
		Totals:	23	\$249,100.00	
Humphreys (Mississippi)	3	<u>Claimant Type</u>	<u>Claims Paid</u>	<u>Amount Paid</u>	<p>Payments in County</p> <ul style="list-style-type: none"> Resident Loss
		Resident of County	1	\$9,300.00	
		Claim Loss in County	1	\$28,000.00	
		Totals:	2	\$37,300.00	
Itawamba (Mississippi)	2	<u>Claimant Type</u>	<u>Claims Paid</u>	<u>Amount Paid</u>	<p>Payments in County</p> <ul style="list-style-type: none"> Resident
		Resident of County	1	\$6,000.00	
		Totals:	1	\$6,000.00	


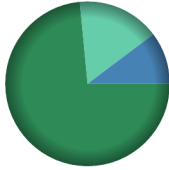

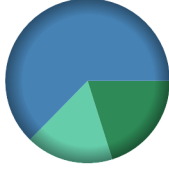

GCCF Program Statistics - Overall Summary

(as of November 2, 2010, 5:05 PM ET)




County (Mississippi)	Total Claims	Claimant Type	Claims Paid	Amount Paid	Payments in County
Jackson	10,460	<u>Claimant Type</u>	<u>Claims Paid</u>	<u>Amount Paid</u>	 <ul style="list-style-type: none"> ■ Resident ■ Loss ■ Both
		Resident of County	601	\$7,614,700.00	
		Resident and Loss in County	1,281	\$28,354,100.00	
		Claim Loss in County	493	\$7,477,400.00	
Totals:	2,375	\$43,446,200.00			
Jasper	65	<u>Claimant Type</u>	<u>Claims Paid</u>	<u>Amount Paid</u>	 <ul style="list-style-type: none"> ■ Both
		Resident and Loss in County	1	\$25,500.00	
		Totals:	1	\$25,500.00	
Jefferson Davis	123	<u>Claimant Type</u>	<u>Claims Paid</u>	<u>Amount Paid</u>	 <ul style="list-style-type: none"> ■ Resident
		Resident of County	1	\$7,200.00	
		Totals:	1	\$7,200.00	
Jones	148	<u>Claimant Type</u>	<u>Claims Paid</u>	<u>Amount Paid</u>	 <ul style="list-style-type: none"> ■ Resident ■ Both
		Resident of County	11	\$187,400.00	
		Resident and Loss in County	1	\$50,000.00	
		Totals:	12	\$237,400.00	
Kemper	6	<u>Claimant Type</u>	<u>Claims Paid</u>	<u>Amount Paid</u>	 <ul style="list-style-type: none"> ■ Loss
		Claim Loss in County	2	\$108,800.00	
		Totals:	2	\$108,800.00	

GCCF Program Statistics - Overall Summary

(as of November 2, 2010, 5:05 PM ET)

County (Mississippi)	Total Claims	Claimant Type	Claims Paid	Amount Paid	Payments in County
Lafayette	14	<u>Claimant Type</u>	<u>Claims Paid</u>	<u>Amount Paid</u>	Payments in County  <ul style="list-style-type: none"> Resident
		Resident of County	7	\$77,800.00	
		Totals:	7	\$77,800.00	
Lamar	153	<u>Claimant Type</u>	<u>Claims Paid</u>	<u>Amount Paid</u>	Payments in County  <ul style="list-style-type: none"> Resident Loss Both
		Resident of County	11	\$153,900.00	
		Resident and Loss in County	2	\$21,500.00	
		Claim Loss in County	2	\$34,000.00	
Totals:	15	\$209,400.00			
Lauderdale	67	<u>Claimant Type</u>	<u>Claims Paid</u>	<u>Amount Paid</u>	Payments in County  <ul style="list-style-type: none"> Resident
		Resident of County	15	\$150,100.00	
		Totals:	15	\$150,100.00	
Lawrence	86	<u>Claimant Type</u>	<u>Claims Paid</u>	<u>Amount Paid</u>	Payments in County  <ul style="list-style-type: none"> Resident Loss Both
		Resident of County	2	\$21,700.00	
		Resident and Loss in County	5	\$67,500.00	
		Claim Loss in County	2	\$18,500.00	
Totals:	9	\$107,700.00			
Leake	15	<u>Claimant Type</u>	<u>Claims Paid</u>	<u>Amount Paid</u>	Payments in County  <ul style="list-style-type: none"> Resident
		Resident of County	2	\$63,000.00	
		Totals:	2	\$63,000.00	

GCCF Program Statistics - Overall Summary (as of November 2, 2010, 5:05 PM ET)

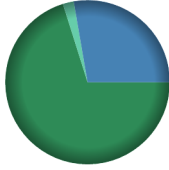
County	Total Claims	Claimant Type	Claims Paid	Amount Paid	Payments in County
Lee (Mississippi)	19	<u>Claimant Type</u>	<u>Claims Paid</u>	<u>Amount Paid</u>	Payments in County  Resident
		Resident of County	8	\$88,000.00	
		Totals:	8	\$88,000.00	
		Leflore (Mississippi)	7	<u>Claimant Type</u>	
Resident of County	1			\$7,800.00	
Totals:	1			\$7,800.00	
Lincoln (Mississippi)	33			<u>Claimant Type</u>	<u>Claims Paid</u>
		Resident of County	5	\$114,200.00	
		Resident and Loss in County	1	\$22,200.00	
		Claim Loss in County	1	\$100,000.00	
		Totals:	7	\$236,400.00	
Lowndes (Mississippi)	33	<u>Claimant Type</u>	<u>Claims Paid</u>	<u>Amount Paid</u>	Payments in County  Resident Both
		Resident of County	12	\$108,100.00	
		Resident and Loss in County	1	\$2,400.00	
		Totals:	13	\$110,500.00	
Madison (Mississippi)	112	<u>Claimant Type</u>	<u>Claims Paid</u>	<u>Amount Paid</u>	Payments in County  Resident Both
		Resident of County	31	\$317,300.00	
		Resident and Loss in County	3	\$52,400.00	
		Totals:	34	\$369,700.00	

GCCF Program Statistics - Overall Summary (as of November 2, 2010, 5:05 PM ET)

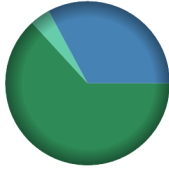




County (Mississippi)	Total Claims	Claimant Type	Claims Paid	Amount Paid	Payments in County
Marion	226	<u>Claimant Type</u>	<u>Claims Paid</u>	<u>Amount Paid</u>	<ul style="list-style-type: none"> Resident Loss Both
		Resident of County	6	\$134,600.00	
		Resident and Loss in County	6	\$123,400.00	
		Claim Loss in County	1	\$18,000.00	
Totals:	13	\$276,000.00			
Monroe	13	<u>Claimant Type</u>	<u>Claims Paid</u>	<u>Amount Paid</u>	<ul style="list-style-type: none"> Resident
		Resident of County	10	\$97,800.00	
		Totals:	10	\$97,800.00	
Montgomery	2	<u>Claimant Type</u>	<u>Claims Paid</u>	<u>Amount Paid</u>	<ul style="list-style-type: none"> Resident
		Resident of County	1	\$20,000.00	
		Totals:	1	\$20,000.00	
Neshoba	34	<u>Claimant Type</u>	<u>Claims Paid</u>	<u>Amount Paid</u>	<ul style="list-style-type: none"> Resident Loss
		Resident of County	3	\$160,600.00	
		Claim Loss in County	1	\$42,000.00	
		Totals:	4	\$202,600.00	
Newton	8	<u>Claimant Type</u>	<u>Claims Paid</u>	<u>Amount Paid</u>	<ul style="list-style-type: none"> Resident
		Resident of County	2	\$80,000.00	
		Totals:	2	\$80,000.00	

GCCF Program Statistics - Overall Summary

(as of November 2, 2010, 5:05 PM ET)

County (Mississippi)	Total Claims	Claimant Type	Claims Paid	Amount Paid	Payments in County
Noxubee (Mississippi)	12	<u>Claimant Type</u>	<u>Claims Paid</u>	<u>Amount Paid</u>	Payments in County  Resident
		Resident of County	1	\$8,800.00	
		Totals:	1	\$8,800.00	
Oktibbeha (Mississippi)	18	<u>Claimant Type</u>	<u>Claims Paid</u>	<u>Amount Paid</u>	Payments in County  Resident
		Resident of County	8	\$98,800.00	
		Totals:	8	\$98,800.00	
Panola (Mississippi)	5	<u>Claimant Type</u>	<u>Claims Paid</u>	<u>Amount Paid</u>	Payments in County  Resident
		Resident of County	2	\$14,700.00	
		Totals:	2	\$14,700.00	
Pearl River (Mississippi)	862	<u>Claimant Type</u>	<u>Claims Paid</u>	<u>Amount Paid</u>	Payments in County  Resident Loss Both
		Resident of County	113	\$1,441,800.00	
		Resident and Loss in County	18	\$569,300.00	
		Claim Loss in County	1	\$44,000.00	
		Totals:	132	\$2,055,100.00	
Perry (Mississippi)	57	<u>Claimant Type</u>	<u>Claims Paid</u>	<u>Amount Paid</u>	Payments in County  Resident Both
		Resident of County	3	\$78,600.00	
		Resident and Loss in County	3	\$44,200.00	
		Totals:	6	\$122,800.00	






GCCF Program Statistics - Overall Summary (as of November 2, 2010, 5:05 PM ET)

Pike (Mississippi)	166	Claimant Type	Claims Paid	Amount Paid	Payments in County
		Resident of County	18	\$192,500.00	 <ul style="list-style-type: none"> ■ Resident ■ Loss ■ Both
		Resident and Loss in County	1	\$100,000.00	
		Claim Loss in County	1	\$12,000.00	
		Totals:	20	\$304,500.00	
Rankin (Mississippi)	94	Claimant Type	Claims Paid	Amount Paid	Payments in County
		Resident of County	26	\$453,300.00	 <ul style="list-style-type: none"> ■ Resident ■ Loss
		Claim Loss in County	1	\$2,000.00	
		Totals:	27	\$455,300.00	
Scott (Mississippi)	23	Claimant Type	Claims Paid	Amount Paid	Payments in County
		Resident of County	7	\$68,700.00	 <ul style="list-style-type: none"> ■ Resident
		Totals:	7	\$68,700.00	
Sharkey (Mississippi)	1	Claimant Type	Claims Paid	Amount Paid	Payments in County
		Resident of County	1	\$4,800.00	 <ul style="list-style-type: none"> ■ Resident
		Totals:	1	\$4,800.00	
Simpson (Mississippi)	44	Claimant Type	Claims Paid	Amount Paid	Payments in County
		Resident of County	4	\$42,700.00	 <ul style="list-style-type: none"> ■ Resident ■ Both
		Resident and Loss in County	1	\$30,800.00	
		Totals:	5	\$73,500.00	

GCCF Program Statistics - Overall Summary (as of November 2, 2010, 5:05 PM ET)

County (Mississippi)	Total Claims	Claimant Type	Claims Paid	Amount Paid	Payments in County
Stone	619	<u>Claimant Type</u>	<u>Claims Paid</u>	<u>Amount Paid</u>	
		Resident of County	78	\$1,294,500.00	
		Resident and Loss in County	18	\$707,700.00	
		Claim Loss in County	6	\$89,000.00	
Totals:	102	\$2,091,200.00			
Sunflower	15	<u>Claimant Type</u>	<u>Claims Paid</u>	<u>Amount Paid</u>	
		Resident of County	3	\$26,800.00	
		Totals:	3	\$26,800.00	
Tishomingo	2	<u>Claimant Type</u>	<u>Claims Paid</u>	<u>Amount Paid</u>	
		Resident of County	1	\$2,100.00	
		Totals:	1	\$2,100.00	
Unknown	102	<u>Claimant Type</u>	<u>Claims Paid</u>	<u>Amount Paid</u>	
		Resident of County	15	\$249,700.00	
		Totals:	15	\$249,700.00	
Walthall	57	<u>Claimant Type</u>	<u>Claims Paid</u>	<u>Amount Paid</u>	
		Resident of County	1	\$19,400.00	
		Totals:	1	\$19,400.00	

GCCF Program Statistics - Overall Summary (as of November 2, 2010, 5:05 PM ET)




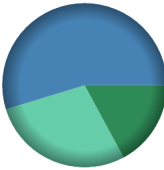

County (Mississippi)	Total Claims	Claimant Type	Claims Paid	Amount Paid	Payments in County
Warren	23				 <ul style="list-style-type: none"> Resident
		Resident of County	6	\$45,900.00	
		Totals:	6	\$45,900.00	
Washington	15				 <ul style="list-style-type: none"> Resident Both
		Resident of County	3	\$9,600.00	
		Resident and Loss in County	1	\$2,200.00	
Totals:	4	\$11,800.00			
Wayne	109				 <ul style="list-style-type: none"> Resident Loss Both
		Resident of County	3	\$89,100.00	
		Resident and Loss in County	3	\$86,600.00	
Claim Loss in County	1	\$5,900.00			
Totals:	7	\$181,600.00			
Webster	2				 <ul style="list-style-type: none"> Resident
		Resident of County	1	\$3,000.00	
		Totals:	1	\$3,000.00	
Wilkinson	16				 <ul style="list-style-type: none"> Resident
		Resident of County	1	\$8,400.00	
		Totals:	1	\$8,400.00	

GCCF Program Statistics - Overall Summary

(as of November 2, 2010, 5:05 PM ET)


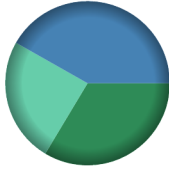

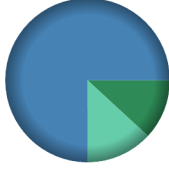

County	Total Claims	Claimant Type	Claims Paid	Amount Paid	Payments in County
Winston (Mississippi)	26	<u>Claimant Type</u>	<u>Claims Paid</u>	<u>Amount Paid</u>	Payments in County  <ul style="list-style-type: none"> Resident
		Resident of County	2	\$8,500.00	
		Totals:	2	\$8,500.00	
Yazoo (Mississippi)	5	<u>Claimant Type</u>	<u>Claims Paid</u>	<u>Amount Paid</u>	Payments in County  <ul style="list-style-type: none"> Resident Loss
		Resident of County	1	\$3,300.00	
		Claim Loss in County	1	\$74,400.00	
Totals:	2	\$77,700.00			
Anderson (Texas)	2	<u>Claimant Type</u>	<u>Claims Paid</u>	<u>Amount Paid</u>	Payments in County  <ul style="list-style-type: none"> Resident
		Resident of County	1	\$3,300.00	
		Totals:	1	\$3,300.00	
Angelina (Texas)	9	<u>Claimant Type</u>	<u>Claims Paid</u>	<u>Amount Paid</u>	Payments in County  <ul style="list-style-type: none"> Resident
		Resident of County	1	\$6,500.00	
		Totals:	1	\$6,500.00	
Aransas (Texas)	52	<u>Claimant Type</u>	<u>Claims Paid</u>	<u>Amount Paid</u>	Payments in County  <ul style="list-style-type: none"> Loss Both
		Resident and Loss in County	9	\$156,300.00	
		Claim Loss in County	3	\$19,100.00	
Totals:	12	\$175,400.00			

GCCF Program Statistics - Overall Summary (as of November 2, 2010, 5:05 PM ET)

County (Texas)	Total Claims	Claimant Type	Claims Paid	Amount Paid	Payments in County
Bay (Texas)	1	<u>Claimant Type</u>	<u>Claims Paid</u>	<u>Amount Paid</u>	 <ul style="list-style-type: none"> Loss
		Claim Loss in County	1	\$30,100.00	
		Totals:	1	\$30,100.00	
Bexar (Texas)	87	<u>Claimant Type</u>	<u>Claims Paid</u>	<u>Amount Paid</u>	 <ul style="list-style-type: none"> Resident Both
		Resident of County	15	\$223,300.00	
		Resident and Loss in County	2	\$182,000.00	
Totals:	17	\$405,300.00			
Bowie (Texas)	5	<u>Claimant Type</u>	<u>Claims Paid</u>	<u>Amount Paid</u>	 <ul style="list-style-type: none"> Resident
		Resident of County	1	\$2,600.00	
		Totals:	1	\$2,600.00	
Brazoria (Texas)	147	<u>Claimant Type</u>	<u>Claims Paid</u>	<u>Amount Paid</u>	 <ul style="list-style-type: none"> Resident Loss Both
		Resident of County	11	\$290,300.00	
		Resident and Loss in County	22	\$927,600.00	
Claim Loss in County	29	\$477,000.00			
Totals:	62	\$1,694,900.00			
Brazos (Texas)	9	<u>Claimant Type</u>	<u>Claims Paid</u>	<u>Amount Paid</u>	 <ul style="list-style-type: none"> Resident
		Resident of County	1	\$18,000.00	
		Totals:	1	\$18,000.00	

GCCF Program Statistics - Overall Summary




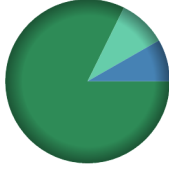
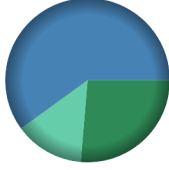
(as of November 2, 2010, 5:05 PM ET)

County (Texas)	Total Claims	Claimant Type	Claims Paid	Amount Paid	Payments in County
Brown (Texas)	1	<u>Claimant Type</u>	<u>Claims Paid</u>	<u>Amount Paid</u>	Payments in County  <ul style="list-style-type: none"> Resident
		Resident of County	1	\$8,600.00	
		Totals:	1	\$8,600.00	
Calhoun (Texas)	103	<u>Claimant Type</u>	<u>Claims Paid</u>	<u>Amount Paid</u>	Payments in County  <ul style="list-style-type: none"> Resident Loss Both
		Resident of County	6	\$354,600.00	
		Resident and Loss in County	5	\$441,100.00	
		Claim Loss in County	22	\$259,900.00	
Totals:	33	\$1,055,600.00			
Cameron (Texas)	205	<u>Claimant Type</u>	<u>Claims Paid</u>	<u>Amount Paid</u>	Payments in County  <ul style="list-style-type: none"> Resident Both
		Resident of County	9	\$236,800.00	
		Resident and Loss in County	37	\$963,100.00	
		Totals:	46	\$1,199,900.00	
Chambers (Texas)	48	<u>Claimant Type</u>	<u>Claims Paid</u>	<u>Amount Paid</u>	Payments in County  <ul style="list-style-type: none"> Resident Loss Both
		Resident of County	4	\$111,000.00	
		Resident and Loss in County	17	\$701,400.00	
		Claim Loss in County	6	\$122,500.00	
Totals:	27	\$934,900.00			
Cherokee (Texas)	4	<u>Claimant Type</u>	<u>Claims Paid</u>	<u>Amount Paid</u>	Payments in County  <ul style="list-style-type: none"> Resident
		Resident of County	1	\$1,700.00	
		Totals:	1	\$1,700.00	

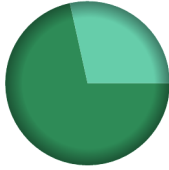

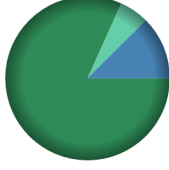
GCCF Program Statistics - Overall Summary (as of November 2, 2010, 5:05 PM ET)

County (Texas)	Total Claims	Claimant Type	Claims Paid	Amount Paid	Payments in County
Collin (Texas)	80		<u>Claims Paid</u>	<u>Amount Paid</u>	
		Resident of County	32	\$377,400.00	
		Claim Loss in County	3	\$102,100.00	
		Totals:	35	\$479,500.00	
Comal (Texas)	15		<u>Claims Paid</u>	<u>Amount Paid</u>	
		Resident of County	8	\$181,600.00	
		Totals:	8	\$181,600.00	
		Dallas (Texas)	299		
Resident of County	37			\$506,400.00	
Resident and Loss in County	2			\$145,500.00	
Claim Loss in County	8			\$113,500.00	
Totals:	47			\$765,400.00	
Denton (Texas)	37		<u>Claims Paid</u>	<u>Amount Paid</u>	
		Resident of County	10	\$91,000.00	
		Totals:	10	\$91,000.00	
		Ector (Texas)	2		
Resident of County	1			\$1,500.00	
Totals:	1			\$1,500.00	



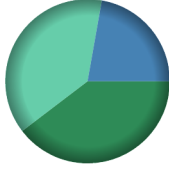


GCCF Program Statistics - Overall Summary (as of November 2, 2010, 5:05 PM ET)

County (Texas)	Total Claims	Claimant Type	Claims Paid	Amount Paid	Payments in County
El Paso (Texas)	5	<u>Claimant Type</u>	<u>Claims Paid</u>	<u>Amount Paid</u>	Payments in County  <ul style="list-style-type: none"> Resident
		Resident of County	1	\$3,700.00	
		Totals:	1	\$3,700.00	
Ellis (Texas)	8	<u>Claimant Type</u>	<u>Claims Paid</u>	<u>Amount Paid</u>	Payments in County  <ul style="list-style-type: none"> Resident
		Resident of County	1	\$25,000.00	
		Totals:	1	\$25,000.00	
Foard (Texas)	1	<u>Claimant Type</u>	<u>Claims Paid</u>	<u>Amount Paid</u>	Payments in County  <ul style="list-style-type: none"> Resident
		Resident of County	1	\$13,000.00	
		Totals:	1	\$13,000.00	
Fort Bend (Texas)	160	<u>Claimant Type</u>	<u>Claims Paid</u>	<u>Amount Paid</u>	Payments in County  <ul style="list-style-type: none"> Resident Loss Both
		Resident of County	30	\$1,285,600.00	
		Resident and Loss in County	7	\$129,300.00	
		Claim Loss in County	6	\$147,300.00	
		Totals:	43	\$1,562,200.00	
Galveston (Texas)	1,083	<u>Claimant Type</u>	<u>Claims Paid</u>	<u>Amount Paid</u>	Payments in County  <ul style="list-style-type: none"> Resident Loss Both
		Resident of County	122	\$3,520,700.00	
		Resident and Loss in County	337	\$8,020,600.00	
		Claim Loss in County	109	\$1,824,000.00	
		Totals:	568	\$13,365,300.00	


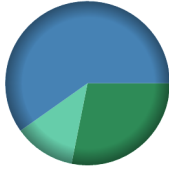



GCCF Program Statistics - Overall Summary (as of November 2, 2010, 5:05 PM ET)

County (Texas)	Total Claims	Claimant Type	Claims Paid	Amount Paid	Payments in County
Grayson (Texas)	4	<u>Claimant Type</u>	<u>Claims Paid</u>	<u>Amount Paid</u>	Payments in County  <ul style="list-style-type: none"> ■ Resident ■ Loss
		Resident of County	1	\$8,300.00	
		Claim Loss in County	1	\$3,300.00	
		Totals:	2	\$11,600.00	
Gregg (Texas)	6	<u>Claimant Type</u>	<u>Claims Paid</u>	<u>Amount Paid</u>	Payments in County  <ul style="list-style-type: none"> ■ Resident
		Resident of County	3	\$25,600.00	
		Totals:	3	\$25,600.00	
		Guadalupe (Texas)	3	<u>Claimant Type</u>	
Resident of County	2			\$42,600.00	
Totals:	2			\$42,600.00	
Hardin (Texas)	11			<u>Claimant Type</u>	<u>Claims Paid</u>
		Resident of County	1	\$7,200.00	
		Resident and Loss in County	1	\$10,000.00	
		Totals:	2	\$17,200.00	
Harris (Texas)	2,220	<u>Claimant Type</u>	<u>Claims Paid</u>	<u>Amount Paid</u>	Payments in County  <ul style="list-style-type: none"> ■ Resident ■ Loss ■ Both
		Resident of County	344	\$26,445,000.00	
		Resident and Loss in County	141	\$4,040,500.00	
		Claim Loss in County	103	\$1,877,200.00	
		Totals:	588	\$32,362,700.00	

GCCF Program Statistics - Overall Summary (as of November 2, 2010, 5:05 PM ET)

County (Texas)	Count	Claimant Type	Claims Paid	Amount Paid	Payments in County
Harrison (Texas)	2	<u>Claimant Type</u>	<u>Claims Paid</u>	<u>Amount Paid</u>	Payments in County  <ul style="list-style-type: none"> Resident
		Resident of County	1	\$10,400.00	
		Totals:	1	\$10,400.00	
Hays (Texas)	7	<u>Claimant Type</u>	<u>Claims Paid</u>	<u>Amount Paid</u>	Payments in County  <ul style="list-style-type: none"> Resident
		Resident of County	1	\$25,500.00	
		Totals:	1	\$25,500.00	
Hidalgo (Texas)	43	<u>Claimant Type</u>	<u>Claims Paid</u>	<u>Amount Paid</u>	Payments in County  <ul style="list-style-type: none"> Resident Loss Both
		Resident of County	3	\$10,700.00	
		Resident and Loss in County	1	\$6,000.00	
		Claim Loss in County	1	\$10,300.00	
		Totals:	5	\$27,000.00	
Hill (Texas)	2	<u>Claimant Type</u>	<u>Claims Paid</u>	<u>Amount Paid</u>	Payments in County  <ul style="list-style-type: none"> Resident
		Resident of County	1	\$21,600.00	
		Totals:	1	\$21,600.00	
Hopkins (Texas)	2	<u>Claimant Type</u>	<u>Claims Paid</u>	<u>Amount Paid</u>	Payments in County  <ul style="list-style-type: none"> Resident
		Resident of County	1	\$9,700.00	
		Totals:	1	\$9,700.00	

GCCF Program Statistics - Overall Summary (as of November 2, 2010, 5:05 PM ET)


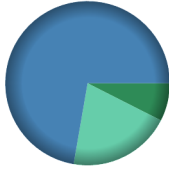



County (Texas)	Total Claims	Claimant Type	Claims Paid	Amount Paid	Payments in County
Jasper (Texas)	14	<u>Claimant Type</u>	<u>Claims Paid</u>	<u>Amount Paid</u>	Payments in County  <ul style="list-style-type: none"> Resident
		Resident of County	5	\$190,700.00	
		Totals:	5	\$190,700.00	
Jefferson (Texas)	1,205	<u>Claimant Type</u>	<u>Claims Paid</u>	<u>Amount Paid</u>	Payments in County  <ul style="list-style-type: none"> Resident Loss Both
		Resident of County	104	\$2,910,200.00	
		Resident and Loss in County	271	\$6,188,100.00	
		Claim Loss in County	52	\$1,248,200.00	
Totals:	427	\$10,346,500.00			
Jim Hogg (Texas)	1	<u>Claimant Type</u>	<u>Claims Paid</u>	<u>Amount Paid</u>	Payments in County  <ul style="list-style-type: none"> Loss
		Claim Loss in County	1	\$32,400.00	
		Totals:	1	\$32,400.00	
Jim Wells (Texas)	1	<u>Claimant Type</u>	<u>Claims Paid</u>	<u>Amount Paid</u>	Payments in County  <ul style="list-style-type: none"> Both
		Resident and Loss in County	1	\$79,900.00	
		Totals:	1	\$79,900.00	
Johnson (Texas)	12	<u>Claimant Type</u>	<u>Claims Paid</u>	<u>Amount Paid</u>	Payments in County  <ul style="list-style-type: none"> Resident
		Resident of County	4	\$131,000.00	
		Totals:	4	\$131,000.00	

GCCF Program Statistics - Overall Summary

(as of November 2, 2010, 5:05 PM ET)

County	Total Claims	Claimant Type	Claims Paid	Amount Paid	Payments in County
Kaufman (Texas)	6				 Resident
		Resident of County	1	\$11,600.00	
		Totals:	1	\$11,600.00	
Kendall (Texas)	2				 Resident
		Resident of County	2	\$15,700.00	
		Totals:	2	\$15,700.00	
Kleberg (Texas)	1				 Resident
		Resident of County	1	\$32,400.00	
		Totals:	1	\$32,400.00	
Lamar (Texas)	1				 Resident
		Resident of County	1	\$3,200.00	
		Totals:	1	\$3,200.00	
Liberty (Texas)	13				 Resident Both
		Resident of County	2	\$31,400.00	
		Resident and Loss in County	2	\$105,000.00	
		Totals:	4	\$136,400.00	

GCCF Program Statistics - Overall Summary (as of November 2, 2010, 5:05 PM ET)

County (Texas)	Total Claims	Claimant Type	Claims Paid	Amount Paid	Payments in County
Lubbock (Texas)	4	<u>Claimant Type</u>	<u>Claims Paid</u>	<u>Amount Paid</u>	Payments in County  <ul style="list-style-type: none"> Resident
		Resident of County	1	\$2,400.00	
		Totals:	1	\$2,400.00	
Matagorda (Texas)	214	<u>Claimant Type</u>	<u>Claims Paid</u>	<u>Amount Paid</u>	Payments in County  <ul style="list-style-type: none"> Resident Loss Both
		Resident of County	12	\$297,900.00	
		Resident and Loss in County	66	\$2,879,500.00	
		Claim Loss in County	11	\$806,400.00	
Totals:	89	\$3,983,800.00			
McLennan (Texas)	15	<u>Claimant Type</u>	<u>Claims Paid</u>	<u>Amount Paid</u>	Payments in County  <ul style="list-style-type: none"> Resident
		Resident of County	10	\$196,100.00	
		Totals:	10	\$196,100.00	
Milam (Texas)	1	<u>Claimant Type</u>	<u>Claims Paid</u>	<u>Amount Paid</u>	Payments in County  <ul style="list-style-type: none"> Resident
		Resident of County	1	\$5,800.00	
		Totals:	1	\$5,800.00	
Montgomery (Texas)	110	<u>Claimant Type</u>	<u>Claims Paid</u>	<u>Amount Paid</u>	Payments in County  <ul style="list-style-type: none"> Resident Both
		Resident of County	20	\$360,300.00	
		Resident and Loss in County	2	\$70,700.00	
		Totals:	22	\$431,000.00	

GCCF Program Statistics - Overall Summary

(as of November 2, 2010, 5:05 PM ET)





County (Texas)	Total Claims	Claimant Type	Claims Paid	Amount Paid	Payments in County
Nacogdoches (Texas)	17	<u>Claimant Type</u>	<u>Claims Paid</u>	<u>Amount Paid</u>	
		Resident of County	1	\$41,600.00	
		Claim Loss in County	4	\$250,400.00	
		Totals:	5	\$292,000.00	
Nueces (Texas)	55	<u>Claimant Type</u>	<u>Claims Paid</u>	<u>Amount Paid</u>	
		Resident of County	3	\$47,800.00	
		Resident and Loss in County	3	\$73,900.00	
		Claim Loss in County	1	\$15,200.00	
Totals:	7	\$136,900.00			
Orange (Texas)	141	<u>Claimant Type</u>	<u>Claims Paid</u>	<u>Amount Paid</u>	
		Resident of County	20	\$258,600.00	
		Resident and Loss in County	17	\$424,900.00	
		Claim Loss in County	5	\$127,500.00	
Totals:	42	\$811,000.00			
Parker (Texas)	4	<u>Claimant Type</u>	<u>Claims Paid</u>	<u>Amount Paid</u>	
		Resident of County	2	\$17,300.00	
		Totals:	2	\$17,300.00	
Polk (Texas)	6	<u>Claimant Type</u>	<u>Claims Paid</u>	<u>Amount Paid</u>	
		Resident of County	2	\$81,700.00	
		Totals:	2	\$81,700.00	

GCCF Program Statistics - Overall Summary

(as of November 2, 2010, 5:05 PM ET)

County (Texas)	Total Claims	Claimant Type	Claims Paid	Amount Paid	Payments in County
Presidio (Texas)	2	<u>Claimant Type</u>	<u>Claims Paid</u>	<u>Amount Paid</u>	Payments in County  Resident
		Resident of County	2	\$3,900.00	
		Totals:	2	\$3,900.00	
Refugio (Texas)	1	<u>Claimant Type</u>	<u>Claims Paid</u>	<u>Amount Paid</u>	Payments in County  Resident
		Resident of County	1	\$26,900.00	
		Totals:	1	\$26,900.00	
Rockwall (Texas)	6	<u>Claimant Type</u>	<u>Claims Paid</u>	<u>Amount Paid</u>	Payments in County  Resident
		Resident of County	3	\$46,500.00	
		Totals:	3	\$46,500.00	
Sabine (Texas)	2	<u>Claimant Type</u>	<u>Claims Paid</u>	<u>Amount Paid</u>	Payments in County  Resident
		Resident of County	1	\$40,000.00	
		Totals:	1	\$40,000.00	
San Jacinto (Texas)	6	<u>Claimant Type</u>	<u>Claims Paid</u>	<u>Amount Paid</u>	Payments in County  Resident Loss
		Resident of County	2	\$44,600.00	
		Claim Loss in County	1	\$30,000.00	
		Totals:	3	\$74,600.00	



GCCF Program Statistics - Overall Summary (as of November 2, 2010, 5:05 PM ET)

County (Texas)	Total Claims	Claimant Type	Claims Paid	Amount Paid	Payments in County
San Patricio (Texas)	42	<u>Claimant Type</u>	<u>Claims Paid</u>	<u>Amount Paid</u>	Payments in County  <ul style="list-style-type: none"> ■ Resident ■ Both
		Resident of County	1	\$1,000.00	
		Resident and Loss in County	4	\$127,000.00	
		Totals:	5	\$128,000.00	
Smith (Texas)	6	<u>Claimant Type</u>	<u>Claims Paid</u>	<u>Amount Paid</u>	Payments in County  <ul style="list-style-type: none"> ■ Resident
		Resident of County	1	\$35,200.00	
		Totals:	1	\$35,200.00	
		Tarrant (Texas)	194	<u>Claimant Type</u>	
Resident of County	48			\$993,900.00	
Resident and Loss in County	4			\$351,100.00	
Claim Loss in County	7			\$453,500.00	
Totals:	59			\$1,798,500.00	
Travis (Texas)	71	<u>Claimant Type</u>	<u>Claims Paid</u>	<u>Amount Paid</u>	Payments in County  <ul style="list-style-type: none"> ■ Resident ■ Both
		Resident of County	11	\$133,400.00	
		Resident and Loss in County	1	\$15,000.00	
		Totals:	12	\$148,400.00	
Tyler (Texas)	3	<u>Claimant Type</u>	<u>Claims Paid</u>	<u>Amount Paid</u>	Payments in County  <ul style="list-style-type: none"> ■ Resident
		Resident of County	3	\$28,000.00	
		Totals:	3	\$28,000.00	

GCCF Program Statistics - Overall Summary (as of November 2, 2010, 5:05 PM ET)

County (Texas)	Total Claims	Claimant Type	Claims Paid	Amount Paid	Payments in County
Unknown (Texas)	16				 ■ Resident
		Resident of County	2	\$86,000.00	
		Totals:	2	\$86,000.00	
Vermilion (Texas)	2				 ■ Loss
		Claim Loss in County	2	\$42,500.00	
		Totals:	2	\$42,500.00	
Victoria (Texas)	10				 ■ Resident
		Resident of County	3	\$44,700.00	
		Totals:	3	\$44,700.00	
Waller (Texas)	5				 ■ Resident
		Resident of County	1	\$24,500.00	
		Totals:	1	\$24,500.00	
Wichita (Texas)	3				 ■ Resident
		Resident of County	1	\$2,700.00	
		Totals:	1	\$2,700.00	

GCCF Program Statistics - Overall Summary (as of November 2, 2010, 5:05 PM ET)

County	Total Claims	Claimant Type	Claims Paid	Amount Paid	Payments in County
Williamson (Texas)	18				 ■ Resident
		Resident of County	5	\$61,500.00	
		Totals:	5	\$61,500.00	
Wise (Texas)	1				 ■ Resident
		Resident of County	1	\$7,600.00	
		Totals:	1	\$7,600.00	