

## GCCF Program Statistics - Overall Summary (as of November 01, 2010, 5:05 PM ET)

Claimant Status	No. of Claimants
<b>TOTAL GCCF Claimants to Date</b> <i>(Claimants may have one or more Claim Type)</i>	<b>323,411</b>
1. Claimants Paid and Approved for Payment	94,438
2. Claimants Requiring Additional Information or Documentation <i>(Claimants providing no documentation: 93,601)</i>	152,808
3. Claimants Referred to Government, Moratorium and Real Estate funds	462
4. Denied Claimants	25,185
5. Claimants Under Review (Emergency Advance Payment)	43,345
6. Claimants Under Review (for Final Claim only)	7,173

Claimants <i>(Claimants may have one or more Claim Type)</i>	No. of Claimants
1. Individual*	271,331
2. Business*	52,080
<i>*Individual v. Business classification is subject to change.</i>	
<i>Represented Claimants: 6,871</i>	
<b>Total to Date</b>	<b>323,411</b>

Claims by Emergency Or Final Payment	No. of Claims Paid or Approved for Payment	No. of Claims Paid	Amount Paid
1. Emergency Advance Payment (One Month)	9,277	9,240	\$ 90,752,575.88
2. Emergency Advance Payment (Six Months)	85,445	84,032	\$ 1,558,314,115.00
<b>Sub-Total to Date</b>	<b>94,722</b>	<b>93,272</b>	<b>\$ 1,649,066,690.88</b>

Separate Fund for Real Estate Brokers and Agents			\$ 34,500,000.00
<b>Total to Date</b>			<b>\$ 1,683,566,690.88</b>

Claims by Category <i>(includes Individual and Business)</i>	No. of Claims Paid	Amount Paid
1. Removal and Clean Up Costs	0	\$ -
2. Real or Personal Property	65	\$ 362,263.38
3. Lost Earnings or Profits	93,198	\$ 1,648,687,491.00
4. Loss of Subsistence Use of Natural Resources	5	\$ 13,000.00
5. Physical Injury / Death	4	\$ 3,936.50
<b>Total to Date</b>	<b>93,272</b>	<b>\$ 1,649,066,690.88</b>

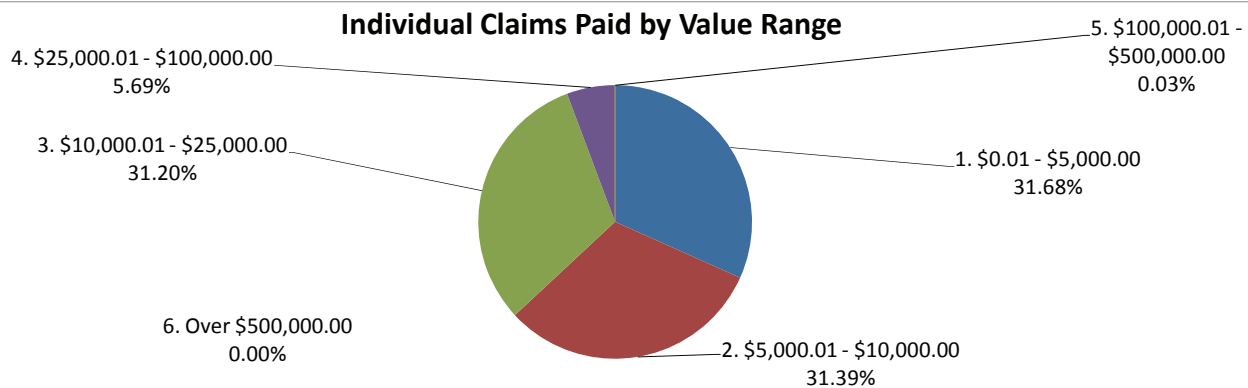
Claims by Type	No. of Claims Paid	No. of Claims Paid where Claimant Participated in BP Claims Process	No. of Claims Paid for new Claimants	Total Amount Paid
1. Individual	66,312	22,938	43,374	\$ 678,706,814.88
2. Business	26,960	20,829	6,131	\$ 970,359,876.00
<b>Total to Date</b>	<b>93,272</b>	<b>43,767</b>	<b>49,505</b>	<b>\$ 1,649,066,690.88</b>

## GCCF Program Statistics - Overall Summary (as of November 01, 2010, 5:05 PM ET)

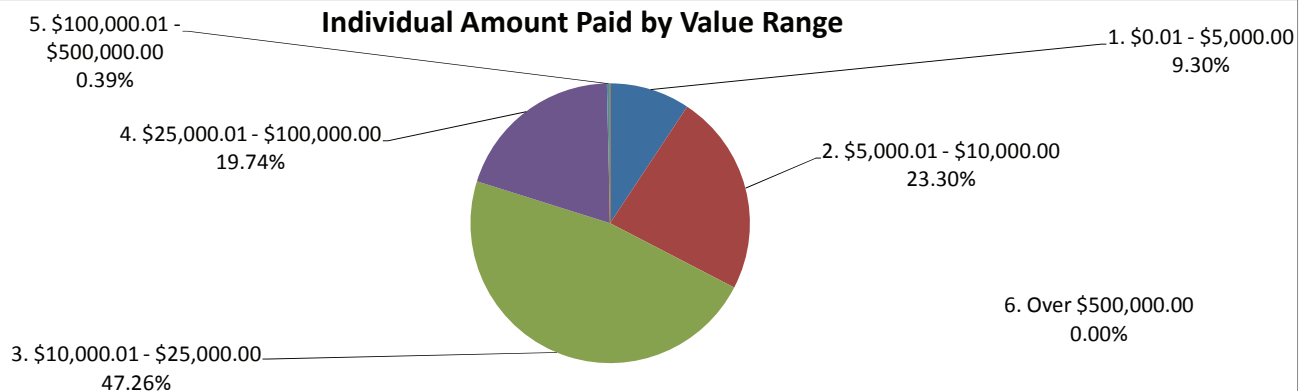
### Individual Claims by Amount (Claimants may have more than one Claim Type)

Claims by Amount	No. of Claims Paid	Amount Paid
1. \$0.01 - \$5,000.00	21009	\$ 63,108,536.50
2. \$5,000.01 - \$10,000.00	20817	\$ 158,143,600.00
3. \$10,000.01 - \$25,000.00	20692	\$ 320,787,650.00
4. \$25,000.01 - \$100,000.00	3773	\$ 133,997,928.38
5. \$100,000.01 - \$500,000.00	21	\$ 2,669,100.00
6. Over \$500,000.00	0	\$ -
<b>Total to Date</b>	<b>66,312</b>	<b>\$ 678,706,814.88</b>

#### Individual Claims Paid by Value Range



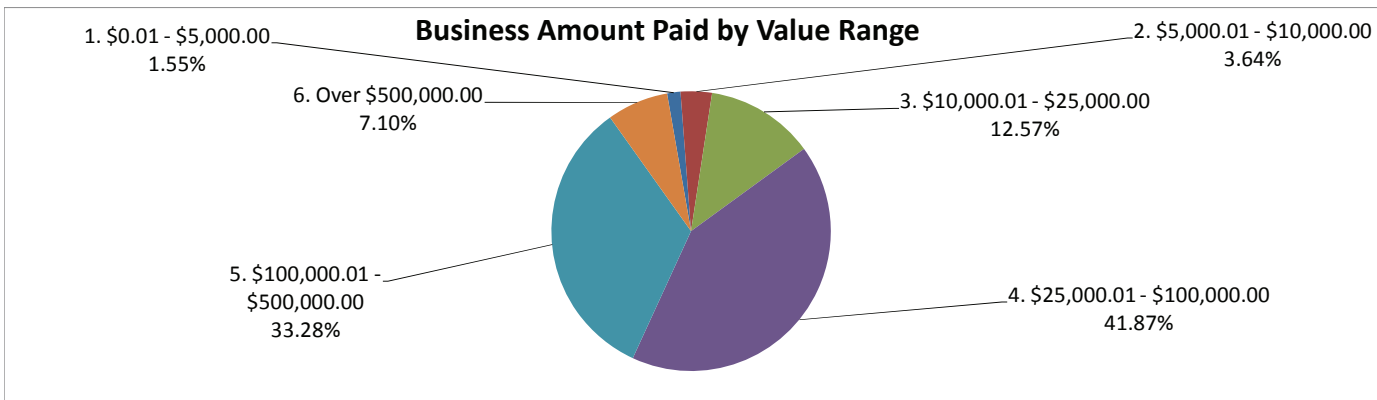
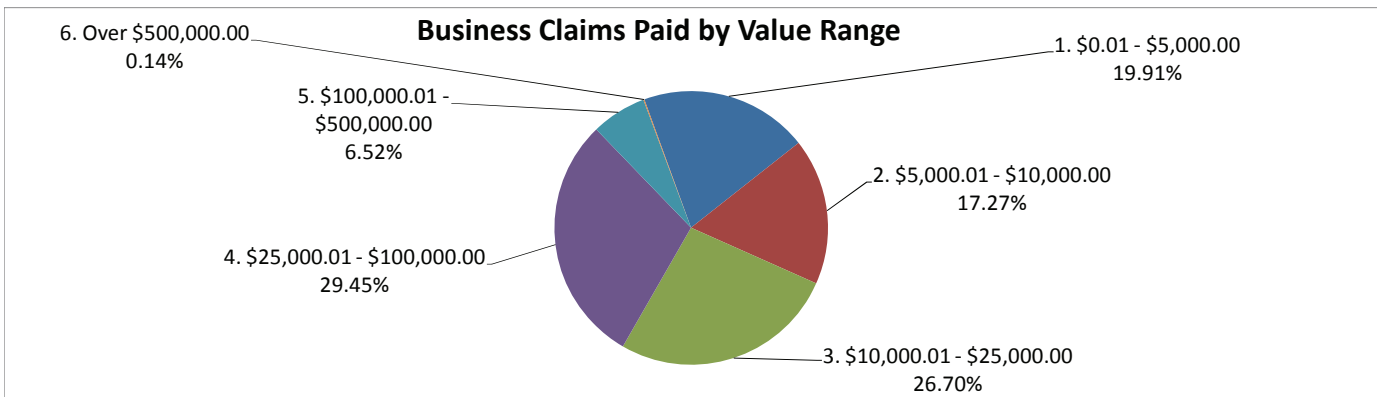
#### Individual Amount Paid by Value Range



**GCCF Program Statistics - Overall Summary**  
(as of November 01, 2010, 5:05 PM ET)

**Business Claims by Amount**  
(Claimants may have more than one Claim Type)

Claims by Amount	No. of Claims Paid	Amount Paid
1. \$0.01 - \$5,000.00	5369	\$ 14,995,500.00
2. \$5,000.01 - \$10,000.00	4657	\$ 35,333,700.00
3. \$10,000.01 - \$25,000.00	7198	\$ 122,004,500.00
4. \$25,000.01 - \$100,000.00	7939	\$ 406,265,800.00
5. \$100,000.01 - \$500,000.00	1759	\$ 322,908,700.00
6. Over \$500,000.00	38	\$ 68,851,676.00
<b>Total to Date</b>	<b>26,960</b>	<b>\$ 970,359,876.00</b>



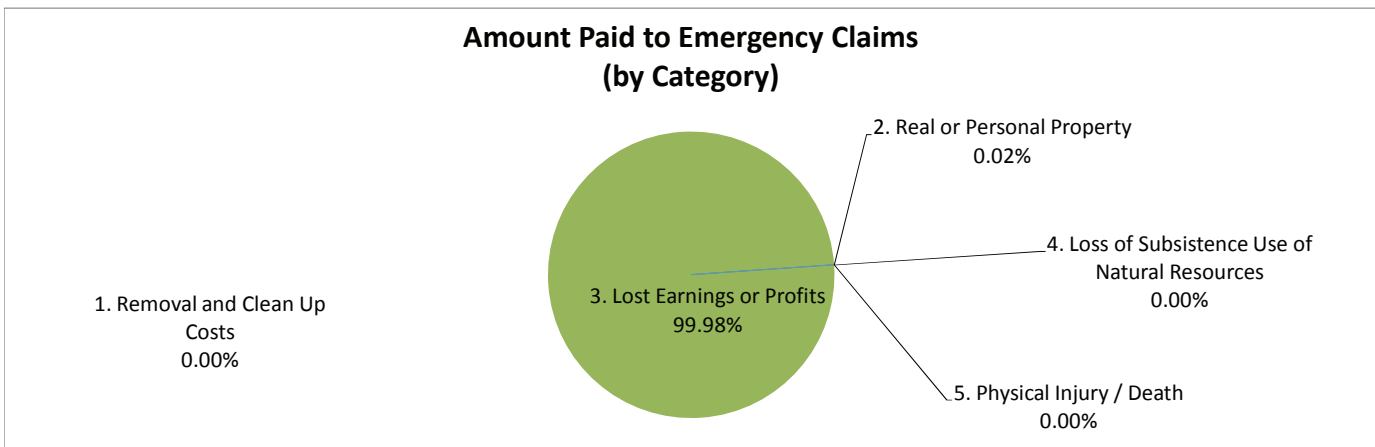
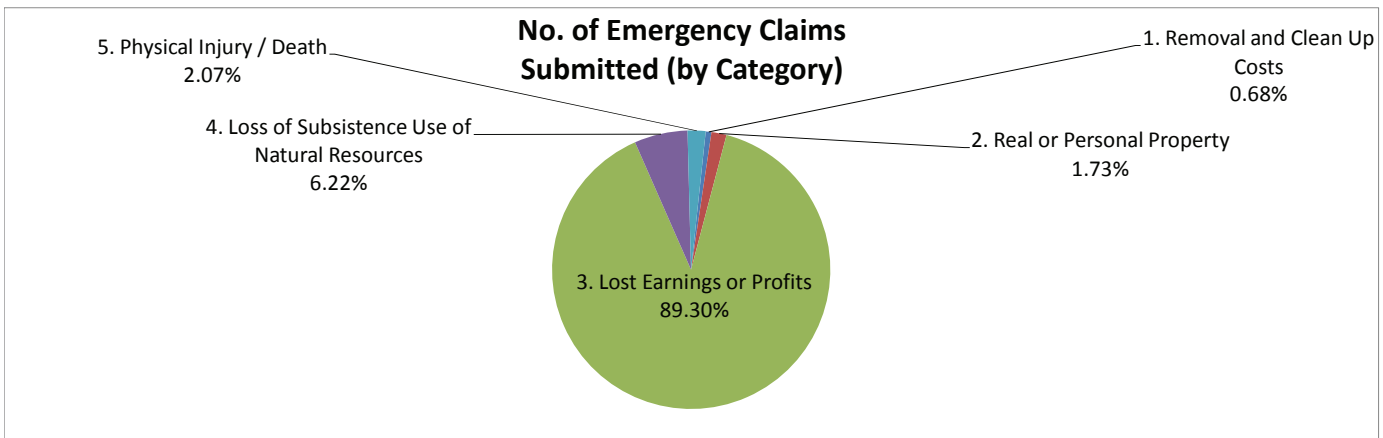
## GCCF Program Statistics - Overall Summary

(as of November 01, 2010, 5:05 PM ET)

### Emergency Advance Claim Counts by Category

(Claimants may have more than one Claim Type)

Claims for Emergency Advance Payment	Claims Submitted	No. of Claims Paid	Amount Paid
1. Removal and Clean Up Costs	2,338	0	\$ -
2. Real or Personal Property	5,970	65	\$ 362,263.38
3. Lost Earnings or Profits	308,302	93,198	\$ 1,648,687,491.00
4. Loss of Subsistence Use of Natural Resources	21,485	5	\$ 13,000.00
5. Physical Injury / Death	7,146	4	\$ 3,936.50
<b>Total to Date</b>	<b>345,241</b>	<b>93,272</b>	<b>\$ 1,649,066,690.88</b>




## GCCF Program Statistics - Overall Summary

(as of November 01, 2010, 5:05 PM ET)

### Final Payment Claim Counts by Category

(Claimants may have more than one Claim Type)

Claims Seeking Final Payment	Claims Submitted	No. of Claims Paid	Amount Paid
1. Removal and Clean Up Costs	235	0	\$ -
2. Real or Personal Property	1,237	0	\$ -
3. Lost Earnings or Profits	6,461	0	\$ -
4. Loss of Subsistence Use of Natural Resources	1,182	0	\$ -
5. Physical Injury / Death	289	0	\$ -
<b>Total to Date</b>	<b>9,404</b>	<b>0</b>	<b>\$ -</b>



### Amount Paid to Final Claims (by Category)

No data to chart yet

## GCCF Program Statistics - Overall Summary

(as of November 01, 2010, 5:05 PM ET)

### Claims by Category and Amount

*(Claimants may have more than one Claim Type)*

Claims by Category and Amount	No. of Claims Paid	Amount Paid
<b>1. Removal and Clean Up Costs</b>		
a. \$0.01 - \$5,000.00	0	\$ -
b. \$5,000.01 - \$10,000.00	0	\$ -
c. \$10,000.01 - \$25,000.00	0	\$ -
d. \$25,000.01 - \$100,000.00	0	\$ -
e. \$100,000.01 - \$500,000.00	0	\$ -
f. Over \$500,000.00	0	\$ -
<b>Sub-Total to Date</b>	<b>0</b>	<b>\$ -</b>
<b>2. Real or Personal Property</b>		
a. \$0.01 - \$5,000.00	45	\$ 89,000.00
b. \$5,000.01 - \$10,000.00	12	\$ 80,600.00
c. \$10,000.01 - \$25,000.00	4	\$ 58,200.00
d. \$25,000.01 - \$100,000.00	4	\$ 134,463.38
e. \$100,000.01 - \$500,000.00	0	\$ -
f. Over \$500,000.00	0	\$ -
<b>Sub-Total to Date</b>	<b>65</b>	<b>\$ 362,263.38</b>
<b>3. Lost Earnings or Profits</b>		
a. \$0.01 - \$5,000.00	26,324	\$ 77,998,100.00
b. \$5,000.01 - \$10,000.00	25,462	\$ 193,396,700.00
c. \$10,000.01 - \$25,000.00	27,886	\$ 442,733,950.00
d. \$25,000.01 - \$100,000.00	11,708	\$ 540,129,265.00
e. \$100,000.01 - \$500,000.00	1,780	\$ 325,577,800.00
f. Over \$500,000.00	38	\$ 68,851,676.00
<b>Sub-Total to Date</b>	<b>93,198</b>	<b>\$ 1,648,687,491.00</b>

**GCCF Program Statistics - Overall Summary**  
(as of November 01, 2010, 5:05 PM ET)

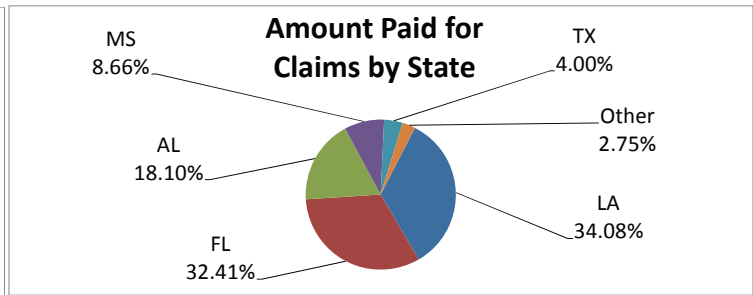
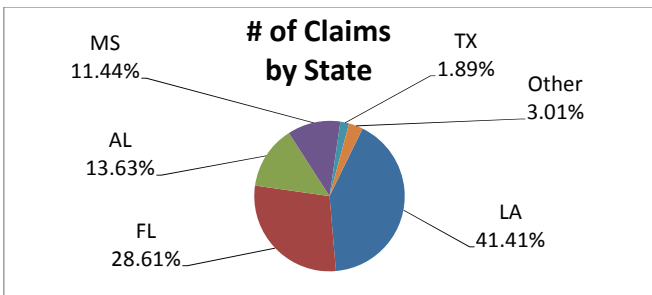
**Claims by Category and Amount**  
(Claimants may have more than one Claim Type)

Claims by Category and Amount	No. of Claims Paid	Amount Paid
<b>4. Loss of Subsistence Use of Natural Resources</b>		
a. \$0.01 - \$5,000.00	5	\$ 13,000.00
b. \$5,000.01 - \$10,000.00	0	\$ -
c. \$10,000.01 - \$25,000.00	0	\$ -
d. \$25,000.01 - \$100,000.00	0	\$ -
e. \$100,000.01 - \$500,000.00	0	\$ -
f. Over \$500,000.00	0	\$ -
<b>Sub-Total to Date</b>	<b>5</b>	<b>\$ 13,000.00</b>
<b>5. Physical Injury / Death</b>		
a. \$0.01 - \$5,000.00	4	\$ 3,936.50
b. \$5,000.01 - \$10,000.00	0	\$ -
c. \$10,000.01 - \$25,000.00	0	\$ -
d. \$25,000.01 - \$100,000.00	0	\$ -
e. \$100,000.01 - \$500,000.00	0	\$ -
f. Over \$500,000.00	0	\$ -
<b>Sub-Total to Date</b>	<b>4</b>	<b>\$ 3,936.50</b>
<b>6. Other Claims</b>		
a. \$0.01 - \$5,000.00	0	\$ -
b. \$5,000.01 - \$10,000.00	0	\$ -
c. \$10,000.01 - \$25,000.00	0	\$ -
d. \$25,000.01 - \$100,000.00	0	\$ -
e. \$100,000.01 - \$500,000.00	0	\$ -
f. Over \$500,000.00	0	\$ -
<b>Sub-Total to Date</b>	<b>0</b>	<b>\$ -</b>
<b>Total to Date</b>	<b>93,272</b>	<b>\$ 1,649,066,690.88</b>

**GCCF Program Statistics - Overall Summary**  
(as of November 01, 2010, 5:05 PM ET)

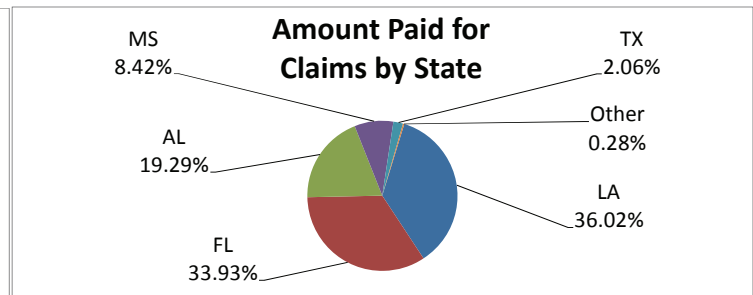
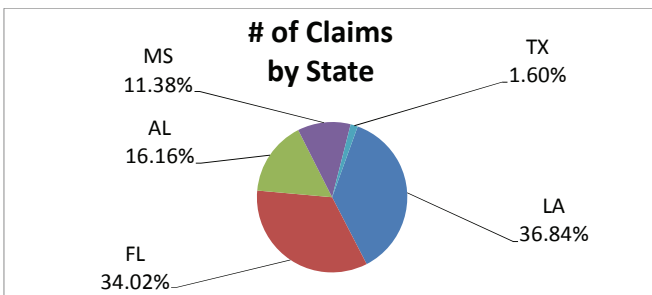
**Claims by State of Residence**  
(Claimants may have more than one Claim Type)

Claim State of Residence	Claims Submitted	No. of Claims Paid	Amount Paid
Louisiana	146,864	30,259	\$ 562,005,250.00
Florida	101,478	33,010	\$ 534,480,176.00
Alabama	48,334	15,804	\$ 298,415,828.38
Mississippi	40,567	8,281	\$ 142,799,436.50
Texas	6,712	1,869	\$ 65,937,400.00
Others	10,690	4,049	\$ 45,428,600.00
<b>Total to Date</b>	<b>354,645</b>	<b>93,272</b>	<b>\$ 1,649,066,690.88</b>



**Claims by State of Loss**  
(Claimants may have more than one Claim Type)

Claim State of Loss	Claims Submitted	No. of Claims Paid	Amount Paid
Louisiana	65,973	30,614	\$ 594,012,415.00
Florida	60,933	35,849	\$ 559,500,076.00
Alabama	28,947	17,309	\$ 318,159,800.00
Mississippi	20,376	7,951	\$ 138,867,600.00
Texas	2,862	1,319	\$ 33,930,800.00
Other State / Pending Location Verification		230	\$ 4,595,999.88
<b>Total to Date</b>		<b>93,272</b>	<b>\$ 1,649,066,690.88</b>

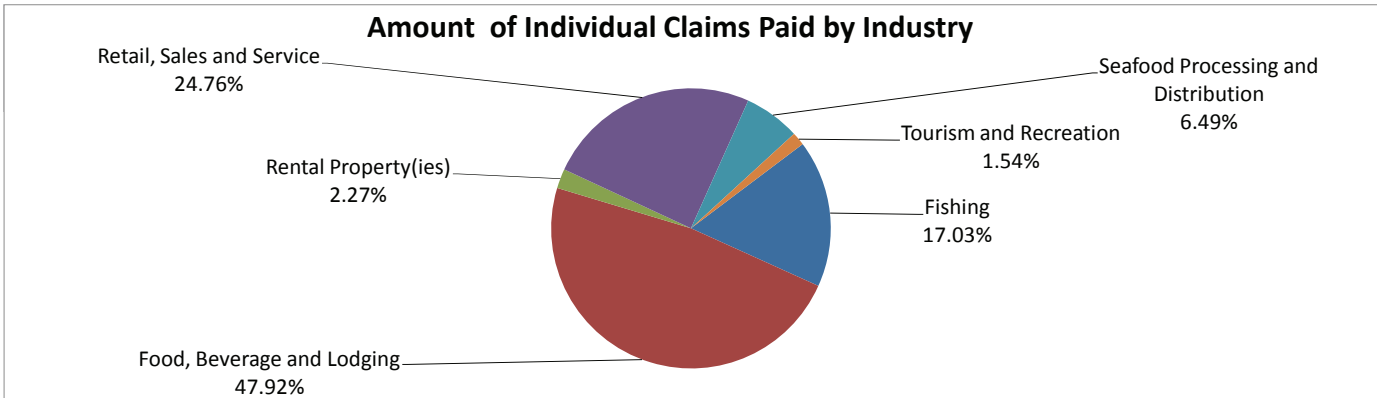
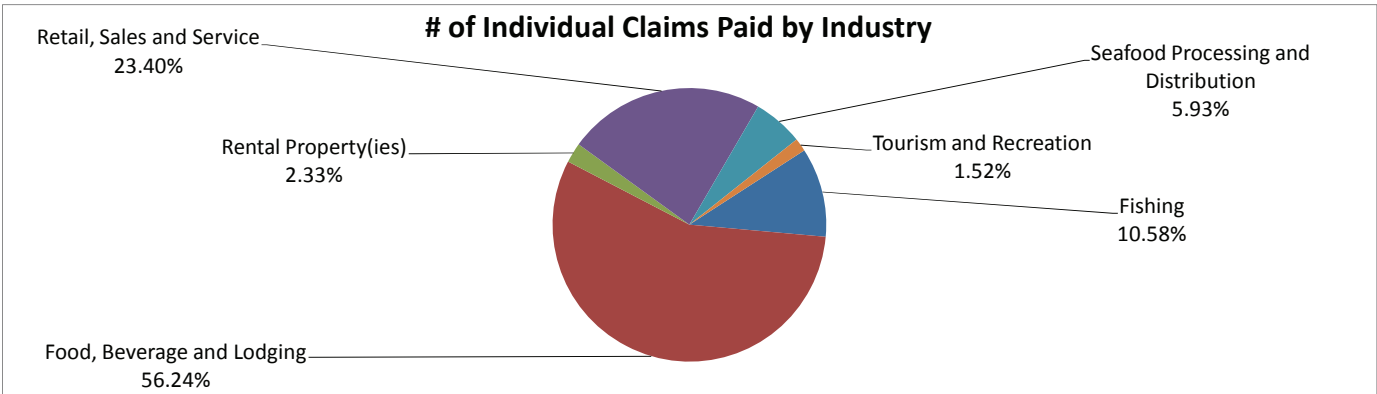




**GCCF Program Statistics - Overall Summary**  
(as of November 01, 2010, 5:05 PM ET)

**Individual Lost Earnings or Profits Claims Paid by Industry**  
(Claimants may have more than one Claim Type)

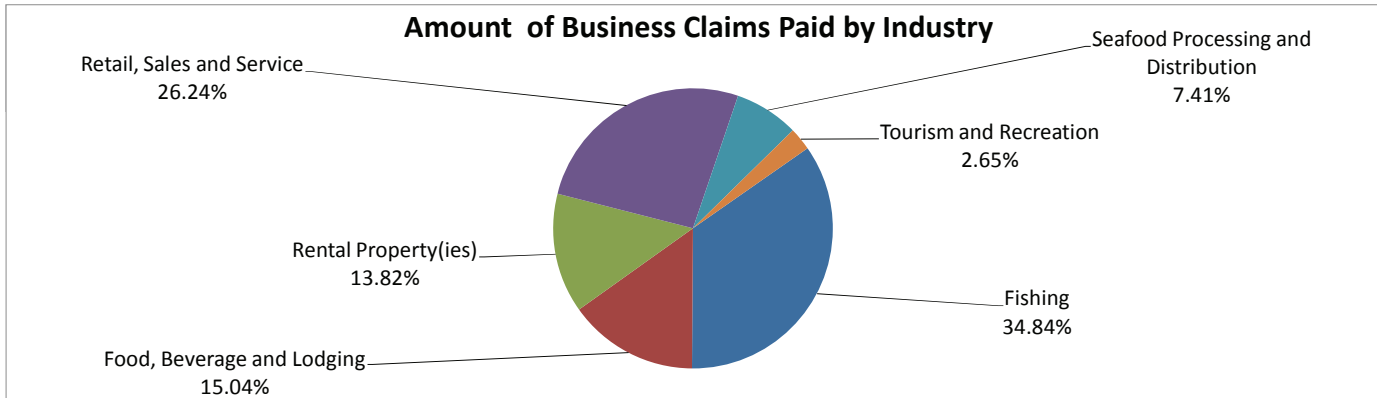
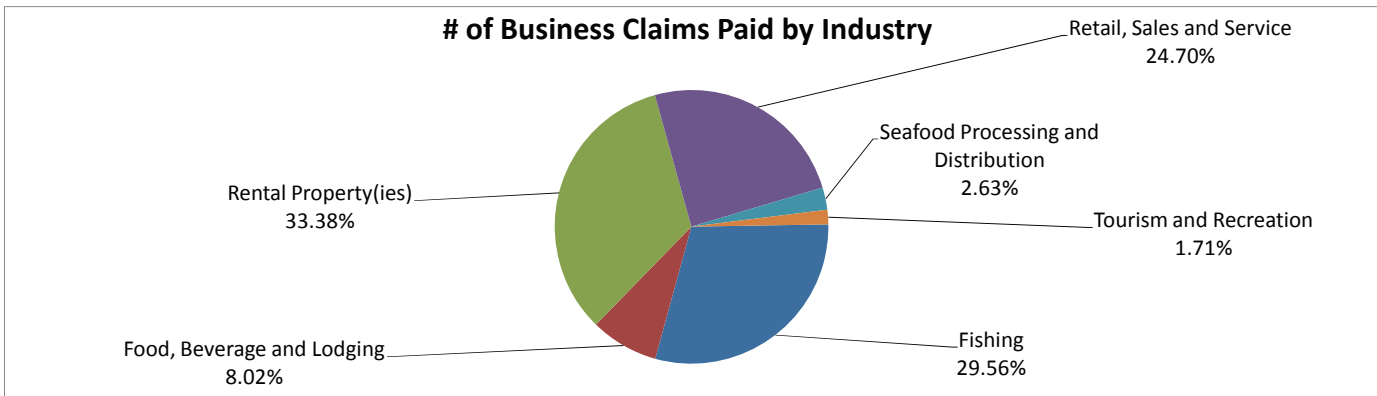
Claims by Amount	No. of Claims Paid	Amount Paid
Fishing	7,011	\$ 115,543,200.00
Food, Beverage and Lodging	37,263	\$ 325,121,900.00
Rental Property(ies)	1,546	\$ 15,410,900.00
Retail, Sales and Service	15,503	\$ 167,959,300.00
Seafood Processing and Distribution	3,926	\$ 44,004,515.00
Tourism and Recreation	1,008	\$ 10,445,000.00
<b>Total to Date</b>	<b>66,257</b>	<b>\$ 678,484,815.00</b>




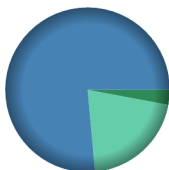
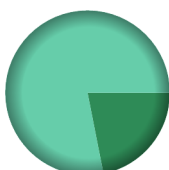


**GCCF Program Statistics - Overall Summary**  
(as of November 01, 2010, 5:05 PM ET)

**Business Lost Earnings or Profits Claims Paid by Industry**  
(Claimants may have more than one Claim Type)

Claims by Amount	No. of Claims Paid	Amount Paid
Fishing	7,964	\$ 338,016,600.00
Food, Beverage and Lodging	2,162	\$ 145,951,500.00
Rental Property(ies)	8,992	\$ 134,062,576.00
Retail, Sales and Service	6,654	\$ 254,601,500.00
Seafood Processing and Distribution	709	\$ 71,881,500.00
Tourism and Recreation	460	\$ 25,689,000.00
<b>Total to Date</b>	<b>26,941</b>	<b>\$ 970,202,676.00</b>


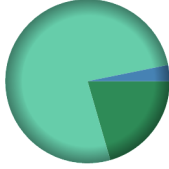





## GCCF Program Statistics - Overall Summary (as of November 1, 2010, 5:05 PM ET)



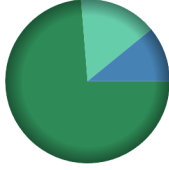


County Name	Residents	Claimant Type	Claims Paid	Amount Paid	Payments in County
<b>Autauga (Alabama)</b>	<b>25</b>	<u>Claimant Type</u>	<u>Claims Paid</u>	<u>Amount Paid</u>	<b>Payments in County</b>  <ul style="list-style-type: none"> <li><span style="color: green;">■</span> Resident</li> <li><span style="color: lightgreen;">■</span> Both</li> </ul>
		Resident of County	9	\$82,600.00	
		Resident and Loss in County	1	\$2,300.00	
		<b>Totals:</b>	<b>10</b>	<b>\$84,900.00</b>	
<b>Baldwin (Alabama)</b>	<b>20,632</b>	<u>Claimant Type</u>	<u>Claims Paid</u>	<u>Amount Paid</u>	<b>Payments in County</b>  <ul style="list-style-type: none"> <li><span style="color: green;">■</span> Resident</li> <li><span style="color: lightgreen;">■</span> Loss</li> <li><span style="color: blue;">■</span> Both</li> </ul>
		Resident of County	417	\$6,485,363.38	
		Resident and Loss in County	7,818	\$168,377,200.00	
		Claim Loss in County	3,710	\$45,392,800.00	
<b>Totals:</b>	<b>11,945</b>	<b>\$220,255,363.38</b>			
<b>Barbour (Alabama)</b>	<b>13</b>	<u>Claimant Type</u>	<u>Claims Paid</u>	<u>Amount Paid</u>	<b>Payments in County</b>  <ul style="list-style-type: none"> <li><span style="color: green;">■</span> Resident</li> <li><span style="color: lightgreen;">■</span> Both</li> </ul>
		Resident of County	2	\$25,600.00	
		Resident and Loss in County	2	\$91,300.00	
		<b>Totals:</b>	<b>4</b>	<b>\$116,900.00</b>	
<b>Bibb (Alabama)</b>	<b>9</b>	<u>Claimant Type</u>	<u>Claims Paid</u>	<u>Amount Paid</u>	<b>Payments in County</b>  <ul style="list-style-type: none"> <li><span style="color: green;">■</span> Resident</li> </ul>
		Resident of County	6	\$25,400.00	
		<b>Totals:</b>	<b>6</b>	<b>\$25,400.00</b>	
<b>Blount (Alabama)</b>	<b>7</b>	<u>Claimant Type</u>	<u>Claims Paid</u>	<u>Amount Paid</u>	<b>Payments in County</b>  <ul style="list-style-type: none"> <li><span style="color: green;">■</span> Resident</li> </ul>
		Resident of County	3	\$14,200.00	
		<b>Totals:</b>	<b>3</b>	<b>\$14,200.00</b>	

## GCCF Program Statistics - Overall Summary



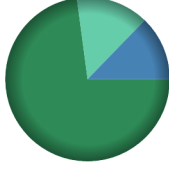
(as of November 1, 2010, 5:05 PM ET)

County (Alabama)	Total Claims	Claimant Type	Claims Paid	Amount Paid	Payments in County
<b>Bullock (Alabama)</b>	<b>6</b>	<u>Claimant Type</u>	<u>Claims Paid</u>	<u>Amount Paid</u>	<b>Payments in County</b>  <ul style="list-style-type: none"> <li>Resident</li> </ul>
		Resident of County	1	\$16,000.00	
		<b>Totals:</b>	<b>1</b>	<b>\$16,000.00</b>	
<b>Butler (Alabama)</b>	<b>26</b>	<u>Claimant Type</u>	<u>Claims Paid</u>	<u>Amount Paid</u>	<b>Payments in County</b>  <ul style="list-style-type: none"> <li>Resident</li> <li>Loss</li> <li>Both</li> </ul>
		Resident of County	4	\$34,800.00	
		Resident and Loss in County	1	\$5,400.00	
		Claim Loss in County	2	\$129,200.00	
<b>Totals:</b>	<b>7</b>	<b>\$169,400.00</b>			
<b>Calhoun (Alabama)</b>	<b>60</b>	<u>Claimant Type</u>	<u>Claims Paid</u>	<u>Amount Paid</u>	<b>Payments in County</b>  <ul style="list-style-type: none"> <li>Resident</li> </ul>
		Resident of County	19	\$198,900.00	
		<b>Totals:</b>	<b>19</b>	<b>\$198,900.00</b>	
<b>Chambers (Alabama)</b>	<b>6</b>	<u>Claimant Type</u>	<u>Claims Paid</u>	<u>Amount Paid</u>	<b>Payments in County</b>  <ul style="list-style-type: none"> <li>Resident</li> </ul>
		Resident of County	2	\$27,000.00	
		<b>Totals:</b>	<b>2</b>	<b>\$27,000.00</b>	
<b>Cherokee (Alabama)</b>	<b>5</b>	<u>Claimant Type</u>	<u>Claims Paid</u>	<u>Amount Paid</u>	<b>Payments in County</b>  <ul style="list-style-type: none"> <li>Resident</li> </ul>
		Resident of County	4	\$41,600.00	
		<b>Totals:</b>	<b>4</b>	<b>\$41,600.00</b>	

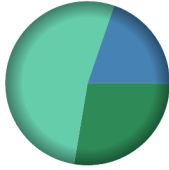




## GCCF Program Statistics - Overall Summary (as of November 1, 2010, 5:05 PM ET)

County (Alabama)	Total Claims	Claimant Type	Claims Paid	Amount Paid	Payments in County
<b>Chilton (Alabama)</b>	<b>16</b>	<u>Claimant Type</u>	<u>Claims Paid</u>	<u>Amount Paid</u>	<b>Payments in County</b>  <ul style="list-style-type: none"> <li><span style="color: green;">■</span> Resident</li> <li><span style="color: lightgreen;">■</span> Both</li> </ul>
		Resident of County	3	\$24,300.00	
		Resident and Loss in County	1	\$19,000.00	
		<b>Totals:</b>	<b>4</b>	<b>\$43,300.00</b>	
<b>Choctaw (Alabama)</b>	<b>20</b>	<u>Claimant Type</u>	<u>Claims Paid</u>	<u>Amount Paid</u>	<b>Payments in County</b>  <ul style="list-style-type: none"> <li><span style="color: green;">■</span> Resident</li> <li><span style="color: lightgreen;">■</span> Both</li> </ul>
		Resident of County	2	\$11,000.00	
		Resident and Loss in County	1	\$68,400.00	
		<b>Totals:</b>	<b>3</b>	<b>\$79,400.00</b>	
<b>Clarke (Alabama)</b>	<b>169</b>	<u>Claimant Type</u>	<u>Claims Paid</u>	<u>Amount Paid</u>	<b>Payments in County</b>  <ul style="list-style-type: none"> <li><span style="color: green;">■</span> Resident</li> <li><span style="color: lightgreen;">■</span> Loss</li> <li><span style="color: blue;">■</span> Both</li> </ul>
		Resident of County	25	\$240,700.00	
		Resident and Loss in County	4	\$35,600.00	
		Claim Loss in County	4	\$50,100.00	
<b>Totals:</b>	<b>33</b>	<b>\$326,400.00</b>			
<b>Clay (Alabama)</b>	<b>6</b>	<u>Claimant Type</u>	<u>Claims Paid</u>	<u>Amount Paid</u>	<b>Payments in County</b>  <ul style="list-style-type: none"> <li><span style="color: green;">■</span> Resident</li> </ul>
		Resident of County	3	\$53,500.00	
		<b>Totals:</b>	<b>3</b>	<b>\$53,500.00</b>	
<b>Cleburne (Alabama)</b>	<b>3</b>	<u>Claimant Type</u>	<u>Claims Paid</u>	<u>Amount Paid</u>	<b>Payments in County</b>  <ul style="list-style-type: none"> <li><span style="color: green;">■</span> Resident</li> </ul>
		Resident of County	1	\$3,000.00	
		<b>Totals:</b>	<b>1</b>	<b>\$3,000.00</b>	


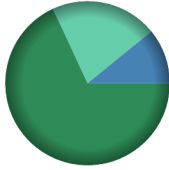



## GCCF Program Statistics - Overall Summary (as of November 1, 2010, 5:05 PM ET)

County (Alabama)	Total Claims	Claimant Type	Claims Paid	Amount Paid	Payments in County
<b>Coffee (Alabama)</b>	<b>42</b>	<u>Claimant Type</u>	<u>Claims Paid</u>	<u>Amount Paid</u>	<b>Payments in County</b>  <ul style="list-style-type: none"> <li><span style="color: green;">■</span> Resident</li> <li><span style="color: lightgreen;">■</span> Both</li> </ul>
		Resident of County	7	\$71,700.00	
		Resident and Loss in County	1	\$3,000.00	
		<b>Totals:</b>	<b>8</b>	<b>\$74,700.00</b>	
<b>Colbert (Alabama)</b>	<b>35</b>	<u>Claimant Type</u>	<u>Claims Paid</u>	<u>Amount Paid</u>	<b>Payments in County</b>  <ul style="list-style-type: none"> <li><span style="color: green;">■</span> Resident</li> </ul>
		Resident of County	21	\$234,400.00	
		<b>Totals:</b>	<b>21</b>	<b>\$234,400.00</b>	
		<b>Conecuh (Alabama)</b>	<b>19</b>	<u>Claimant Type</u>	
Resident of County	5			\$51,700.00	
<b>Totals:</b>	<b>5</b>			<b>\$51,700.00</b>	
<b>Coosa (Alabama)</b>	<b>4</b>			<u>Claimant Type</u>	<u>Claims Paid</u>
		Resident of County	3	\$18,600.00	
		Resident and Loss in County	1	\$150,000.00	
		<b>Totals:</b>	<b>4</b>	<b>\$168,600.00</b>	
<b>Covington (Alabama)</b>	<b>72</b>	<u>Claimant Type</u>	<u>Claims Paid</u>	<u>Amount Paid</u>	<b>Payments in County</b>  <ul style="list-style-type: none"> <li><span style="color: green;">■</span> Resident</li> <li><span style="color: lightgreen;">■</span> Loss</li> <li><span style="color: blue;">■</span> Both</li> </ul>
		Resident of County	24	\$558,200.00	
		Resident and Loss in County	3	\$97,800.00	
		Claim Loss in County	2	\$109,500.00	
		<b>Totals:</b>	<b>29</b>	<b>\$765,500.00</b>	

## GCCF Program Statistics - Overall Summary (as of November 1, 2010, 5:05 PM ET)

County (Alabama)	Total Claims	Claimant Type	Claims Paid	Amount Paid	Payments in County
<b>Crenshaw (Alabama)</b>	<b>16</b>	<u>Claimant Type</u>	<u>Claims Paid</u>	<u>Amount Paid</u>	 <ul style="list-style-type: none"> <li><span style="color: green;">■</span> Resident</li> <li><span style="color: lightgreen;">■</span> Loss</li> <li><span style="color: blue;">■</span> Both</li> </ul>
		Resident of County	1	\$2,100.00	
		Resident and Loss in County	1	\$1,500.00	
		Claim Loss in County	1	\$4,000.00	
<b>Totals:</b>	<b>3</b>		<b>\$7,600.00</b>		
<b>Cullman (Alabama)</b>	<b>48</b>	<u>Claimant Type</u>	<u>Claims Paid</u>	<u>Amount Paid</u>	 <ul style="list-style-type: none"> <li><span style="color: green;">■</span> Resident</li> </ul>
		Resident of County	36	\$343,200.00	
		<b>Totals:</b>	<b>36</b>	<b>\$343,200.00</b>	
<b>Dale (Alabama)</b>	<b>33</b>	<u>Claimant Type</u>	<u>Claims Paid</u>	<u>Amount Paid</u>	 <ul style="list-style-type: none"> <li><span style="color: green;">■</span> Resident</li> <li><span style="color: lightgreen;">■</span> Both</li> </ul>
		Resident of County	7	\$57,900.00	
		Resident and Loss in County	1	\$37,600.00	
		<b>Totals:</b>	<b>8</b>	<b>\$95,500.00</b>	
<b>Dallas (Alabama)</b>	<b>41</b>	<u>Claimant Type</u>	<u>Claims Paid</u>	<u>Amount Paid</u>	 <ul style="list-style-type: none"> <li><span style="color: green;">■</span> Resident</li> <li><span style="color: lightgreen;">■</span> Both</li> </ul>
		Resident of County	10	\$108,600.00	
		Resident and Loss in County	1	\$15,000.00	
		<b>Totals:</b>	<b>11</b>	<b>\$123,600.00</b>	
<b>Dekalb (Alabama)</b>	<b>21</b>	<u>Claimant Type</u>	<u>Claims Paid</u>	<u>Amount Paid</u>	 <ul style="list-style-type: none"> <li><span style="color: green;">■</span> Resident</li> <li><span style="color: lightgreen;">■</span> Loss</li> </ul>
		Resident of County	14	\$146,700.00	
		Claim Loss in County	1	\$10,800.00	
		<b>Totals:</b>	<b>15</b>	<b>\$157,500.00</b>	

## GCCF Program Statistics - Overall Summary (as of November 1, 2010, 5:05 PM ET)






County (Alabama)	Total Claims	Claimant Type	Claims Paid	Amount Paid	Payments in County
<b>Elmore (Alabama)</b>	<b>42</b>	<u>Claimant Type</u>	<u>Claims Paid</u>	<u>Amount Paid</u>	<b>Payments in County</b>  <ul style="list-style-type: none"> <li><span style="color: green;">■</span> Resident</li> <li><span style="color: lightgreen;">■</span> Both</li> </ul>
		Resident of County	19	\$220,400.00	
		Resident and Loss in County	1	\$19,200.00	
		<b>Totals:</b>	<b>20</b>	<b>\$239,600.00</b>	
<b>Escambia (Alabama)</b>	<b>260</b>	<u>Claimant Type</u>	<u>Claims Paid</u>	<u>Amount Paid</u>	<b>Payments in County</b>  <ul style="list-style-type: none"> <li><span style="color: green;">■</span> Resident</li> <li><span style="color: lightgreen;">■</span> Loss</li> <li><span style="color: blue;">■</span> Both</li> </ul>
		Resident of County	37	\$439,000.00	
		Resident and Loss in County	5	\$70,100.00	
		Claim Loss in County	7	\$135,500.00	
<b>Totals:</b>	<b>49</b>	<b>\$644,600.00</b>			
<b>Etowah (Alabama)</b>	<b>60</b>	<u>Claimant Type</u>	<u>Claims Paid</u>	<u>Amount Paid</u>	<b>Payments in County</b>  <ul style="list-style-type: none"> <li><span style="color: green;">■</span> Resident</li> </ul>
		Resident of County	30	\$474,500.00	
		<b>Totals:</b>	<b>30</b>	<b>\$474,500.00</b>	
<b>Fayette (Alabama)</b>	<b>13</b>	<u>Claimant Type</u>	<u>Claims Paid</u>	<u>Amount Paid</u>	<b>Payments in County</b>  <ul style="list-style-type: none"> <li><span style="color: green;">■</span> Resident</li> </ul>
		Resident of County	7	\$59,800.00	
		<b>Totals:</b>	<b>7</b>	<b>\$59,800.00</b>	
<b>Franklin (Alabama)</b>	<b>7</b>	<u>Claimant Type</u>	<u>Claims Paid</u>	<u>Amount Paid</u>	<b>Payments in County</b>  <ul style="list-style-type: none"> <li><span style="color: green;">■</span> Resident</li> </ul>
		Resident of County	7	\$65,900.00	
		<b>Totals:</b>	<b>7</b>	<b>\$65,900.00</b>	







## GCCF Program Statistics - Overall Summary (as of November 1, 2010, 5:05 PM ET)

County (Alabama)	Total Claims	Claimant Type	Claims Paid	Amount Paid	Payments in County
Geneva (Alabama)	53	<u>Claimant Type</u>	<u>Claims Paid</u>	<u>Amount Paid</u>	Payments in County  <ul style="list-style-type: none"> <li>Resident</li> </ul>
		Resident of County	14	\$141,800.00	
		<b>Totals:</b>	<b>14</b>	<b>\$141,800.00</b>	
Greene (Alabama)	5	<u>Claimant Type</u>	<u>Claims Paid</u>	<u>Amount Paid</u>	Payments in County  <ul style="list-style-type: none"> <li>Resident</li> </ul>
		Resident of County	4	\$22,900.00	
		<b>Totals:</b>	<b>4</b>	<b>\$22,900.00</b>	
Hale (Alabama)	14	<u>Claimant Type</u>	<u>Claims Paid</u>	<u>Amount Paid</u>	Payments in County  <ul style="list-style-type: none"> <li>Resident</li> <li>Both</li> </ul>
		Resident of County	8	\$147,900.00	
		Resident and Loss in County	1	\$100,000.00	
<b>Totals:</b>	<b>9</b>	<b>\$247,900.00</b>			
Henry (Alabama)	11	<u>Claimant Type</u>	<u>Claims Paid</u>	<u>Amount Paid</u>	Payments in County  <ul style="list-style-type: none"> <li>Resident</li> </ul>
		Resident of County	2	\$11,600.00	
		<b>Totals:</b>	<b>2</b>	<b>\$11,600.00</b>	
Houston (Alabama)	126	<u>Claimant Type</u>	<u>Claims Paid</u>	<u>Amount Paid</u>	Payments in County  <ul style="list-style-type: none"> <li>Resident</li> <li>Loss</li> <li>Both</li> </ul>
		Resident of County	29	\$208,600.00	
		Resident and Loss in County	3	\$205,900.00	
		Claim Loss in County	1	\$6,000.00	
<b>Totals:</b>	<b>33</b>	<b>\$420,500.00</b>			


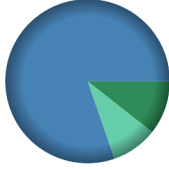



## GCCF Program Statistics - Overall Summary (as of November 1, 2010, 5:05 PM ET)

County (Alabama)	Total Claims	Claimant Type	Claims Paid	Amount Paid	Payments in County
<b>Jackson (Alabama)</b>	<b>15</b>	<u>Claimant Type</u>	<u>Claims Paid</u>	<u>Amount Paid</u>	<b>Payments in County</b>  <ul style="list-style-type: none"> <li><span style="color: green;">■</span> Resident</li> <li><span style="color: lightgreen;">■</span> Loss</li> </ul>
		Resident of County	9	\$102,500.00	
		Claim Loss in County	1	\$14,500.00	
		<b>Totals:</b>	<b>10</b>	<b>\$117,000.00</b>	
<b>Jefferson (Alabama)</b>	<b>583</b>	<u>Claimant Type</u>	<u>Claims Paid</u>	<u>Amount Paid</u>	<b>Payments in County</b>  <ul style="list-style-type: none"> <li><span style="color: green;">■</span> Resident</li> <li><span style="color: lightgreen;">■</span> Loss</li> <li><span style="color: blue;">■</span> Both</li> </ul>
		Resident of County	306	\$3,649,700.00	
		Resident and Loss in County	6	\$107,500.00	
		Claim Loss in County	2	\$54,800.00	
<b>Totals:</b>	<b>314</b>	<b>\$3,812,000.00</b>			
<b>Lauderdale (Alabama)</b>	<b>31</b>	<u>Claimant Type</u>	<u>Claims Paid</u>	<u>Amount Paid</u>	<b>Payments in County</b>  <ul style="list-style-type: none"> <li><span style="color: green;">■</span> Resident</li> </ul>
		Resident of County	15	\$152,200.00	
		<b>Totals:</b>	<b>15</b>	<b>\$152,200.00</b>	
<b>Lawrence (Alabama)</b>	<b>8</b>	<u>Claimant Type</u>	<u>Claims Paid</u>	<u>Amount Paid</u>	<b>Payments in County</b>  <ul style="list-style-type: none"> <li><span style="color: green;">■</span> Resident</li> <li><span style="color: lightgreen;">■</span> Loss</li> </ul>
		Resident of County	2	\$21,200.00	
		Claim Loss in County	1	\$1,400.00	
		<b>Totals:</b>	<b>3</b>	<b>\$22,600.00</b>	
<b>Lee (Alabama)</b>	<b>83</b>	<u>Claimant Type</u>	<u>Claims Paid</u>	<u>Amount Paid</u>	<b>Payments in County</b>  <ul style="list-style-type: none"> <li><span style="color: green;">■</span> Resident</li> </ul>
		Resident of County	35	\$331,200.00	
		<b>Totals:</b>	<b>35</b>	<b>\$331,200.00</b>	

## GCCF Program Statistics - Overall Summary (as of November 1, 2010, 5:05 PM ET)

County (Alabama)	Total Claims	Claimant Type	Claims Paid	Amount Paid	Payments in County
<b>Limestone (Alabama)</b>	<b>42</b>	<u>Claimant Type</u>	<u>Claims Paid</u>	<u>Amount Paid</u>	<b>Payments in County</b>  <ul style="list-style-type: none"> <li>Resident</li> </ul>
		Resident of County	29	\$428,700.00	
		<b>Totals:</b>	<b>29</b>	<b>\$428,700.00</b>	
<b>Macon (Alabama)</b>	<b>5</b>	<u>Claimant Type</u>	<u>Claims Paid</u>	<u>Amount Paid</u>	<b>Payments in County</b>  <ul style="list-style-type: none"> <li>Resident</li> </ul>
		Resident of County	2	\$7,500.00	
		<b>Totals:</b>	<b>2</b>	<b>\$7,500.00</b>	
<b>Madison (Alabama)</b>	<b>251</b>	<u>Claimant Type</u>	<u>Claims Paid</u>	<u>Amount Paid</u>	<b>Payments in County</b>  <ul style="list-style-type: none"> <li>Resident</li> <li>Loss</li> <li>Both</li> </ul>
		Resident of County	130	\$1,585,700.00	
		Resident and Loss in County	5	\$56,600.00	
		Claim Loss in County	2	\$4,500.00	
		<b>Totals:</b>	<b>137</b>	<b>\$1,646,800.00</b>	
<b>Marengo (Alabama)</b>	<b>22</b>	<u>Claimant Type</u>	<u>Claims Paid</u>	<u>Amount Paid</u>	<b>Payments in County</b>  <ul style="list-style-type: none"> <li>Resident</li> </ul>
		Resident of County	12	\$87,200.00	
		<b>Totals:</b>	<b>12</b>	<b>\$87,200.00</b>	
<b>Marion (Alabama)</b>	<b>4</b>	<u>Claimant Type</u>	<u>Claims Paid</u>	<u>Amount Paid</u>	<b>Payments in County</b>  <ul style="list-style-type: none"> <li>Resident</li> </ul>
		Resident of County	1	\$1,200.00	
		<b>Totals:</b>	<b>1</b>	<b>\$1,200.00</b>	






## GCCF Program Statistics - Overall Summary (as of November 1, 2010, 5:05 PM ET)

County (Alabama)	Total Claims	Claimant Type	Claims Paid	Amount Paid	Payments in County
<b>Marshall (Alabama)</b>	<b>51</b>	<u>Claimant Type</u>	<u>Claims Paid</u>	<u>Amount Paid</u>	<b>Payments in County</b>  <ul style="list-style-type: none"> <li><span style="color: green;">■</span> Resident</li> <li><span style="color: lightgreen;">■</span> Both</li> </ul>
		Resident of County	24	\$305,200.00	
		Resident and Loss in County	1	\$37,200.00	
		<b>Totals:</b>	<b>25</b>	<b>\$342,400.00</b>	
<b>Mobile (Alabama)</b>	<b>25,326</b>	<u>Claimant Type</u>	<u>Claims Paid</u>	<u>Amount Paid</u>	<b>Payments in County</b>  <ul style="list-style-type: none"> <li><span style="color: green;">■</span> Resident</li> <li><span style="color: lightgreen;">■</span> Loss</li> <li><span style="color: blue;">■</span> Both</li> </ul>
		Resident of County	849	\$12,112,565.00	
		Resident and Loss in County	5,161	\$91,523,400.00	
		Claim Loss in County	517	\$10,346,200.00	
<b>Totals:</b>	<b>6,527</b>	<b>\$113,982,165.00</b>			
<b>Monroe (Alabama)</b>	<b>94</b>	<u>Claimant Type</u>	<u>Claims Paid</u>	<u>Amount Paid</u>	<b>Payments in County</b>  <ul style="list-style-type: none"> <li><span style="color: green;">■</span> Resident</li> <li><span style="color: lightgreen;">■</span> Both</li> </ul>
		Resident of County	36	\$594,700.00	
		Resident and Loss in County	11	\$145,400.00	
		<b>Totals:</b>	<b>47</b>	<b>\$740,100.00</b>	
<b>Montgomery (Alabama)</b>	<b>233</b>	<u>Claimant Type</u>	<u>Claims Paid</u>	<u>Amount Paid</u>	<b>Payments in County</b>  <ul style="list-style-type: none"> <li><span style="color: green;">■</span> Resident</li> <li><span style="color: lightgreen;">■</span> Both</li> </ul>
		Resident of County	89	\$1,288,800.00	
		Resident and Loss in County	7	\$338,300.00	
		<b>Totals:</b>	<b>96</b>	<b>\$1,627,100.00</b>	
<b>Morgan (Alabama)</b>	<b>75</b>	<u>Claimant Type</u>	<u>Claims Paid</u>	<u>Amount Paid</u>	<b>Payments in County</b>  <ul style="list-style-type: none"> <li><span style="color: green;">■</span> Resident</li> <li><span style="color: lightgreen;">■</span> Both</li> </ul>
		Resident of County	47	\$528,300.00	
		Resident and Loss in County	1	\$2,400.00	
		<b>Totals:</b>	<b>48</b>	<b>\$530,700.00</b>	

## GCCF Program Statistics - Overall Summary (as of November 1, 2010, 5:05 PM ET)



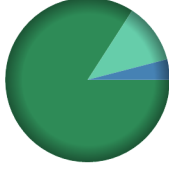
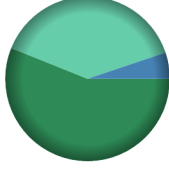
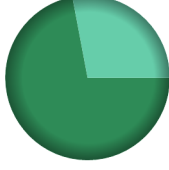
County (Alabama)	Total Claims	Claimant Type	Claims Paid	Amount Paid	Payments in County
Perry (Alabama)	3	<u>Claimant Type</u>	<u>Claims Paid</u>	<u>Amount Paid</u>	Payments in County  Loss
		Claim Loss in County	1	\$35,000.00	
		<b>Totals:</b>	<b>1</b>	<b>\$35,000.00</b>	
Pickens (Alabama)	11	<u>Claimant Type</u>	<u>Claims Paid</u>	<u>Amount Paid</u>	Payments in County  Resident
		Resident of County	4	\$43,400.00	
		<b>Totals:</b>	<b>4</b>	<b>\$43,400.00</b>	
Pike (Alabama)	35	<u>Claimant Type</u>	<u>Claims Paid</u>	<u>Amount Paid</u>	Payments in County  Resident
		Resident of County	6	\$44,100.00	
		<b>Totals:</b>	<b>6</b>	<b>\$44,100.00</b>	
Randolph (Alabama)	7	<u>Claimant Type</u>	<u>Claims Paid</u>	<u>Amount Paid</u>	Payments in County  Resident
		Resident of County	4	\$50,300.00	
		<b>Totals:</b>	<b>4</b>	<b>\$50,300.00</b>	
Russell (Alabama)	22	<u>Claimant Type</u>	<u>Claims Paid</u>	<u>Amount Paid</u>	Payments in County  Resident
		Resident of County	2	\$21,100.00	
		<b>Totals:</b>	<b>2</b>	<b>\$21,100.00</b>	

## GCCF Program Statistics - Overall Summary (as of November 1, 2010, 5:05 PM ET)

County (Alabama)	Total Claims	Claimant Type	Claims Paid	Amount Paid	Payments in County
<b>Shelby (Alabama)</b>	<b>208</b>	<u>Claimant Type</u>	<u>Claims Paid</u>	<u>Amount Paid</u>	<b>Payments in County</b>  <ul style="list-style-type: none"> <li><span style="color: green;">■</span> Resident</li> <li><span style="color: lightgreen;">■</span> Loss</li> <li><span style="color: blue;">■</span> Both</li> </ul>
		Resident of County	120	\$1,373,300.00	
		Resident and Loss in County	2	\$23,500.00	
		Claim Loss in County	1	\$28,800.00	
<b>Totals:</b>	<b>123</b>	<b>\$1,425,600.00</b>			
<b>St. Clair (Alabama)</b>	<b>39</b>	<u>Claimant Type</u>	<u>Claims Paid</u>	<u>Amount Paid</u>	<b>Payments in County</b>  <ul style="list-style-type: none"> <li><span style="color: green;">■</span> Resident</li> </ul>
		Resident of County	24	\$333,000.00	
		<b>Totals:</b>	<b>24</b>	<b>\$333,000.00</b>	
<b>Sumter (Alabama)</b>	<b>6</b>	<u>Claimant Type</u>	<u>Claims Paid</u>	<u>Amount Paid</u>	<b>Payments in County</b>  <ul style="list-style-type: none"> <li><span style="color: green;">■</span> Resident</li> </ul>
		Resident of County	1	\$46,200.00	
		<b>Totals:</b>	<b>1</b>	<b>\$46,200.00</b>	
<b>Talladega (Alabama)</b>	<b>39</b>	<u>Claimant Type</u>	<u>Claims Paid</u>	<u>Amount Paid</u>	<b>Payments in County</b>  <ul style="list-style-type: none"> <li><span style="color: green;">■</span> Resident</li> </ul>
		Resident of County	23	\$136,600.00	
		<b>Totals:</b>	<b>23</b>	<b>\$136,600.00</b>	
<b>Tallapoosa (Alabama)</b>	<b>23</b>	<u>Claimant Type</u>	<u>Claims Paid</u>	<u>Amount Paid</u>	<b>Payments in County</b>  <ul style="list-style-type: none"> <li><span style="color: green;">■</span> Resident</li> </ul>
		Resident of County	8	\$58,000.00	
		<b>Totals:</b>	<b>8</b>	<b>\$58,000.00</b>	


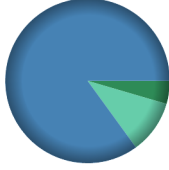
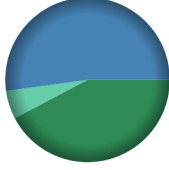
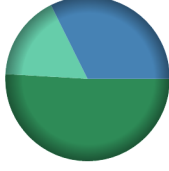
## GCCF Program Statistics - Overall Summary

(as of November 1, 2010, 5:05 PM ET)

County (Alabama)	Total Claims	Claimant Type	Claims Paid	Amount Paid	Payments in County
<b>Tuscaloosa (Alabama)</b>	<b>195</b>	<u>Claimant Type</u>	<u>Claims Paid</u>	<u>Amount Paid</u>	<b>Payments in County</b>  <ul style="list-style-type: none"> <li><span style="color: green;">■</span> Resident</li> <li><span style="color: lightgreen;">■</span> Loss</li> <li><span style="color: blue;">■</span> Both</li> </ul>
		Resident of County	109	\$1,061,300.00	
		Resident and Loss in County	2	\$22,000.00	
		Claim Loss in County	2	\$49,000.00	
<b>Totals:</b>	<b>113</b>	<b>\$1,132,300.00</b>			
<b>Unknown (Alabama)</b>	<b>107</b>	<u>Claimant Type</u>	<u>Claims Paid</u>	<u>Amount Paid</u>	<b>Payments in County</b>  <ul style="list-style-type: none"> <li><span style="color: green;">■</span> Resident</li> </ul>
		Resident of County	36	\$1,011,300.00	
		<b>Totals:</b>	<b>36</b>	<b>\$1,011,300.00</b>	
<b>Walker (Alabama)</b>	<b>36</b>	<u>Claimant Type</u>	<u>Claims Paid</u>	<u>Amount Paid</u>	<b>Payments in County</b>  <ul style="list-style-type: none"> <li><span style="color: green;">■</span> Resident</li> <li><span style="color: lightgreen;">■</span> Loss</li> <li><span style="color: blue;">■</span> Both</li> </ul>
		Resident of County	16	\$198,600.00	
		Resident and Loss in County	1	\$9,500.00	
		Claim Loss in County	2	\$28,000.00	
<b>Totals:</b>	<b>19</b>	<b>\$236,100.00</b>			
<b>Washington (Alabama)</b>	<b>170</b>	<u>Claimant Type</u>	<u>Claims Paid</u>	<u>Amount Paid</u>	<b>Payments in County</b>  <ul style="list-style-type: none"> <li><span style="color: green;">■</span> Resident</li> <li><span style="color: lightgreen;">■</span> Loss</li> <li><span style="color: blue;">■</span> Both</li> </ul>
		Resident of County	16	\$163,000.00	
		Resident and Loss in County	1	\$15,000.00	
		Claim Loss in County	5	\$112,600.00	
<b>Totals:</b>	<b>22</b>	<b>\$290,600.00</b>			
<b>Wilcox (Alabama)</b>	<b>38</b>	<u>Claimant Type</u>	<u>Claims Paid</u>	<u>Amount Paid</u>	<b>Payments in County</b>  <ul style="list-style-type: none"> <li><span style="color: green;">■</span> Resident</li> <li><span style="color: lightgreen;">■</span> Both</li> </ul>
		Resident of County	11	\$172,600.00	
		Resident and Loss in County	3	\$67,000.00	
		<b>Totals:</b>	<b>14</b>	<b>\$239,600.00</b>	

## GCCF Program Statistics - Overall Summary

(as of November 1, 2010, 5:05 PM ET)


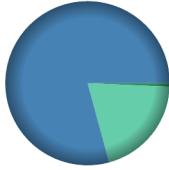
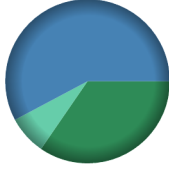
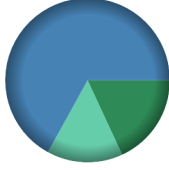

County	Total Claims	Claimant Type	Claims Paid	Amount Paid	Payments in County
<b>Winston (Alabama)</b>	<b>12</b>	<u>Claimant Type</u>	<u>Claims Paid</u>	<u>Amount Paid</u>	<b>Payments in County</b>  <ul style="list-style-type: none"> <li>Resident</li> </ul>
		Resident of County	5	\$189,800.00	
		<b>Totals:</b>	<b>5</b>	<b>\$189,800.00</b>	
		<b>Aachua (Florida)</b>	<b>77</b>	<u>Claimant Type</u>	
Resident of County	16			\$127,800.00	
Resident and Loss in County	5			\$145,600.00	
Claim Loss in County	1			\$12,000.00	
<b>Totals:</b>	<b>22</b>	<b>\$285,400.00</b>			
<b>Bay (Florida)</b>	<b>25,720</b>	<u>Claimant Type</u>	<u>Claims Paid</u>	<u>Amount Paid</u>	<b>Payments in County</b>  <ul style="list-style-type: none"> <li>Resident</li> <li>Loss</li> <li>Both</li> </ul>
		Resident of County	476	\$5,942,300.00	
		Resident and Loss in County	7,773	\$111,707,876.00	
		Claim Loss in County	1,331	\$13,759,000.00	
<b>Totals:</b>	<b>9,580</b>	<b>\$131,409,176.00</b>			
<b>Brevard (Florida)</b>	<b>104</b>	<u>Claimant Type</u>	<u>Claims Paid</u>	<u>Amount Paid</u>	<b>Payments in County</b>  <ul style="list-style-type: none"> <li>Resident</li> <li>Loss</li> <li>Both</li> </ul>
		Resident of County	11	\$230,700.00	
		Resident and Loss in County	8	\$284,600.00	
		Claim Loss in County	2	\$30,300.00	
<b>Totals:</b>	<b>21</b>	<b>\$545,600.00</b>			
<b>Broward (Florida)</b>	<b>434</b>	<u>Claimant Type</u>	<u>Claims Paid</u>	<u>Amount Paid</u>	<b>Payments in County</b>  <ul style="list-style-type: none"> <li>Resident</li> <li>Loss</li> <li>Both</li> </ul>
		Resident of County	23	\$810,000.00	
		Resident and Loss in County	5	\$514,500.00	
		Claim Loss in County	11	\$266,100.00	
<b>Totals:</b>	<b>39</b>	<b>\$1,590,600.00</b>			



## GCCF Program Statistics - Overall Summary (as of November 1, 2010, 5:05 PM ET)

County (Florida)	Total Claims	Claimant Type	Claims Paid	Amount Paid	Payments in County
<b>Calhoun (Florida)</b>	<b>127</b>	<u>Claimant Type</u>	<u>Claims Paid</u>	<u>Amount Paid</u>	<p>Payments in County</p> <ul style="list-style-type: none"> <li>Resident</li> <li>Loss</li> <li>Both</li> </ul>
		Resident of County	19	\$209,200.00	
		Resident and Loss in County	1	\$6,000.00	
		Claim Loss in County	1	\$4,200.00	
		<b>Totals:</b>	<b>21</b>	<b>\$219,400.00</b>	
<b>Charlotte (Florida)</b>	<b>195</b>	<u>Claimant Type</u>	<u>Claims Paid</u>	<u>Amount Paid</u>	<p>Payments in County</p> <ul style="list-style-type: none"> <li>Resident</li> <li>Loss</li> <li>Both</li> </ul>
		Resident of County	3	\$8,400.00	
		Resident and Loss in County	24	\$935,200.00	
		Claim Loss in County	9	\$71,400.00	
		<b>Totals:</b>	<b>36</b>	<b>\$1,015,000.00</b>	
<b>Citrus (Florida)</b>	<b>222</b>	<u>Claimant Type</u>	<u>Claims Paid</u>	<u>Amount Paid</u>	<p>Payments in County</p> <ul style="list-style-type: none"> <li>Resident</li> <li>Loss</li> <li>Both</li> </ul>
		Resident of County	22	\$392,100.00	
		Resident and Loss in County	80	\$1,291,100.00	
		Claim Loss in County	7	\$162,700.00	
		<b>Totals:</b>	<b>109</b>	<b>\$1,845,900.00</b>	
<b>Clay (Florida)</b>	<b>34</b>	<u>Claimant Type</u>	<u>Claims Paid</u>	<u>Amount Paid</u>	<p>Payments in County</p> <ul style="list-style-type: none"> <li>Resident</li> <li>Loss</li> <li>Both</li> </ul>
		Resident of County	4	\$25,400.00	
		Resident and Loss in County	1	\$125,000.00	
		Claim Loss in County	1	\$18,700.00	
		<b>Totals:</b>	<b>6</b>	<b>\$169,100.00</b>	
<b>Collier (Florida)</b>	<b>7,508</b>	<u>Claimant Type</u>	<u>Claims Paid</u>	<u>Amount Paid</u>	<p>Payments in County</p> <ul style="list-style-type: none"> <li>Resident</li> <li>Loss</li> <li>Both</li> </ul>
		Resident of County	51	\$516,300.00	
		Resident and Loss in County	879	\$9,483,500.00	
		Claim Loss in County	27	\$156,500.00	
		<b>Totals:</b>	<b>957</b>	<b>\$10,156,300.00</b>	

## GCCF Program Statistics - Overall Summary (as of November 1, 2010, 5:05 PM ET)

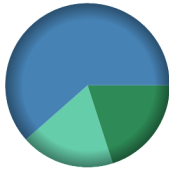
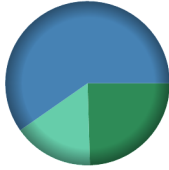
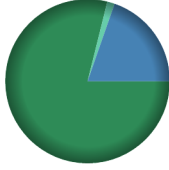
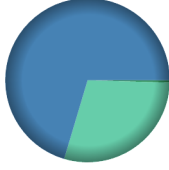
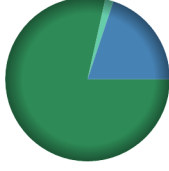
County (Florida)	Total Claims	Claimant Type	Claims Paid	Amount Paid	Payments in County
Columbia (Florida)	16	<u>Claimant Type</u>	<u>Claims Paid</u>	<u>Amount Paid</u>	 <ul style="list-style-type: none"> <li><span style="color: green;">■</span> Resident</li> <li><span style="color: lightgreen;">■</span> Both</li> </ul>
		Resident of County	4	\$81,700.00	
		Resident and Loss in County	1	\$40,000.00	
		<b>Totals:</b>	<b>5</b>	<b>\$121,700.00</b>	
Dixie (Florida)	31	<u>Claimant Type</u>	<u>Claims Paid</u>	<u>Amount Paid</u>	 <ul style="list-style-type: none"> <li><span style="color: green;">■</span> Resident</li> <li><span style="color: lightgreen;">■</span> Loss</li> <li><span style="color: blue;">■</span> Both</li> </ul>
		Resident of County	1	\$3,000.00	
		Resident and Loss in County	12	\$353,400.00	
		Claim Loss in County	4	\$89,700.00	
<b>Totals:</b>	<b>17</b>	<b>\$446,100.00</b>			
Duval (Florida)	288	<u>Claimant Type</u>	<u>Claims Paid</u>	<u>Amount Paid</u>	 <ul style="list-style-type: none"> <li><span style="color: green;">■</span> Resident</li> <li><span style="color: lightgreen;">■</span> Loss</li> <li><span style="color: blue;">■</span> Both</li> </ul>
		Resident of County	34	\$594,000.00	
		Resident and Loss in County	14	\$993,000.00	
		Claim Loss in County	6	\$131,500.00	
<b>Totals:</b>	<b>54</b>	<b>\$1,718,500.00</b>			
Escambia (Florida)	15,186	<u>Claimant Type</u>	<u>Claims Paid</u>	<u>Amount Paid</u>	 <ul style="list-style-type: none"> <li><span style="color: green;">■</span> Resident</li> <li><span style="color: lightgreen;">■</span> Loss</li> <li><span style="color: blue;">■</span> Both</li> </ul>
		Resident of County	1,423	\$16,226,300.00	
		Resident and Loss in County	3,883	\$60,085,100.00	
		Claim Loss in County	991	\$13,382,900.00	
<b>Totals:</b>	<b>6,297</b>	<b>\$89,694,300.00</b>			
Flagler (Florida)	13	<u>Claimant Type</u>	<u>Claims Paid</u>	<u>Amount Paid</u>	 <ul style="list-style-type: none"> <li><span style="color: green;">■</span> Resident</li> </ul>
		Resident of County	2	\$65,400.00	
		<b>Totals:</b>	<b>2</b>	<b>\$65,400.00</b>	

## GCCF Program Statistics - Overall Summary (as of November 1, 2010, 5:05 PM ET)

County (Florida)	Total Claims	Claimant Type	Claims Paid	Amount Paid	Payments in County
Franklin (Florida)	2,017	<u>Claimant Type</u>	<u>Claims Paid</u>	<u>Amount Paid</u>	<p>Payments in County</p> <ul style="list-style-type: none"> <li>Resident</li> <li>Loss</li> <li>Both</li> </ul>
		Resident of County	34	\$396,800.00	
		Resident and Loss in County	1,083	\$13,383,200.00	
		Claim Loss in County	121	\$1,675,800.00	
		<b>Totals:</b>	<b>1,238</b>	<b>\$15,455,800.00</b>	
Gadsden (Florida)	65	<u>Claimant Type</u>	<u>Claims Paid</u>	<u>Amount Paid</u>	<p>Payments in County</p> <ul style="list-style-type: none"> <li>Resident</li> <li>Loss</li> <li>Both</li> </ul>
		Resident of County	9	\$166,100.00	
		Resident and Loss in County	2	\$44,200.00	
		Claim Loss in County	1	\$6,000.00	
		<b>Totals:</b>	<b>12</b>	<b>\$216,300.00</b>	
Gulf (Florida)	1,377	<u>Claimant Type</u>	<u>Claims Paid</u>	<u>Amount Paid</u>	<p>Payments in County</p> <ul style="list-style-type: none"> <li>Resident</li> <li>Loss</li> <li>Both</li> </ul>
		Resident of County	81	\$1,034,100.00	
		Resident and Loss in County	363	\$8,353,100.00	
		Claim Loss in County	103	\$1,275,000.00	
		<b>Totals:</b>	<b>547</b>	<b>\$10,662,200.00</b>	
Hardee (Florida)	4	<u>Claimant Type</u>	<u>Claims Paid</u>	<u>Amount Paid</u>	<p>Payments in County</p> <ul style="list-style-type: none"> <li>Resident</li> </ul>
		Resident of County	1	\$15,000.00	
		<b>Totals:</b>	<b>1</b>	<b>\$15,000.00</b>	
Hendry (Florida)	28	<u>Claimant Type</u>	<u>Claims Paid</u>	<u>Amount Paid</u>	<p>Payments in County</p> <ul style="list-style-type: none"> <li>Resident</li> </ul>
		Resident of County	1	\$24,000.00	
		<b>Totals:</b>	<b>1</b>	<b>\$24,000.00</b>	

## GCCF Program Statistics - Overall Summary

(as of November 1, 2010, 5:05 PM ET)

County (Florida)	Total Claims	Claimant Type	Claims Paid	Amount Paid	Payments in County
<b>Hernando (Florida)</b>	<b>146</b>	<u>Claimant Type</u>	<u>Claims Paid</u>	<u>Amount Paid</u>	 <ul style="list-style-type: none"> <li><span style="color: green;">■</span> Resident</li> <li><span style="color: lightgreen;">■</span> Loss</li> <li><span style="color: blue;">■</span> Both</li> </ul>
		Resident of County	21	\$330,300.00	
		Resident and Loss in County	40	\$1,012,400.00	
		Claim Loss in County	15	\$303,200.00	
		<b>Totals:</b>	<b>76</b>	<b>\$1,645,900.00</b>	
<b>Hillsborough (Florida)</b>	<b>958</b>	<u>Claimant Type</u>	<u>Claims Paid</u>	<u>Amount Paid</u>	 <ul style="list-style-type: none"> <li><span style="color: green;">■</span> Resident</li> <li><span style="color: lightgreen;">■</span> Loss</li> <li><span style="color: blue;">■</span> Both</li> </ul>
		Resident of County	64	\$924,200.00	
		Resident and Loss in County	103	\$2,248,800.00	
		Claim Loss in County	36	\$592,900.00	
		<b>Totals:</b>	<b>203</b>	<b>\$3,765,900.00</b>	
<b>Holmes (Florida)</b>	<b>382</b>	<u>Claimant Type</u>	<u>Claims Paid</u>	<u>Amount Paid</u>	 <ul style="list-style-type: none"> <li><span style="color: green;">■</span> Resident</li> <li><span style="color: lightgreen;">■</span> Loss</li> <li><span style="color: blue;">■</span> Both</li> </ul>
		Resident of County	97	\$842,800.00	
		Resident and Loss in County	18	\$210,200.00	
		Claim Loss in County	4	\$15,600.00	
		<b>Totals:</b>	<b>119</b>	<b>\$1,068,600.00</b>	
<b>Indian River (Florida)</b>	<b>35</b>	<u>Claimant Type</u>	<u>Claims Paid</u>	<u>Amount Paid</u>	 <ul style="list-style-type: none"> <li><span style="color: green;">■</span> Resident</li> <li><span style="color: lightgreen;">■</span> Loss</li> <li><span style="color: blue;">■</span> Both</li> </ul>
		Resident of County	1	\$1,000.00	
		Resident and Loss in County	3	\$157,000.00	
		Claim Loss in County	1	\$65,000.00	
		<b>Totals:</b>	<b>5</b>	<b>\$223,000.00</b>	
<b>Jackson (Florida)</b>	<b>308</b>	<u>Claimant Type</u>	<u>Claims Paid</u>	<u>Amount Paid</u>	 <ul style="list-style-type: none"> <li><span style="color: green;">■</span> Resident</li> <li><span style="color: lightgreen;">■</span> Loss</li> <li><span style="color: blue;">■</span> Both</li> </ul>
		Resident of County	32	\$378,500.00	
		Resident and Loss in County	3	\$96,000.00	
		Claim Loss in County	1	\$7,900.00	
		<b>Totals:</b>	<b>36</b>	<b>\$482,400.00</b>	

## GCCF Program Statistics - Overall Summary

(as of November 1, 2010, 5:05 PM ET)

County (Florida)	Total Claims	Claimant Type	Claims Paid	Amount Paid	Payments in County
Jefferson (Florida)	13	<u>Claimant Type</u>	<u>Claims Paid</u>	<u>Amount Paid</u>	
		Resident of County	4	\$106,200.00	
		Resident and Loss in County	2	\$2,500.00	
		Claim Loss in County	1	\$6,000.00	
<b>Totals:</b>	<b>7</b>	<b>\$114,700.00</b>			
Lafayette (Florida)	4	<u>Claimant Type</u>	<u>Claims Paid</u>	<u>Amount Paid</u>	
		Resident and Loss in County	1	\$226,700.00	
		<b>Totals:</b>	<b>1</b>	<b>\$226,700.00</b>	
Lake (Florida)	39	<u>Claimant Type</u>	<u>Claims Paid</u>	<u>Amount Paid</u>	
		Resident of County	8	\$83,100.00	
		Resident and Loss in County	5	\$137,900.00	
		<b>Totals:</b>	<b>13</b>	<b>\$221,000.00</b>	
Lee (Florida)	3,196	<u>Claimant Type</u>	<u>Claims Paid</u>	<u>Amount Paid</u>	
		Resident of County	39	\$698,700.00	
		Resident and Loss in County	205	\$3,536,800.00	
		Claim Loss in County	39	\$247,400.00	
<b>Totals:</b>	<b>283</b>	<b>\$4,482,900.00</b>			
Leon (Florida)	480	<u>Claimant Type</u>	<u>Claims Paid</u>	<u>Amount Paid</u>	
		Resident of County	85	\$1,625,300.00	
		Resident and Loss in County	7	\$212,600.00	
		Claim Loss in County	5	\$61,800.00	
<b>Totals:</b>	<b>97</b>	<b>\$1,899,700.00</b>			


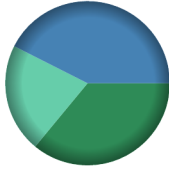
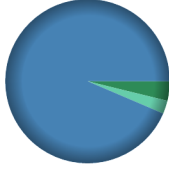
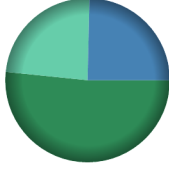
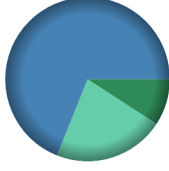
## GCCF Program Statistics - Overall Summary

(as of November 1, 2010, 5:05 PM ET)




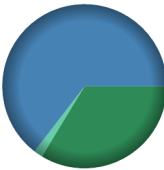
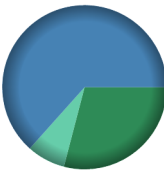
Levy (Florida)	149	<u>Claimant Type</u>	<u>Claims Paid</u>	<u>Amount Paid</u>	Payments in County
		Resident of County	10	\$229,300.00	<ul style="list-style-type: none"> <li><span style="color: green;">■</span> Resident</li> <li><span style="color: lightgreen;">■</span> Loss</li> <li><span style="color: blue;">■</span> Both</li> </ul>
		Resident and Loss in County	72	\$1,897,000.00	
		Claim Loss in County	9	\$241,100.00	
		<b>Totals:</b>	<b>91</b>	<b>\$2,367,400.00</b>	
Liberty (Florida)	58	<u>Claimant Type</u>	<u>Claims Paid</u>	<u>Amount Paid</u>	Payments in County
		Resident of County	18	\$160,000.00	<ul style="list-style-type: none"> <li><span style="color: green;">■</span> Resident</li> <li><span style="color: lightgreen;">■</span> Loss</li> <li><span style="color: blue;">■</span> Both</li> </ul>
		Resident and Loss in County	3	\$36,200.00	
		Claim Loss in County	2	\$49,600.00	
		<b>Totals:</b>	<b>23</b>	<b>\$245,800.00</b>	
Madison (Florida)	10	<u>Claimant Type</u>	<u>Claims Paid</u>	<u>Amount Paid</u>	Payments in County
		Resident of County	1	\$2,100.00	<ul style="list-style-type: none"> <li><span style="color: green;">■</span> Resident</li> <li><span style="color: lightgreen;">■</span> Loss</li> </ul>
		Claim Loss in County	2	\$21,200.00	
		<b>Totals:</b>	<b>3</b>	<b>\$23,300.00</b>	
Manatee (Florida)	331	<u>Claimant Type</u>	<u>Claims Paid</u>	<u>Amount Paid</u>	Payments in County
		Resident of County	19	\$466,100.00	<ul style="list-style-type: none"> <li><span style="color: green;">■</span> Resident</li> <li><span style="color: lightgreen;">■</span> Loss</li> <li><span style="color: blue;">■</span> Both</li> </ul>
		Resident and Loss in County	47	\$2,014,600.00	
		Claim Loss in County	21	\$479,000.00	
		<b>Totals:</b>	<b>87</b>	<b>\$2,959,700.00</b>	
Marion (Florida)	62	<u>Claimant Type</u>	<u>Claims Paid</u>	<u>Amount Paid</u>	Payments in County
		Resident of County	9	\$97,500.00	<ul style="list-style-type: none"> <li><span style="color: green;">■</span> Resident</li> <li><span style="color: lightgreen;">■</span> Loss</li> <li><span style="color: blue;">■</span> Both</li> </ul>
		Resident and Loss in County	1	\$20,200.00	
		Claim Loss in County	2	\$59,800.00	
		<b>Totals:</b>	<b>12</b>	<b>\$177,500.00</b>	

## GCCF Program Statistics - Overall Summary

(as of November 1, 2010, 5:05 PM ET)

County (Florida)	Total Claims	Claimant Type	Claims Paid	Amount Paid	Payments in County
<b>Martin (Florida)</b>	<b>28</b>	<u>Claimant Type</u>	<u>Claims Paid</u>	<u>Amount Paid</u>	<b>Payments in County</b>  <ul style="list-style-type: none"> <li><span style="color: green;">■</span> Resident</li> <li><span style="color: lightgreen;">■</span> Both</li> </ul>
		Resident of County	2	\$27,200.00	
		Resident and Loss in County	5	\$109,500.00	
		<b>Totals:</b>	<b>7</b>	<b>\$136,700.00</b>	
<b>Miami-dade (Florida)</b>	<b>1,211</b>	<u>Claimant Type</u>	<u>Claims Paid</u>	<u>Amount Paid</u>	<b>Payments in County</b>  <ul style="list-style-type: none"> <li><span style="color: green;">■</span> Resident</li> <li><span style="color: lightgreen;">■</span> Loss</li> <li><span style="color: blue;">■</span> Both</li> </ul>
		Resident of County	36	\$499,200.00	
		Resident and Loss in County	20	\$590,200.00	
		Claim Loss in County	13	\$298,100.00	
<b>Totals:</b>	<b>69</b>	<b>\$1,387,500.00</b>			
<b>Monroe (Florida)</b>	<b>3,502</b>	<u>Claimant Type</u>	<u>Claims Paid</u>	<u>Amount Paid</u>	<b>Payments in County</b>  <ul style="list-style-type: none"> <li><span style="color: green;">■</span> Resident</li> <li><span style="color: lightgreen;">■</span> Loss</li> <li><span style="color: blue;">■</span> Both</li> </ul>
		Resident of County	31	\$742,000.00	
		Resident and Loss in County	698	\$18,110,100.00	
		Claim Loss in County	41	\$504,100.00	
<b>Totals:</b>	<b>770</b>	<b>\$19,356,200.00</b>			
<b>Nassau (Florida)</b>	<b>15</b>	<u>Claimant Type</u>	<u>Claims Paid</u>	<u>Amount Paid</u>	<b>Payments in County</b>  <ul style="list-style-type: none"> <li><span style="color: green;">■</span> Resident</li> <li><span style="color: lightgreen;">■</span> Loss</li> <li><span style="color: blue;">■</span> Both</li> </ul>
		Resident of County	3	\$65,200.00	
		Resident and Loss in County	2	\$31,100.00	
		Claim Loss in County	1	\$30,000.00	
<b>Totals:</b>	<b>6</b>	<b>\$126,300.00</b>			
<b>Okaloosa (Florida)</b>	<b>20,354</b>	<u>Claimant Type</u>	<u>Claims Paid</u>	<u>Amount Paid</u>	<b>Payments in County</b>  <ul style="list-style-type: none"> <li><span style="color: green;">■</span> Resident</li> <li><span style="color: lightgreen;">■</span> Loss</li> <li><span style="color: blue;">■</span> Both</li> </ul>
		Resident of County	1,194	\$14,990,000.00	
		Resident and Loss in County	6,417	\$112,591,400.00	
		Claim Loss in County	2,893	\$35,757,800.00	
<b>Totals:</b>	<b>10,504</b>	<b>\$163,339,200.00</b>			

## GCCF Program Statistics - Overall Summary (as of November 1, 2010, 5:05 PM ET)

County (Florida)	Total Claims	Claimant Type	Claims Paid	Amount Paid	Payments in County
Okeechobee (Florida)	6	<u>Claimant Type</u>	<u>Claims Paid</u>	<u>Amount Paid</u>	 <ul style="list-style-type: none"> <li>Loss</li> </ul>
		Claim Loss in County	1	\$5,000.00	
		<b>Totals:</b>	<b>1</b>	<b>\$5,000.00</b>	
Orange (Florida)	393	<u>Claimant Type</u>	<u>Claims Paid</u>	<u>Amount Paid</u>	 <ul style="list-style-type: none"> <li>Resident</li> <li>Both</li> </ul>
		Resident of County	56	\$811,400.00	
		Resident and Loss in County	6	\$185,000.00	
<b>Totals:</b>	<b>62</b>	<b>\$996,400.00</b>			
Osceola (Florida)	28	<u>Claimant Type</u>	<u>Claims Paid</u>	<u>Amount Paid</u>	 <ul style="list-style-type: none"> <li>Resident</li> </ul>
		Resident of County	4	\$33,600.00	
		<b>Totals:</b>	<b>4</b>	<b>\$33,600.00</b>	
Palm Beach (Florida)	274	<u>Claimant Type</u>	<u>Claims Paid</u>	<u>Amount Paid</u>	 <ul style="list-style-type: none"> <li>Resident</li> <li>Loss</li> <li>Both</li> </ul>
		Resident of County	17	\$237,600.00	
		Resident and Loss in County	9	\$455,500.00	
Claim Loss in County	2	\$12,200.00			
<b>Totals:</b>	<b>28</b>	<b>\$705,300.00</b>			
Pasco (Florida)	426	<u>Claimant Type</u>	<u>Claims Paid</u>	<u>Amount Paid</u>	 <ul style="list-style-type: none"> <li>Resident</li> <li>Loss</li> <li>Both</li> </ul>
		Resident of County	72	\$1,165,600.00	
		Resident and Loss in County	94	\$2,543,700.00	
Claim Loss in County	19	\$302,600.00			
<b>Totals:</b>	<b>185</b>	<b>\$4,011,900.00</b>			






## GCCF Program Statistics - Overall Summary

(as of November 1, 2010, 5:05 PM ET)

County (Florida)	Total Claims	Claimant Type	Claims Paid	Amount Paid	Payments in County
<b>Pinellas (Florida)</b>	<b>2,503</b>	<u>Claimant Type</u>	<u>Claims Paid</u>	<u>Amount Paid</u>	
		Resident of County	50	\$1,393,900.00	
		Resident and Loss in County	545	\$9,479,900.00	
		Claim Loss in County	114	\$1,678,500.00	
		<b>Totals:</b>	<b>709</b>	<b>\$12,552,300.00</b>	
<b>Polk (Florida)</b>	<b>152</b>	<u>Claimant Type</u>	<u>Claims Paid</u>	<u>Amount Paid</u>	
		Resident of County	12	\$168,600.00	
		Resident and Loss in County	5	\$145,000.00	
		Claim Loss in County	1	\$9,200.00	
		<b>Totals:</b>	<b>18</b>	<b>\$322,800.00</b>	
<b>Putnam (Florida)</b>	<b>9</b>	<u>Claimant Type</u>	<u>Claims Paid</u>	<u>Amount Paid</u>	
		Resident and Loss in County	2	\$51,500.00	
		<b>Totals:</b>	<b>2</b>	<b>\$51,500.00</b>	
<b>Santa Rosa (Florida)</b>	<b>7,037</b>	<u>Claimant Type</u>	<u>Claims Paid</u>	<u>Amount Paid</u>	
		Resident of County	837	\$9,579,700.00	
		Resident and Loss in County	1,550	\$32,653,800.00	
		Claim Loss in County	1,104	\$12,991,900.00	
		<b>Totals:</b>	<b>3,491</b>	<b>\$55,225,400.00</b>	
<b>Sarasota (Florida)</b>	<b>321</b>	<u>Claimant Type</u>	<u>Claims Paid</u>	<u>Amount Paid</u>	
		Resident of County	13	\$132,400.00	
		Resident and Loss in County	35	\$1,188,200.00	
		Claim Loss in County	9	\$131,500.00	
		<b>Totals:</b>	<b>57</b>	<b>\$1,452,100.00</b>	

## GCCF Program Statistics - Overall Summary

(as of November 1, 2010, 5:05 PM ET)

County (Florida)	Total Claims	Claimant Type	Claims Paid	Amount Paid	Payments in County
Seminole (Florida)	67	<u>Claimant Type</u>	<u>Claims Paid</u>	<u>Amount Paid</u>	Payments in County  <ul style="list-style-type: none"> <li>Resident</li> </ul>
		Resident of County	13	\$189,300.00	
		<b>Totals:</b>	<b>13</b>	<b>\$189,300.00</b>	
St. Johns (Florida)	44	<u>Claimant Type</u>	<u>Claims Paid</u>	<u>Amount Paid</u>	Payments in County  <ul style="list-style-type: none"> <li>Resident</li> <li>Both</li> </ul>
		Resident of County	8	\$145,300.00	
		Resident and Loss in County	4	\$76,500.00	
<b>Totals:</b>	<b>12</b>	<b>\$221,800.00</b>			
St. Lucie (Florida)	69	<u>Claimant Type</u>	<u>Claims Paid</u>	<u>Amount Paid</u>	Payments in County  <ul style="list-style-type: none"> <li>Resident</li> <li>Both</li> </ul>
		Resident of County	4	\$76,500.00	
		Resident and Loss in County	2	\$62,800.00	
<b>Totals:</b>	<b>6</b>	<b>\$139,300.00</b>			
Sumter (Florida)	12	<u>Claimant Type</u>	<u>Claims Paid</u>	<u>Amount Paid</u>	Payments in County  <ul style="list-style-type: none"> <li>Resident</li> </ul>
		Resident of County	7	\$153,300.00	
		<b>Totals:</b>	<b>7</b>	<b>\$153,300.00</b>	
Suwannee (Florida)	8	<u>Claimant Type</u>	<u>Claims Paid</u>	<u>Amount Paid</u>	Payments in County  <ul style="list-style-type: none"> <li>Resident</li> </ul>
		Resident of County	1	\$3,200.00	
		<b>Totals:</b>	<b>1</b>	<b>\$3,200.00</b>	

## GCCF Program Statistics - Overall Summary

(as of November 1, 2010, 5:05 PM ET)

County (Florida)	Total Claims	Claimant Type	Claims Paid	Amount Paid	Payments in County
<b>Taylor (Florida)</b>	<b>64</b>	<u>Claimant Type</u>	<u>Claims Paid</u>	<u>Amount Paid</u>	
		Resident of County	8	\$298,200.00	
		Resident and Loss in County	33	\$1,269,800.00	
		Claim Loss in County	1	\$4,800.00	
<b>Totals:</b>	<b>42</b>	<b>\$1,572,800.00</b>			
<b>Unknown (Florida)</b>	<b>145</b>	<u>Claimant Type</u>	<u>Claims Paid</u>	<u>Amount Paid</u>	
		Resident of County	34	\$754,100.00	
		<b>Totals:</b>	<b>34</b>	<b>\$754,100.00</b>	
<b>Volusia (Florida)</b>	<b>72</b>	<u>Claimant Type</u>	<u>Claims Paid</u>	<u>Amount Paid</u>	
		Resident of County	5	\$184,100.00	
		Resident and Loss in County	4	\$482,000.00	
		Claim Loss in County	3	\$33,800.00	
<b>Totals:</b>	<b>12</b>	<b>\$699,900.00</b>			
<b>Wakulla (Florida)</b>	<b>530</b>	<u>Claimant Type</u>	<u>Claims Paid</u>	<u>Amount Paid</u>	
		Resident of County	34	\$835,800.00	
		Resident and Loss in County	278	\$6,300,000.00	
		Claim Loss in County	28	\$714,700.00	
<b>Totals:</b>	<b>340</b>	<b>\$7,850,500.00</b>			
<b>Walton (Florida)</b>	<b>9,698</b>	<u>Claimant Type</u>	<u>Claims Paid</u>	<u>Amount Paid</u>	
		Resident of County	852	\$15,425,200.00	
		Resident and Loss in County	2,521	\$45,813,800.00	
		Claim Loss in County	1,954	\$21,710,900.00	
<b>Totals:</b>	<b>5,327</b>	<b>\$82,949,900.00</b>			

## GCCF Program Statistics - Overall Summary

(as of November 1, 2010, 5:05 PM ET)


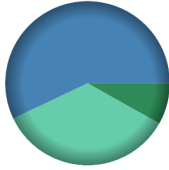

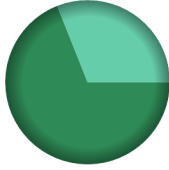
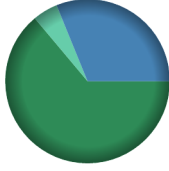
County	Total Claims	Claimant Type	Claims Paid	Amount Paid	Payments in County
<b>Washington (Florida)</b>	<b>859</b>	<u>Claimant Type</u>	<u>Claims Paid</u>	<u>Amount Paid</u>	<p>Payments in County</p> <ul style="list-style-type: none"> <li>Resident</li> <li>Loss</li> <li>Both</li> </ul>
		Resident of County	189	\$1,694,900.00	
		Resident and Loss in County	31	\$366,100.00	
		Claim Loss in County	6	\$62,500.00	
<b>Totals:</b>		<b>226</b>	<b>\$2,123,500.00</b>		
<b>Acadia (Louisiana)</b>	<b>113</b>	<u>Claimant Type</u>	<u>Claims Paid</u>	<u>Amount Paid</u>	<p>Payments in County</p> <ul style="list-style-type: none"> <li>Resident</li> <li>Loss</li> <li>Both</li> </ul>
		Resident of County	12	\$286,900.00	
		Resident and Loss in County	7	\$290,600.00	
		Claim Loss in County	4	\$70,900.00	
<b>Totals:</b>		<b>23</b>	<b>\$648,400.00</b>		
<b>Allen (Louisiana)</b>	<b>46</b>	<u>Claimant Type</u>	<u>Claims Paid</u>	<u>Amount Paid</u>	<p>Payments in County</p> <ul style="list-style-type: none"> <li>Resident</li> <li>Loss</li> </ul>
		Resident of County	1	\$30,000.00	
		Claim Loss in County	2	\$38,600.00	
<b>Totals:</b>		<b>3</b>	<b>\$68,600.00</b>		
<b>Ascension (Louisiana)</b>	<b>957</b>	<u>Claimant Type</u>	<u>Claims Paid</u>	<u>Amount Paid</u>	<p>Payments in County</p> <ul style="list-style-type: none"> <li>Resident</li> <li>Loss</li> <li>Both</li> </ul>
		Resident of County	47	\$637,600.00	
		Resident and Loss in County	11	\$304,500.00	
		Claim Loss in County	2	\$20,900.00	
<b>Totals:</b>		<b>60</b>	<b>\$963,000.00</b>		
<b>Assumption (Louisiana)</b>	<b>635</b>	<u>Claimant Type</u>	<u>Claims Paid</u>	<u>Amount Paid</u>	<p>Payments in County</p> <ul style="list-style-type: none"> <li>Resident</li> <li>Loss</li> <li>Both</li> </ul>
		Resident of County	27	\$630,300.00	
		Resident and Loss in County	69	\$1,079,900.00	
		Claim Loss in County	7	\$117,500.00	
<b>Totals:</b>		<b>103</b>	<b>\$1,827,700.00</b>		

## GCCF Program Statistics - Overall Summary (as of November 1, 2010, 5:05 PM ET)

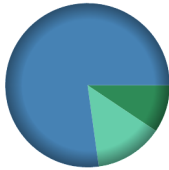




Parish (Louisiana)	Count	Claimant Type	Claims Paid	Amount Paid	Payments in County
<b>Avoyelles (Louisiana)</b>	<b>91</b>	<u>Claimant Type</u>	<u>Claims Paid</u>	<u>Amount Paid</u>	<b>Payments in County</b> 
		Resident of County	12	\$137,200.00	
		Resident and Loss in County	12	\$666,800.00	
		Claim Loss in County	2	\$38,200.00	
<b>Totals:</b>	<b>26</b>	<b>\$842,200.00</b>			
<b>Beauregard (Louisiana)</b>	<b>22</b>	<u>Claimant Type</u>	<u>Claims Paid</u>	<u>Amount Paid</u>	<b>Payments in County</b> 
		Resident of County	3	\$135,200.00	
		Resident and Loss in County	4	\$76,000.00	
		<b>Totals:</b>	<b>7</b>	<b>\$211,200.00</b>	
<b>Bossier (Louisiana)</b>	<b>42</b>	<u>Claimant Type</u>	<u>Claims Paid</u>	<u>Amount Paid</u>	<b>Payments in County</b> 
		Resident of County	5	\$62,500.00	
		<b>Totals:</b>	<b>5</b>	<b>\$62,500.00</b>	
<b>Caddo (Louisiana)</b>	<b>102</b>	<u>Claimant Type</u>	<u>Claims Paid</u>	<u>Amount Paid</u>	<b>Payments in County</b> 
		Resident of County	13	\$129,200.00	
		<b>Totals:</b>	<b>13</b>	<b>\$129,200.00</b>	
<b>Calcasieu (Louisiana)</b>	<b>698</b>	<u>Claimant Type</u>	<u>Claims Paid</u>	<u>Amount Paid</u>	<b>Payments in County</b> 
		Resident of County	114	\$2,976,000.00	
		Resident and Loss in County	92	\$2,215,400.00	
		Claim Loss in County	22	\$451,100.00	
		<b>Totals:</b>	<b>228</b>	<b>\$5,642,500.00</b>	

## GCCF Program Statistics - Overall Summary

(as of November 1, 2010, 5:05 PM ET)

County (Louisiana)	Total Claims	Claimant Type	Claims Paid	Amount Paid	Payments in County
Caldwell	6	<u>Claimant Type</u>	<u>Claims Paid</u>	<u>Amount Paid</u>	Payments in County 
		Resident of County	2	\$7,300.00	
		<b>Totals:</b>	<b>2</b>	<b>\$7,300.00</b>	
Cameron	339	<u>Claimant Type</u>	<u>Claims Paid</u>	<u>Amount Paid</u>	Payments in County 
		Resident of County	20	\$514,400.00	
		Resident and Loss in County	128	\$3,603,700.00	
		Claim Loss in County	83	\$2,196,400.00	
		<b>Totals:</b>	<b>231</b>	<b>\$6,314,500.00</b>	
Claiborne	3	<u>Claimant Type</u>	<u>Claims Paid</u>	<u>Amount Paid</u>	Payments in County 
		Claim Loss in County	1	\$80,400.00	
		<b>Totals:</b>	<b>1</b>	<b>\$80,400.00</b>	
Concordia	37	<u>Claimant Type</u>	<u>Claims Paid</u>	<u>Amount Paid</u>	Payments in County 
		Resident of County	3	\$155,700.00	
		Resident and Loss in County	2	\$70,000.00	
		<b>Totals:</b>	<b>5</b>	<b>\$225,700.00</b>	
E. Baton Rouge	2,528	<u>Claimant Type</u>	<u>Claims Paid</u>	<u>Amount Paid</u>	Payments in County 
		Resident of County	161	\$2,844,100.00	
		Resident and Loss in County	47	\$1,386,200.00	
		Claim Loss in County	12	\$219,600.00	
		<b>Totals:</b>	<b>220</b>	<b>\$4,449,900.00</b>	

## GCCF Program Statistics - Overall Summary (as of November 1, 2010, 5:05 PM ET)

Parish (Louisiana)	Count	Claimant Type	Claims Paid	Amount Paid	Payments in County
<b>E. Feliciana (Louisiana)</b>	<b>31</b>	<u>Claimant Type</u>	<u>Claims Paid</u>	<u>Amount Paid</u>	 <ul style="list-style-type: none"> <li><span style="color: green;">■</span> Resident</li> <li><span style="color: lightgreen;">■</span> Loss</li> <li><span style="color: blue;">■</span> Both</li> </ul>
		Resident of County	1	\$14,000.00	
		Resident and Loss in County	3	\$115,000.00	
		Claim Loss in County	1	\$20,000.00	
<b>Totals:</b>	<b>5</b>	<b>\$149,000.00</b>			
<b>Evangeline (Louisiana)</b>	<b>53</b>	<u>Claimant Type</u>	<u>Claims Paid</u>	<u>Amount Paid</u>	 <ul style="list-style-type: none"> <li><span style="color: green;">■</span> Resident</li> <li><span style="color: lightgreen;">■</span> Both</li> </ul>
		Resident of County	5	\$103,900.00	
		Resident and Loss in County	4	\$70,300.00	
		<b>Totals:</b>	<b>9</b>	<b>\$174,200.00</b>	
<b>Franklin (Louisiana)</b>	<b>8</b>	<u>Claimant Type</u>	<u>Claims Paid</u>	<u>Amount Paid</u>	 <ul style="list-style-type: none"> <li><span style="color: green;">■</span> Resident</li> </ul>
		Resident of County	3	\$35,200.00	
		<b>Totals:</b>	<b>3</b>	<b>\$35,200.00</b>	
<b>Grant (Louisiana)</b>	<b>15</b>	<u>Claimant Type</u>	<u>Claims Paid</u>	<u>Amount Paid</u>	 <ul style="list-style-type: none"> <li><span style="color: green;">■</span> Resident</li> <li><span style="color: lightgreen;">■</span> Loss</li> </ul>
		Resident of County	1	\$15,500.00	
		Claim Loss in County	1	\$10,000.00	
		<b>Totals:</b>	<b>2</b>	<b>\$25,500.00</b>	
<b>Iberia (Louisiana)</b>	<b>1,076</b>	<u>Claimant Type</u>	<u>Claims Paid</u>	<u>Amount Paid</u>	 <ul style="list-style-type: none"> <li><span style="color: green;">■</span> Resident</li> <li><span style="color: lightgreen;">■</span> Loss</li> <li><span style="color: blue;">■</span> Both</li> </ul>
		Resident of County	109	\$3,279,100.00	
		Resident and Loss in County	232	\$5,959,100.00	
		Claim Loss in County	108	\$2,623,700.00	
		<b>Totals:</b>	<b>449</b>	<b>\$11,861,900.00</b>	

## GCCF Program Statistics - Overall Summary

(as of November 1, 2010, 5:05 PM ET)

County (Louisiana)	Total Claims	Claimant Type	Claims Paid	Amount Paid	Payments in County
<b>Iberville (Louisiana)</b>	<b>254</b>	<u>Claimant Type</u>	<u>Claims Paid</u>	<u>Amount Paid</u>	
		Resident of County	10	\$271,700.00	
		Resident and Loss in County	48	\$813,200.00	
		Claim Loss in County	6	\$138,300.00	
<b>Totals:</b>	<b>64</b>	<b>\$1,223,200.00</b>			
<b>Jackson (Louisiana)</b>	<b>2</b>	<u>Claimant Type</u>	<u>Claims Paid</u>	<u>Amount Paid</u>	
		Resident of County	1	\$18,600.00	
		Resident and Loss in County	1	\$4,500.00	
		<b>Totals:</b>	<b>2</b>	<b>\$23,100.00</b>	
<b>Jefferson (Louisiana)</b>	<b>47,956</b>	<u>Claimant Type</u>	<u>Claims Paid</u>	<u>Amount Paid</u>	
		Resident of County	2,991	\$38,468,700.00	
		Resident and Loss in County	5,075	\$84,240,600.00	
		Claim Loss in County	2,098	\$26,069,400.00	
<b>Totals:</b>	<b>10,164</b>	<b>\$148,778,700.00</b>			
<b>Jefferson Davis (Louisiana)</b>	<b>45</b>	<u>Claimant Type</u>	<u>Claims Paid</u>	<u>Amount Paid</u>	
		Resident of County	5	\$53,700.00	
		Resident and Loss in County	8	\$231,500.00	
		Claim Loss in County	2	\$65,000.00	
<b>Totals:</b>	<b>15</b>	<b>\$350,200.00</b>			
<b>Lafayette (Louisiana)</b>	<b>1,341</b>	<u>Claimant Type</u>	<u>Claims Paid</u>	<u>Amount Paid</u>	
		Resident of County	201	\$4,885,800.00	
		Resident and Loss in County	131	\$3,725,000.00	
		Claim Loss in County	82	\$1,972,700.00	
<b>Totals:</b>	<b>414</b>	<b>\$10,583,500.00</b>			



## GCCF Program Statistics - Overall Summary (as of November 1, 2010, 5:05 PM ET)


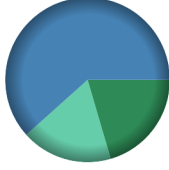

County (Louisiana)	Total Claims	Claimant Type	Claims Paid	Amount Paid	Payments in County
<b>Lafourche (Louisiana)</b>	<b>3,110</b>	<u>Claimant Type</u>	<u>Claims Paid</u>	<u>Amount Paid</u>	
		Resident of County	188	\$3,765,100.00	
		Resident and Loss in County	1,002	\$33,974,400.00	
		Claim Loss in County	270	\$4,945,100.00	
<b>Totals:</b>	<b>1,460</b>	<b>\$42,684,600.00</b>			
<b>Lincoln (Louisiana)</b>	<b>25</b>	<u>Claimant Type</u>	<u>Claims Paid</u>	<u>Amount Paid</u>	
		Resident of County	4	\$133,100.00	
		<b>Totals:</b>	<b>4</b>	<b>\$133,100.00</b>	
<b>Livingston (Louisiana)</b>	<b>322</b>	<u>Claimant Type</u>	<u>Claims Paid</u>	<u>Amount Paid</u>	
		Resident of County	42	\$996,100.00	
		Resident and Loss in County	21	\$856,400.00	
		Claim Loss in County	5	\$95,000.00	
<b>Totals:</b>	<b>68</b>	<b>\$1,947,500.00</b>			
<b>Madison (Louisiana)</b>	<b>5</b>	<u>Claimant Type</u>	<u>Claims Paid</u>	<u>Amount Paid</u>	
		Resident of County	1	\$16,200.00	
		<b>Totals:</b>	<b>1</b>	<b>\$16,200.00</b>	
<b>Natchitoches (Louisiana)</b>	<b>20</b>	<u>Claimant Type</u>	<u>Claims Paid</u>	<u>Amount Paid</u>	
		Resident of County	3	\$61,000.00	
		Resident and Loss in County	3	\$55,400.00	
		<b>Totals:</b>	<b>6</b>	<b>\$116,400.00</b>	

## GCCF Program Statistics - Overall Summary

(as of November 1, 2010, 5:05 PM ET)

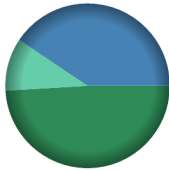
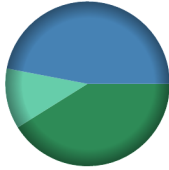
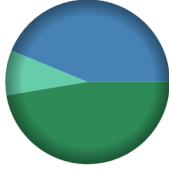
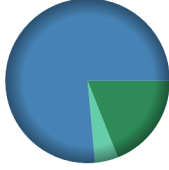
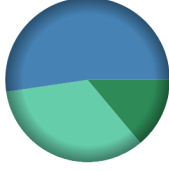
Parish (Louisiana)	Total Claims	Claimant Type	Claims Paid	Amount Paid	Payments in County
<b>Orleans (Louisiana)</b>	<b>56,471</b>	<u>Claimant Type</u>	<u>Claims Paid</u>	<u>Amount Paid</u>	
		Resident of County	1,750	\$19,199,300.00	
		Resident and Loss in County	8,968	\$103,867,400.00	
		Claim Loss in County	3,520	\$43,400,400.00	
<b>Totals:</b>		<b>14,238</b>	<b>\$166,467,100.00</b>		
<b>Ouachita (Louisiana)</b>	<b>102</b>	<u>Claimant Type</u>	<u>Claims Paid</u>	<u>Amount Paid</u>	
		Resident of County	24	\$336,000.00	
		Resident and Loss in County	4	\$104,600.00	
		<b>Totals:</b>		<b>28</b>	
<b>Plaquemines (Louisiana)</b>	<b>4,538</b>	<u>Claimant Type</u>	<u>Claims Paid</u>	<u>Amount Paid</u>	
		Resident of County	147	\$4,359,300.00	
		Resident and Loss in County	1,084	\$60,224,200.00	
		Claim Loss in County	624	\$18,078,200.00	
<b>Totals:</b>		<b>1,855</b>	<b>\$82,661,700.00</b>		
<b>Pointe Coupee (Louisiana)</b>	<b>39</b>	<u>Claimant Type</u>	<u>Claims Paid</u>	<u>Amount Paid</u>	
		Resident of County	4	\$120,800.00	
		Resident and Loss in County	2	\$30,000.00	
		<b>Totals:</b>		<b>6</b>	
<b>Rapides (Louisiana)</b>	<b>186</b>	<u>Claimant Type</u>	<u>Claims Paid</u>	<u>Amount Paid</u>	
		Resident of County	19	\$354,200.00	
		Resident and Loss in County	5	\$309,800.00	
		<b>Totals:</b>		<b>24</b>	

## GCCF Program Statistics - Overall Summary (as of November 1, 2010, 5:05 PM ET)

County (Louisiana)	Total Claims	Claimant Type	Claims Paid	Amount Paid	Payments in County
Richland	5	<u>Claimant Type</u>	<u>Claims Paid</u>	<u>Amount Paid</u>	 <ul style="list-style-type: none"> <li>Resident</li> </ul>
		Resident of County	3	\$114,400.00	
		<b>Totals:</b>	<b>3</b>	<b>\$114,400.00</b>	
		Sabine	8	<u>Claimant Type</u>	
Resident of County	1			\$16,800.00	
<b>Totals:</b>	<b>1</b>			<b>\$16,800.00</b>	
St. Bernard	4,788			<u>Claimant Type</u>	<u>Claims Paid</u>
		Resident of County	385	\$5,077,600.00	
		Resident and Loss in County	734	\$22,877,900.00	
		Claim Loss in County	215	\$5,020,500.00	
		<b>Totals:</b>	<b>1,334</b>	<b>\$32,976,000.00</b>	
St. Charles	3,456	<u>Claimant Type</u>	<u>Claims Paid</u>	<u>Amount Paid</u>	 <ul style="list-style-type: none"> <li>Resident</li> <li>Loss</li> <li>Both</li> </ul>
		Resident of County	204	\$2,390,900.00	
		Resident and Loss in County	276	\$7,197,600.00	
		Claim Loss in County	150	\$2,090,400.00	
		<b>Totals:</b>	<b>630</b>	<b>\$11,678,900.00</b>	
St. Helena	35	<u>Claimant Type</u>	<u>Claims Paid</u>	<u>Amount Paid</u>	 <ul style="list-style-type: none"> <li>Resident</li> <li>Loss</li> </ul>
		Resident of County	3	\$50,500.00	
		Claim Loss in County	1	\$25,000.00	
		<b>Totals:</b>	<b>4</b>	<b>\$75,500.00</b>	

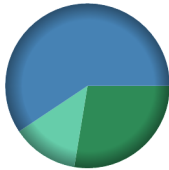
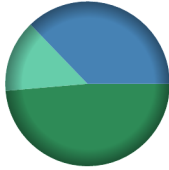
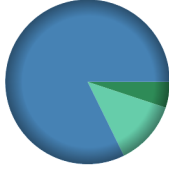
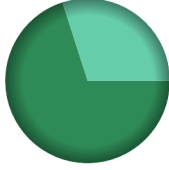

## GCCF Program Statistics - Overall Summary

(as of November 1, 2010, 5:05 PM ET)

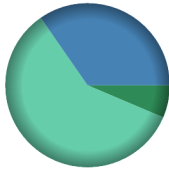



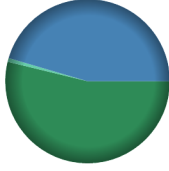
Parish (Louisiana)	Total Claims	Claimant Type	Claims Paid	Amount Paid	Payments in County
<b>St. James (Louisiana)</b>	<b>849</b>	<u>Claimant Type</u>	<u>Claims Paid</u>	<u>Amount Paid</u>	 <ul style="list-style-type: none"> <li><span style="color: green;">■</span> Resident</li> <li><span style="color: lightgreen;">■</span> Loss</li> <li><span style="color: blue;">■</span> Both</li> </ul>
		Resident of County	14	\$243,600.00	
		Resident and Loss in County	8	\$201,500.00	
		Claim Loss in County	1	\$51,300.00	
<b>Totals:</b>	<b>23</b>	<b>\$496,400.00</b>			
<b>St. John The Baptist (Louisiana)</b>	<b>4,234</b>	<u>Claimant Type</u>	<u>Claims Paid</u>	<u>Amount Paid</u>	 <ul style="list-style-type: none"> <li><span style="color: green;">■</span> Resident</li> <li><span style="color: lightgreen;">■</span> Loss</li> <li><span style="color: blue;">■</span> Both</li> </ul>
		Resident of County	180	\$1,717,100.00	
		Resident and Loss in County	118	\$1,962,400.00	
		Claim Loss in County	46	\$495,600.00	
<b>Totals:</b>	<b>344</b>	<b>\$4,175,100.00</b>			
<b>St. Landry (Louisiana)</b>	<b>200</b>	<u>Claimant Type</u>	<u>Claims Paid</u>	<u>Amount Paid</u>	 <ul style="list-style-type: none"> <li><span style="color: green;">■</span> Resident</li> <li><span style="color: lightgreen;">■</span> Loss</li> <li><span style="color: blue;">■</span> Both</li> </ul>
		Resident of County	23	\$559,500.00	
		Resident and Loss in County	16	\$517,200.00	
		Claim Loss in County	4	\$104,300.00	
<b>Totals:</b>	<b>43</b>	<b>\$1,181,000.00</b>			
<b>St. Martin (Louisiana)</b>	<b>595</b>	<u>Claimant Type</u>	<u>Claims Paid</u>	<u>Amount Paid</u>	 <ul style="list-style-type: none"> <li><span style="color: green;">■</span> Resident</li> <li><span style="color: lightgreen;">■</span> Loss</li> <li><span style="color: blue;">■</span> Both</li> </ul>
		Resident of County	53	\$1,059,200.00	
		Resident and Loss in County	199	\$4,261,750.00	
		Claim Loss in County	19	\$253,000.00	
<b>Totals:</b>	<b>271</b>	<b>\$5,573,950.00</b>			
<b>St. Mary (Louisiana)</b>	<b>1,423</b>	<u>Claimant Type</u>	<u>Claims Paid</u>	<u>Amount Paid</u>	 <ul style="list-style-type: none"> <li><span style="color: green;">■</span> Resident</li> <li><span style="color: lightgreen;">■</span> Loss</li> <li><span style="color: blue;">■</span> Both</li> </ul>
		Resident of County	101	\$2,242,200.00	
		Resident and Loss in County	329	\$8,434,400.00	
		Claim Loss in County	171	\$5,442,900.00	
<b>Totals:</b>	<b>601</b>	<b>\$16,119,500.00</b>			

## GCCF Program Statistics - Overall Summary

(as of November 1, 2010, 5:05 PM ET)

County (Louisiana)	Total Claims	Claimant Type	Claims Paid	Amount Paid	Payments in County
<b>St. Tammany</b>	<b>6,355</b>	<u>Claimant Type</u>	<u>Claims Paid</u>	<u>Amount Paid</u>	 <ul style="list-style-type: none"> <li><span style="color: green;">■</span> Resident</li> <li><span style="color: lightgreen;">■</span> Loss</li> <li><span style="color: blue;">■</span> Both</li> </ul>
		Resident of County	594	\$9,926,000.00	
		Resident and Loss in County	940	\$21,350,700.00	
		Claim Loss in County	299	\$4,703,465.00	
		<b>Totals:</b>	<b>1,833</b>	<b>\$35,980,165.00</b>	
<b>Tangipahoa</b>	<b>1,458</b>	<u>Claimant Type</u>	<u>Claims Paid</u>	<u>Amount Paid</u>	 <ul style="list-style-type: none"> <li><span style="color: green;">■</span> Resident</li> <li><span style="color: lightgreen;">■</span> Loss</li> <li><span style="color: blue;">■</span> Both</li> </ul>
		Resident of County	118	\$2,502,600.00	
		Resident and Loss in County	90	\$1,913,700.00	
		Claim Loss in County	23	\$728,700.00	
		<b>Totals:</b>	<b>231</b>	<b>\$5,145,000.00</b>	
<b>Terrebonne</b>	<b>5,185</b>	<u>Claimant Type</u>	<u>Claims Paid</u>	<u>Amount Paid</u>	 <ul style="list-style-type: none"> <li><span style="color: green;">■</span> Resident</li> <li><span style="color: lightgreen;">■</span> Loss</li> <li><span style="color: blue;">■</span> Both</li> </ul>
		Resident of County	160	\$3,498,100.00	
		Resident and Loss in County	2,065	\$56,656,000.00	
		Claim Loss in County	361	\$8,700,200.00	
		<b>Totals:</b>	<b>2,586</b>	<b>\$68,854,300.00</b>	
<b>Union</b>	<b>9</b>	<u>Claimant Type</u>	<u>Claims Paid</u>	<u>Amount Paid</u>	 <ul style="list-style-type: none"> <li><span style="color: green;">■</span> Resident</li> <li><span style="color: lightgreen;">■</span> Both</li> </ul>
		Resident of County	2	\$95,500.00	
		Resident and Loss in County	1	\$40,800.00	
		<b>Totals:</b>	<b>3</b>	<b>\$136,300.00</b>	
<b>Unknown</b>	<b>281</b>	<u>Claimant Type</u>	<u>Claims Paid</u>	<u>Amount Paid</u>	 <ul style="list-style-type: none"> <li><span style="color: green;">■</span> Resident</li> </ul>
		Resident of County	53	\$937,500.00	
		<b>Totals:</b>	<b>53</b>	<b>\$937,500.00</b>	

## GCCF Program Statistics - Overall Summary (as of November 1, 2010, 5:05 PM ET)

County (Louisiana)	Total Claims	Claimant Type	Claims Paid	Amount Paid	Payments in County
<b>Vermilion (Louisiana)</b>	<b>1,217</b>	<u>Claimant Type</u>	<u>Claims Paid</u>	<u>Amount Paid</u>	 <ul style="list-style-type: none"> <li><span style="color: green;">■</span> Resident</li> <li><span style="color: lightgreen;">■</span> Loss</li> <li><span style="color: blue;">■</span> Both</li> </ul>
		Resident of County	112	\$2,422,300.00	
		Resident and Loss in County	548	\$13,080,700.00	
		Claim Loss in County	167	\$22,257,100.00	
<b>Totals:</b>	<b>827</b>	<b>\$37,760,100.00</b>			
<b>Vernon (Louisiana)</b>	<b>18</b>	<u>Claimant Type</u>	<u>Claims Paid</u>	<u>Amount Paid</u>	 <ul style="list-style-type: none"> <li><span style="color: green;">■</span> Resident</li> <li><span style="color: lightgreen;">■</span> Loss</li> </ul>
		Resident of County	1	\$10,000.00	
		Claim Loss in County	3	\$124,000.00	
<b>Totals:</b>	<b>4</b>	<b>\$134,000.00</b>			
<b>W. Baton Rouge (Louisiana)</b>	<b>115</b>	<u>Claimant Type</u>	<u>Claims Paid</u>	<u>Amount Paid</u>	 <ul style="list-style-type: none"> <li><span style="color: lightgreen;">■</span> Loss</li> <li><span style="color: blue;">■</span> Both</li> </ul>
		Resident and Loss in County	1	\$28,100.00	
		Claim Loss in County	1	\$3,700.00	
<b>Totals:</b>	<b>2</b>	<b>\$31,800.00</b>			
<b>W. Feliciana (Louisiana)</b>	<b>19</b>	<u>Claimant Type</u>	<u>Claims Paid</u>	<u>Amount Paid</u>	 <ul style="list-style-type: none"> <li><span style="color: green;">■</span> Resident</li> </ul>
		Resident of County	1	\$8,000.00	
<b>Totals:</b>	<b>1</b>	<b>\$8,000.00</b>			
<b>Washington (Louisiana)</b>	<b>243</b>	<u>Claimant Type</u>	<u>Claims Paid</u>	<u>Amount Paid</u>	 <ul style="list-style-type: none"> <li><span style="color: green;">■</span> Resident</li> <li><span style="color: lightgreen;">■</span> Loss</li> <li><span style="color: blue;">■</span> Both</li> </ul>
		Resident of County	21	\$656,900.00	
		Resident and Loss in County	12	\$554,600.00	
		Claim Loss in County	1	\$9,000.00	
<b>Totals:</b>	<b>34</b>	<b>\$1,220,500.00</b>			

## GCCF Program Statistics - Overall Summary

(as of November 1, 2010, 5:05 PM ET)

County	Count	Claimant Type	Claims Paid	Amount Paid	Payments in County
Webster (Louisiana)	9	<u>Claimant Type</u>	<u>Claims Paid</u>	<u>Amount Paid</u>	Payments in County  Resident
		Resident of County	1	\$91,000.00	
		<b>Totals:</b>	<b>1</b>	<b>\$91,000.00</b>	
Amite (Mississippi)	25	<u>Claimant Type</u>	<u>Claims Paid</u>	<u>Amount Paid</u>	Payments in County  Resident
		Resident of County	1	\$22,100.00	
		<b>Totals:</b>	<b>1</b>	<b>\$22,100.00</b>	
Bolivar (Mississippi)	7	<u>Claimant Type</u>	<u>Claims Paid</u>	<u>Amount Paid</u>	Payments in County  Resident
		Resident of County	1	\$2,100.00	
		<b>Totals:</b>	<b>1</b>	<b>\$2,100.00</b>	
Calhoun (Mississippi)	4	<u>Claimant Type</u>	<u>Claims Paid</u>	<u>Amount Paid</u>	Payments in County  Resident
		Resident of County	1	\$55,000.00	
		<b>Totals:</b>	<b>1</b>	<b>\$55,000.00</b>	
Chickasaw (Mississippi)	1	<u>Claimant Type</u>	<u>Claims Paid</u>	<u>Amount Paid</u>	Payments in County  Resident
		Resident of County	1	\$6,000.00	
		<b>Totals:</b>	<b>1</b>	<b>\$6,000.00</b>	

## GCCF Program Statistics - Overall Summary


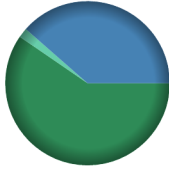

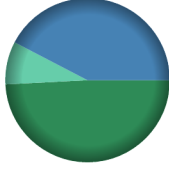

(as of November 1, 2010, 5:05 PM ET)

County	Total Claims	Claimant Type	Claims Paid	Amount Paid	Payments in County
Claiborne (Mississippi)	10				 <span style="color: green;">■</span> Resident
		Resident of County	1	\$17,600.00	
		<b>Totals:</b>	<b>1</b>	<b>\$17,600.00</b>	
Clarke (Mississippi)	55				 <span style="color: green;">■</span> Resident
		Resident of County	4	\$112,900.00	
		<b>Totals:</b>	<b>4</b>	<b>\$112,900.00</b>	
Coahoma (Mississippi)	4				 <span style="color: green;">■</span> Resident
		Resident of County	1	\$35,000.00	
		<b>Totals:</b>	<b>1</b>	<b>\$35,000.00</b>	
Copiah (Mississippi)	21				 <span style="color: green;">■</span> Resident
		Resident of County	1	\$20,000.00	
		<b>Totals:</b>	<b>1</b>	<b>\$20,000.00</b>	
Covington (Mississippi)	96				 <span style="color: green;">■</span> Resident
		Resident of County	2	\$39,400.00	
		<b>Totals:</b>	<b>2</b>	<b>\$39,400.00</b>	



## GCCF Program Statistics - Overall Summary

(as of November 1, 2010, 5:05 PM ET)

County (Mississippi)	Total Claims	Claimant Type	Claims Paid	Amount Paid	Payments in County
Desoto	36				 <ul style="list-style-type: none"> <li>Resident</li> </ul>
		Resident of County	15	\$171,100.00	
		<b>Totals:</b>	<b>15</b>	<b>\$171,100.00</b>	
Forrest	814				 <ul style="list-style-type: none"> <li>Resident</li> <li>Loss</li> <li>Both</li> </ul>
		Resident of County	50	\$670,600.00	
		Resident and Loss in County	15	\$433,500.00	
		Claim Loss in County	4	\$21,200.00	
		<b>Totals:</b>	<b>69</b>	<b>\$1,125,300.00</b>	
Franklin	12				 <ul style="list-style-type: none"> <li>Resident</li> <li>Loss</li> </ul>
		Resident of County	1	\$7,500.00	
		Claim Loss in County	1	\$14,600.00	
		<b>Totals:</b>	<b>2</b>	<b>\$22,100.00</b>	
George	401				 <ul style="list-style-type: none"> <li>Resident</li> <li>Loss</li> <li>Both</li> </ul>
		Resident of County	51	\$786,700.00	
		Resident and Loss in County	20	\$677,300.00	
		Claim Loss in County	7	\$135,200.00	
		<b>Totals:</b>	<b>78</b>	<b>\$1,599,200.00</b>	
Greene	108				 <ul style="list-style-type: none"> <li>Resident</li> <li>Both</li> </ul>
		Resident of County	6	\$60,800.00	
		Resident and Loss in County	5	\$31,900.00	
		<b>Totals:</b>	<b>11</b>	<b>\$92,700.00</b>	

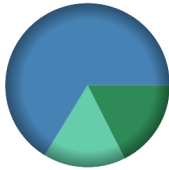



## GCCF Program Statistics - Overall Summary

(as of November 1, 2010, 5:05 PM ET)

County (Mississippi)	Total Claims	Claimant Type	Claims Paid	Amount Paid	Payments in County
<b>Hancock</b>	<b>2,890</b>	<u>Claimant Type</u>	<u>Claims Paid</u>	<u>Amount Paid</u>	<p>Payments in County</p> <ul style="list-style-type: none"> <li>Resident</li> <li>Loss</li> <li>Both</li> </ul>
		Resident of County	166	\$2,558,400.00	
		Resident and Loss in County	639	\$14,819,700.00	
		Claim Loss in County	118	\$2,214,500.00	
		<b>Totals:</b>	<b>923</b>	<b>\$19,592,600.00</b>	
<b>Harrison</b>	<b>22,462</b>	<u>Claimant Type</u>	<u>Claims Paid</u>	<u>Amount Paid</u>	<p>Payments in County</p> <ul style="list-style-type: none"> <li>Resident</li> <li>Loss</li> <li>Both</li> </ul>
		Resident of County	468	\$7,035,736.50	
		Resident and Loss in County	4,484	\$71,325,900.00	
		Claim Loss in County	836	\$11,333,000.00	
		<b>Totals:</b>	<b>5,788</b>	<b>\$89,694,636.50</b>	
<b>Hinds</b>	<b>175</b>	<u>Claimant Type</u>	<u>Claims Paid</u>	<u>Amount Paid</u>	<p>Payments in County</p> <ul style="list-style-type: none"> <li>Resident</li> <li>Loss</li> <li>Both</li> </ul>
		Resident of County	17	\$169,000.00	
		Resident and Loss in County	2	\$6,100.00	
		Claim Loss in County	4	\$74,000.00	
		<b>Totals:</b>	<b>23</b>	<b>\$249,100.00</b>	
<b>Humphreys</b>	<b>3</b>	<u>Claimant Type</u>	<u>Claims Paid</u>	<u>Amount Paid</u>	<p>Payments in County</p> <ul style="list-style-type: none"> <li>Resident</li> <li>Loss</li> </ul>
		Resident of County	1	\$9,300.00	
		Claim Loss in County	1	\$28,000.00	
		<b>Totals:</b>	<b>2</b>	<b>\$37,300.00</b>	
<b>Itawamba</b>	<b>2</b>	<u>Claimant Type</u>	<u>Claims Paid</u>	<u>Amount Paid</u>	<p>Payments in County</p> <ul style="list-style-type: none"> <li>Resident</li> </ul>
		Resident of County	1	\$6,000.00	
		<b>Totals:</b>	<b>1</b>	<b>\$6,000.00</b>	


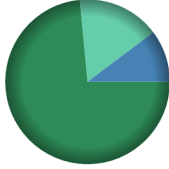

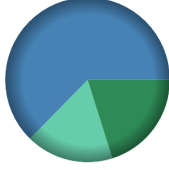

## GCCF Program Statistics - Overall Summary

(as of November 1, 2010, 5:05 PM ET)




County (Mississippi)	Total Claims	Claimant Type	Claims Paid	Amount Paid	Payments in County
<b>Jackson</b> (Mississippi)	<b>10,228</b>	<u>Claimant Type</u>	<u>Claims Paid</u>	<u>Amount Paid</u>	 <ul style="list-style-type: none"> <li><span style="color: green;">■</span> Resident</li> <li><span style="color: lightgreen;">■</span> Loss</li> <li><span style="color: blue;">■</span> Both</li> </ul>
		Resident of County	592	\$7,522,600.00	
		Resident and Loss in County	1,252	\$28,380,300.00	
		Claim Loss in County	479	\$6,920,800.00	
<b>Totals:</b>	<b>2,323</b>	<b>\$42,823,700.00</b>			
<b>Jasper</b> (Mississippi)	<b>61</b>	<u>Claimant Type</u>	<u>Claims Paid</u>	<u>Amount Paid</u>	 <ul style="list-style-type: none"> <li><span style="color: green;">■</span> Both</li> </ul>
		Resident and Loss in County	1	\$25,500.00	
		<b>Totals:</b>	<b>1</b>	<b>\$25,500.00</b>	
<b>Jefferson Davis</b> (Mississippi)	<b>122</b>	<u>Claimant Type</u>	<u>Claims Paid</u>	<u>Amount Paid</u>	 <ul style="list-style-type: none"> <li><span style="color: green;">■</span> Resident</li> </ul>
		Resident of County	1	\$7,200.00	
		<b>Totals:</b>	<b>1</b>	<b>\$7,200.00</b>	
<b>Jones</b> (Mississippi)	<b>147</b>	<u>Claimant Type</u>	<u>Claims Paid</u>	<u>Amount Paid</u>	 <ul style="list-style-type: none"> <li><span style="color: green;">■</span> Resident</li> <li><span style="color: lightgreen;">■</span> Both</li> </ul>
		Resident of County	11	\$187,400.00	
		Resident and Loss in County	1	\$50,000.00	
		<b>Totals:</b>	<b>12</b>	<b>\$237,400.00</b>	
<b>Kemper</b> (Mississippi)	<b>6</b>	<u>Claimant Type</u>	<u>Claims Paid</u>	<u>Amount Paid</u>	 <ul style="list-style-type: none"> <li><span style="color: green;">■</span> Loss</li> </ul>
		Claim Loss in County	2	\$108,800.00	
		<b>Totals:</b>	<b>2</b>	<b>\$108,800.00</b>	

## GCCF Program Statistics - Overall Summary

(as of November 1, 2010, 5:05 PM ET)

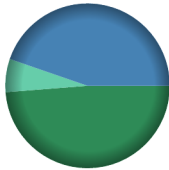


County (Mississippi)	Total Claims	Claimant Type	Claims Paid	Amount Paid	Payments in County
<b>Lafayette</b>	<b>13</b>	<u>Claimant Type</u>	<u>Claims Paid</u>	<u>Amount Paid</u>	<b>Payments in County</b>  <ul style="list-style-type: none"> <li>Resident</li> </ul>
		Resident of County	7	\$77,800.00	
		<b>Totals:</b>	<b>7</b>	<b>\$77,800.00</b>	
<b>Lamar</b>	<b>149</b>	<u>Claimant Type</u>	<u>Claims Paid</u>	<u>Amount Paid</u>	<b>Payments in County</b>  <ul style="list-style-type: none"> <li>Resident</li> <li>Loss</li> <li>Both</li> </ul>
		Resident of County	11	\$153,900.00	
		Resident and Loss in County	2	\$21,500.00	
		Claim Loss in County	2	\$34,000.00	
		<b>Totals:</b>	<b>15</b>	<b>\$209,400.00</b>	
<b>Lauderdale</b>	<b>66</b>	<u>Claimant Type</u>	<u>Claims Paid</u>	<u>Amount Paid</u>	<b>Payments in County</b>  <ul style="list-style-type: none"> <li>Resident</li> </ul>
		Resident of County	15	\$150,100.00	
		<b>Totals:</b>	<b>15</b>	<b>\$150,100.00</b>	
<b>Lawrence</b>	<b>84</b>	<u>Claimant Type</u>	<u>Claims Paid</u>	<u>Amount Paid</u>	<b>Payments in County</b>  <ul style="list-style-type: none"> <li>Resident</li> <li>Loss</li> <li>Both</li> </ul>
		Resident of County	2	\$21,700.00	
		Resident and Loss in County	5	\$67,500.00	
		Claim Loss in County	2	\$18,500.00	
		<b>Totals:</b>	<b>9</b>	<b>\$107,700.00</b>	
<b>Leake</b>	<b>13</b>	<u>Claimant Type</u>	<u>Claims Paid</u>	<u>Amount Paid</u>	<b>Payments in County</b>  <ul style="list-style-type: none"> <li>Resident</li> </ul>
		Resident of County	2	\$63,000.00	
		<b>Totals:</b>	<b>2</b>	<b>\$63,000.00</b>	

## GCCF Program Statistics - Overall Summary (as of November 1, 2010, 5:05 PM ET)

County	Total Claims	Claimant Type	Claims Paid	Amount Paid	Payments in County
<b>Lee (Mississippi)</b>	<b>18</b>	<u>Claimant Type</u>	<u>Claims Paid</u>	<u>Amount Paid</u>	<b>Payments in County</b>  <ul style="list-style-type: none"> <li>Resident</li> </ul>
		Resident of County	8	\$88,000.00	
		<b>Totals:</b>	<b>8</b>	<b>\$88,000.00</b>	
		<b>Leflore (Mississippi)</b>	<b>5</b>	<u>Claimant Type</u>	
Resident of County	1			\$7,800.00	
<b>Totals:</b>	<b>1</b>			<b>\$7,800.00</b>	
<b>Lincoln (Mississippi)</b>	<b>33</b>			<u>Claimant Type</u>	<u>Claims Paid</u>
		Resident of County	5	\$114,200.00	
		Resident and Loss in County	1	\$22,200.00	
		Claim Loss in County	1	\$100,000.00	
		<b>Totals:</b>	<b>7</b>	<b>\$236,400.00</b>	
<b>Lowndes (Mississippi)</b>	<b>33</b>	<u>Claimant Type</u>	<u>Claims Paid</u>	<u>Amount Paid</u>	<b>Payments in County</b>  <ul style="list-style-type: none"> <li>Resident</li> <li>Both</li> </ul>
		Resident of County	12	\$108,100.00	
		Resident and Loss in County	1	\$2,400.00	
		<b>Totals:</b>	<b>13</b>	<b>\$110,500.00</b>	
<b>Madison (Mississippi)</b>	<b>113</b>	<u>Claimant Type</u>	<u>Claims Paid</u>	<u>Amount Paid</u>	<b>Payments in County</b>  <ul style="list-style-type: none"> <li>Resident</li> <li>Both</li> </ul>
		Resident of County	31	\$317,300.00	
		Resident and Loss in County	3	\$52,400.00	
		<b>Totals:</b>	<b>34</b>	<b>\$369,700.00</b>	

## GCCF Program Statistics - Overall Summary

(as of November 1, 2010, 5:05 PM ET)

County (Mississippi)	Total Claims	Claimant Type	Claims Paid	Amount Paid	Payments in County
<b>Marion</b>	<b>225</b>	<u>Claimant Type</u>	<u>Claims Paid</u>	<u>Amount Paid</u>	<b>Payments in County</b>  <ul style="list-style-type: none"> <li><span style="color: green;">■</span> Resident</li> <li><span style="color: lightgreen;">■</span> Loss</li> <li><span style="color: blue;">■</span> Both</li> </ul>
		Resident of County	6	\$134,600.00	
		Resident and Loss in County	6	\$123,400.00	
		Claim Loss in County	1	\$18,000.00	
<b>Totals:</b>	<b>13</b>	<b>\$276,000.00</b>			
<b>Monroe</b>	<b>13</b>	<u>Claimant Type</u>	<u>Claims Paid</u>	<u>Amount Paid</u>	<b>Payments in County</b>  <ul style="list-style-type: none"> <li><span style="color: green;">■</span> Resident</li> </ul>
		Resident of County	10	\$97,800.00	
		<b>Totals:</b>	<b>10</b>	<b>\$97,800.00</b>	
<b>Montgomery</b>	<b>2</b>	<u>Claimant Type</u>	<u>Claims Paid</u>	<u>Amount Paid</u>	<b>Payments in County</b>  <ul style="list-style-type: none"> <li><span style="color: green;">■</span> Resident</li> </ul>
		Resident of County	1	\$20,000.00	
		<b>Totals:</b>	<b>1</b>	<b>\$20,000.00</b>	
<b>Neshoba</b>	<b>34</b>	<u>Claimant Type</u>	<u>Claims Paid</u>	<u>Amount Paid</u>	<b>Payments in County</b>  <ul style="list-style-type: none"> <li><span style="color: green;">■</span> Resident</li> <li><span style="color: lightgreen;">■</span> Loss</li> </ul>
		Resident of County	3	\$160,600.00	
		Claim Loss in County	1	\$42,000.00	
		<b>Totals:</b>	<b>4</b>	<b>\$202,600.00</b>	
<b>Newton</b>	<b>8</b>	<u>Claimant Type</u>	<u>Claims Paid</u>	<u>Amount Paid</u>	<b>Payments in County</b>  <ul style="list-style-type: none"> <li><span style="color: green;">■</span> Resident</li> </ul>
		Resident of County	2	\$80,000.00	
		<b>Totals:</b>	<b>2</b>	<b>\$80,000.00</b>	

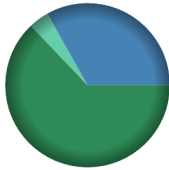




## GCCF Program Statistics - Overall Summary

(as of November 1, 2010, 5:05 PM ET)

County (Mississippi)	Total Claims	Claimant Type	Claims Paid	Amount Paid	Payments in County
Noxubee (Mississippi)	12				 <ul style="list-style-type: none"> <li>Resident</li> </ul>
		Resident of County	1	\$8,800.00	
		<b>Totals:</b>	<b>1</b>	<b>\$8,800.00</b>	
Oktibbeha (Mississippi)	18				 <ul style="list-style-type: none"> <li>Resident</li> </ul>
		Resident of County	8	\$98,800.00	
		<b>Totals:</b>	<b>8</b>	<b>\$98,800.00</b>	
Panola (Mississippi)	5				 <ul style="list-style-type: none"> <li>Resident</li> </ul>
		Resident of County	2	\$14,700.00	
		<b>Totals:</b>	<b>2</b>	<b>\$14,700.00</b>	
Pearl River (Mississippi)	832				 <ul style="list-style-type: none"> <li>Resident</li> <li>Loss</li> <li>Both</li> </ul>
		Resident of County	108	\$1,408,600.00	
		Resident and Loss in County	18	\$569,300.00	
		Claim Loss in County	1	\$44,000.00	
		<b>Totals:</b>	<b>127</b>	<b>\$2,021,900.00</b>	
Perry (Mississippi)	57				 <ul style="list-style-type: none"> <li>Resident</li> <li>Both</li> </ul>
		Resident of County	3	\$78,600.00	
		Resident and Loss in County	3	\$44,200.00	
		<b>Totals:</b>	<b>6</b>	<b>\$122,800.00</b>	

## GCCF Program Statistics - Overall Summary

(as of November 1, 2010, 5:05 PM ET)


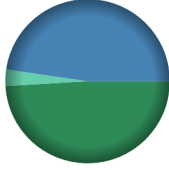


Pike (Mississippi)	165	<u>Claimant Type</u>	<u>Claims Paid</u>	<u>Amount Paid</u>	Payments in County
		Resident of County	17	\$189,900.00	 <ul style="list-style-type: none"> <li><span style="color: green;">■</span> Resident</li> <li><span style="color: lightgreen;">■</span> Loss</li> <li><span style="color: blue;">■</span> Both</li> </ul>
		Resident and Loss in County	1	\$100,000.00	
		Claim Loss in County	1	\$12,000.00	
		<b>Totals:</b>	<b>19</b>	<b>\$301,900.00</b>	
Rankin (Mississippi)	94	<u>Claimant Type</u>	<u>Claims Paid</u>	<u>Amount Paid</u>	Payments in County
		Resident of County	26	\$453,300.00	 <ul style="list-style-type: none"> <li><span style="color: green;">■</span> Resident</li> <li><span style="color: lightgreen;">■</span> Loss</li> </ul>
		Claim Loss in County	1	\$2,000.00	
		<b>Totals:</b>	<b>27</b>	<b>\$455,300.00</b>	
Scott (Mississippi)	23	<u>Claimant Type</u>	<u>Claims Paid</u>	<u>Amount Paid</u>	Payments in County
		Resident of County	7	\$68,700.00	 <ul style="list-style-type: none"> <li><span style="color: green;">■</span> Resident</li> </ul>
		<b>Totals:</b>	<b>7</b>	<b>\$68,700.00</b>	
Sharkey (Mississippi)	1	<u>Claimant Type</u>	<u>Claims Paid</u>	<u>Amount Paid</u>	Payments in County
		Resident of County	1	\$4,800.00	 <ul style="list-style-type: none"> <li><span style="color: green;">■</span> Resident</li> </ul>
		<b>Totals:</b>	<b>1</b>	<b>\$4,800.00</b>	
Simpson (Mississippi)	43	<u>Claimant Type</u>	<u>Claims Paid</u>	<u>Amount Paid</u>	Payments in County
		Resident of County	4	\$42,700.00	 <ul style="list-style-type: none"> <li><span style="color: green;">■</span> Resident</li> <li><span style="color: lightgreen;">■</span> Both</li> </ul>
		Resident and Loss in County	1	\$30,800.00	
		<b>Totals:</b>	<b>5</b>	<b>\$73,500.00</b>	



## GCCF Program Statistics - Overall Summary (as of November 1, 2010, 5:05 PM ET)






County (Mississippi)	Total Claims	Claimant Type	Claims Paid	Amount Paid	Payments in County
<b>Stone</b> (Mississippi)	<b>605</b>	<u>Claimant Type</u>	<u>Claims Paid</u>	<u>Amount Paid</u>	
		Resident of County	77	\$1,289,700.00	
		Resident and Loss in County	17	\$705,000.00	
		Claim Loss in County	6	\$89,000.00	
<b>Totals:</b>	<b>100</b>	<b>\$2,083,700.00</b>			
<b>Sunflower</b> (Mississippi)	<b>15</b>	<u>Claimant Type</u>	<u>Claims Paid</u>	<u>Amount Paid</u>	
		Resident of County	3	\$26,800.00	
		<b>Totals:</b>	<b>3</b>	<b>\$26,800.00</b>	
<b>Tishomingo</b> (Mississippi)	<b>2</b>	<u>Claimant Type</u>	<u>Claims Paid</u>	<u>Amount Paid</u>	
		Resident of County	1	\$2,100.00	
		<b>Totals:</b>	<b>1</b>	<b>\$2,100.00</b>	
<b>Unknown</b> (Mississippi)	<b>101</b>	<u>Claimant Type</u>	<u>Claims Paid</u>	<u>Amount Paid</u>	
		Resident of County	15	\$249,700.00	
		<b>Totals:</b>	<b>15</b>	<b>\$249,700.00</b>	
<b>Walthall</b> (Mississippi)	<b>57</b>	<u>Claimant Type</u>	<u>Claims Paid</u>	<u>Amount Paid</u>	
		Resident of County	1	\$19,400.00	
		<b>Totals:</b>	<b>1</b>	<b>\$19,400.00</b>	

## GCCF Program Statistics - Overall Summary (as of November 1, 2010, 5:05 PM ET)




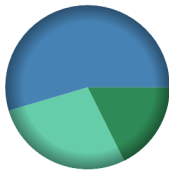

County (Mississippi)	Total Claims	Claimant Type	Claims Paid	Amount Paid	Payments in County
Warren	22	<u>Claimant Type</u>	<u>Claims Paid</u>	<u>Amount Paid</u>	Payments in County  <ul style="list-style-type: none"> <li>Resident</li> </ul>
		Resident of County	6	\$45,900.00	
		<b>Totals:</b>	<b>6</b>	<b>\$45,900.00</b>	
		Washington	15	<u>Claimant Type</u>	
Resident of County	3			\$9,600.00	
Resident and Loss in County	1			\$2,200.00	
<b>Totals:</b>	<b>4</b>			<b>\$11,800.00</b>	
Wayne	108	<u>Claimant Type</u>	<u>Claims Paid</u>	<u>Amount Paid</u>	Payments in County  <ul style="list-style-type: none"> <li>Resident</li> <li>Loss</li> <li>Both</li> </ul>
		Resident of County	3	\$89,100.00	
		Resident and Loss in County	3	\$86,600.00	
		Claim Loss in County	1	\$5,900.00	
<b>Totals:</b>	<b>7</b>	<b>\$181,600.00</b>			
Webster	2	<u>Claimant Type</u>	<u>Claims Paid</u>	<u>Amount Paid</u>	Payments in County  <ul style="list-style-type: none"> <li>Resident</li> </ul>
		Resident of County	1	\$3,000.00	
		<b>Totals:</b>	<b>1</b>	<b>\$3,000.00</b>	
Wilkinson	17	<u>Claimant Type</u>	<u>Claims Paid</u>	<u>Amount Paid</u>	Payments in County  <ul style="list-style-type: none"> <li>Resident</li> </ul>
		Resident of County	1	\$8,400.00	
		<b>Totals:</b>	<b>1</b>	<b>\$8,400.00</b>	

## GCCF Program Statistics - Overall Summary

(as of November 1, 2010, 5:05 PM ET)



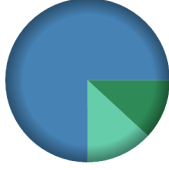

County	Total Claims	Claimant Type	Claims Paid	Amount Paid	Payments in County
<b>Winston (Mississippi)</b>	<b>25</b>	<u>Claimant Type</u>	<u>Claims Paid</u>	<u>Amount Paid</u>	<b>Payments in County</b>  <ul style="list-style-type: none"> <li>Resident</li> </ul>
		Resident of County	2	\$8,500.00	
		<b>Totals:</b>	<b>2</b>	<b>\$8,500.00</b>	
<b>Yazoo (Mississippi)</b>	<b>5</b>	<u>Claimant Type</u>	<u>Claims Paid</u>	<u>Amount Paid</u>	<b>Payments in County</b>  <ul style="list-style-type: none"> <li>Resident</li> <li>Loss</li> </ul>
		Resident of County	1	\$3,300.00	
		Claim Loss in County	1	\$74,400.00	
<b>Totals:</b>	<b>2</b>	<b>\$77,700.00</b>			
<b>Anderson (Texas)</b>	<b>2</b>	<u>Claimant Type</u>	<u>Claims Paid</u>	<u>Amount Paid</u>	<b>Payments in County</b>  <ul style="list-style-type: none"> <li>Resident</li> </ul>
		Resident of County	1	\$3,300.00	
		<b>Totals:</b>	<b>1</b>	<b>\$3,300.00</b>	
<b>Angelina (Texas)</b>	<b>9</b>	<u>Claimant Type</u>	<u>Claims Paid</u>	<u>Amount Paid</u>	<b>Payments in County</b>  <ul style="list-style-type: none"> <li>Resident</li> </ul>
		Resident of County	1	\$6,500.00	
		<b>Totals:</b>	<b>1</b>	<b>\$6,500.00</b>	
<b>Aransas (Texas)</b>	<b>52</b>	<u>Claimant Type</u>	<u>Claims Paid</u>	<u>Amount Paid</u>	<b>Payments in County</b>  <ul style="list-style-type: none"> <li>Loss</li> <li>Both</li> </ul>
		Resident and Loss in County	8	\$155,100.00	
		Claim Loss in County	3	\$19,100.00	
<b>Totals:</b>	<b>11</b>	<b>\$174,200.00</b>			

## GCCF Program Statistics - Overall Summary (as of November 1, 2010, 5:05 PM ET)

County (Texas)	Total Claims	Claimant Type	Claims Paid	Amount Paid	Payments in County
Bay (Texas)	1	<u>Claimant Type</u>	<u>Claims Paid</u>	<u>Amount Paid</u>	 <ul style="list-style-type: none"> <li>Loss</li> </ul>
		Claim Loss in County	1	\$30,100.00	
		<b>Totals:</b>	<b>1</b>	<b>\$30,100.00</b>	
Bexar (Texas)	84	<u>Claimant Type</u>	<u>Claims Paid</u>	<u>Amount Paid</u>	 <ul style="list-style-type: none"> <li>Resident</li> <li>Both</li> </ul>
		Resident of County	15	\$223,300.00	
		Resident and Loss in County	2	\$182,000.00	
<b>Totals:</b>	<b>17</b>	<b>\$405,300.00</b>			
Bowie (Texas)	4	<u>Claimant Type</u>	<u>Claims Paid</u>	<u>Amount Paid</u>	 <ul style="list-style-type: none"> <li>Resident</li> </ul>
		Resident of County	1	\$2,600.00	
		<b>Totals:</b>	<b>1</b>	<b>\$2,600.00</b>	
Brazoria (Texas)	145	<u>Claimant Type</u>	<u>Claims Paid</u>	<u>Amount Paid</u>	 <ul style="list-style-type: none"> <li>Resident</li> <li>Loss</li> <li>Both</li> </ul>
		Resident of County	12	\$300,300.00	
		Resident and Loss in County	22	\$927,600.00	
Claim Loss in County	28	\$471,400.00			
<b>Totals:</b>	<b>62</b>	<b>\$1,699,300.00</b>			
Brazos (Texas)	9	<u>Claimant Type</u>	<u>Claims Paid</u>	<u>Amount Paid</u>	 <ul style="list-style-type: none"> <li>Resident</li> </ul>
		Resident of County	1	\$18,000.00	
		<b>Totals:</b>	<b>1</b>	<b>\$18,000.00</b>	

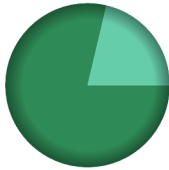


## GCCF Program Statistics - Overall Summary

(as of November 1, 2010, 5:05 PM ET)




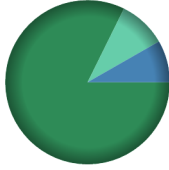
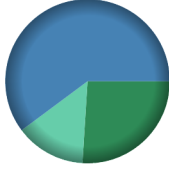
County (Texas)	Total Claims	Claimant Type	Claims Paid	Amount Paid	Payments in County
Brown (Texas)	1	<u>Claimant Type</u>	<u>Claims Paid</u>	<u>Amount Paid</u>	Payments in County  <ul style="list-style-type: none"> <li>Resident</li> </ul>
		Resident of County	1	\$8,600.00	
		<b>Totals:</b>	<b>1</b>	<b>\$8,600.00</b>	
		Calhoun (Texas)	94	<u>Claimant Type</u>	
Resident of County	6			\$354,600.00	
Resident and Loss in County	5			\$441,100.00	
Claim Loss in County	22			\$259,900.00	
<b>Totals:</b>	<b>33</b>	<b>\$1,055,600.00</b>			
Cameron (Texas)	198	<u>Claimant Type</u>	<u>Claims Paid</u>	<u>Amount Paid</u>	Payments in County  <ul style="list-style-type: none"> <li>Resident</li> <li>Both</li> </ul>
		Resident of County	9	\$236,800.00	
		Resident and Loss in County	36	\$917,900.00	
		<b>Totals:</b>	<b>45</b>	<b>\$1,154,700.00</b>	
Chambers (Texas)	48	<u>Claimant Type</u>	<u>Claims Paid</u>	<u>Amount Paid</u>	Payments in County  <ul style="list-style-type: none"> <li>Resident</li> <li>Loss</li> <li>Both</li> </ul>
		Resident of County	4	\$111,000.00	
		Resident and Loss in County	17	\$701,400.00	
		Claim Loss in County	6	\$122,500.00	
<b>Totals:</b>	<b>27</b>	<b>\$934,900.00</b>			
Cherokee (Texas)	4	<u>Claimant Type</u>	<u>Claims Paid</u>	<u>Amount Paid</u>	Payments in County  <ul style="list-style-type: none"> <li>Resident</li> </ul>
		Resident of County	1	\$1,700.00	
		<b>Totals:</b>	<b>1</b>	<b>\$1,700.00</b>	

## GCCF Program Statistics - Overall Summary

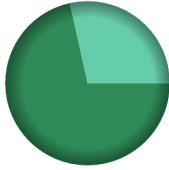



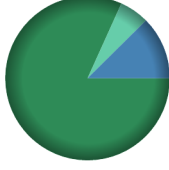
(as of November 1, 2010, 5:05 PM ET)

County (Texas)	Total	Claimant Type	Claims Paid	Amount Paid	Payments in County
Collin (Texas)	79		<u>Claims Paid</u>	<u>Amount Paid</u>	Payments in County  <ul style="list-style-type: none"> <li><span style="color: green;">■</span> Resident</li> <li><span style="color: lightgreen;">■</span> Loss</li> </ul>
		Resident of County	32	\$377,400.00	
		Claim Loss in County	3	\$102,100.00	
		<b>Totals:</b>	<b>35</b>	<b>\$479,500.00</b>	
Comal (Texas)	15		<u>Claims Paid</u>	<u>Amount Paid</u>	Payments in County  <ul style="list-style-type: none"> <li><span style="color: green;">■</span> Resident</li> </ul>
		Resident of County	8	\$181,600.00	
		<b>Totals:</b>	<b>8</b>	<b>\$181,600.00</b>	
		Dallas (Texas)	290		
Resident of County	37			\$506,400.00	
Resident and Loss in County	2			\$145,500.00	
Claim Loss in County	8			\$113,500.00	
<b>Totals:</b>	<b>47</b>			<b>\$765,400.00</b>	
Denton (Texas)	35		<u>Claims Paid</u>	<u>Amount Paid</u>	Payments in County  <ul style="list-style-type: none"> <li><span style="color: green;">■</span> Resident</li> </ul>
		Resident of County	10	\$91,000.00	
		<b>Totals:</b>	<b>10</b>	<b>\$91,000.00</b>	
		Ector (Texas)	2		
Resident of County	1			\$1,500.00	
<b>Totals:</b>	<b>1</b>			<b>\$1,500.00</b>	

## GCCF Program Statistics - Overall Summary (as of November 1, 2010, 5:05 PM ET)

County (Texas)	Total Claims	Claimant Type	Claims Paid	Amount Paid	Payments in County
El Paso (Texas)	5	<u>Claimant Type</u>	<u>Claims Paid</u>	<u>Amount Paid</u>	Payments in County  <ul style="list-style-type: none"> <li>Resident</li> </ul>
		Resident of County	1	\$3,700.00	
		<b>Totals:</b>	<b>1</b>	<b>\$3,700.00</b>	
		<hr/>			
Ellis (Texas)	8	<u>Claimant Type</u>	<u>Claims Paid</u>	<u>Amount Paid</u>	Payments in County  <ul style="list-style-type: none"> <li>Resident</li> </ul>
		Resident of County	1	\$25,000.00	
		<b>Totals:</b>	<b>1</b>	<b>\$25,000.00</b>	
		<hr/>			
Foard (Texas)	1	<u>Claimant Type</u>	<u>Claims Paid</u>	<u>Amount Paid</u>	Payments in County  <ul style="list-style-type: none"> <li>Resident</li> </ul>
		Resident of County	1	\$13,000.00	
		<b>Totals:</b>	<b>1</b>	<b>\$13,000.00</b>	
		<hr/>			
Fort Bend (Texas)	159	<u>Claimant Type</u>	<u>Claims Paid</u>	<u>Amount Paid</u>	Payments in County  <ul style="list-style-type: none"> <li>Resident</li> <li>Loss</li> <li>Both</li> </ul>
		Resident of County	30	\$1,285,600.00	
		Resident and Loss in County	7	\$129,300.00	
		Claim Loss in County	6	\$147,300.00	
		<b>Totals:</b>	<b>43</b>	<b>\$1,562,200.00</b>	
<hr/>					
Galveston (Texas)	1,066	<u>Claimant Type</u>	<u>Claims Paid</u>	<u>Amount Paid</u>	Payments in County  <ul style="list-style-type: none"> <li>Resident</li> <li>Loss</li> <li>Both</li> </ul>
		Resident of County	120	\$3,450,100.00	
		Resident and Loss in County	334	\$7,990,200.00	
		Claim Loss in County	110	\$1,834,000.00	
		<b>Totals:</b>	<b>564</b>	<b>\$13,274,300.00</b>	
<hr/>					



## GCCF Program Statistics - Overall Summary (as of November 1, 2010, 5:05 PM ET)

County (Texas)	Total Claims	Claimant Type	Claims Paid	Amount Paid	Payments in County
Grayson (Texas)	4	<u>Claimant Type</u>	<u>Claims Paid</u>	<u>Amount Paid</u>	Payments in County  <ul style="list-style-type: none"> <li><span style="color: green;">■</span> Resident</li> <li><span style="color: lightgreen;">■</span> Loss</li> </ul>
		Resident of County	1	\$8,300.00	
		Claim Loss in County	1	\$3,300.00	
		<b>Totals:</b>	<b>2</b>	<b>\$11,600.00</b>	
Gregg (Texas)	5	<u>Claimant Type</u>	<u>Claims Paid</u>	<u>Amount Paid</u>	Payments in County  <ul style="list-style-type: none"> <li><span style="color: green;">■</span> Resident</li> </ul>
		Resident of County	3	\$25,600.00	
		<b>Totals:</b>	<b>3</b>	<b>\$25,600.00</b>	
Guadalupe (Texas)	3	<u>Claimant Type</u>	<u>Claims Paid</u>	<u>Amount Paid</u>	Payments in County  <ul style="list-style-type: none"> <li><span style="color: green;">■</span> Resident</li> </ul>
		Resident of County	2	\$42,600.00	
		<b>Totals:</b>	<b>2</b>	<b>\$42,600.00</b>	
Hardin (Texas)	11	<u>Claimant Type</u>	<u>Claims Paid</u>	<u>Amount Paid</u>	Payments in County  <ul style="list-style-type: none"> <li><span style="color: green;">■</span> Resident</li> <li><span style="color: lightgreen;">■</span> Both</li> </ul>
		Resident of County	1	\$7,200.00	
		Resident and Loss in County	1	\$10,000.00	
		<b>Totals:</b>	<b>2</b>	<b>\$17,200.00</b>	
Harris (Texas)	2,160	<u>Claimant Type</u>	<u>Claims Paid</u>	<u>Amount Paid</u>	Payments in County  <ul style="list-style-type: none"> <li><span style="color: green;">■</span> Resident</li> <li><span style="color: lightgreen;">■</span> Loss</li> <li><span style="color: blue;">■</span> Both</li> </ul>
		Resident of County	343	\$26,438,200.00	
		Resident and Loss in County	139	\$4,026,500.00	
		Claim Loss in County	103	\$1,877,200.00	
		<b>Totals:</b>	<b>585</b>	<b>\$32,341,900.00</b>	





## GCCF Program Statistics - Overall Summary

(as of November 1, 2010, 5:05 PM ET)






County (Texas)	Count	Claimant Type	Claims Paid	Amount Paid	Payments in County
Harrison (Texas)	2	Resident of County	1	\$10,400.00	 <ul style="list-style-type: none"> <li>Resident</li> </ul>
		<b>Totals:</b>	<b>1</b>	<b>\$10,400.00</b>	
		Hays (Texas)	7	Resident of County	
<b>Totals:</b>	<b>1</b>			<b>\$25,500.00</b>	
Hidalgo (Texas)	41			Resident of County	3
		Resident and Loss in County	1	\$6,000.00	
		Claim Loss in County	1	\$10,300.00	
		<b>Totals:</b>	<b>5</b>	<b>\$27,000.00</b>	
Hill (Texas)	2	Resident of County	1	\$21,600.00	 <ul style="list-style-type: none"> <li>Resident</li> </ul>
		<b>Totals:</b>	<b>1</b>	<b>\$21,600.00</b>	
		Hopkins (Texas)	2	Resident of County	
<b>Totals:</b>	<b>1</b>			<b>\$9,700.00</b>	

## GCCF Program Statistics - Overall Summary


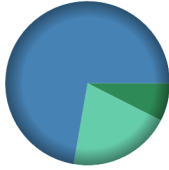



(as of November 1, 2010, 5:05 PM ET)

County (Texas)	Total Claims	Claimant Type	Claims Paid	Amount Paid	Payments in County
Jasper (Texas)	14	<u>Claimant Type</u>	<u>Claims Paid</u>	<u>Amount Paid</u>	Payments in County  <ul style="list-style-type: none"> <li>Resident</li> </ul>
		Resident of County	5	\$190,700.00	
		<b>Totals:</b>	<b>5</b>	<b>\$190,700.00</b>	
Jefferson (Texas)	1,188	<u>Claimant Type</u>	<u>Claims Paid</u>	<u>Amount Paid</u>	Payments in County  <ul style="list-style-type: none"> <li>Resident</li> <li>Loss</li> <li>Both</li> </ul>
		Resident of County	104	\$2,910,200.00	
		Resident and Loss in County	269	\$6,174,400.00	
		Claim Loss in County	52	\$1,248,200.00	
<b>Totals:</b>	<b>425</b>	<b>\$10,332,800.00</b>			
Jim Hogg (Texas)	1	<u>Claimant Type</u>	<u>Claims Paid</u>	<u>Amount Paid</u>	Payments in County  <ul style="list-style-type: none"> <li>Loss</li> </ul>
		Claim Loss in County	1	\$32,400.00	
		<b>Totals:</b>	<b>1</b>	<b>\$32,400.00</b>	
Jim Wells (Texas)	1	<u>Claimant Type</u>	<u>Claims Paid</u>	<u>Amount Paid</u>	Payments in County  <ul style="list-style-type: none"> <li>Both</li> </ul>
		Resident and Loss in County	1	\$79,900.00	
		<b>Totals:</b>	<b>1</b>	<b>\$79,900.00</b>	
Johnson (Texas)	12	<u>Claimant Type</u>	<u>Claims Paid</u>	<u>Amount Paid</u>	Payments in County  <ul style="list-style-type: none"> <li>Resident</li> </ul>
		Resident of County	4	\$131,000.00	
		<b>Totals:</b>	<b>4</b>	<b>\$131,000.00</b>	

## GCCF Program Statistics - Overall Summary (as of November 1, 2010, 5:05 PM ET)

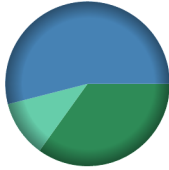
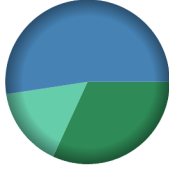


County (Texas)	Total Claims	Claimant Type	Claims Paid	Amount Paid	Payments in County
Kaufman (Texas)	6	<u>Claimant Type</u>	<u>Claims Paid</u>	<u>Amount Paid</u>	Payments in County  Resident
		Resident of County	1	\$11,600.00	
		<b>Totals:</b>	<b>1</b>	<b>\$11,600.00</b>	
Kendall (Texas)	2	<u>Claimant Type</u>	<u>Claims Paid</u>	<u>Amount Paid</u>	Payments in County  Resident
		Resident of County	2	\$15,700.00	
		<b>Totals:</b>	<b>2</b>	<b>\$15,700.00</b>	
Kleberg (Texas)	1	<u>Claimant Type</u>	<u>Claims Paid</u>	<u>Amount Paid</u>	Payments in County  Resident
		Resident of County	1	\$32,400.00	
		<b>Totals:</b>	<b>1</b>	<b>\$32,400.00</b>	
Lamar (Texas)	1	<u>Claimant Type</u>	<u>Claims Paid</u>	<u>Amount Paid</u>	Payments in County  Resident
		Resident of County	1	\$3,200.00	
		<b>Totals:</b>	<b>1</b>	<b>\$3,200.00</b>	
Liberty (Texas)	12	<u>Claimant Type</u>	<u>Claims Paid</u>	<u>Amount Paid</u>	Payments in County  Resident Both
		Resident of County	2	\$31,400.00	
		Resident and Loss in County	2	\$105,000.00	
		<b>Totals:</b>	<b>4</b>	<b>\$136,400.00</b>	

## GCCF Program Statistics - Overall Summary (as of November 1, 2010, 5:05 PM ET)

County (Texas)	Total Claims	Claimant Type	Claims Paid	Amount Paid	Payments in County
Lubbock (Texas)	4	<u>Claimant Type</u>	<u>Claims Paid</u>	<u>Amount Paid</u>	Payments in County  <ul style="list-style-type: none"> <li>Resident</li> </ul>
		Resident of County	1	\$2,400.00	
		<b>Totals:</b>	<b>1</b>	<b>\$2,400.00</b>	
Matagorda (Texas)	210	<u>Claimant Type</u>	<u>Claims Paid</u>	<u>Amount Paid</u>	Payments in County  <ul style="list-style-type: none"> <li>Resident</li> <li>Loss</li> <li>Both</li> </ul>
		Resident of County	12	\$297,900.00	
		Resident and Loss in County	66	\$2,879,500.00	
		Claim Loss in County	11	\$806,400.00	
<b>Totals:</b>	<b>89</b>	<b>\$3,983,800.00</b>			
McLennan (Texas)	15	<u>Claimant Type</u>	<u>Claims Paid</u>	<u>Amount Paid</u>	Payments in County  <ul style="list-style-type: none"> <li>Resident</li> </ul>
		Resident of County	10	\$196,100.00	
		<b>Totals:</b>	<b>10</b>	<b>\$196,100.00</b>	
Milam (Texas)	1	<u>Claimant Type</u>	<u>Claims Paid</u>	<u>Amount Paid</u>	Payments in County  <ul style="list-style-type: none"> <li>Resident</li> </ul>
		Resident of County	1	\$5,800.00	
		<b>Totals:</b>	<b>1</b>	<b>\$5,800.00</b>	
Montgomery (Texas)	106	<u>Claimant Type</u>	<u>Claims Paid</u>	<u>Amount Paid</u>	Payments in County  <ul style="list-style-type: none"> <li>Resident</li> <li>Both</li> </ul>
		Resident of County	20	\$360,300.00	
		Resident and Loss in County	2	\$70,700.00	
		<b>Totals:</b>	<b>22</b>	<b>\$431,000.00</b>	






## GCCF Program Statistics - Overall Summary

(as of November 1, 2010, 5:05 PM ET)

County (Texas)	Total Claims	Claimant Type	Claims Paid	Amount Paid	Payments in County
<b>Nacogdoches (Texas)</b>	<b>17</b>	<u>Claimant Type</u>	<u>Claims Paid</u>	<u>Amount Paid</u>	<b>Payments in County</b>  <ul style="list-style-type: none"> <li><span style="color: green;">■</span> Resident</li> <li><span style="color: lightgreen;">■</span> Loss</li> </ul>
		Resident of County	1	\$41,600.00	
		Claim Loss in County	4	\$250,400.00	
		<b>Totals:</b>	<b>5</b>	<b>\$292,000.00</b>	
<b>Nueces (Texas)</b>	<b>55</b>	<u>Claimant Type</u>	<u>Claims Paid</u>	<u>Amount Paid</u>	<b>Payments in County</b>  <ul style="list-style-type: none"> <li><span style="color: green;">■</span> Resident</li> <li><span style="color: lightgreen;">■</span> Loss</li> <li><span style="color: blue;">■</span> Both</li> </ul>
		Resident of County	3	\$47,800.00	
		Resident and Loss in County	3	\$73,900.00	
		Claim Loss in County	1	\$15,200.00	
<b>Totals:</b>	<b>7</b>	<b>\$136,900.00</b>			
<b>Orange (Texas)</b>	<b>139</b>	<u>Claimant Type</u>	<u>Claims Paid</u>	<u>Amount Paid</u>	<b>Payments in County</b>  <ul style="list-style-type: none"> <li><span style="color: green;">■</span> Resident</li> <li><span style="color: lightgreen;">■</span> Loss</li> <li><span style="color: blue;">■</span> Both</li> </ul>
		Resident of County	20	\$258,600.00	
		Resident and Loss in County	17	\$424,900.00	
		Claim Loss in County	5	\$127,500.00	
<b>Totals:</b>	<b>42</b>	<b>\$811,000.00</b>			
<b>Parker (Texas)</b>	<b>4</b>	<u>Claimant Type</u>	<u>Claims Paid</u>	<u>Amount Paid</u>	<b>Payments in County</b>  <ul style="list-style-type: none"> <li><span style="color: green;">■</span> Resident</li> </ul>
		Resident of County	2	\$17,300.00	
		<b>Totals:</b>	<b>2</b>	<b>\$17,300.00</b>	
<b>Polk (Texas)</b>	<b>5</b>	<u>Claimant Type</u>	<u>Claims Paid</u>	<u>Amount Paid</u>	<b>Payments in County</b>  <ul style="list-style-type: none"> <li><span style="color: green;">■</span> Resident</li> </ul>
		Resident of County	2	\$81,700.00	
		<b>Totals:</b>	<b>2</b>	<b>\$81,700.00</b>	

## GCCF Program Statistics - Overall Summary

(as of November 1, 2010, 5:05 PM ET)





County (Texas)	Total Claims	Claimant Type	Claims Paid	Amount Paid	Payments in County
Presidio (Texas)	1	<u>Claimant Type</u>	<u>Claims Paid</u>	<u>Amount Paid</u>	Payments in County  Resident
		Resident of County	1	\$1,400.00	
		<b>Totals:</b>	<b>1</b>	<b>\$1,400.00</b>	
Refugio (Texas)	1	<u>Claimant Type</u>	<u>Claims Paid</u>	<u>Amount Paid</u>	Payments in County  Resident
		Resident of County	1	\$26,900.00	
		<b>Totals:</b>	<b>1</b>	<b>\$26,900.00</b>	
Rockwall (Texas)	6	<u>Claimant Type</u>	<u>Claims Paid</u>	<u>Amount Paid</u>	Payments in County  Resident
		Resident of County	3	\$46,500.00	
		<b>Totals:</b>	<b>3</b>	<b>\$46,500.00</b>	
Sabine (Texas)	2	<u>Claimant Type</u>	<u>Claims Paid</u>	<u>Amount Paid</u>	Payments in County  Resident
		Resident of County	1	\$40,000.00	
		<b>Totals:</b>	<b>1</b>	<b>\$40,000.00</b>	
San Jacinto (Texas)	6	<u>Claimant Type</u>	<u>Claims Paid</u>	<u>Amount Paid</u>	Payments in County  Resident Loss
		Resident of County	2	\$44,600.00	
		Claim Loss in County	1	\$30,000.00	
		<b>Totals:</b>	<b>3</b>	<b>\$74,600.00</b>	

## GCCF Program Statistics - Overall Summary (as of November 1, 2010, 5:05 PM ET)

County (Texas)	Total Claims	Claimant Type	Claims Paid	Amount Paid	Payments in County
San Patricio (Texas)	41	<u>Claimant Type</u>	<u>Claims Paid</u>	<u>Amount Paid</u>	<ul style="list-style-type: none"> <li>Resident</li> <li>Both</li> </ul>
		Resident of County	1	\$1,000.00	
		Resident and Loss in County	4	\$127,000.00	
		<b>Totals:</b>	<b>5</b>	<b>\$128,000.00</b>	
Smith (Texas)	6	<u>Claimant Type</u>	<u>Claims Paid</u>	<u>Amount Paid</u>	<ul style="list-style-type: none"> <li>Resident</li> </ul>
		Resident of County	1	\$35,200.00	
		<b>Totals:</b>	<b>1</b>	<b>\$35,200.00</b>	
		Tarrant (Texas)	189	<u>Claimant Type</u>	
Resident of County	48			\$993,900.00	
Resident and Loss in County	4			\$351,100.00	
Claim Loss in County	7			\$453,500.00	
<b>Totals:</b>	<b>59</b>			<b>\$1,798,500.00</b>	
Travis (Texas)	69	<u>Claimant Type</u>	<u>Claims Paid</u>	<u>Amount Paid</u>	<ul style="list-style-type: none"> <li>Resident</li> <li>Both</li> </ul>
		Resident of County	10	\$121,400.00	
		Resident and Loss in County	1	\$15,000.00	
		<b>Totals:</b>	<b>11</b>	<b>\$136,400.00</b>	
Tyler (Texas)	3	<u>Claimant Type</u>	<u>Claims Paid</u>	<u>Amount Paid</u>	<ul style="list-style-type: none"> <li>Resident</li> </ul>
		Resident of County	3	\$28,000.00	
		<b>Totals:</b>	<b>3</b>	<b>\$28,000.00</b>	

## GCCF Program Statistics - Overall Summary



(as of November 1, 2010, 5:05 PM ET)

County (Texas)	Total Claims	Claimant Type	Claims Paid	Amount Paid	Payments in County
Unknown (Texas)	16				 <span style="color: green;">■</span> Resident
		Resident of County	2	\$86,000.00	
		<b>Totals:</b>	<b>2</b>	<b>\$86,000.00</b>	
Vermilion (Texas)	2				 <span style="color: green;">■</span> Loss
		Claim Loss in County	2	\$42,500.00	
		<b>Totals:</b>	<b>2</b>	<b>\$42,500.00</b>	
Victoria (Texas)	10				 <span style="color: green;">■</span> Resident
		Resident of County	3	\$44,700.00	
		<b>Totals:</b>	<b>3</b>	<b>\$44,700.00</b>	
Waller (Texas)	5				 <span style="color: green;">■</span> Resident
		Resident of County	1	\$24,500.00	
		<b>Totals:</b>	<b>1</b>	<b>\$24,500.00</b>	
Wichita (Texas)	3				 <span style="color: green;">■</span> Resident
		Resident of County	1	\$2,700.00	
		<b>Totals:</b>	<b>1</b>	<b>\$2,700.00</b>	



## GCCF Program Statistics - Overall Summary

(as of November 1, 2010, 5:05 PM ET)

County	Count	Claimant Type	Claims Paid	Amount Paid	Payments in County
Williamson (Texas)	17				 <span style="color: green;">■</span> Resident
		Resident of County	5	\$61,500.00	
		<b>Totals:</b>	<b>5</b>	<b>\$61,500.00</b>	
Wise (Texas)	1				 <span style="color: green;">■</span> Resident
		Resident of County	1	\$7,600.00	
		<b>Totals:</b>	<b>1</b>	<b>\$7,600.00</b>	