

GCCF Program Statistics - Overall Summary

(as of October 30, 2010, 5:05 PM ET)

Claimant Status	No. of Claimants
TOTAL GCCF Claimants to Date <i>(Claimants may have one or more Claim Type)</i>	314,913
1. Claimants Paid and Approved for Payment	92,293
2. Claimants Requiring Additional Information or Documentation <i>(Claimants providing no documentation: 90,075)</i>	147,911
3. Claimants Referred to Government, Moratorium and Real Estate funds	405
4. Denied Claimants	19,351
5. Claimants Under Review (Emergency Advance Payment)	47,945
6. Claimants Under Review (for Final Claim only)	7,008

Claimants <i>(Claimants may have one or more Claim Type)</i>	No. of Claimants
1. Individual*	263,854
2. Business*	51,059
<i>*Individual v. Business classification is subject to change.</i>	
<i>Represented Claimants: 6,732</i>	
Total to Date	314,913

Claims by Emergency Or Final Payment	No. of Claims Paid or Approved for Payment	No. of Claims Paid	Amount Paid
1. Emergency Advance Payment (One Month)	9,153	9,130	\$ 90,453,875.88
2. Emergency Advance Payment (Six Months)	83,424	82,235	\$ 1,542,830,015.00
Sub-Total to Date	92,577	91,365	\$ 1,633,283,890.88

Separate Fund for Real Estate Brokers and Agents			\$ 34,500,000.00
Total to Date			\$ 1,667,783,890.88

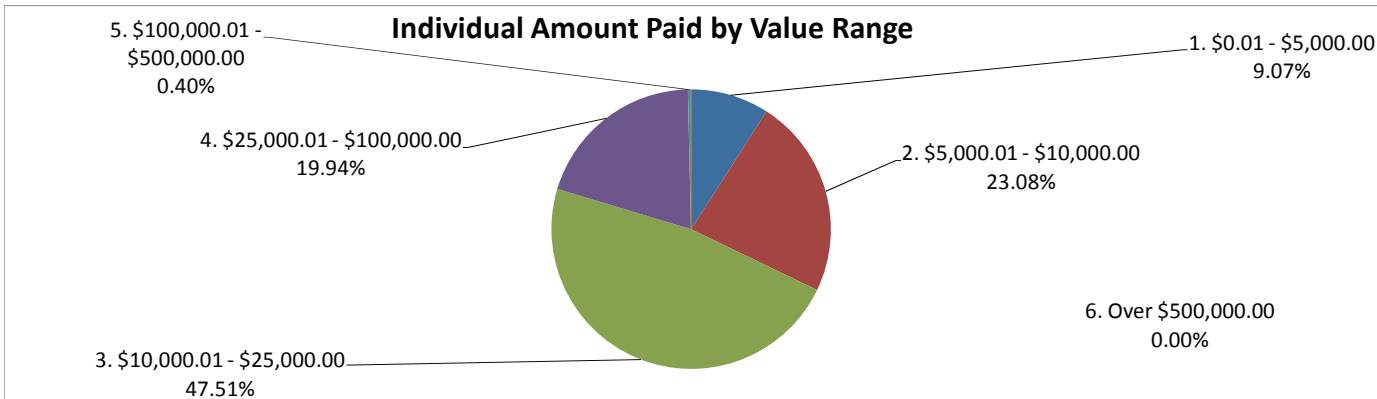
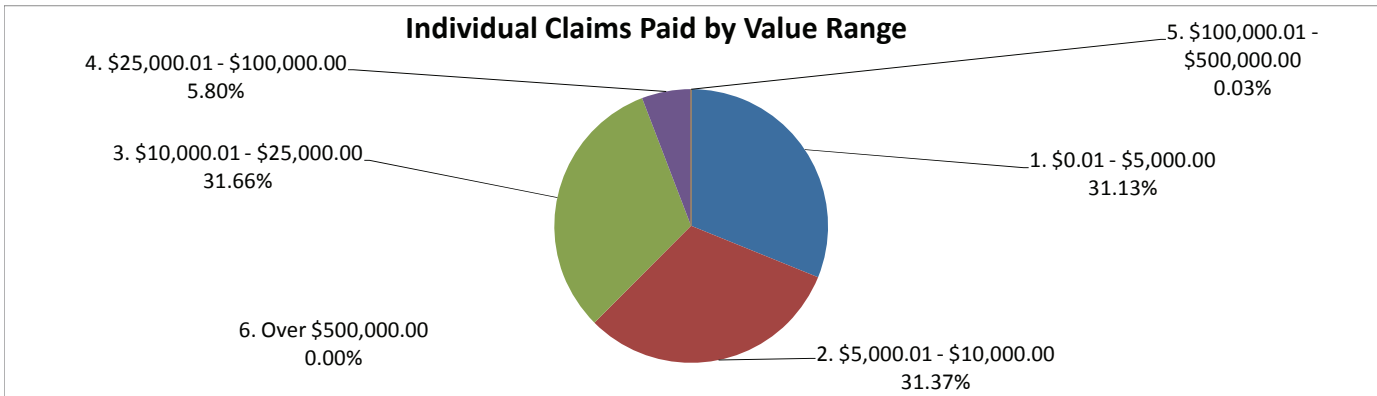
Claims by Category <i>(includes Individual and Business)</i>	No. of Claims Paid	Amount Paid
1. Removal and Clean Up Costs	0	\$ -
2. Real or Personal Property	65	\$ 362,263.38
3. Lost Earnings or Profits	91,291	\$ 1,632,904,691.00
4. Loss of Subsistence Use of Natural Resources	5	\$ 13,000.00
5. Physical Injury / Death	4	\$ 3,936.50
Total to Date	91,365	\$ 1,633,283,890.88

Claims by Type	No. of Claims Paid	No. of Claims Paid where Claimant Participated in BP Claims Process	No. of Claims Paid for new Claimants	Total Amount Paid
1. Individual	64,701	22,854	41,847	\$ 668,713,614.88
2. Business	26,664	20,751	5,913	\$ 964,570,276.00
Total to Date	91,365	43,605	47,760	\$ 1,633,283,890.88

GCCF Program Statistics - Overall Summary
(as of October 30, 2010, 5:05 PM ET)

Individual Claims by Amount
(Claimants may have more than one Claim Type)

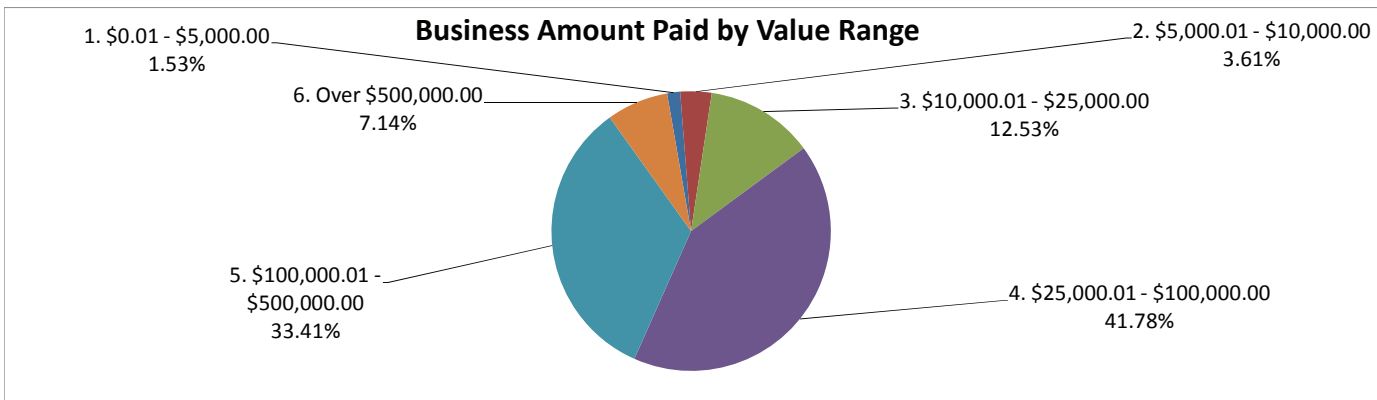
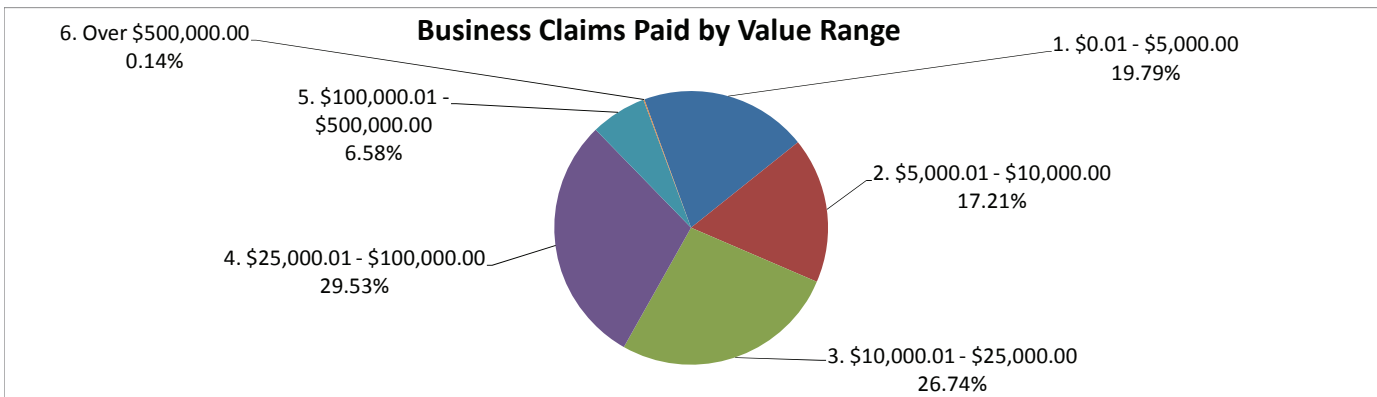
Claims by Amount	No. of Claims Paid	Amount Paid
1. \$0.01 - \$5,000.00	20140	\$ 60,624,936.50
2. \$5,000.01 - \$10,000.00	20298	\$ 154,372,000.00
3. \$10,000.01 - \$25,000.00	20487	\$ 317,673,350.00
4. \$25,000.01 - \$100,000.00	3755	\$ 133,374,228.38
5. \$100,000.01 - \$500,000.00	21	\$ 2,669,100.00
6. Over \$500,000.00	0	\$ -
Total to Date	64,701	\$ 668,713,614.88



GCCF Program Statistics - Overall Summary
(as of October 30, 2010, 5:05 PM ET)

Business Claims by Amount
(Claimants may have more than one Claim Type)

Claims by Amount	No. of Claims Paid	Amount Paid
1. \$0.01 - \$5,000.00	5278	\$ 14,752,900.00
2. \$5,000.01 - \$10,000.00	4588	\$ 34,836,200.00
3. \$10,000.01 - \$25,000.00	7131	\$ 120,873,800.00
4. \$25,000.01 - \$100,000.00	7875	\$ 402,991,700.00
5. \$100,000.01 - \$500,000.00	1754	\$ 322,264,000.00
6. Over \$500,000.00	38	\$ 68,851,676.00
Total to Date	26,664	\$ 964,570,276.00



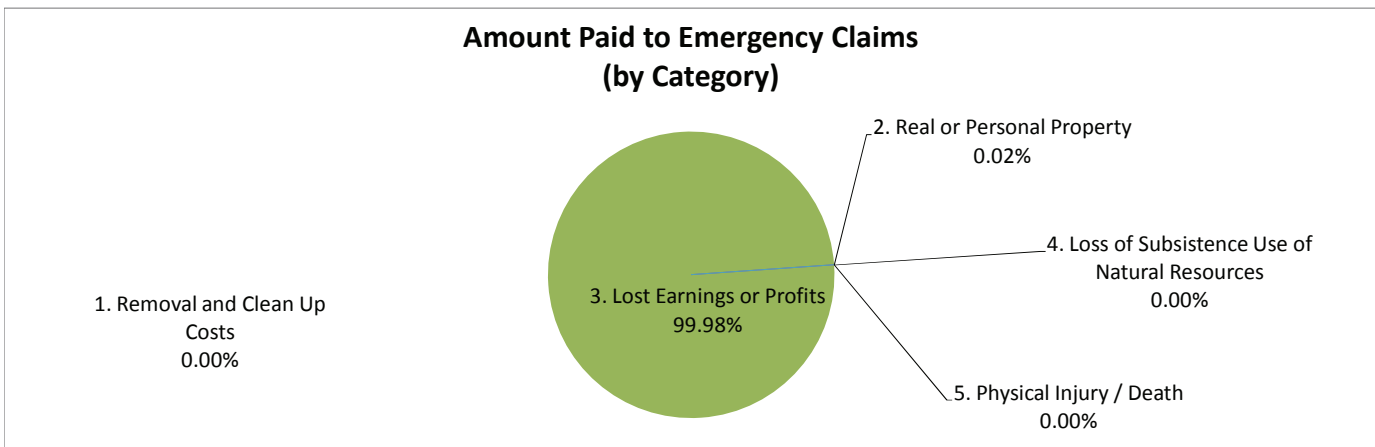
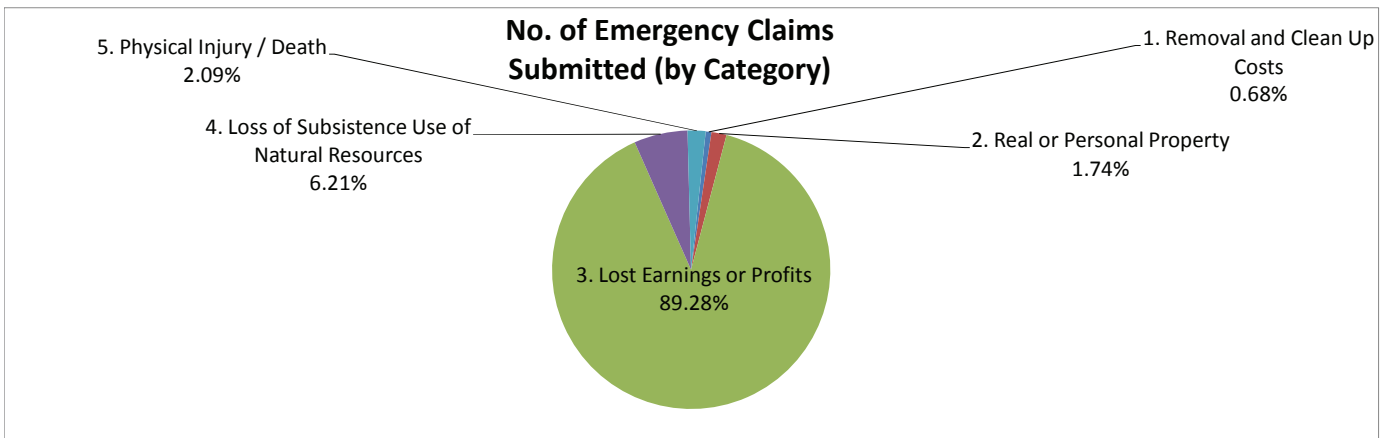
GCCF Program Statistics - Overall Summary

(as of October 30, 2010, 5:05 PM ET)

Emergency Advance Claim Counts by Category

(Claimants may have more than one Claim Type)

Claims for Emergency Advance Payment	Claims Submitted	No. of Claims Paid	Amount Paid
1. Removal and Clean Up Costs	2,278	0	\$ -
2. Real or Personal Property	5,839	65	\$ 362,263.38
3. Lost Earnings or Profits	299,706	91,291	\$ 1,632,904,691.00
4. Loss of Subsistence Use of Natural Resources	20,846	5	\$ 13,000.00
5. Physical Injury / Death	7,014	4	\$ 3,936.50
Total to Date	335,683	91,365	\$ 1,633,283,890.88




GCCCF Program Statistics - Overall Summary

(as of October 30, 2010, 5:05 PM ET)

Final Payment Claim Counts by Category

(Claimants may have more than one Claim Type)

Claims Seeking Final Payment	Claims Submitted	No. of Claims Paid	Amount Paid
1. Removal and Clean Up Costs	228	0	\$ -
2. Real or Personal Property	1,208	0	\$ -
3. Lost Earnings or Profits	6,306	0	\$ -
4. Loss of Subsistence Use of Natural Resources	1,140	0	\$ -
5. Physical Injury / Death	284	0	\$ -
Total to Date	9,166	0	\$ -



Amount Paid to Final Claims (by Category)

No data to chart yet

GCCF Program Statistics - Overall Summary

(as of October 30, 2010, 5:05 PM ET)

Claims by Category and Amount

(Claimants may have more than one Claim Type)

Claims by Category and Amount	No. of Claims Paid	Amount Paid
1. Removal and Clean Up Costs		
a. \$0.01 - \$5,000.00	0	\$ -
b. \$5,000.01 - \$10,000.00	0	\$ -
c. \$10,000.01 - \$25,000.00	0	\$ -
d. \$25,000.01 - \$100,000.00	0	\$ -
e. \$100,000.01 - \$500,000.00	0	\$ -
f. Over \$500,000.00	0	\$ -
Sub-Total to Date	0	\$ -
2. Real or Personal Property		
a. \$0.01 - \$5,000.00	45	\$ 89,000.00
b. \$5,000.01 - \$10,000.00	12	\$ 80,600.00
c. \$10,000.01 - \$25,000.00	4	\$ 58,200.00
d. \$25,000.01 - \$100,000.00	4	\$ 134,463.38
e. \$100,000.01 - \$500,000.00	0	\$ -
f. Over \$500,000.00	0	\$ -
Sub-Total to Date	65	\$ 362,263.38
3. Lost Earnings or Profits		
a. \$0.01 - \$5,000.00	25,364	\$ 75,271,900.00
b. \$5,000.01 - \$10,000.00	24,874	\$ 189,127,600.00
c. \$10,000.01 - \$25,000.00	27,614	\$ 438,488,950.00
d. \$25,000.01 - \$100,000.00	11,626	\$ 536,231,465.00
e. \$100,000.01 - \$500,000.00	1,775	\$ 324,933,100.00
f. Over \$500,000.00	38	\$ 68,851,676.00
Sub-Total to Date	91,291	\$ 1,632,904,691.00

GCCF Program Statistics - Overall Summary
(as of October 30, 2010, 5:05 PM ET)

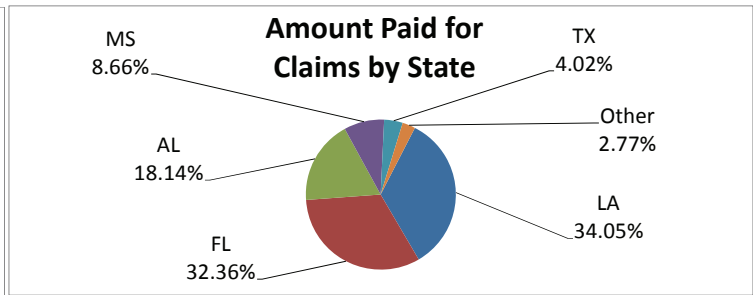
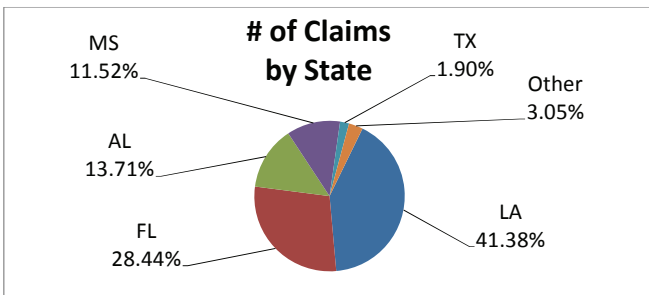
Claims by Category and Amount
(Claimants may have more than one Claim Type)

Claims by Category and Amount	No. of Claims Paid	Amount Paid
4. Loss of Subsistence Use of Natural Resources		
a. \$0.01 - \$5,000.00	5	\$ 13,000.00
b. \$5,000.01 - \$10,000.00	0	\$ -
c. \$10,000.01 - \$25,000.00	0	\$ -
d. \$25,000.01 - \$100,000.00	0	\$ -
e. \$100,000.01 - \$500,000.00	0	\$ -
f. Over \$500,000.00	0	\$ -
Sub-Total to Date	5	\$ 13,000.00
5. Physical Injury / Death		
a. \$0.01 - \$5,000.00	4	\$ 3,936.50
b. \$5,000.01 - \$10,000.00	0	\$ -
c. \$10,000.01 - \$25,000.00	0	\$ -
d. \$25,000.01 - \$100,000.00	0	\$ -
e. \$100,000.01 - \$500,000.00	0	\$ -
f. Over \$500,000.00	0	\$ -
Sub-Total to Date	4	\$ 3,936.50
6. Other Claims		
a. \$0.01 - \$5,000.00	0	\$ -
b. \$5,000.01 - \$10,000.00	0	\$ -
c. \$10,000.01 - \$25,000.00	0	\$ -
d. \$25,000.01 - \$100,000.00	0	\$ -
e. \$100,000.01 - \$500,000.00	0	\$ -
f. Over \$500,000.00	0	\$ -
Sub-Total to Date	0	\$ -
Total to Date	91,365	\$ 1,633,283,890.88

GCCCF Program Statistics - Overall Summary (as of October 30, 2010, 5:05 PM ET)

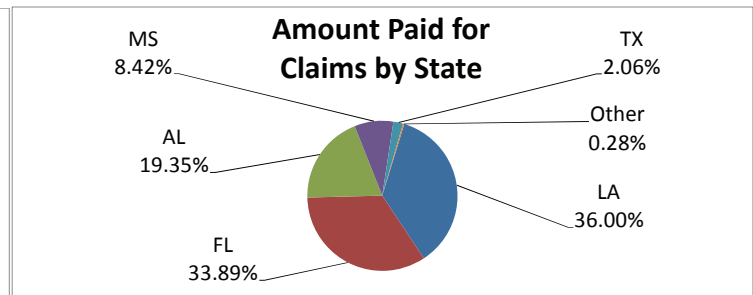
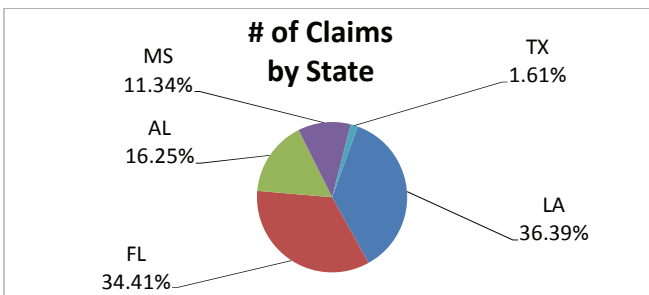
Claims by State of Residence (Claimants may have more than one Claim Type)

Claim State of Residence	Claims Submitted	No. of Claims Paid	Amount Paid
Louisiana	142,682	29,551	\$ 556,102,750.00
Florida	98,070	32,309	\$ 528,558,976.00
Alabama	47,292	15,554	\$ 296,197,928.38
Mississippi	39,723	8,075	\$ 141,418,136.50
Texas	6,566	1,854	\$ 65,700,100.00
Others	10,516	4,022	\$ 45,306,000.00
Total to Date	344,849	91,365	\$ 1,633,283,890.88



Claims by State of Loss (Claimants may have more than one Claim Type)

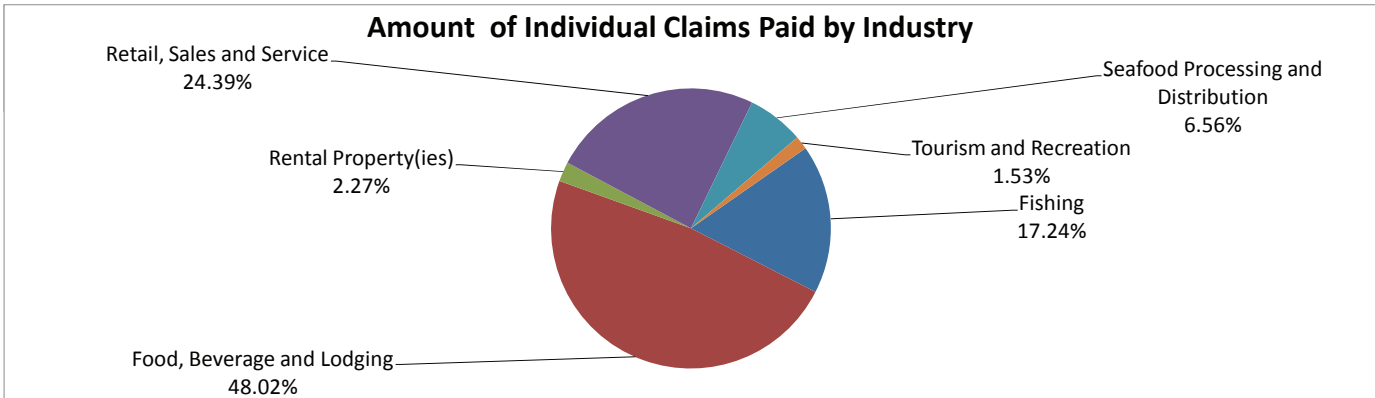
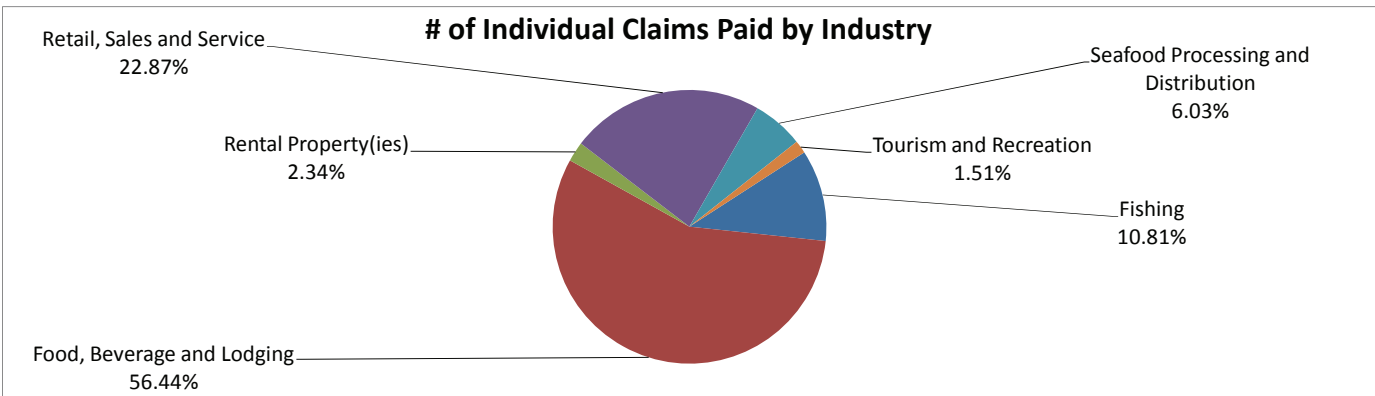
Claim State of Loss	Claims Submitted	No. of Claims Paid	Amount Paid
Louisiana	62,510	29,899	\$ 588,045,715.00
Florida	59,118	35,115	\$ 553,462,076.00
Alabama	27,925	17,071	\$ 316,062,600.00
Mississippi	19,474	7,743	\$ 137,453,200.00
Texas	2,773	1,308	\$ 33,669,400.00
Other State / Pending Location Verification		229	\$ 4,590,899.88
Total to Date		91,365	\$ 1,633,283,890.88



GCCF Program Statistics - Overall Summary
(as of October 30, 2010, 5:05 PM ET)

Individual Lost Earnings or Profits Claims Paid by Industry
(Claimants may have more than one Claim Type)

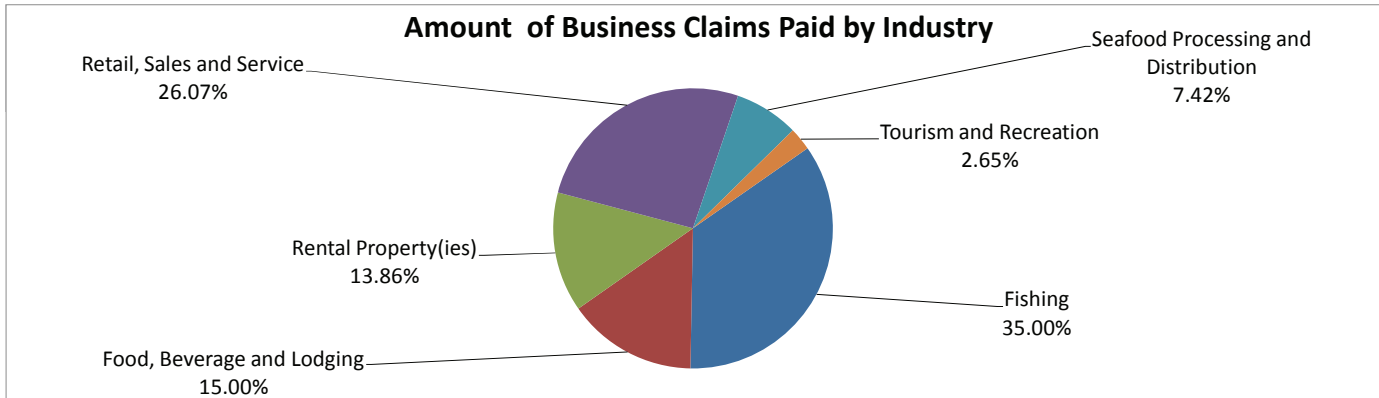
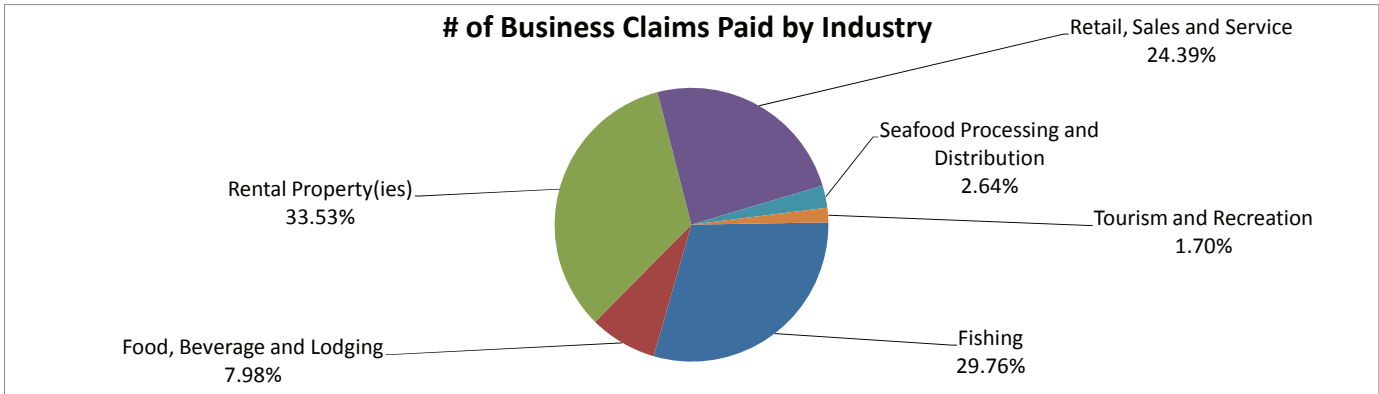
Claims by Amount	No. of Claims Paid	Amount Paid
Fishing	6,988	\$ 115,238,000.00
Food, Beverage and Lodging	36,487	\$ 320,998,600.00
Rental Property(ies)	1,510	\$ 15,172,100.00
Retail, Sales and Service	14,784	\$ 163,012,200.00
Seafood Processing and Distribution	3,898	\$ 43,845,315.00
Tourism and Recreation	979	\$ 10,225,400.00
Total to Date	64,646	\$ 668,491,615.00




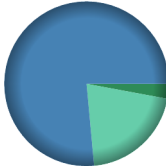
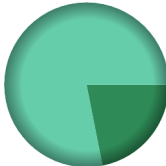


GCCF Program Statistics - Overall Summary
(as of October 30, 2010, 5:05 PM ET)

Business Lost Earnings or Profits Claims Paid by Industry
(Claimants may have more than one Claim Type)

Claims by Amount	No. of Claims Paid	Amount Paid
Fishing	7,929	\$ 337,587,400.00
Food, Beverage and Lodging	2,125	\$ 144,640,400.00
Rental Property(ies)	8,934	\$ 133,696,176.00
Retail, Sales and Service	6,500	\$ 251,403,900.00
Seafood Processing and Distribution	704	\$ 71,528,700.00
Tourism and Recreation	453	\$ 25,556,500.00
Total to Date	26,645	\$ 964,413,076.00








GCCF Program Statistics - Overall Summary (as of October 30, 2010, 5:05 PM ET)

County Name	Residents	Claimant Type	Claims Paid	Amount Paid	Payments in County
Autauga (Alabama)	25	<u>Claimant Type</u>	<u>Claims Paid</u>	<u>Amount Paid</u>	Payments in County  <ul style="list-style-type: none"> ■ Resident ■ Both
		Resident of County	8	\$80,800.00	
		Resident and Loss in County	1	\$2,300.00	
		Totals:	9	\$83,100.00	
Baldwin (Alabama)	20,385	<u>Claimant Type</u>	<u>Claims Paid</u>	<u>Amount Paid</u>	Payments in County  <ul style="list-style-type: none"> ■ Resident ■ Loss ■ Both
		Resident of County	406	\$6,400,063.38	
		Resident and Loss in County	7,744	\$167,804,000.00	
		Claim Loss in County	3,689	\$45,253,300.00	
Totals:	11,839	\$219,457,363.38			
Barbour (Alabama)	13	<u>Claimant Type</u>	<u>Claims Paid</u>	<u>Amount Paid</u>	Payments in County  <ul style="list-style-type: none"> ■ Resident ■ Both
		Resident of County	2	\$25,600.00	
		Resident and Loss in County	2	\$91,300.00	
		Totals:	4	\$116,900.00	
Bibb (Alabama)	9	<u>Claimant Type</u>	<u>Claims Paid</u>	<u>Amount Paid</u>	Payments in County  <ul style="list-style-type: none"> ■ Resident
		Resident of County	5	\$14,400.00	
		Totals:	5	\$14,400.00	
Blount (Alabama)	7	<u>Claimant Type</u>	<u>Claims Paid</u>	<u>Amount Paid</u>	Payments in County  <ul style="list-style-type: none"> ■ Resident
		Resident of County	3	\$14,200.00	
		Totals:	3	\$14,200.00	



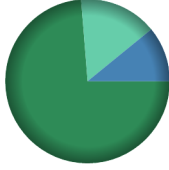


GCCF Program Statistics - Overall Summary

(as of October 30, 2010, 5:05 PM ET)

County (Alabama)	Total Claims	Claimant Type	Claims Paid	Amount Paid	Payments in County
Bullock (Alabama)	6	<u>Claimant Type</u>	<u>Claims Paid</u>	<u>Amount Paid</u>	Payments in County  <ul style="list-style-type: none"> Resident
		Resident of County	1	\$16,000.00	
		Totals:	1	\$16,000.00	
Butler (Alabama)	24	<u>Claimant Type</u>	<u>Claims Paid</u>	<u>Amount Paid</u>	Payments in County  <ul style="list-style-type: none"> Resident Loss Both
		Resident of County	3	\$9,800.00	
		Resident and Loss in County	1	\$5,400.00	
		Claim Loss in County	2	\$129,200.00	
Totals:	6	\$144,400.00			
Calhoun (Alabama)	60	<u>Claimant Type</u>	<u>Claims Paid</u>	<u>Amount Paid</u>	Payments in County  <ul style="list-style-type: none"> Resident
		Resident of County	19	\$198,900.00	
		Totals:	19	\$198,900.00	
Chambers (Alabama)	6	<u>Claimant Type</u>	<u>Claims Paid</u>	<u>Amount Paid</u>	Payments in County  <ul style="list-style-type: none"> Resident
		Resident of County	2	\$27,000.00	
		Totals:	2	\$27,000.00	
Cherokee (Alabama)	5	<u>Claimant Type</u>	<u>Claims Paid</u>	<u>Amount Paid</u>	Payments in County  <ul style="list-style-type: none"> Resident
		Resident of County	4	\$41,600.00	
		Totals:	4	\$41,600.00	

GCCF Program Statistics - Overall Summary

(as of October 30, 2010, 5:05 PM ET)

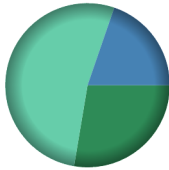




County (Alabama)	Total Claims	Claimant Type	Claims Paid	Amount Paid	Payments in County	
Chilton (Alabama)	16	<u>Claimant Type</u>	<u>Claims Paid</u>	<u>Amount Paid</u>	Payments in County 	
		Resident of County	3	\$24,300.00		Resident
		Resident and Loss in County	1	\$19,000.00		Both
		Totals:	4	\$43,300.00		
Choctaw (Alabama)	19	<u>Claimant Type</u>	<u>Claims Paid</u>	<u>Amount Paid</u>	Payments in County 	
		Resident of County	2	\$11,000.00		Resident
		Resident and Loss in County	1	\$68,400.00		Both
		Totals:	3	\$79,400.00		
Clarke (Alabama)	161	<u>Claimant Type</u>	<u>Claims Paid</u>	<u>Amount Paid</u>	Payments in County 	
		Resident of County	25	\$240,700.00		Resident
		Resident and Loss in County	4	\$35,600.00		Loss
		Claim Loss in County	4	\$50,100.00		Both
Totals:	33	\$326,400.00				
Clay (Alabama)	7	<u>Claimant Type</u>	<u>Claims Paid</u>	<u>Amount Paid</u>	Payments in County 	
		Resident of County	3	\$53,500.00		Resident
		Totals:	3	\$53,500.00		
Cleburne (Alabama)	3	<u>Claimant Type</u>	<u>Claims Paid</u>	<u>Amount Paid</u>	Payments in County 	
		Resident of County	1	\$3,000.00		Resident
		Totals:	1	\$3,000.00		

GCCF Program Statistics - Overall Summary


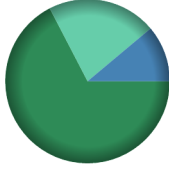



(as of October 30, 2010, 5:05 PM ET)

County (Alabama)	Total Claims	Claimant Type	Claims Paid	Amount Paid	Payments in County
Coffee (Alabama)	41	<u>Claimant Type</u>	<u>Claims Paid</u>	<u>Amount Paid</u>	Payments in County  <ul style="list-style-type: none"> Resident Both
		Resident of County	7	\$71,700.00	
		Resident and Loss in County	1	\$3,000.00	
		Totals:	8	\$74,700.00	
Colbert (Alabama)	34	<u>Claimant Type</u>	<u>Claims Paid</u>	<u>Amount Paid</u>	Payments in County  <ul style="list-style-type: none"> Resident
		Resident of County	21	\$234,400.00	
		Totals:	21	\$234,400.00	
		Conecuh (Alabama)	19	<u>Claimant Type</u>	
Resident of County	5			\$51,700.00	
Totals:	5			\$51,700.00	
Coosa (Alabama)	4			<u>Claimant Type</u>	<u>Claims Paid</u>
		Resident of County	3	\$18,600.00	
		Resident and Loss in County	1	\$150,000.00	
		Totals:	4	\$168,600.00	
Covington (Alabama)	70	<u>Claimant Type</u>	<u>Claims Paid</u>	<u>Amount Paid</u>	Payments in County  <ul style="list-style-type: none"> Resident Loss Both
		Resident of County	23	\$555,000.00	
		Resident and Loss in County	3	\$97,800.00	
		Claim Loss in County	2	\$109,500.00	
		Totals:	28	\$762,300.00	

GCCF Program Statistics - Overall Summary (as of October 30, 2010, 5:05 PM ET)



County (Alabama)	Total Claims	Claimant Type	Claims Paid	Amount Paid	Payments in County
Crenshaw (Alabama)	16	<u>Claimant Type</u>	<u>Claims Paid</u>	<u>Amount Paid</u>	 <ul style="list-style-type: none"> ■ Resident ■ Loss ■ Both
		Resident of County	1	\$2,100.00	
		Resident and Loss in County	1	\$1,500.00	
		Claim Loss in County	1	\$4,000.00	
Totals:	3	\$7,600.00			
Cullman (Alabama)	48	<u>Claimant Type</u>	<u>Claims Paid</u>	<u>Amount Paid</u>	 <ul style="list-style-type: none"> ■ Resident
		Resident of County	35	\$330,400.00	
		Totals:	35	\$330,400.00	
Dale (Alabama)	33	<u>Claimant Type</u>	<u>Claims Paid</u>	<u>Amount Paid</u>	 <ul style="list-style-type: none"> ■ Resident ■ Both
		Resident of County	7	\$57,900.00	
		Resident and Loss in County	1	\$37,600.00	
		Totals:	8	\$95,500.00	
Dallas (Alabama)	39	<u>Claimant Type</u>	<u>Claims Paid</u>	<u>Amount Paid</u>	 <ul style="list-style-type: none"> ■ Resident ■ Both
		Resident of County	10	\$108,600.00	
		Resident and Loss in County	1	\$15,000.00	
		Totals:	11	\$123,600.00	
Dekalb (Alabama)	21	<u>Claimant Type</u>	<u>Claims Paid</u>	<u>Amount Paid</u>	 <ul style="list-style-type: none"> ■ Resident ■ Loss
		Resident of County	14	\$146,700.00	
		Claim Loss in County	1	\$10,800.00	
		Totals:	15	\$157,500.00	

GCCF Program Statistics - Overall Summary (as of October 30, 2010, 5:05 PM ET)

County (Alabama)	Total Claims	Claimant Type	Claims Paid	Amount Paid	Payments in County
Elmore (Alabama)	39	<u>Claimant Type</u>	<u>Claims Paid</u>	<u>Amount Paid</u>	Payments in County  <ul style="list-style-type: none"> ■ Resident ■ Both
		Resident of County	19	\$220,400.00	
		Resident and Loss in County	1	\$19,200.00	
		Totals:	20	\$239,600.00	
Escambia (Alabama)	253	<u>Claimant Type</u>	<u>Claims Paid</u>	<u>Amount Paid</u>	Payments in County  <ul style="list-style-type: none"> ■ Resident ■ Loss ■ Both
		Resident of County	35	\$425,000.00	
		Resident and Loss in County	5	\$70,100.00	
		Claim Loss in County	7	\$135,500.00	
Totals:	47	\$630,600.00			
Etowah (Alabama)	58	<u>Claimant Type</u>	<u>Claims Paid</u>	<u>Amount Paid</u>	Payments in County  <ul style="list-style-type: none"> ■ Resident
		Resident of County	30	\$474,500.00	
		Totals:	30	\$474,500.00	
Fayette (Alabama)	12	<u>Claimant Type</u>	<u>Claims Paid</u>	<u>Amount Paid</u>	Payments in County  <ul style="list-style-type: none"> ■ Resident
		Resident of County	7	\$59,800.00	
		Totals:	7	\$59,800.00	
Franklin (Alabama)	8	<u>Claimant Type</u>	<u>Claims Paid</u>	<u>Amount Paid</u>	Payments in County  <ul style="list-style-type: none"> ■ Resident
		Resident of County	7	\$65,900.00	
		Totals:	7	\$65,900.00	






GCCF Program Statistics - Overall Summary

(as of October 30, 2010, 5:05 PM ET)

County (Alabama)	Total Claims	Claimant Type	Claims Paid	Amount Paid	Payments in County
Geneva (Alabama)	51	<u>Claimant Type</u>	<u>Claims Paid</u>	<u>Amount Paid</u>	Payments in County  <ul style="list-style-type: none"> Resident
		Resident of County	14	\$141,800.00	
		Totals:	14	\$141,800.00	
Greene (Alabama)	5	<u>Claimant Type</u>	<u>Claims Paid</u>	<u>Amount Paid</u>	Payments in County  <ul style="list-style-type: none"> Resident
		Resident of County	4	\$22,900.00	
		Totals:	4	\$22,900.00	
Hale (Alabama)	14	<u>Claimant Type</u>	<u>Claims Paid</u>	<u>Amount Paid</u>	Payments in County  <ul style="list-style-type: none"> Resident Both
		Resident of County	8	\$147,900.00	
		Resident and Loss in County	1	\$100,000.00	
Totals:	9	\$247,900.00			
Henry (Alabama)	10	<u>Claimant Type</u>	<u>Claims Paid</u>	<u>Amount Paid</u>	Payments in County  <ul style="list-style-type: none"> Resident
		Resident of County	2	\$11,600.00	
		Totals:	2	\$11,600.00	
Houston (Alabama)	127	<u>Claimant Type</u>	<u>Claims Paid</u>	<u>Amount Paid</u>	Payments in County  <ul style="list-style-type: none"> Resident Loss Both
		Resident of County	27	\$201,300.00	
		Resident and Loss in County	3	\$205,900.00	
		Claim Loss in County	1	\$6,000.00	
Totals:	31	\$413,200.00			

GCCF Program Statistics - Overall Summary

(as of October 30, 2010, 5:05 PM ET)

County (Alabama)	Total Claims	Claimant Type	Claims Paid	Amount Paid	Payments in County
Jackson (Alabama)	15	<u>Claimant Type</u>	<u>Claims Paid</u>	<u>Amount Paid</u>	Payments in County  <ul style="list-style-type: none"> ■ Resident ■ Loss
		Resident of County	9	\$102,500.00	
		Claim Loss in County	1	\$14,500.00	
		Totals:	10	\$117,000.00	
Jefferson (Alabama)	570	<u>Claimant Type</u>	<u>Claims Paid</u>	<u>Amount Paid</u>	Payments in County  <ul style="list-style-type: none"> ■ Resident ■ Loss ■ Both
		Resident of County	305	\$3,647,600.00	
		Resident and Loss in County	6	\$107,500.00	
		Claim Loss in County	2	\$54,800.00	
Totals:	313	\$3,809,900.00			
Lauderdale (Alabama)	30	<u>Claimant Type</u>	<u>Claims Paid</u>	<u>Amount Paid</u>	Payments in County  <ul style="list-style-type: none"> ■ Resident
		Resident of County	15	\$152,200.00	
		Totals:	15	\$152,200.00	
Lawrence (Alabama)	7	<u>Claimant Type</u>	<u>Claims Paid</u>	<u>Amount Paid</u>	Payments in County  <ul style="list-style-type: none"> ■ Resident ■ Loss
		Resident of County	2	\$21,200.00	
		Claim Loss in County	1	\$1,400.00	
		Totals:	3	\$22,600.00	
Lee (Alabama)	83	<u>Claimant Type</u>	<u>Claims Paid</u>	<u>Amount Paid</u>	Payments in County  <ul style="list-style-type: none"> ■ Resident
		Resident of County	35	\$331,200.00	
		Totals:	35	\$331,200.00	

GCCF Program Statistics - Overall Summary

(as of October 30, 2010, 5:05 PM ET)

County (Alabama)	Total Claims	Claimant Type	Claims Paid	Amount Paid	Payments in County
Limestone (Alabama)	41	<u>Claimant Type</u>	<u>Claims Paid</u>	<u>Amount Paid</u>	Payments in County  <ul style="list-style-type: none"> Resident
		Resident of County	29	\$428,700.00	
		Totals:	29	\$428,700.00	
Macon (Alabama)	4	<u>Claimant Type</u>	<u>Claims Paid</u>	<u>Amount Paid</u>	Payments in County  <ul style="list-style-type: none"> Resident
		Resident of County	2	\$7,500.00	
		Totals:	2	\$7,500.00	
Madison (Alabama)	244	<u>Claimant Type</u>	<u>Claims Paid</u>	<u>Amount Paid</u>	Payments in County  <ul style="list-style-type: none"> Resident Loss Both
		Resident of County	129	\$1,583,300.00	
		Resident and Loss in County	5	\$56,600.00	
		Claim Loss in County	2	\$4,500.00	
		Totals:	136	\$1,644,400.00	
Marengo (Alabama)	21	<u>Claimant Type</u>	<u>Claims Paid</u>	<u>Amount Paid</u>	Payments in County  <ul style="list-style-type: none"> Resident
		Resident of County	11	\$83,200.00	
		Totals:	11	\$83,200.00	
Marion (Alabama)	4	<u>Claimant Type</u>	<u>Claims Paid</u>	<u>Amount Paid</u>	Payments in County  <ul style="list-style-type: none"> Resident
		Resident of County	1	\$1,200.00	
		Totals:	1	\$1,200.00	

GCCF Program Statistics - Overall Summary (as of October 30, 2010, 5:05 PM ET)

County (Alabama)	Total Claims	Claimant Type	Claims Paid	Amount Paid	Payments in County
Marshall (Alabama)	50	<u>Claimant Type</u>	<u>Claims Paid</u>	<u>Amount Paid</u>	<p>Payments in County</p> <ul style="list-style-type: none"> Resident Both
		Resident of County	24	\$305,200.00	
		Resident and Loss in County	1	\$37,200.00	
		Totals:	25	\$342,400.00	
Mobile (Alabama)	24,643	<u>Claimant Type</u>	<u>Claims Paid</u>	<u>Amount Paid</u>	<p>Payments in County</p> <ul style="list-style-type: none"> Resident Loss Both
		Resident of County	832	\$11,968,165.00	
		Resident and Loss in County	5,029	\$90,224,800.00	
		Claim Loss in County	506	\$10,260,300.00	
Totals:	6,367	\$112,453,265.00			
Monroe (Alabama)	93	<u>Claimant Type</u>	<u>Claims Paid</u>	<u>Amount Paid</u>	<p>Payments in County</p> <ul style="list-style-type: none"> Resident Both
		Resident of County	36	\$594,700.00	
		Resident and Loss in County	11	\$145,400.00	
		Totals:	47	\$740,100.00	
Montgomery (Alabama)	232	<u>Claimant Type</u>	<u>Claims Paid</u>	<u>Amount Paid</u>	<p>Payments in County</p> <ul style="list-style-type: none"> Resident Both
		Resident of County	87	\$1,271,000.00	
		Resident and Loss in County	7	\$338,300.00	
		Totals:	94	\$1,609,300.00	
Morgan (Alabama)	73	<u>Claimant Type</u>	<u>Claims Paid</u>	<u>Amount Paid</u>	<p>Payments in County</p> <ul style="list-style-type: none"> Resident Both
		Resident of County	47	\$528,300.00	
		Resident and Loss in County	1	\$2,400.00	
		Totals:	48	\$530,700.00	

GCCF Program Statistics - Overall Summary (as of October 30, 2010, 5:05 PM ET)



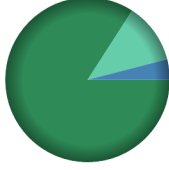
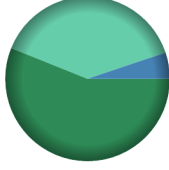
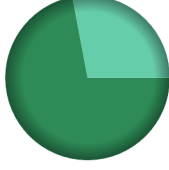
Perry (Alabama)	3	<u>Claimant Type</u>	<u>Claims Paid</u>	<u>Amount Paid</u>	Payments in County  ■ Loss
		Claim Loss in County	1	\$35,000.00	
		Totals:	1	\$35,000.00	
Pickens (Alabama)	11	<u>Claimant Type</u>	<u>Claims Paid</u>	<u>Amount Paid</u>	Payments in County  ■ Resident
		Resident of County	4	\$43,400.00	
		Totals:	4	\$43,400.00	
Pike (Alabama)	34	<u>Claimant Type</u>	<u>Claims Paid</u>	<u>Amount Paid</u>	Payments in County  ■ Resident
		Resident of County	5	\$43,000.00	
		Totals:	5	\$43,000.00	
Randolph (Alabama)	7	<u>Claimant Type</u>	<u>Claims Paid</u>	<u>Amount Paid</u>	Payments in County  ■ Resident
		Resident of County	4	\$50,300.00	
		Totals:	4	\$50,300.00	
Russell (Alabama)	20	<u>Claimant Type</u>	<u>Claims Paid</u>	<u>Amount Paid</u>	Payments in County  ■ Resident
		Resident of County	2	\$21,100.00	
		Totals:	2	\$21,100.00	

GCCF Program Statistics - Overall Summary


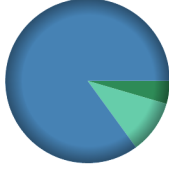
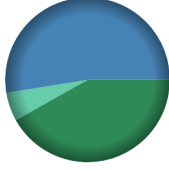
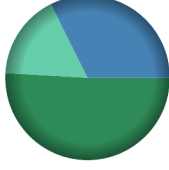
(as of October 30, 2010, 5:05 PM ET)

County (Alabama)	Total Claims	Claimant Type	Claims Paid	Amount Paid	Payments in County
Shelby (Alabama)	209	Resident of County	119	\$1,360,600.00	 <ul style="list-style-type: none"> ■ Resident ■ Loss ■ Both
		Resident and Loss in County	2	\$23,500.00	
		Claim Loss in County	1	\$28,800.00	
		Totals:	122	\$1,412,900.00	
St. Clair (Alabama)	39	Resident of County	24	\$333,000.00	 <ul style="list-style-type: none"> ■ Resident
		Totals:	24	\$333,000.00	
		Sumter (Alabama)	6	Resident of County	
Totals:	1	\$46,200.00			
Talladega (Alabama)	38	Resident of County	23	\$136,600.00	 <ul style="list-style-type: none"> ■ Resident
Totals:	23	\$136,600.00			
Tallapoosa (Alabama)	23	Resident of County	8	\$58,000.00	
Totals:	8	\$58,000.00			

GCCF Program Statistics - Overall Summary (as of October 30, 2010, 5:05 PM ET)

County (Alabama)	Total Claims	Claimant Type	Claims Paid	Amount Paid	Payments in County
Tuscaloosa (Alabama)	190	<u>Claimant Type</u>	<u>Claims Paid</u>	<u>Amount Paid</u>	
		Resident of County	109	\$1,061,300.00	
		Resident and Loss in County	2	\$22,000.00	
		Claim Loss in County	2	\$49,000.00	
Totals:	113	\$1,132,300.00			
Unknown (Alabama)	108	<u>Claimant Type</u>	<u>Claims Paid</u>	<u>Amount Paid</u>	
		Resident of County	36	\$1,010,100.00	
		Totals:	36	\$1,010,100.00	
Walker (Alabama)	35	<u>Claimant Type</u>	<u>Claims Paid</u>	<u>Amount Paid</u>	
		Resident of County	16	\$198,600.00	
		Resident and Loss in County	1	\$9,500.00	
		Claim Loss in County	2	\$28,000.00	
Totals:	19	\$236,100.00			
Washington (Alabama)	165	<u>Claimant Type</u>	<u>Claims Paid</u>	<u>Amount Paid</u>	
		Resident of County	16	\$163,000.00	
		Resident and Loss in County	1	\$15,000.00	
		Claim Loss in County	5	\$112,600.00	
Totals:	22	\$290,600.00			
Wilcox (Alabama)	34	<u>Claimant Type</u>	<u>Claims Paid</u>	<u>Amount Paid</u>	
		Resident of County	11	\$172,600.00	
		Resident and Loss in County	3	\$67,000.00	
		Totals:	14	\$239,600.00	

GCCF Program Statistics - Overall Summary (as of October 30, 2010, 5:05 PM ET)

County	Total Claims	Claimant Type	Claims Paid	Amount Paid	Payments in County
Winston (Alabama)	12	<u>Claimant Type</u>	<u>Claims Paid</u>	<u>Amount Paid</u>	Payments in County  <ul style="list-style-type: none"> Resident
		Resident of County	5	\$189,800.00	
		Totals:	5	\$189,800.00	
		Aachua (Florida)	73	<u>Claimant Type</u>	
Resident of County	15			\$126,800.00	
Resident and Loss in County	5			\$145,600.00	
Claim Loss in County	1			\$12,000.00	
Totals:	21	\$284,400.00			
Bay (Florida)	25,158	<u>Claimant Type</u>	<u>Claims Paid</u>	<u>Amount Paid</u>	Payments in County  <ul style="list-style-type: none"> Resident Loss Both
		Resident of County	466	\$5,850,400.00	
		Resident and Loss in County	7,597	\$110,149,876.00	
		Claim Loss in County	1,303	\$13,556,500.00	
Totals:	9,366	\$129,556,776.00			
Brevard (Florida)	103	<u>Claimant Type</u>	<u>Claims Paid</u>	<u>Amount Paid</u>	Payments in County  <ul style="list-style-type: none"> Resident Loss Both
		Resident of County	10	\$226,800.00	
		Resident and Loss in County	8	\$284,600.00	
		Claim Loss in County	2	\$30,300.00	
Totals:	20	\$541,700.00			
Broward (Florida)	398	<u>Claimant Type</u>	<u>Claims Paid</u>	<u>Amount Paid</u>	Payments in County  <ul style="list-style-type: none"> Resident Loss Both
		Resident of County	23	\$810,000.00	
		Resident and Loss in County	5	\$514,500.00	
		Claim Loss in County	11	\$266,100.00	
Totals:	39	\$1,590,600.00			

GCCF Program Statistics - Overall Summary

(as of October 30, 2010, 5:05 PM ET)

County (Florida)	Total Claims	Claimant Type	Claims Paid	Amount Paid	Payments in County
Calhoun (Florida)	125	<u>Claimant Type</u>	<u>Claims Paid</u>	<u>Amount Paid</u>	<p>Payments in County</p> <ul style="list-style-type: none"> Resident Loss Both
		Resident of County	18	\$201,200.00	
		Resident and Loss in County	1	\$6,000.00	
		Claim Loss in County	1	\$4,200.00	
Totals:	20	\$211,400.00			
Charlotte (Florida)	181	<u>Claimant Type</u>	<u>Claims Paid</u>	<u>Amount Paid</u>	<p>Payments in County</p> <ul style="list-style-type: none"> Resident Loss Both
		Resident of County	3	\$8,400.00	
		Resident and Loss in County	23	\$923,300.00	
		Claim Loss in County	9	\$71,400.00	
Totals:	35	\$1,003,100.00			
Citrus (Florida)	220	<u>Claimant Type</u>	<u>Claims Paid</u>	<u>Amount Paid</u>	<p>Payments in County</p> <ul style="list-style-type: none"> Resident Loss Both
		Resident of County	22	\$392,100.00	
		Resident and Loss in County	80	\$1,291,100.00	
		Claim Loss in County	7	\$162,700.00	
Totals:	109	\$1,845,900.00			
Clay (Florida)	34	<u>Claimant Type</u>	<u>Claims Paid</u>	<u>Amount Paid</u>	<p>Payments in County</p> <ul style="list-style-type: none"> Resident Loss Both
		Resident of County	4	\$25,400.00	
		Resident and Loss in County	1	\$125,000.00	
		Claim Loss in County	1	\$18,700.00	
Totals:	6	\$169,100.00			
Collier (Florida)	6,989	<u>Claimant Type</u>	<u>Claims Paid</u>	<u>Amount Paid</u>	<p>Payments in County</p> <ul style="list-style-type: none"> Resident Loss Both
		Resident of County	50	\$514,800.00	
		Resident and Loss in County	879	\$9,483,500.00	
		Claim Loss in County	27	\$156,500.00	
Totals:	956	\$10,154,800.00			

GCCF Program Statistics - Overall Summary

(as of October 30, 2010, 5:05 PM ET)

County (Florida)	Total Claims	Claimant Type	Claims Paid	Amount Paid	Payments in County
Columbia (Florida)	17	<u>Claimant Type</u>	<u>Claims Paid</u>	<u>Amount Paid</u>	<ul style="list-style-type: none"> Resident Both
		Resident of County	4	\$81,700.00	
		Resident and Loss in County	1	\$40,000.00	
		Totals:	5	\$121,700.00	
Dixie (Florida)	31	<u>Claimant Type</u>	<u>Claims Paid</u>	<u>Amount Paid</u>	<ul style="list-style-type: none"> Resident Loss Both
		Resident of County	1	\$3,000.00	
		Resident and Loss in County	12	\$353,400.00	
		Claim Loss in County	4	\$89,700.00	
Totals:	17	\$446,100.00			
Duval (Florida)	279	<u>Claimant Type</u>	<u>Claims Paid</u>	<u>Amount Paid</u>	<ul style="list-style-type: none"> Resident Loss Both
		Resident of County	33	\$588,000.00	
		Resident and Loss in County	14	\$993,000.00	
		Claim Loss in County	6	\$131,500.00	
Totals:	53	\$1,712,500.00			
Escambia (Florida)	14,792	<u>Claimant Type</u>	<u>Claims Paid</u>	<u>Amount Paid</u>	<ul style="list-style-type: none"> Resident Loss Both
		Resident of County	1,402	\$16,127,600.00	
		Resident and Loss in County	3,788	\$59,536,600.00	
		Claim Loss in County	974	\$13,277,100.00	
Totals:	6,164	\$88,941,300.00			
Flagler (Florida)	12	<u>Claimant Type</u>	<u>Claims Paid</u>	<u>Amount Paid</u>	<ul style="list-style-type: none"> Resident
		Resident of County	2	\$65,400.00	
		Totals:	2	\$65,400.00	

GCCF Program Statistics - Overall Summary

(as of October 30, 2010, 5:05 PM ET)

County (Florida)	Total Claims	Claimant Type	Claims Paid	Amount Paid	Payments in County
Franklin (Florida)	1,994	<u>Claimant Type</u>	<u>Claims Paid</u>	<u>Amount Paid</u>	<p>Payments in County</p> <ul style="list-style-type: none"> Resident Loss Both
		Resident of County	33	\$391,800.00	
		Resident and Loss in County	1,073	\$13,304,400.00	
		Claim Loss in County	118	\$1,642,700.00	
		Totals:	1,224	\$15,338,900.00	
Gadsden (Florida)	63	<u>Claimant Type</u>	<u>Claims Paid</u>	<u>Amount Paid</u>	<p>Payments in County</p> <ul style="list-style-type: none"> Resident Loss Both
		Resident of County	9	\$166,100.00	
		Resident and Loss in County	2	\$44,200.00	
		Claim Loss in County	1	\$6,000.00	
		Totals:	12	\$216,300.00	
Gulf (Florida)	1,342	<u>Claimant Type</u>	<u>Claims Paid</u>	<u>Amount Paid</u>	<p>Payments in County</p> <ul style="list-style-type: none"> Resident Loss Both
		Resident of County	79	\$1,027,100.00	
		Resident and Loss in County	353	\$8,240,600.00	
		Claim Loss in County	98	\$1,231,200.00	
		Totals:	530	\$10,498,900.00	
Hardee (Florida)	2	<u>Claimant Type</u>	<u>Claims Paid</u>	<u>Amount Paid</u>	<p>Payments in County</p> <ul style="list-style-type: none"> Resident
		Resident of County	1	\$15,000.00	
		Totals:	1	\$15,000.00	
Hendry (Florida)	24	<u>Claimant Type</u>	<u>Claims Paid</u>	<u>Amount Paid</u>	<p>Payments in County</p> <ul style="list-style-type: none"> Resident
		Resident of County	1	\$24,000.00	
		Totals:	1	\$24,000.00	

GCCF Program Statistics - Overall Summary (as of October 30, 2010, 5:05 PM ET)

County (Florida)	Total Claims	Claimant Type	Claims Paid	Amount Paid	Payments in County
Hernando (Florida)	142	<u>Claimant Type</u>	<u>Claims Paid</u>	<u>Amount Paid</u>	<ul style="list-style-type: none"> ■ Resident ■ Loss ■ Both
		Resident of County	21	\$330,300.00	
		Resident and Loss in County	40	\$1,012,400.00	
		Claim Loss in County	15	\$303,200.00	
		Totals:	76	\$1,645,900.00	
Hillsborough (Florida)	872	<u>Claimant Type</u>	<u>Claims Paid</u>	<u>Amount Paid</u>	<ul style="list-style-type: none"> ■ Resident ■ Loss ■ Both
		Resident of County	63	\$889,900.00	
		Resident and Loss in County	103	\$2,248,800.00	
		Claim Loss in County	35	\$563,900.00	
		Totals:	201	\$3,702,600.00	
Holmes (Florida)	367	<u>Claimant Type</u>	<u>Claims Paid</u>	<u>Amount Paid</u>	<ul style="list-style-type: none"> ■ Resident ■ Loss ■ Both
		Resident of County	94	\$826,800.00	
		Resident and Loss in County	18	\$210,200.00	
		Claim Loss in County	3	\$14,100.00	
		Totals:	115	\$1,051,100.00	
Indian River (Florida)	32	<u>Claimant Type</u>	<u>Claims Paid</u>	<u>Amount Paid</u>	<ul style="list-style-type: none"> ■ Resident ■ Loss ■ Both
		Resident of County	1	\$1,000.00	
		Resident and Loss in County	3	\$157,000.00	
		Claim Loss in County	1	\$65,000.00	
		Totals:	5	\$223,000.00	
Jackson (Florida)	293	<u>Claimant Type</u>	<u>Claims Paid</u>	<u>Amount Paid</u>	<ul style="list-style-type: none"> ■ Resident ■ Loss ■ Both
		Resident of County	30	\$369,300.00	
		Resident and Loss in County	3	\$96,000.00	
		Claim Loss in County	1	\$7,900.00	
		Totals:	34	\$473,200.00	

GCCF Program Statistics - Overall Summary

(as of October 30, 2010, 5:05 PM ET)

County (Florida)	Total Claims	Claimant Type	Claims Paid	Amount Paid	Payments in County
Jefferson (Florida)	13	<u>Claimant Type</u>	<u>Claims Paid</u>	<u>Amount Paid</u>	
		Resident of County	4	\$106,200.00	
		Resident and Loss in County	2	\$2,500.00	
		Claim Loss in County	1	\$6,000.00	
Totals:		7	\$114,700.00		
Lafayette (Florida)	4	<u>Claimant Type</u>	<u>Claims Paid</u>	<u>Amount Paid</u>	
		Resident and Loss in County	1	\$226,700.00	
		Totals:	1	\$226,700.00	
Lake (Florida)	36	<u>Claimant Type</u>	<u>Claims Paid</u>	<u>Amount Paid</u>	
		Resident of County	7	\$73,000.00	
		Resident and Loss in County	5	\$137,900.00	
		Totals:	12	\$210,900.00	
Lee (Florida)	2,938	<u>Claimant Type</u>	<u>Claims Paid</u>	<u>Amount Paid</u>	
		Resident of County	39	\$698,700.00	
		Resident and Loss in County	204	\$3,531,300.00	
		Claim Loss in County	39	\$247,400.00	
Totals:		282	\$4,477,400.00		
Leon (Florida)	468	<u>Claimant Type</u>	<u>Claims Paid</u>	<u>Amount Paid</u>	
		Resident of County	85	\$1,625,300.00	
		Resident and Loss in County	7	\$212,600.00	
		Claim Loss in County	5	\$61,800.00	
Totals:		97	\$1,899,700.00		

GCCF Program Statistics - Overall Summary

(as of October 30, 2010, 5:05 PM ET)




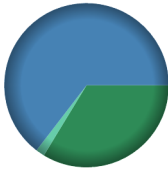
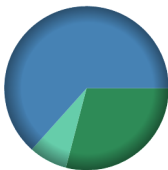
Levy (Florida)	147	<u>Claimant Type</u>	<u>Claims Paid</u>	<u>Amount Paid</u>	Payments in County
		Resident of County	10	\$229,300.00	<ul style="list-style-type: none"> ■ Resident ■ Loss ■ Both
		Resident and Loss in County	72	\$1,897,000.00	
		Claim Loss in County	9	\$241,100.00	
		Totals:	91	\$2,367,400.00	
Liberty (Florida)	57	<u>Claimant Type</u>	<u>Claims Paid</u>	<u>Amount Paid</u>	Payments in County
		Resident of County	18	\$160,000.00	<ul style="list-style-type: none"> ■ Resident ■ Loss ■ Both
		Resident and Loss in County	3	\$36,200.00	
		Claim Loss in County	2	\$49,600.00	
		Totals:	23	\$245,800.00	
Madison (Florida)	8	<u>Claimant Type</u>	<u>Claims Paid</u>	<u>Amount Paid</u>	Payments in County
		Resident of County	1	\$2,100.00	<ul style="list-style-type: none"> ■ Resident ■ Loss
		Claim Loss in County	2	\$21,200.00	
		Totals:	3	\$23,300.00	
Manatee (Florida)	314	<u>Claimant Type</u>	<u>Claims Paid</u>	<u>Amount Paid</u>	Payments in County
		Resident of County	19	\$466,100.00	<ul style="list-style-type: none"> ■ Resident ■ Loss ■ Both
		Resident and Loss in County	47	\$2,014,600.00	
		Claim Loss in County	21	\$479,000.00	
		Totals:	87	\$2,959,700.00	
Marion (Florida)	61	<u>Claimant Type</u>	<u>Claims Paid</u>	<u>Amount Paid</u>	Payments in County
		Resident of County	9	\$97,500.00	<ul style="list-style-type: none"> ■ Resident ■ Loss ■ Both
		Resident and Loss in County	1	\$20,200.00	
		Claim Loss in County	1	\$26,000.00	
		Totals:	11	\$143,700.00	

GCCF Program Statistics - Overall Summary

(as of October 30, 2010, 5:05 PM ET)

County (Florida)	Total Claims	Claimant Type	Claims Paid	Amount Paid	Payments in County
Martin (Florida)	28	<u>Claimant Type</u>	<u>Claims Paid</u>	<u>Amount Paid</u>	<ul style="list-style-type: none"> Resident Both
		Resident of County	2	\$27,200.00	
		Resident and Loss in County	5	\$109,500.00	
		Totals:	7	\$136,700.00	
Miami-dade (Florida)	1,082	<u>Claimant Type</u>	<u>Claims Paid</u>	<u>Amount Paid</u>	<ul style="list-style-type: none"> Resident Loss Both
		Resident of County	36	\$499,200.00	
		Resident and Loss in County	19	\$586,000.00	
		Claim Loss in County	12	\$296,000.00	
Totals:	67	\$1,381,200.00			
Monroe (Florida)	3,353	<u>Claimant Type</u>	<u>Claims Paid</u>	<u>Amount Paid</u>	<ul style="list-style-type: none"> Resident Loss Both
		Resident of County	28	\$681,900.00	
		Resident and Loss in County	689	\$17,990,700.00	
		Claim Loss in County	40	\$502,800.00	
Totals:	757	\$19,175,400.00			
Nassau (Florida)	15	<u>Claimant Type</u>	<u>Claims Paid</u>	<u>Amount Paid</u>	<ul style="list-style-type: none"> Resident Loss Both
		Resident of County	3	\$65,200.00	
		Resident and Loss in County	2	\$31,100.00	
		Claim Loss in County	1	\$30,000.00	
Totals:	6	\$126,300.00			
Okaloosa (Florida)	19,953	<u>Claimant Type</u>	<u>Claims Paid</u>	<u>Amount Paid</u>	<ul style="list-style-type: none"> Resident Loss Both
		Resident of County	1,169	\$14,800,700.00	
		Resident and Loss in County	6,233	\$110,850,000.00	
		Claim Loss in County	2,841	\$35,489,300.00	
Totals:	10,243	\$161,140,000.00			






GCCF Program Statistics - Overall Summary (as of October 30, 2010, 5:05 PM ET)

County (Florida)	Total Claims	Claimant Type	Claims Paid	Amount Paid	Payments in County
Okeechobee (Florida)	6	<u>Claimant Type</u>	<u>Claims Paid</u>	<u>Amount Paid</u>	 <ul style="list-style-type: none"> Loss
		Claim Loss in County	1	\$5,000.00	
		Totals:	1	\$5,000.00	
Orange (Florida)	364	<u>Claimant Type</u>	<u>Claims Paid</u>	<u>Amount Paid</u>	 <ul style="list-style-type: none"> Resident Both
		Resident of County	55	\$803,100.00	
		Resident and Loss in County	6	\$185,000.00	
Totals:	61	\$988,100.00			
Osceola (Florida)	28	<u>Claimant Type</u>	<u>Claims Paid</u>	<u>Amount Paid</u>	 <ul style="list-style-type: none"> Resident
		Resident of County	4	\$33,600.00	
		Totals:	4	\$33,600.00	
Palm Beach (Florida)	244	<u>Claimant Type</u>	<u>Claims Paid</u>	<u>Amount Paid</u>	 <ul style="list-style-type: none"> Resident Loss Both
		Resident of County	17	\$237,600.00	
		Resident and Loss in County	9	\$455,500.00	
Claim Loss in County	2	\$12,200.00			
Totals:	28	\$705,300.00			
Pasco (Florida)	414	<u>Claimant Type</u>	<u>Claims Paid</u>	<u>Amount Paid</u>	 <ul style="list-style-type: none"> Resident Loss Both
		Resident of County	72	\$1,165,600.00	
		Resident and Loss in County	94	\$2,543,700.00	
Claim Loss in County	19	\$302,600.00			
Totals:	185	\$4,011,900.00			

GCCF Program Statistics - Overall Summary (as of October 30, 2010, 5:05 PM ET)

County (Florida)	Total Claims	Claimant Type	Claims Paid	Amount Paid	Payments in County
Pinellas (Florida)	2,344	<u>Claimant Type</u>	<u>Claims Paid</u>	<u>Amount Paid</u>	
		Resident of County	49	\$1,364,900.00	
		Resident and Loss in County	542	\$9,405,300.00	
		Claim Loss in County	114	\$1,678,500.00	
		Totals:	705	\$12,448,700.00	
Polk (Florida)	141	<u>Claimant Type</u>	<u>Claims Paid</u>	<u>Amount Paid</u>	
		Resident of County	12	\$168,600.00	
		Resident and Loss in County	5	\$145,000.00	
		Claim Loss in County	1	\$9,200.00	
		Totals:	18	\$322,800.00	
Putnam (Florida)	9	<u>Claimant Type</u>	<u>Claims Paid</u>	<u>Amount Paid</u>	
		Resident and Loss in County	2	\$51,500.00	
		Totals:	2	\$51,500.00	
Santa Rosa (Florida)	6,891	<u>Claimant Type</u>	<u>Claims Paid</u>	<u>Amount Paid</u>	
		Resident of County	820	\$9,483,200.00	
		Resident and Loss in County	1,512	\$32,318,100.00	
		Claim Loss in County	1,088	\$12,927,100.00	
		Totals:	3,420	\$54,728,400.00	
Sarasota (Florida)	308	<u>Claimant Type</u>	<u>Claims Paid</u>	<u>Amount Paid</u>	
		Resident of County	13	\$132,400.00	
		Resident and Loss in County	35	\$1,188,200.00	
		Claim Loss in County	9	\$131,500.00	
		Totals:	57	\$1,452,100.00	

GCCF Program Statistics - Overall Summary (as of October 30, 2010, 5:05 PM ET)

County (Florida)	Total Claims	Claimant Type	Claims Paid	Amount Paid	Payments in County
Seminole (Florida)	65	<u>Claimant Type</u>	<u>Claims Paid</u>	<u>Amount Paid</u>	Payments in County  <ul style="list-style-type: none"> Resident
		Resident of County	13	\$189,300.00	
		Totals:	13	\$189,300.00	
St. Johns (Florida)	44	<u>Claimant Type</u>	<u>Claims Paid</u>	<u>Amount Paid</u>	Payments in County  <ul style="list-style-type: none"> Resident Both
		Resident of County	8	\$145,300.00	
		Resident and Loss in County	4	\$76,500.00	
Totals:	12	\$221,800.00			
St. Lucie (Florida)	60	<u>Claimant Type</u>	<u>Claims Paid</u>	<u>Amount Paid</u>	Payments in County  <ul style="list-style-type: none"> Resident Both
		Resident of County	4	\$76,500.00	
		Resident and Loss in County	2	\$62,800.00	
Totals:	6	\$139,300.00			
Sumter (Florida)	12	<u>Claimant Type</u>	<u>Claims Paid</u>	<u>Amount Paid</u>	Payments in County  <ul style="list-style-type: none"> Resident
		Resident of County	7	\$153,300.00	
		Totals:	7	\$153,300.00	
Suwannee (Florida)	8	<u>Claimant Type</u>	<u>Claims Paid</u>	<u>Amount Paid</u>	Payments in County  <ul style="list-style-type: none"> Resident
		Resident of County	1	\$3,200.00	
		Totals:	1	\$3,200.00	

GCCF Program Statistics - Overall Summary

(as of October 30, 2010, 5:05 PM ET)

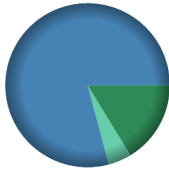



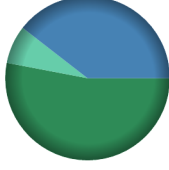
County (Florida)	Total Claims	Claimant Type	Claims Paid	Amount Paid	Payments in County
Taylor (Florida)	63	<u>Claimant Type</u>	<u>Claims Paid</u>	<u>Amount Paid</u>	
		Resident of County	8	\$298,200.00	
		Resident and Loss in County	33	\$1,269,800.00	
		Claim Loss in County	1	\$4,800.00	
Totals:	42	\$1,572,800.00			
Unknown (Florida)	144	<u>Claimant Type</u>	<u>Claims Paid</u>	<u>Amount Paid</u>	
		Resident of County	33	\$746,400.00	
		Totals:	33	\$746,400.00	
Volusia (Florida)	69	<u>Claimant Type</u>	<u>Claims Paid</u>	<u>Amount Paid</u>	
		Resident of County	5	\$184,100.00	
		Resident and Loss in County	4	\$482,000.00	
		Claim Loss in County	3	\$33,800.00	
Totals:	12	\$699,900.00			
Wakulla (Florida)	522	<u>Claimant Type</u>	<u>Claims Paid</u>	<u>Amount Paid</u>	
		Resident of County	34	\$835,800.00	
		Resident and Loss in County	278	\$6,300,000.00	
		Claim Loss in County	28	\$714,700.00	
Totals:	340	\$7,850,500.00			
Walton (Florida)	9,497	<u>Claimant Type</u>	<u>Claims Paid</u>	<u>Amount Paid</u>	
		Resident of County	831	\$15,280,600.00	
		Resident and Loss in County	2,468	\$45,342,600.00	
		Claim Loss in County	1,927	\$21,520,800.00	
Totals:	5,226	\$82,144,000.00			

GCCF Program Statistics - Overall Summary

(as of October 30, 2010, 5:05 PM ET)



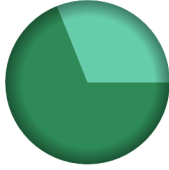
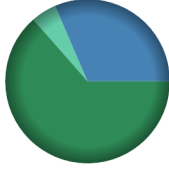
County	Total Claims	Claimant Type	Claims Paid	Amount Paid	Payments in County
Washington (Florida)	839	<u>Claimant Type</u>	<u>Claims Paid</u>	<u>Amount Paid</u>	
		Resident of County	184	\$1,663,500.00	
		Resident and Loss in County	31	\$366,100.00	
		Claim Loss in County	6	\$62,500.00	
Totals:	221	\$2,092,100.00			
Acadia (Louisiana)	106	<u>Claimant Type</u>	<u>Claims Paid</u>	<u>Amount Paid</u>	
		Resident of County	12	\$286,900.00	
		Resident and Loss in County	7	\$290,600.00	
		Claim Loss in County	4	\$70,900.00	
Totals:	23	\$648,400.00			
Allen (Louisiana)	44	<u>Claimant Type</u>	<u>Claims Paid</u>	<u>Amount Paid</u>	
		Resident of County	1	\$30,000.00	
		Claim Loss in County	2	\$38,600.00	
Totals:	3	\$68,600.00			
Ascension (Louisiana)	863	<u>Claimant Type</u>	<u>Claims Paid</u>	<u>Amount Paid</u>	
		Resident of County	44	\$609,400.00	
		Resident and Loss in County	11	\$304,500.00	
		Claim Loss in County	2	\$20,900.00	
Totals:	57	\$934,800.00			
Assumption (Louisiana)	558	<u>Claimant Type</u>	<u>Claims Paid</u>	<u>Amount Paid</u>	
		Resident of County	25	\$614,300.00	
		Resident and Loss in County	64	\$1,041,100.00	
		Claim Loss in County	7	\$117,500.00	
Totals:	96	\$1,772,900.00			

GCCF Program Statistics - Overall Summary (as of October 30, 2010, 5:05 PM ET)

Parish (Louisiana)	Count	Claimant Type	Claims Paid	Amount Paid	Payments in County
Avoyelles (Louisiana)	91	<u>Claimant Type</u>	<u>Claims Paid</u>	<u>Amount Paid</u>	Payments in County  <ul style="list-style-type: none"> ■ Resident ■ Loss ■ Both
		Resident of County	12	\$137,200.00	
		Resident and Loss in County	12	\$666,800.00	
		Claim Loss in County	2	\$38,200.00	
Totals:	26	\$842,200.00			
Beauregard (Louisiana)	21	<u>Claimant Type</u>	<u>Claims Paid</u>	<u>Amount Paid</u>	Payments in County  <ul style="list-style-type: none"> ■ Resident ■ Both
		Resident of County	3	\$135,200.00	
		Resident and Loss in County	4	\$76,000.00	
		Totals:	7	\$211,200.00	
Bossier (Louisiana)	40	<u>Claimant Type</u>	<u>Claims Paid</u>	<u>Amount Paid</u>	Payments in County  <ul style="list-style-type: none"> ■ Resident
		Resident of County	5	\$62,500.00	
		Totals:	5	\$62,500.00	
Caddo (Louisiana)	92	<u>Claimant Type</u>	<u>Claims Paid</u>	<u>Amount Paid</u>	Payments in County  <ul style="list-style-type: none"> ■ Resident
		Resident of County	12	\$124,200.00	
		Totals:	12	\$124,200.00	
Calcasieu (Louisiana)	682	<u>Claimant Type</u>	<u>Claims Paid</u>	<u>Amount Paid</u>	Payments in County  <ul style="list-style-type: none"> ■ Resident ■ Loss ■ Both
		Resident of County	114	\$2,976,000.00	
		Resident and Loss in County	92	\$2,215,400.00	
		Claim Loss in County	20	\$422,100.00	
		Totals:	226	\$5,613,500.00	

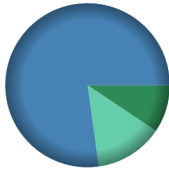




GCCF Program Statistics - Overall Summary

(as of October 30, 2010, 5:05 PM ET)

County (Louisiana)	Total Claims	Claimant Type	Claims Paid	Amount Paid	Payments in County
Caldwell	6	<u>Claimant Type</u>	<u>Claims Paid</u>	<u>Amount Paid</u>	Payments in County  <ul style="list-style-type: none"> Resident
		Resident of County	2	\$7,300.00	
		Totals:	2	\$7,300.00	
		Cameron	338	<u>Claimant Type</u>	
Resident of County	20			\$514,400.00	
Resident and Loss in County	128			\$3,603,700.00	
Claim Loss in County	83			\$2,196,400.00	
Totals:	231			\$6,314,500.00	
Claiborne	3	<u>Claimant Type</u>	<u>Claims Paid</u>	<u>Amount Paid</u>	Payments in County  <ul style="list-style-type: none"> Loss
		Claim Loss in County	1	\$80,400.00	
		Totals:	1	\$80,400.00	
Concordia	36	<u>Claimant Type</u>	<u>Claims Paid</u>	<u>Amount Paid</u>	Payments in County  <ul style="list-style-type: none"> Resident Both
		Resident of County	3	\$155,700.00	
		Resident and Loss in County	2	\$70,000.00	
		Totals:	5	\$225,700.00	
E. Baton Rouge	2,404	<u>Claimant Type</u>	<u>Claims Paid</u>	<u>Amount Paid</u>	Payments in County  <ul style="list-style-type: none"> Resident Loss Both
		Resident of County	157	\$2,800,100.00	
		Resident and Loss in County	47	\$1,386,200.00	
		Claim Loss in County	12	\$219,600.00	
		Totals:	216	\$4,405,900.00	

GCCF Program Statistics - Overall Summary

(as of October 30, 2010, 5:05 PM ET)

Claimant	Count	Claimant Type	Claims Paid	Amount Paid	Payments in County
E. Feliciana (Louisiana)	33	<u>Claimant Type</u>	<u>Claims Paid</u>	<u>Amount Paid</u>	Payments in County  <ul style="list-style-type: none"> ■ Resident ■ Loss ■ Both
		Resident of County	1	\$14,000.00	
		Resident and Loss in County	3	\$115,000.00	
		Claim Loss in County	1	\$20,000.00	
Totals:	5	\$149,000.00			
Evangeline (Louisiana)	52	<u>Claimant Type</u>	<u>Claims Paid</u>	<u>Amount Paid</u>	Payments in County  <ul style="list-style-type: none"> ■ Resident ■ Both
		Resident of County	5	\$103,900.00	
		Resident and Loss in County	4	\$70,300.00	
		Totals:	9	\$174,200.00	
Franklin (Louisiana)	8	<u>Claimant Type</u>	<u>Claims Paid</u>	<u>Amount Paid</u>	Payments in County  <ul style="list-style-type: none"> ■ Resident
		Resident of County	3	\$35,200.00	
		Totals:	3	\$35,200.00	
Grant (Louisiana)	14	<u>Claimant Type</u>	<u>Claims Paid</u>	<u>Amount Paid</u>	Payments in County  <ul style="list-style-type: none"> ■ Resident ■ Loss
		Resident of County	1	\$15,500.00	
		Claim Loss in County	1	\$10,000.00	
		Totals:	2	\$25,500.00	
Iberia (Louisiana)	1,035	<u>Claimant Type</u>	<u>Claims Paid</u>	<u>Amount Paid</u>	Payments in County  <ul style="list-style-type: none"> ■ Resident ■ Loss ■ Both
		Resident of County	107	\$3,271,800.00	
		Resident and Loss in County	227	\$5,756,800.00	
		Claim Loss in County	106	\$2,585,700.00	
		Totals:	440	\$11,614,300.00	

GCCF Program Statistics - Overall Summary

(as of October 30, 2010, 5:05 PM ET)

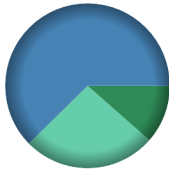
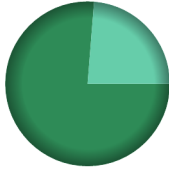
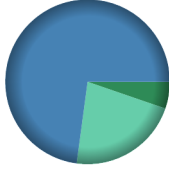
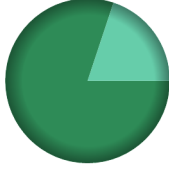

County (Louisiana)	Total Claims	Claimant Type	Claims Paid	Amount Paid	Payments in County
Iberville (Louisiana)	251	<u>Claimant Type</u>	<u>Claims Paid</u>	<u>Amount Paid</u>	
		Resident of County	10	\$271,700.00	
		Resident and Loss in County	44	\$777,200.00	
		Claim Loss in County	5	\$130,300.00	
Totals:	59	\$1,179,200.00			
Jackson (Louisiana)	2	<u>Claimant Type</u>	<u>Claims Paid</u>	<u>Amount Paid</u>	
		Resident of County	1	\$18,600.00	
		Resident and Loss in County	1	\$4,500.00	
		Totals:	2	\$23,100.00	
Jefferson (Louisiana)	46,295	<u>Claimant Type</u>	<u>Claims Paid</u>	<u>Amount Paid</u>	
		Resident of County	2,920	\$37,994,200.00	
		Resident and Loss in County	4,908	\$82,916,300.00	
		Claim Loss in County	2,026	\$25,553,500.00	
Totals:	9,854	\$146,464,000.00			
Jefferson Davis (Louisiana)	44	<u>Claimant Type</u>	<u>Claims Paid</u>	<u>Amount Paid</u>	
		Resident of County	5	\$53,700.00	
		Resident and Loss in County	8	\$231,500.00	
		Claim Loss in County	2	\$65,000.00	
Totals:	15	\$350,200.00			
Lafayette (Louisiana)	1,303	<u>Claimant Type</u>	<u>Claims Paid</u>	<u>Amount Paid</u>	
		Resident of County	198	\$4,807,800.00	
		Resident and Loss in County	130	\$3,705,000.00	
		Claim Loss in County	79	\$1,874,800.00	
Totals:	407	\$10,387,600.00			

GCCF Program Statistics - Overall Summary (as of October 30, 2010, 5:05 PM ET)



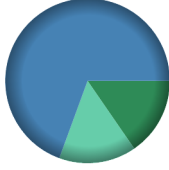
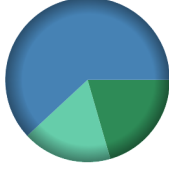

County (Louisiana)	Total Claims	Claimant Type	Claims Paid	Amount Paid	Payments in County
Lafourche	2,947	<u>Claimant Type</u>	<u>Claims Paid</u>	<u>Amount Paid</u>	
		Resident of County	187	\$3,753,100.00	
		Resident and Loss in County	1,001	\$33,968,400.00	
		Claim Loss in County	266	\$4,907,900.00	
Totals:		1,454	\$42,629,400.00		
Lincoln	26	<u>Claimant Type</u>	<u>Claims Paid</u>	<u>Amount Paid</u>	
		Resident of County	4	\$133,100.00	
		Totals:	4	\$133,100.00	
Livingston	317	<u>Claimant Type</u>	<u>Claims Paid</u>	<u>Amount Paid</u>	
		Resident of County	42	\$996,100.00	
		Resident and Loss in County	21	\$856,400.00	
		Claim Loss in County	5	\$95,000.00	
Totals:		68	\$1,947,500.00		
Madison	5	<u>Claimant Type</u>	<u>Claims Paid</u>	<u>Amount Paid</u>	
		Resident of County	1	\$16,200.00	
		Totals:	1	\$16,200.00	
Natchitoches	20	<u>Claimant Type</u>	<u>Claims Paid</u>	<u>Amount Paid</u>	
		Resident of County	3	\$61,000.00	
		Resident and Loss in County	2	\$48,400.00	
		Totals:	5	\$109,400.00	

GCCF Program Statistics - Overall Summary

(as of October 30, 2010, 5:05 PM ET)

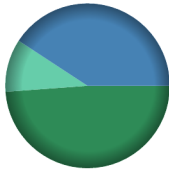
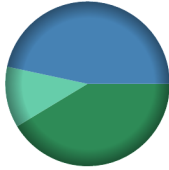
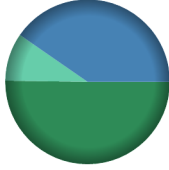
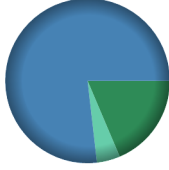
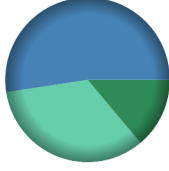
Parish (Louisiana)	Total Claims	Claimant Type	Claims Paid	Amount Paid	Payments in County
Orleans (Louisiana)	55,187	<u>Claimant Type</u>	<u>Claims Paid</u>	<u>Amount Paid</u>	 <ul style="list-style-type: none"> ■ Resident ■ Loss ■ Both
		Resident of County	1,688	\$18,802,800.00	
		Resident and Loss in County	8,721	\$102,100,400.00	
		Claim Loss in County	3,440	\$42,835,300.00	
Totals:			13,849	\$163,738,500.00	
Ouachita (Louisiana)	99	<u>Claimant Type</u>	<u>Claims Paid</u>	<u>Amount Paid</u>	 <ul style="list-style-type: none"> ■ Resident ■ Both
		Resident of County	24	\$336,000.00	
		Resident and Loss in County	4	\$104,600.00	
		Totals:			
Plaquemines (Louisiana)	4,480	<u>Claimant Type</u>	<u>Claims Paid</u>	<u>Amount Paid</u>	 <ul style="list-style-type: none"> ■ Resident ■ Loss ■ Both
		Resident of County	146	\$4,349,300.00	
		Resident and Loss in County	1,080	\$60,165,800.00	
		Claim Loss in County	618	\$18,041,100.00	
Totals:			1,844	\$82,556,200.00	
Pointe Coupee (Louisiana)	35	<u>Claimant Type</u>	<u>Claims Paid</u>	<u>Amount Paid</u>	 <ul style="list-style-type: none"> ■ Resident ■ Both
		Resident of County	4	\$120,800.00	
		Resident and Loss in County	2	\$30,000.00	
		Totals:			
Rapides (Louisiana)	184	<u>Claimant Type</u>	<u>Claims Paid</u>	<u>Amount Paid</u>	 <ul style="list-style-type: none"> ■ Resident ■ Both
		Resident of County	19	\$354,200.00	
		Resident and Loss in County	5	\$309,800.00	
		Totals:			

GCCF Program Statistics - Overall Summary (as of October 30, 2010, 5:05 PM ET)

County (Louisiana)	Total Claims	Claimant Type	Claims Paid	Amount Paid	Payments in County
Richland	5	<u>Claimant Type</u>	<u>Claims Paid</u>	<u>Amount Paid</u>	Payments in County  <ul style="list-style-type: none"> Resident
		Resident of County	3	\$114,400.00	
		Totals:	3	\$114,400.00	
Sabine	8	<u>Claimant Type</u>	<u>Claims Paid</u>	<u>Amount Paid</u>	Payments in County  <ul style="list-style-type: none"> Resident
		Resident of County	1	\$16,800.00	
		Totals:	1	\$16,800.00	
St. Bernard	4,708	<u>Claimant Type</u>	<u>Claims Paid</u>	<u>Amount Paid</u>	Payments in County  <ul style="list-style-type: none"> Resident Loss Both
		Resident of County	377	\$5,039,200.00	
		Resident and Loss in County	728	\$22,719,000.00	
		Claim Loss in County	211	\$4,971,400.00	
		Totals:	1,316	\$32,729,600.00	
St. Charles	3,329	<u>Claimant Type</u>	<u>Claims Paid</u>	<u>Amount Paid</u>	Payments in County  <ul style="list-style-type: none"> Resident Loss Both
		Resident of County	199	\$2,369,100.00	
		Resident and Loss in County	267	\$7,144,400.00	
		Claim Loss in County	140	\$2,029,200.00	
		Totals:	606	\$11,542,700.00	
St. Helena	34	<u>Claimant Type</u>	<u>Claims Paid</u>	<u>Amount Paid</u>	Payments in County  <ul style="list-style-type: none"> Resident Loss
		Resident of County	3	\$50,500.00	
		Claim Loss in County	1	\$25,000.00	
		Totals:	4	\$75,500.00	

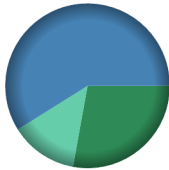
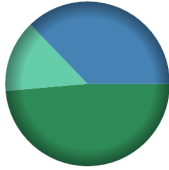
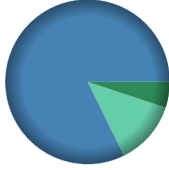
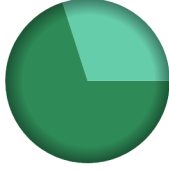

GCCF Program Statistics - Overall Summary

(as of October 30, 2010, 5:05 PM ET)

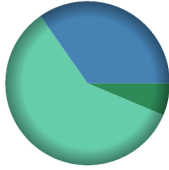




Parish (Louisiana)	Total Claims	Claimant Type	Claims Paid	Amount Paid	Payments in County
St. James	779	Resident of County	13	\$241,400.00	 <ul style="list-style-type: none"> ■ Resident ■ Loss ■ Both
		Resident and Loss in County	8	\$201,500.00	
		Claim Loss in County	1	\$51,300.00	
		Totals:	22	\$494,200.00	
St. John The Baptist	4,087	Resident of County	172	\$1,668,500.00	 <ul style="list-style-type: none"> ■ Resident ■ Loss ■ Both
		Resident and Loss in County	107	\$1,881,600.00	
		Claim Loss in County	45	\$483,600.00	
		Totals:	324	\$4,033,700.00	
St. Landry	192	Resident of County	22	\$556,500.00	 <ul style="list-style-type: none"> ■ Resident ■ Loss ■ Both
		Resident and Loss in County	15	\$447,200.00	
		Claim Loss in County	4	\$104,300.00	
		Totals:	41	\$1,108,000.00	
St. Martin	580	Resident of County	51	\$1,031,200.00	 <ul style="list-style-type: none"> ■ Resident ■ Loss ■ Both
		Resident and Loss in County	198	\$4,256,250.00	
		Claim Loss in County	19	\$253,000.00	
		Totals:	268	\$5,540,450.00	
St. Mary	1,348	Resident of County	100	\$2,233,000.00	 <ul style="list-style-type: none"> ■ Resident ■ Loss ■ Both
		Resident and Loss in County	329	\$8,426,400.00	
		Claim Loss in County	165	\$5,419,700.00	
		Totals:	594	\$16,079,100.00	

GCCF Program Statistics - Overall Summary

(as of October 30, 2010, 5:05 PM ET)


County (Louisiana)	Total Claims	Claimant Type	Claims Paid	Amount Paid	Payments in County
St. Tammany	6,133	<u>Claimant Type</u>	<u>Claims Paid</u>	<u>Amount Paid</u>	 <ul style="list-style-type: none"> ■ Resident ■ Loss ■ Both
		Resident of County	582	\$9,819,700.00	
		Resident and Loss in County	896	\$20,763,200.00	
		Claim Loss in County	290	\$4,671,765.00	
Totals:			1,768	\$35,254,665.00	
Tangipahoa	1,396	<u>Claimant Type</u>	<u>Claims Paid</u>	<u>Amount Paid</u>	 <ul style="list-style-type: none"> ■ Resident ■ Loss ■ Both
		Resident of County	117	\$2,501,100.00	
		Resident and Loss in County	90	\$1,913,700.00	
		Claim Loss in County	23	\$728,700.00	
Totals:			230	\$5,143,500.00	
Terrebonne	4,984	<u>Claimant Type</u>	<u>Claims Paid</u>	<u>Amount Paid</u>	 <ul style="list-style-type: none"> ■ Resident ■ Loss ■ Both
		Resident of County	159	\$3,495,700.00	
		Resident and Loss in County	2,057	\$56,580,400.00	
		Claim Loss in County	360	\$8,698,700.00	
Totals:			2,576	\$68,774,800.00	
Union	9	<u>Claimant Type</u>	<u>Claims Paid</u>	<u>Amount Paid</u>	 <ul style="list-style-type: none"> ■ Resident ■ Both
		Resident of County	2	\$95,500.00	
		Resident and Loss in County	1	\$40,800.00	
Totals:			3	\$136,300.00	
Unknown	279	<u>Claimant Type</u>	<u>Claims Paid</u>	<u>Amount Paid</u>	 <ul style="list-style-type: none"> ■ Resident
		Resident of County	52	\$933,200.00	
Totals:			52	\$933,200.00	

GCCF Program Statistics - Overall Summary (as of October 30, 2010, 5:05 PM ET)

County (Louisiana)	Total Claims	Claimant Type	Claims Paid	Amount Paid	Payments in County
Vermilion (Louisiana)	1,210	<u>Claimant Type</u>	<u>Claims Paid</u>	<u>Amount Paid</u>	 <ul style="list-style-type: none"> ■ Resident ■ Loss ■ Both
		Resident of County	110	\$2,401,300.00	
		Resident and Loss in County	549	\$13,100,700.00	
		Claim Loss in County	167	\$22,276,600.00	
Totals:	826	\$37,778,600.00			
Vernon (Louisiana)	18	<u>Claimant Type</u>	<u>Claims Paid</u>	<u>Amount Paid</u>	 <ul style="list-style-type: none"> ■ Resident ■ Loss
		Resident of County	1	\$10,000.00	
		Claim Loss in County	3	\$124,000.00	
Totals:	4	\$134,000.00			
W. Baton Rouge (Louisiana)	102	<u>Claimant Type</u>	<u>Claims Paid</u>	<u>Amount Paid</u>	 <ul style="list-style-type: none"> ■ Loss ■ Both
		Resident and Loss in County	1	\$28,100.00	
		Claim Loss in County	1	\$3,700.00	
Totals:	2	\$31,800.00			
W. Feliciana (Louisiana)	18	<u>Claimant Type</u>	<u>Claims Paid</u>	<u>Amount Paid</u>	 <ul style="list-style-type: none"> ■ Resident
		Resident of County	1	\$8,000.00	
Totals:	1	\$8,000.00			
Washington (Louisiana)	223	<u>Claimant Type</u>	<u>Claims Paid</u>	<u>Amount Paid</u>	 <ul style="list-style-type: none"> ■ Resident ■ Loss ■ Both
		Resident of County	20	\$591,900.00	
		Resident and Loss in County	12	\$554,600.00	
		Claim Loss in County	1	\$9,000.00	
Totals:	33	\$1,155,500.00			

GCCF Program Statistics - Overall Summary

(as of October 30, 2010, 5:05 PM ET)

County	Total Claims	Claimant Type	Claims Paid	Amount Paid	Payments in County
Webster (Louisiana)	8	<u>Claimant Type</u>	<u>Claims Paid</u>	<u>Amount Paid</u>	Payments in County  Resident
		Resident of County	1	\$91,000.00	
		Totals:	1	\$91,000.00	
Amite (Mississippi)	24	<u>Claimant Type</u>	<u>Claims Paid</u>	<u>Amount Paid</u>	Payments in County  Resident
		Resident of County	1	\$22,100.00	
		Totals:	1	\$22,100.00	
Calhoun (Mississippi)	4	<u>Claimant Type</u>	<u>Claims Paid</u>	<u>Amount Paid</u>	Payments in County  Resident
		Resident of County	1	\$55,000.00	
		Totals:	1	\$55,000.00	
Chickasaw (Mississippi)	1	<u>Claimant Type</u>	<u>Claims Paid</u>	<u>Amount Paid</u>	Payments in County  Resident
		Resident of County	1	\$6,000.00	
		Totals:	1	\$6,000.00	
Claiborne (Mississippi)	10	<u>Claimant Type</u>	<u>Claims Paid</u>	<u>Amount Paid</u>	Payments in County  Resident
		Resident of County	1	\$17,600.00	
		Totals:	1	\$17,600.00	

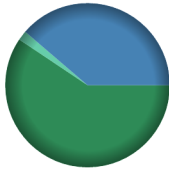

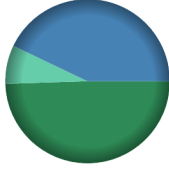

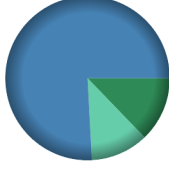
GCCF Program Statistics - Overall Summary

(as of October 30, 2010, 5:05 PM ET)

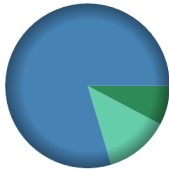
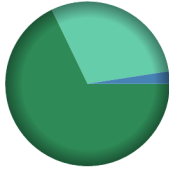
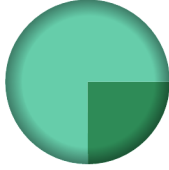

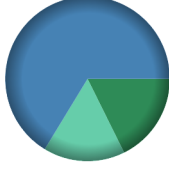
County	Total	Claimant Type	Claims Paid	Amount Paid	Payments in County
Clarke (Mississippi)	53	<u>Claimant Type</u>	<u>Claims Paid</u>	<u>Amount Paid</u>	Payments in County  Resident
		Resident of County	4	\$112,900.00	
		Totals:	4	\$112,900.00	
Coahoma (Mississippi)	5	<u>Claimant Type</u>	<u>Claims Paid</u>	<u>Amount Paid</u>	Payments in County  Resident
		Resident of County	1	\$35,000.00	
		Totals:	1	\$35,000.00	
Copiah (Mississippi)	20	<u>Claimant Type</u>	<u>Claims Paid</u>	<u>Amount Paid</u>	Payments in County  Resident
		Resident of County	1	\$20,000.00	
		Totals:	1	\$20,000.00	
Covington (Mississippi)	96	<u>Claimant Type</u>	<u>Claims Paid</u>	<u>Amount Paid</u>	Payments in County  Resident
		Resident of County	2	\$39,400.00	
		Totals:	2	\$39,400.00	
Desoto (Mississippi)	34	<u>Claimant Type</u>	<u>Claims Paid</u>	<u>Amount Paid</u>	Payments in County  Resident
		Resident of County	15	\$171,100.00	
		Totals:	15	\$171,100.00	

GCCF Program Statistics - Overall Summary

(as of October 30, 2010, 5:05 PM ET)


County	Total Claims	Claimant Type	Claims Paid	Amount Paid	Payments in County
Forrest (Mississippi)	799	<u>Claimant Type</u>	<u>Claims Paid</u>	<u>Amount Paid</u>	 <ul style="list-style-type: none"> ■ Resident ■ Loss ■ Both
		Resident of County	48	\$665,600.00	
		Resident and Loss in County	15	\$433,500.00	
		Claim Loss in County	4	\$21,200.00	
Totals:			67	\$1,120,300.00	
Franklin (Mississippi)	12	<u>Claimant Type</u>	<u>Claims Paid</u>	<u>Amount Paid</u>	 <ul style="list-style-type: none"> ■ Resident ■ Loss
		Resident of County	1	\$7,500.00	
		Claim Loss in County	1	\$14,600.00	
		Totals:			
George (Mississippi)	385	<u>Claimant Type</u>	<u>Claims Paid</u>	<u>Amount Paid</u>	 <ul style="list-style-type: none"> ■ Resident ■ Loss ■ Both
		Resident of County	51	\$781,700.00	
		Resident and Loss in County	20	\$677,300.00	
		Claim Loss in County	6	\$120,300.00	
Totals:			77	\$1,579,300.00	
Greene (Mississippi)	104	<u>Claimant Type</u>	<u>Claims Paid</u>	<u>Amount Paid</u>	 <ul style="list-style-type: none"> ■ Resident ■ Both
		Resident of County	5	\$52,800.00	
		Resident and Loss in County	5	\$31,900.00	
		Totals:			
Hancock (Mississippi)	2,825	<u>Claimant Type</u>	<u>Claims Paid</u>	<u>Amount Paid</u>	 <ul style="list-style-type: none"> ■ Resident ■ Loss ■ Both
		Resident of County	160	\$2,489,700.00	
		Resident and Loss in County	627	\$14,735,400.00	
		Claim Loss in County	117	\$2,204,000.00	
Totals:			904	\$19,429,100.00	

GCCF Program Statistics - Overall Summary (as of October 30, 2010, 5:05 PM ET)

County (Mississippi)	Total Claims	Claimant Type	Claims Paid	Amount Paid	Payments in County			
Harrison (Mississippi)	22,029	<u>Claimant Type</u>	<u>Claims Paid</u>	<u>Amount Paid</u>	 <ul style="list-style-type: none"> ■ Resident ■ Loss ■ Both 			
		Resident of County	450	\$6,872,736.50				
		Resident and Loss in County	4,379	\$70,734,300.00				
		Claim Loss in County	817	\$11,206,200.00				
		Totals:	5,646	\$88,813,236.50				
Hinds (Mississippi)	170	<u>Claimant Type</u>	<u>Claims Paid</u>	<u>Amount Paid</u>	 <ul style="list-style-type: none"> ■ Resident ■ Loss ■ Both 			
		Resident of County	17	\$169,000.00				
		Resident and Loss in County	2	\$6,100.00				
		Claim Loss in County	4	\$74,000.00				
		Totals:	23	\$249,100.00				
Humphreys (Mississippi)	3	<u>Claimant Type</u>	<u>Claims Paid</u>	<u>Amount Paid</u>	 <ul style="list-style-type: none"> ■ Resident ■ Loss 			
		Resident of County	1	\$9,300.00				
		Claim Loss in County	1	\$28,000.00				
		Totals:	2	\$37,300.00				
		Itawamba (Mississippi)	1	<u>Claimant Type</u>		<u>Claims Paid</u>	<u>Amount Paid</u>	 <ul style="list-style-type: none"> ■ Resident
Resident of County	1			\$6,000.00				
Totals:	1			\$6,000.00				
Jackson (Mississippi)	9,903			<u>Claimant Type</u>	<u>Claims Paid</u>	<u>Amount Paid</u>	 <ul style="list-style-type: none"> ■ Resident ■ Loss ■ Both 	
				Resident of County	582	\$7,468,400.00		
		Resident and Loss in County	1,208	\$28,015,400.00				
		Claim Loss in County	454	\$6,773,800.00				
		Totals:	2,244	\$42,257,600.00				

GCCF Program Statistics - Overall Summary

(as of October 30, 2010, 5:05 PM ET)

County (Mississippi)	Total Claims	Claimant Type	Claims Paid	Amount Paid	Payments in County
Jasper (Mississippi)	60	<u>Claimant Type</u>	<u>Claims Paid</u>	<u>Amount Paid</u>	Payments in County  <ul style="list-style-type: none"> Both
		Resident and Loss in County	1	\$25,500.00	
		Totals:	1	\$25,500.00	
Jefferson Davis (Mississippi)	121	<u>Claimant Type</u>	<u>Claims Paid</u>	<u>Amount Paid</u>	Payments in County  <ul style="list-style-type: none"> Resident
		Resident of County	1	\$7,200.00	
		Totals:	1	\$7,200.00	
Jones (Mississippi)	145	<u>Claimant Type</u>	<u>Claims Paid</u>	<u>Amount Paid</u>	Payments in County  <ul style="list-style-type: none"> Resident Both
		Resident of County	11	\$187,400.00	
		Resident and Loss in County	1	\$50,000.00	
		Totals:	12	\$237,400.00	
Kemper (Mississippi)	6	<u>Claimant Type</u>	<u>Claims Paid</u>	<u>Amount Paid</u>	Payments in County  <ul style="list-style-type: none"> Loss
		Claim Loss in County	2	\$108,800.00	
		Totals:	2	\$108,800.00	
Lafayette (Mississippi)	13	<u>Claimant Type</u>	<u>Claims Paid</u>	<u>Amount Paid</u>	Payments in County  <ul style="list-style-type: none"> Resident
		Resident of County	7	\$77,800.00	
		Totals:	7	\$77,800.00	

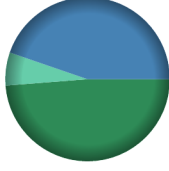
GCCF Program Statistics - Overall Summary

(as of October 30, 2010, 5:05 PM ET)

County (Mississippi)	Total Claims	Claimant Type	Claims Paid	Amount Paid	Payments in County
Lamar (Mississippi)	147	<u>Claimant Type</u>	<u>Claims Paid</u>	<u>Amount Paid</u>	 <ul style="list-style-type: none"> ■ Resident ■ Loss ■ Both
		Resident of County	11	\$153,900.00	
		Resident and Loss in County	2	\$21,500.00	
		Claim Loss in County	2	\$34,000.00	
Totals:	15	\$209,400.00			
Lauderdale (Mississippi)	64	<u>Claimant Type</u>	<u>Claims Paid</u>	<u>Amount Paid</u>	 <ul style="list-style-type: none"> ■ Resident
		Resident of County	15	\$150,100.00	
		Totals:	15	\$150,100.00	
Lawrence (Mississippi)	83	<u>Claimant Type</u>	<u>Claims Paid</u>	<u>Amount Paid</u>	 <ul style="list-style-type: none"> ■ Resident ■ Loss ■ Both
		Resident of County	2	\$21,700.00	
		Resident and Loss in County	5	\$67,500.00	
		Claim Loss in County	2	\$18,500.00	
Totals:	9	\$107,700.00			
Leake (Mississippi)	13	<u>Claimant Type</u>	<u>Claims Paid</u>	<u>Amount Paid</u>	 <ul style="list-style-type: none"> ■ Resident
		Resident of County	2	\$63,000.00	
		Totals:	2	\$63,000.00	
Lee (Mississippi)	17	<u>Claimant Type</u>	<u>Claims Paid</u>	<u>Amount Paid</u>	 <ul style="list-style-type: none"> ■ Resident
		Resident of County	8	\$88,000.00	
		Totals:	8	\$88,000.00	

GCCF Program Statistics - Overall Summary

(as of October 30, 2010, 5:05 PM ET)



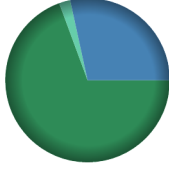

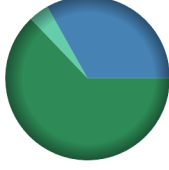
County (Mississippi)	Total Claims	Claimant Type	Claims Paid	Amount Paid	Payments in County
Leflore (Mississippi)	4	<u>Claimant Type</u>	<u>Claims Paid</u>	<u>Amount Paid</u>	Payments in County  <ul style="list-style-type: none"> Resident
		Resident of County	1	\$7,800.00	
		Totals:	1	\$7,800.00	
		Lincoln (Mississippi)	32	<u>Claimant Type</u>	
Resident of County	5			\$114,200.00	
Resident and Loss in County	1			\$22,200.00	
Claim Loss in County	1			\$100,000.00	
Totals:	7	\$236,400.00			
Lowndes (Mississippi)	31	<u>Claimant Type</u>	<u>Claims Paid</u>	<u>Amount Paid</u>	Payments in County  <ul style="list-style-type: none"> Resident Both
		Resident of County	12	\$108,100.00	
		Resident and Loss in County	1	\$2,400.00	
		Totals:	13	\$110,500.00	
Madison (Mississippi)	109	<u>Claimant Type</u>	<u>Claims Paid</u>	<u>Amount Paid</u>	Payments in County  <ul style="list-style-type: none"> Resident Both
		Resident of County	31	\$317,300.00	
		Resident and Loss in County	3	\$52,400.00	
		Totals:	34	\$369,700.00	
Marion (Mississippi)	222	<u>Claimant Type</u>	<u>Claims Paid</u>	<u>Amount Paid</u>	Payments in County  <ul style="list-style-type: none"> Resident Loss Both
		Resident of County	6	\$134,600.00	
		Resident and Loss in County	6	\$123,400.00	
		Claim Loss in County	1	\$18,000.00	
Totals:	13	\$276,000.00			

GCCF Program Statistics - Overall Summary




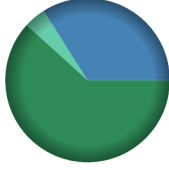
(as of October 30, 2010, 5:05 PM ET)

County	Total Claims	Claimant Type	Claims Paid	Amount Paid	Payments in County
Monroe (Mississippi)	13	<u>Claimant Type</u>	<u>Claims Paid</u>	<u>Amount Paid</u>	Payments in County  <ul style="list-style-type: none"> Resident
		Resident of County	10	\$97,800.00	
		Totals:	10	\$97,800.00	
Montgomery (Mississippi)	2	<u>Claimant Type</u>	<u>Claims Paid</u>	<u>Amount Paid</u>	Payments in County  <ul style="list-style-type: none"> Resident
		Resident of County	1	\$20,000.00	
		Totals:	1	\$20,000.00	
Neshoba (Mississippi)	33	<u>Claimant Type</u>	<u>Claims Paid</u>	<u>Amount Paid</u>	Payments in County  <ul style="list-style-type: none"> Resident Loss
		Resident of County	2	\$157,500.00	
		Claim Loss in County	1	\$42,000.00	
		Totals:	3	\$199,500.00	
Newton (Mississippi)	8	<u>Claimant Type</u>	<u>Claims Paid</u>	<u>Amount Paid</u>	Payments in County  <ul style="list-style-type: none"> Resident
		Resident of County	2	\$80,000.00	
		Totals:	2	\$80,000.00	
Noxubee (Mississippi)	12	<u>Claimant Type</u>	<u>Claims Paid</u>	<u>Amount Paid</u>	Payments in County  <ul style="list-style-type: none"> Resident
		Resident of County	1	\$8,800.00	
		Totals:	1	\$8,800.00	



GCCF Program Statistics - Overall Summary (as of October 30, 2010, 5:05 PM ET)

County (Mississippi)	Total Claims	Claimant Type	Claims Paid	Amount Paid	Payments in County
Oktibbeha	19	<u>Claimant Type</u>	<u>Claims Paid</u>	<u>Amount Paid</u>	Payments in County  Resident
		Resident of County	8	\$98,800.00	
		Totals:	8	\$98,800.00	
Panola	5	<u>Claimant Type</u>	<u>Claims Paid</u>	<u>Amount Paid</u>	Payments in County  Resident
		Resident of County	2	\$14,700.00	
		Totals:	2	\$14,700.00	
Pearl River	794	<u>Claimant Type</u>	<u>Claims Paid</u>	<u>Amount Paid</u>	Payments in County  Resident Loss Both
		Resident of County	105	\$1,391,000.00	
		Resident and Loss in County	18	\$569,300.00	
		Claim Loss in County	1	\$44,000.00	
		Totals:	124	\$2,004,300.00	
Perry	55	<u>Claimant Type</u>	<u>Claims Paid</u>	<u>Amount Paid</u>	Payments in County  Resident Both
		Resident of County	3	\$78,600.00	
		Resident and Loss in County	3	\$44,200.00	
		Totals:	6	\$122,800.00	
Pike	163	<u>Claimant Type</u>	<u>Claims Paid</u>	<u>Amount Paid</u>	Payments in County  Resident Loss Both
		Resident of County	17	\$189,900.00	
		Resident and Loss in County	1	\$100,000.00	
		Claim Loss in County	1	\$12,000.00	
		Totals:	19	\$301,900.00	

GCCF Program Statistics - Overall Summary (as of October 30, 2010, 5:05 PM ET)

Rankin (Mississippi)	95	Claimant Type	Claims Paid	Amount Paid	Payments in County
		Resident of County	26	\$453,300.00	 <ul style="list-style-type: none"> Resident Loss
		Claim Loss in County	1	\$2,000.00	
		Totals:	27	\$455,300.00	
Scott (Mississippi)	23	Claimant Type	Claims Paid	Amount Paid	Payments in County
		Resident of County	7	\$68,700.00	 <ul style="list-style-type: none"> Resident
		Totals:	7	\$68,700.00	
Sharkey (Mississippi)	1	Claimant Type	Claims Paid	Amount Paid	Payments in County
		Resident of County	1	\$4,800.00	 <ul style="list-style-type: none"> Resident
		Totals:	1	\$4,800.00	
Simpson (Mississippi)	42	Claimant Type	Claims Paid	Amount Paid	Payments in County
		Resident of County	4	\$42,700.00	 <ul style="list-style-type: none"> Resident Both
		Resident and Loss in County	1	\$30,800.00	
		Totals:	5	\$73,500.00	
Stone (Mississippi)	595	Claimant Type	Claims Paid	Amount Paid	Payments in County
		Resident of County	75	\$1,282,200.00	 <ul style="list-style-type: none"> Resident Loss Both
		Resident and Loss in County	17	\$705,000.00	
		Claim Loss in County	6	\$89,000.00	
		Totals:	98	\$2,076,200.00	

GCCF Program Statistics - Overall Summary (as of October 30, 2010, 5:05 PM ET)






County	Total Claims	Claimant Type	Claims Paid	Amount Paid	Payments in County
Sunflower (Mississippi)	15				 ■ Resident
		Resident of County	3	\$26,800.00	
		Totals:	3	\$26,800.00	
Tishomingo (Mississippi)	2				 ■ Resident
		Resident of County	1	\$2,100.00	
		Totals:	1	\$2,100.00	
Unknown (Mississippi)	100				 ■ Resident
		Resident of County	14	\$243,400.00	
		Totals:	14	\$243,400.00	
Walthall (Mississippi)	57				 ■ Resident
		Resident of County	1	\$19,400.00	
		Totals:	1	\$19,400.00	
Warren (Mississippi)	22				 ■ Resident
		Resident of County	6	\$45,900.00	
		Totals:	6	\$45,900.00	

GCCF Program Statistics - Overall Summary

(as of October 30, 2010, 5:05 PM ET)

County (Mississippi)	Total Claims	Claimant Type	Claims Paid	Amount Paid	Payments in County
Washington	15	<u>Claimant Type</u>	<u>Claims Paid</u>	<u>Amount Paid</u>	
		Resident of County	3	\$9,600.00	
		Resident and Loss in County	1	\$2,200.00	
		Totals:	4	\$11,800.00	
Wayne	108	<u>Claimant Type</u>	<u>Claims Paid</u>	<u>Amount Paid</u>	
		Resident of County	3	\$89,100.00	
		Resident and Loss in County	3	\$86,600.00	
		Claim Loss in County	1	\$5,900.00	
Totals:	7	\$181,600.00			
Webster	2	<u>Claimant Type</u>	<u>Claims Paid</u>	<u>Amount Paid</u>	
		Resident of County	1	\$3,000.00	
		Totals:	1	\$3,000.00	
Wilkinson	16	<u>Claimant Type</u>	<u>Claims Paid</u>	<u>Amount Paid</u>	
		Resident of County	1	\$8,400.00	
		Totals:	1	\$8,400.00	
Winston	25	<u>Claimant Type</u>	<u>Claims Paid</u>	<u>Amount Paid</u>	
		Resident of County	2	\$8,500.00	
		Totals:	2	\$8,500.00	

GCCF Program Statistics - Overall Summary (as of October 30, 2010, 5:05 PM ET)

County	Total Claims	Claimant Type	Claims Paid	Amount Paid	Payments in County
Yazoo (Mississippi)	4	<u>Claimant Type</u>	<u>Claims Paid</u>	<u>Amount Paid</u>	Payments in County  Resident
		Resident of County	1	\$3,300.00	
		Totals:	1	\$3,300.00	
Anderson (Texas)	1	<u>Claimant Type</u>	<u>Claims Paid</u>	<u>Amount Paid</u>	Payments in County  Resident
		Resident of County	1	\$3,300.00	
		Totals:	1	\$3,300.00	
Angelina (Texas)	9	<u>Claimant Type</u>	<u>Claims Paid</u>	<u>Amount Paid</u>	Payments in County  Resident
		Resident of County	1	\$6,500.00	
		Totals:	1	\$6,500.00	
Aransas (Texas)	52	<u>Claimant Type</u>	<u>Claims Paid</u>	<u>Amount Paid</u>	Payments in County  Loss Both
		Resident and Loss in County	8	\$155,100.00	
		Claim Loss in County	2	\$18,100.00	
		Totals:	10	\$173,200.00	
Bexar (Texas)	85	<u>Claimant Type</u>	<u>Claims Paid</u>	<u>Amount Paid</u>	Payments in County  Resident Both
		Resident of County	15	\$223,300.00	
		Resident and Loss in County	2	\$182,000.00	
		Totals:	17	\$405,300.00	


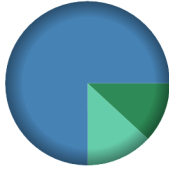



GCCF Program Statistics - Overall Summary

(as of October 30, 2010, 5:05 PM ET)

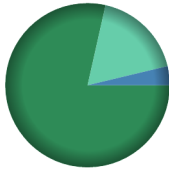




County (Texas)	Total Claims	Claimant Type	Claims Paid	Amount Paid	Payments in County
Bowie (Texas)	4	<u>Claimant Type</u>	<u>Claims Paid</u>	<u>Amount Paid</u>	Payments in County  <ul style="list-style-type: none"> Resident
		Resident of County	1	\$2,600.00	
		Totals:	1	\$2,600.00	
Brazoria (Texas)	143	<u>Claimant Type</u>	<u>Claims Paid</u>	<u>Amount Paid</u>	Payments in County  <ul style="list-style-type: none"> Resident Loss Both
		Resident of County	12	\$300,300.00	
		Resident and Loss in County	22	\$927,600.00	
		Claim Loss in County	28	\$471,400.00	
Totals:	62	\$1,699,300.00			
Brazos (Texas)	7	<u>Claimant Type</u>	<u>Claims Paid</u>	<u>Amount Paid</u>	Payments in County  <ul style="list-style-type: none"> Resident
		Resident of County	1	\$18,000.00	
		Totals:	1	\$18,000.00	
Brown (Texas)	1	<u>Claimant Type</u>	<u>Claims Paid</u>	<u>Amount Paid</u>	Payments in County  <ul style="list-style-type: none"> Resident
		Resident of County	1	\$8,600.00	
		Totals:	1	\$8,600.00	
Calhoun (Texas)	94	<u>Claimant Type</u>	<u>Claims Paid</u>	<u>Amount Paid</u>	Payments in County  <ul style="list-style-type: none"> Resident Loss Both
		Resident of County	6	\$354,600.00	
		Resident and Loss in County	5	\$441,100.00	
		Claim Loss in County	22	\$259,900.00	
Totals:	33	\$1,055,600.00			

GCCF Program Statistics - Overall Summary

(as of October 30, 2010, 5:05 PM ET)


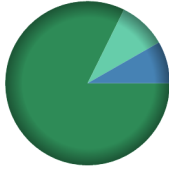
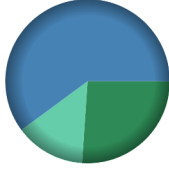
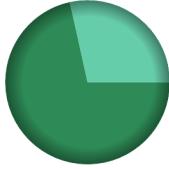

County (Texas)	Total Claims	Claimant Type	Claims Paid	Amount Paid	Payments in County
Cameron	194	<u>Claimant Type</u>	<u>Claims Paid</u>	<u>Amount Paid</u>	Payments in County  <ul style="list-style-type: none"> Resident Both
		Resident of County	9	\$236,800.00	
		Resident and Loss in County	35	\$902,200.00	
		Totals:	44	\$1,139,000.00	
Chambers	48	<u>Claimant Type</u>	<u>Claims Paid</u>	<u>Amount Paid</u>	Payments in County  <ul style="list-style-type: none"> Resident Loss Both
		Resident of County	4	\$111,000.00	
		Resident and Loss in County	17	\$701,400.00	
		Claim Loss in County	6	\$122,500.00	
Totals:	27	\$934,900.00			
Cherokee	4	<u>Claimant Type</u>	<u>Claims Paid</u>	<u>Amount Paid</u>	Payments in County  <ul style="list-style-type: none"> Resident
		Resident of County	1	\$1,700.00	
Totals:	1	\$1,700.00			
Collin	78	<u>Claimant Type</u>	<u>Claims Paid</u>	<u>Amount Paid</u>	Payments in County  <ul style="list-style-type: none"> Resident Loss
		Resident of County	31	\$374,200.00	
		Claim Loss in County	3	\$102,100.00	
		Totals:	34	\$476,300.00	
Comal	15	<u>Claimant Type</u>	<u>Claims Paid</u>	<u>Amount Paid</u>	Payments in County  <ul style="list-style-type: none"> Resident
		Resident of County	8	\$181,600.00	
		Totals:	8	\$181,600.00	

GCCF Program Statistics - Overall Summary (as of October 30, 2010, 5:05 PM ET)

County (Texas)	Total Claims	Claimant Type	Claims Paid	Amount Paid	Payments in County
Dallas (Texas)	287	<u>Claimant Type</u>	<u>Claims Paid</u>	<u>Amount Paid</u>	 <ul style="list-style-type: none"> ■ Resident ■ Loss ■ Both
		Resident of County	36	\$502,500.00	
		Resident and Loss in County	1	\$24,000.00	
		Claim Loss in County	8	\$113,500.00	
Totals:	45	\$640,000.00			
Denton (Texas)	34	<u>Claimant Type</u>	<u>Claims Paid</u>	<u>Amount Paid</u>	 <ul style="list-style-type: none"> ■ Resident
		Resident of County	10	\$91,000.00	
		Totals:	10	\$91,000.00	
Ector (Texas)	2	<u>Claimant Type</u>	<u>Claims Paid</u>	<u>Amount Paid</u>	 <ul style="list-style-type: none"> ■ Resident
		Resident of County	1	\$1,500.00	
		Totals:	1	\$1,500.00	
El Paso (Texas)	5	<u>Claimant Type</u>	<u>Claims Paid</u>	<u>Amount Paid</u>	 <ul style="list-style-type: none"> ■ Resident
		Resident of County	1	\$3,700.00	
		Totals:	1	\$3,700.00	
Ellis (Texas)	7	<u>Claimant Type</u>	<u>Claims Paid</u>	<u>Amount Paid</u>	 <ul style="list-style-type: none"> ■ Resident
		Resident of County	1	\$25,000.00	
		Totals:	1	\$25,000.00	



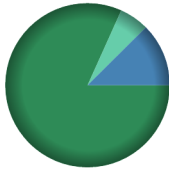


GCCF Program Statistics - Overall Summary

(as of October 30, 2010, 5:05 PM ET)

Foard (Texas)	1	<u>Claimant Type</u>	<u>Claims Paid</u>	<u>Amount Paid</u>	Payments in County
		Resident of County	1	\$13,000.00	 <ul style="list-style-type: none"> Resident
		Totals:	1	\$13,000.00	
Fort Bend (Texas)	154	<u>Claimant Type</u>	<u>Claims Paid</u>	<u>Amount Paid</u>	Payments in County
		Resident of County	30	\$1,285,600.00	 <ul style="list-style-type: none"> Resident Loss Both
		Resident and Loss in County	7	\$129,300.00	
		Claim Loss in County	6	\$147,300.00	
		Totals:	43	\$1,562,200.00	
Galveston (Texas)	1,058	<u>Claimant Type</u>	<u>Claims Paid</u>	<u>Amount Paid</u>	Payments in County
		Resident of County	120	\$3,450,100.00	 <ul style="list-style-type: none"> Resident Loss Both
		Resident and Loss in County	332	\$7,955,900.00	
		Claim Loss in County	108	\$1,825,800.00	
		Totals:	560	\$13,231,800.00	
Grayson (Texas)	4	<u>Claimant Type</u>	<u>Claims Paid</u>	<u>Amount Paid</u>	Payments in County
		Resident of County	1	\$8,300.00	 <ul style="list-style-type: none"> Resident Loss
		Claim Loss in County	1	\$3,300.00	
		Totals:	2	\$11,600.00	
Gregg (Texas)	5	<u>Claimant Type</u>	<u>Claims Paid</u>	<u>Amount Paid</u>	Payments in County
		Resident of County	3	\$25,600.00	 <ul style="list-style-type: none"> Resident
		Totals:	3	\$25,600.00	

GCCF Program Statistics - Overall Summary

(as of October 30, 2010, 5:05 PM ET)

County (Texas)	Total Claims	Claimant Type	Claims Paid	Amount Paid	Payments in County
Guadalupe (Texas)	3	<u>Claimant Type</u>	<u>Claims Paid</u>	<u>Amount Paid</u>	Payments in County  <ul style="list-style-type: none"> Resident
		Resident of County	2	\$42,600.00	
		Totals:	2	\$42,600.00	
Hardin (Texas)	10	<u>Claimant Type</u>	<u>Claims Paid</u>	<u>Amount Paid</u>	Payments in County  <ul style="list-style-type: none"> Both
		Resident and Loss in County	1	\$10,000.00	
		Totals:	1	\$10,000.00	
Harris (Texas)	2,106	<u>Claimant Type</u>	<u>Claims Paid</u>	<u>Amount Paid</u>	Payments in County  <ul style="list-style-type: none"> Resident Loss Both
		Resident of County	338	\$26,397,200.00	
		Resident and Loss in County	139	\$4,026,500.00	
		Claim Loss in County	103	\$1,877,200.00	
		Totals:	580	\$32,300,900.00	
Harrison (Texas)	2	<u>Claimant Type</u>	<u>Claims Paid</u>	<u>Amount Paid</u>	Payments in County  <ul style="list-style-type: none"> Resident
		Resident of County	1	\$10,400.00	
		Totals:	1	\$10,400.00	
Hays (Texas)	7	<u>Claimant Type</u>	<u>Claims Paid</u>	<u>Amount Paid</u>	Payments in County  <ul style="list-style-type: none"> Resident
		Resident of County	1	\$25,500.00	
		Totals:	1	\$25,500.00	

GCCF Program Statistics - Overall Summary

(as of October 30, 2010, 5:05 PM ET)





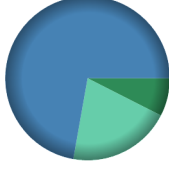
County (Texas)	Total Claims	Claimant Type	Claims Paid	Amount Paid	Payments in County
Hidalgo (Texas)	39	<u>Claimant Type</u>	<u>Claims Paid</u>	<u>Amount Paid</u>	Payments in County  <ul style="list-style-type: none"> ■ Resident ■ Loss ■ Both
		Resident of County	3	\$10,700.00	
		Resident and Loss in County	1	\$6,000.00	
		Claim Loss in County	1	\$10,300.00	
Totals:	5	\$27,000.00			
Hill (Texas)	2	<u>Claimant Type</u>	<u>Claims Paid</u>	<u>Amount Paid</u>	Payments in County  <ul style="list-style-type: none"> ■ Resident
		Resident of County	1	\$21,600.00	
		Totals:	1	\$21,600.00	
Hopkins (Texas)	2	<u>Claimant Type</u>	<u>Claims Paid</u>	<u>Amount Paid</u>	Payments in County  <ul style="list-style-type: none"> ■ Resident
		Resident of County	1	\$9,700.00	
		Totals:	1	\$9,700.00	
Jasper (Texas)	14	<u>Claimant Type</u>	<u>Claims Paid</u>	<u>Amount Paid</u>	Payments in County  <ul style="list-style-type: none"> ■ Resident
		Resident of County	5	\$190,700.00	
		Totals:	5	\$190,700.00	
Jefferson (Texas)	1,162	<u>Claimant Type</u>	<u>Claims Paid</u>	<u>Amount Paid</u>	Payments in County  <ul style="list-style-type: none"> ■ Resident ■ Loss ■ Both
		Resident of County	104	\$2,910,200.00	
		Resident and Loss in County	269	\$6,174,400.00	
		Claim Loss in County	52	\$1,248,200.00	
		Totals:	425	\$10,332,800.00	

GCCF Program Statistics - Overall Summary

(as of October 30, 2010, 5:05 PM ET)





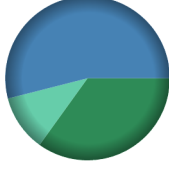
Jim Hogg (Texas)	1	<u>Claimant Type</u>	<u>Claims Paid</u>	<u>Amount Paid</u>	Payments in County  ■ Loss
		Claim Loss in County	1	\$32,400.00	
		Totals:	1	\$32,400.00	
Jim Wells (Texas)	1	<u>Claimant Type</u>	<u>Claims Paid</u>	<u>Amount Paid</u>	Payments in County  ■ Both
		Resident and Loss in County	1	\$79,900.00	
		Totals:	1	\$79,900.00	
Johnson (Texas)	12	<u>Claimant Type</u>	<u>Claims Paid</u>	<u>Amount Paid</u>	Payments in County  ■ Resident
		Resident of County	4	\$131,000.00	
		Totals:	4	\$131,000.00	
Kaufman (Texas)	6	<u>Claimant Type</u>	<u>Claims Paid</u>	<u>Amount Paid</u>	Payments in County  ■ Resident
		Resident of County	1	\$11,600.00	
		Totals:	1	\$11,600.00	
Kendall (Texas)	2	<u>Claimant Type</u>	<u>Claims Paid</u>	<u>Amount Paid</u>	Payments in County  ■ Resident
		Resident of County	2	\$15,700.00	
		Totals:	2	\$15,700.00	

GCCF Program Statistics - Overall Summary (as of October 30, 2010, 5:05 PM ET)

County (Texas)	Total Claims	Claimant Type	Claims Paid	Amount Paid	Payments in County
Kleberg (Texas)	1	<u>Claimant Type</u>	<u>Claims Paid</u>	<u>Amount Paid</u>	Payments in County  <ul style="list-style-type: none"> Resident
		Resident of County	1	\$32,400.00	
		Totals:	1	\$32,400.00	
Lamar (Texas)	1	<u>Claimant Type</u>	<u>Claims Paid</u>	<u>Amount Paid</u>	Payments in County  <ul style="list-style-type: none"> Resident
		Resident of County	1	\$3,200.00	
		Totals:	1	\$3,200.00	
Liberty (Texas)	12	<u>Claimant Type</u>	<u>Claims Paid</u>	<u>Amount Paid</u>	Payments in County  <ul style="list-style-type: none"> Resident Both
		Resident of County	2	\$31,400.00	
		Resident and Loss in County	2	\$105,000.00	
		Totals:	4	\$136,400.00	
Lubbock (Texas)	4	<u>Claimant Type</u>	<u>Claims Paid</u>	<u>Amount Paid</u>	Payments in County  <ul style="list-style-type: none"> Resident
		Resident of County	1	\$2,400.00	
		Totals:	1	\$2,400.00	
Matagorda (Texas)	203	<u>Claimant Type</u>	<u>Claims Paid</u>	<u>Amount Paid</u>	Payments in County  <ul style="list-style-type: none"> Resident Loss Both
		Resident of County	12	\$297,900.00	
		Resident and Loss in County	65	\$2,871,400.00	
		Claim Loss in County	11	\$806,400.00	
		Totals:	88	\$3,975,700.00	

GCCF Program Statistics - Overall Summary

(as of October 30, 2010, 5:05 PM ET)





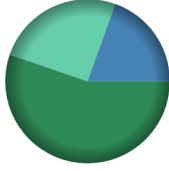
County (Texas)	Total Claims	Claimant Type	Claims Paid	Amount Paid	Payments in County
McLennan (Texas)	15	<u>Claimant Type</u>	<u>Claims Paid</u>	<u>Amount Paid</u>	Payments in County  <ul style="list-style-type: none"> Resident
		Resident of County	10	\$196,100.00	
		Totals:	10	\$196,100.00	
Milam (Texas)	1	<u>Claimant Type</u>	<u>Claims Paid</u>	<u>Amount Paid</u>	Payments in County  <ul style="list-style-type: none"> Resident
		Resident of County	1	\$5,800.00	
		Totals:	1	\$5,800.00	
Montgomery (Texas)	104	<u>Claimant Type</u>	<u>Claims Paid</u>	<u>Amount Paid</u>	Payments in County  <ul style="list-style-type: none"> Resident Both
		Resident of County	20	\$360,300.00	
		Resident and Loss in County	2	\$70,700.00	
		Totals:	22	\$431,000.00	
Nacogdoches (Texas)	17	<u>Claimant Type</u>	<u>Claims Paid</u>	<u>Amount Paid</u>	Payments in County  <ul style="list-style-type: none"> Resident Loss
		Resident of County	1	\$41,600.00	
		Claim Loss in County	4	\$250,400.00	
		Totals:	5	\$292,000.00	
Nueces (Texas)	53	<u>Claimant Type</u>	<u>Claims Paid</u>	<u>Amount Paid</u>	Payments in County  <ul style="list-style-type: none"> Resident Loss Both
		Resident of County	3	\$47,800.00	
		Resident and Loss in County	3	\$73,900.00	
		Claim Loss in County	1	\$15,200.00	
		Totals:	7	\$136,900.00	

GCCF Program Statistics - Overall Summary





(as of October 30, 2010, 5:05 PM ET)

County (Texas)	Total Claims	Claimant Type	Claims Paid	Amount Paid	Payments in County
Orange (Texas)	132				
		Resident of County	20	\$258,600.00	
		Resident and Loss in County	17	\$424,900.00	
		Claim Loss in County	5	\$127,500.00	
		Totals:	42	\$811,000.00	
Parker (Texas)	4				
		Resident of County	2	\$17,300.00	
		Totals:	2	\$17,300.00	
Polk (Texas)	5				
		Resident of County	2	\$81,700.00	
		Totals:	2	\$81,700.00	
Refugio (Texas)	1				
		Resident of County	1	\$26,900.00	
		Totals:	1	\$26,900.00	
Rockwall (Texas)	6				
		Resident of County	3	\$46,500.00	
		Totals:	3	\$46,500.00	

GCCF Program Statistics - Overall Summary (as of October 30, 2010, 5:05 PM ET)




County (Texas)	Total Claims	Claimant Type	Claims Paid	Amount Paid	Payments in County
Sabine (Texas)	2	<u>Claimant Type</u>	<u>Claims Paid</u>	<u>Amount Paid</u>	Payments in County  <ul style="list-style-type: none"> Resident
		Resident of County	1	\$40,000.00	
		Totals:	1	\$40,000.00	
San Jacinto (Texas)	6	<u>Claimant Type</u>	<u>Claims Paid</u>	<u>Amount Paid</u>	Payments in County  <ul style="list-style-type: none"> Resident Loss
		Resident of County	2	\$44,600.00	
		Claim Loss in County	1	\$30,000.00	
Totals:	3	\$74,600.00			
San Patricio (Texas)	42	<u>Claimant Type</u>	<u>Claims Paid</u>	<u>Amount Paid</u>	Payments in County  <ul style="list-style-type: none"> Both
		Resident and Loss in County	4	\$127,000.00	
		Totals:	4	\$127,000.00	
Smith (Texas)	6	<u>Claimant Type</u>	<u>Claims Paid</u>	<u>Amount Paid</u>	Payments in County  <ul style="list-style-type: none"> Resident
		Resident of County	1	\$35,200.00	
		Totals:	1	\$35,200.00	
Tarrant (Texas)	188	<u>Claimant Type</u>	<u>Claims Paid</u>	<u>Amount Paid</u>	Payments in County  <ul style="list-style-type: none"> Resident Loss Both
		Resident of County	48	\$993,900.00	
		Resident and Loss in County	4	\$351,100.00	
		Claim Loss in County	7	\$453,500.00	
Totals:	59	\$1,798,500.00			

GCCF Program Statistics - Overall Summary (as of October 30, 2010, 5:05 PM ET)

County	Total Claims	Claimant Type	Claims Paid	Amount Paid	Payments in County
Travis (Texas)	68	<u>Claimant Type</u>	<u>Claims Paid</u>	<u>Amount Paid</u>	Payments in County  <ul style="list-style-type: none"> Resident Both
		Resident of County	10	\$121,400.00	
		Resident and Loss in County	1	\$15,000.00	
		Totals:	11	\$136,400.00	
Tyler (Texas)	3	<u>Claimant Type</u>	<u>Claims Paid</u>	<u>Amount Paid</u>	Payments in County  <ul style="list-style-type: none"> Resident
		Resident of County	3	\$28,000.00	
		Totals:	3	\$28,000.00	
Unknown (Texas)	16	<u>Claimant Type</u>	<u>Claims Paid</u>	<u>Amount Paid</u>	Payments in County  <ul style="list-style-type: none"> Resident
		Resident of County	2	\$86,000.00	
		Totals:	2	\$86,000.00	
Victoria (Texas)	10	<u>Claimant Type</u>	<u>Claims Paid</u>	<u>Amount Paid</u>	Payments in County  <ul style="list-style-type: none"> Resident
		Resident of County	3	\$44,700.00	
		Totals:	3	\$44,700.00	
Waller (Texas)	5	<u>Claimant Type</u>	<u>Claims Paid</u>	<u>Amount Paid</u>	Payments in County  <ul style="list-style-type: none"> Resident
		Resident of County	1	\$24,500.00	
		Totals:	1	\$24,500.00	

GCCF Program Statistics - Overall Summary

(as of October 30, 2010, 5:05 PM ET)

County (Texas)	Total Claims	Claimant Type	Claims Paid	Amount Paid	Payments in County
Wichita (Texas)	3	Resident of County	1	\$2,700.00	 ■ Resident
		Totals:	1	\$2,700.00	
Williamson (Texas)	17	Resident of County	5	\$61,500.00	 ■ Resident
		Totals:	5	\$61,500.00	
Wise (Texas)	1	Resident of County	1	\$7,600.00	 ■ Resident
		Totals:	1	\$7,600.00	