

## GCCF Program Statistics - Overall Summary

(as of October 27, 2010, 5:05 PM ET)

Claimant Status	No. of Claimants
<b>TOTAL GCCF Claimants to Date</b> <i>(Claimants may have one or more Claim Type)</i>	<b>293,350</b>
1. Claimants Paid and Approved for Payment	87,836
2. Claimants Requiring Additional Information or Documentation <i>(Claimants providing no documentation: 89,867)</i>	145,621
3. Claimants Referred to Government, Moratorium and Real Estate funds	273
4. Denied Claimants	10,497
5. Claimants Under Review (Emergency Advance Payment)	42,366
6. Claimants Under Review (for Final Claim only)	6,757

Claimants <i>(Claimants may have one or more Claim Type)</i>	No. of Claimants
1. Individual*	244,561
2. Business*	48,789
<i>*Individual v. Business classification is subject to change.</i>	
<i>Represented Claimants: 6,309</i>	
<b>Total to Date</b>	<b>293,350</b>

Claims by Emergency Or Final Payment	No. of Claims Paid or Approved for Payment	No. of Claims Paid	Amount Paid
1. Emergency Advance Payment (One Month)	8,882	8,853	\$ 88,969,575.88
2. Emergency Advance Payment (Six Months)	79,238	78,227	\$ 1,486,551,015.00
<b>Sub-Total to Date</b>	<b>88,120</b>	<b>87,080</b>	<b>\$ 1,575,520,590.88</b>

Separate Fund for Real Estate Brokers and Agents			\$ 34,500,000.00
<b>Total to Date</b>			<b>\$ 1,610,020,590.88</b>

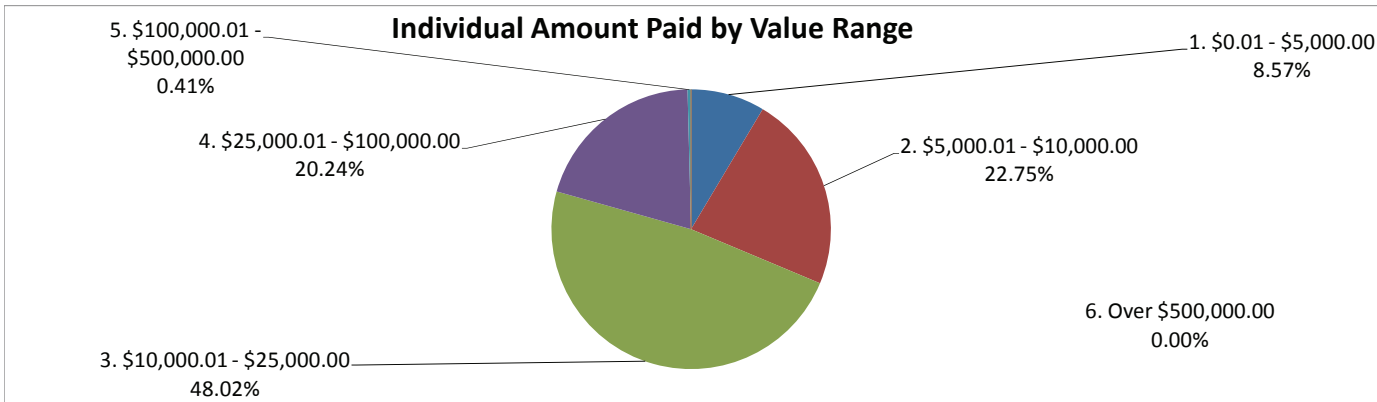
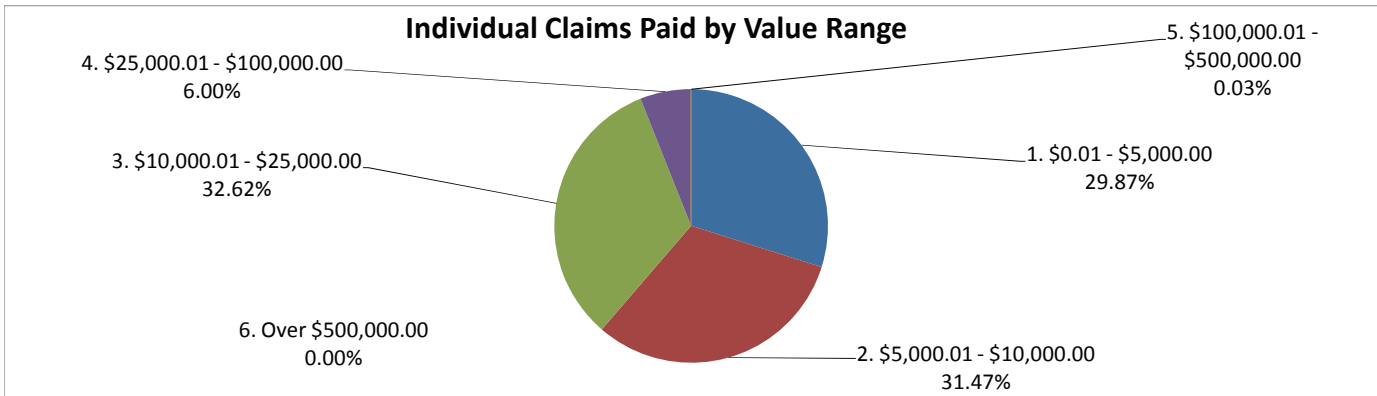
Claims by Category <i>(includes Individual and Business)</i>	No. of Claims Paid	Amount Paid
1. Removal and Clean Up Costs	0	\$ -
2. Real or Personal Property	54	\$ 297,663.38
3. Lost Earnings or Profits	87,017	\$ 1,575,205,991.00
4. Loss of Subsistence Use of Natural Resources	5	\$ 13,000.00
5. Physical Injury / Death	4	\$ 3,936.50
<b>Total to Date</b>	<b>87,080</b>	<b>\$ 1,575,520,590.88</b>

Claims by Type	No. of Claims Paid	No. of Claims Paid where Claimant Participated in BP Claims Process	No. of Claims Paid for new Claimants	Total Amount Paid
1. Individual	61,278	22,653	38,625	\$ 645,931,914.88
2. Business	25,802	20,363	5,439	\$ 929,588,676.00
<b>Total to Date</b>	<b>87,080</b>	<b>43,016</b>	<b>44,064</b>	<b>\$ 1,575,520,590.88</b>

**GCCF Program Statistics - Overall Summary**  
(as of October 27, 2010, 5:05 PM ET)

**Individual Claims by Amount**  
(Claimants may have more than one Claim Type)

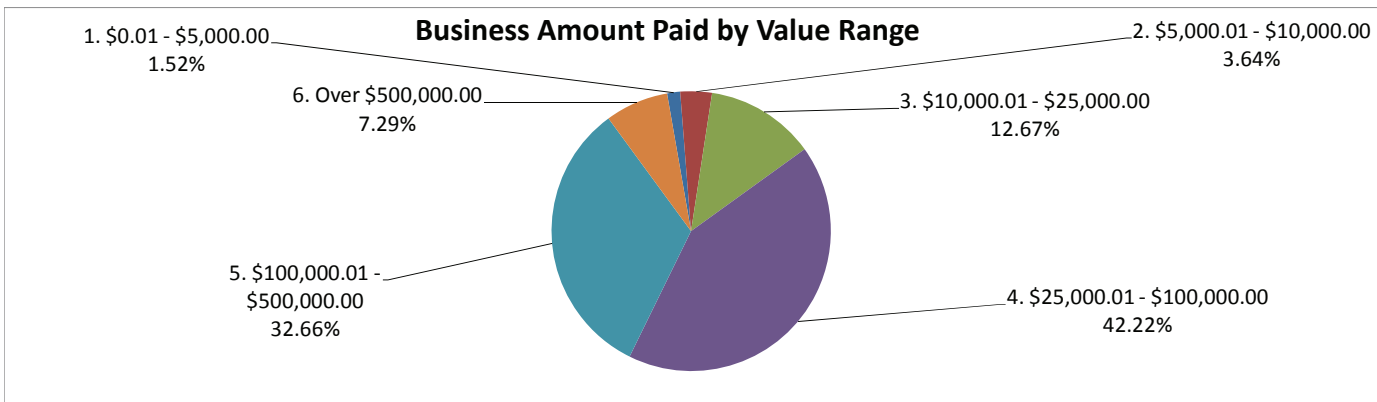
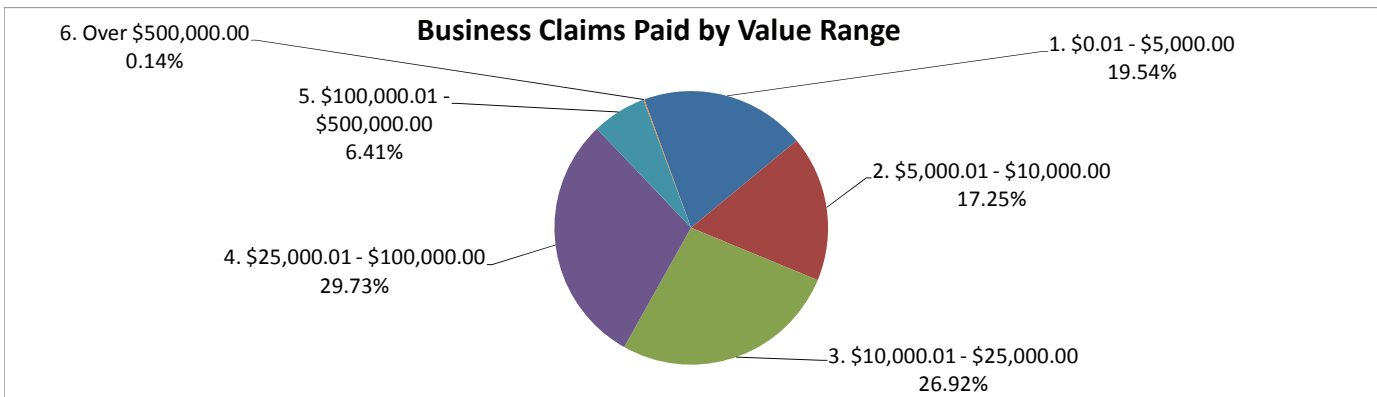
Claims by Amount	No. of Claims Paid	Amount Paid
1. \$0.01 - \$5,000.00	18306	\$ 55,348,936.50
2. \$5,000.01 - \$10,000.00	19283	\$ 146,975,700.00
3. \$10,000.01 - \$25,000.00	19990	\$ 310,203,650.00
4. \$25,000.01 - \$100,000.00	3678	\$ 130,734,528.38
5. \$100,000.01 - \$500,000.00	21	\$ 2,669,100.00
6. Over \$500,000.00	0	\$ -
<b>Total to Date</b>	<b>61,278</b>	<b>\$ 645,931,914.88</b>



**GCCF Program Statistics - Overall Summary**  
(as of October 27, 2010, 5:05 PM ET)

**Business Claims by Amount**  
(Claimants may have more than one Claim Type)

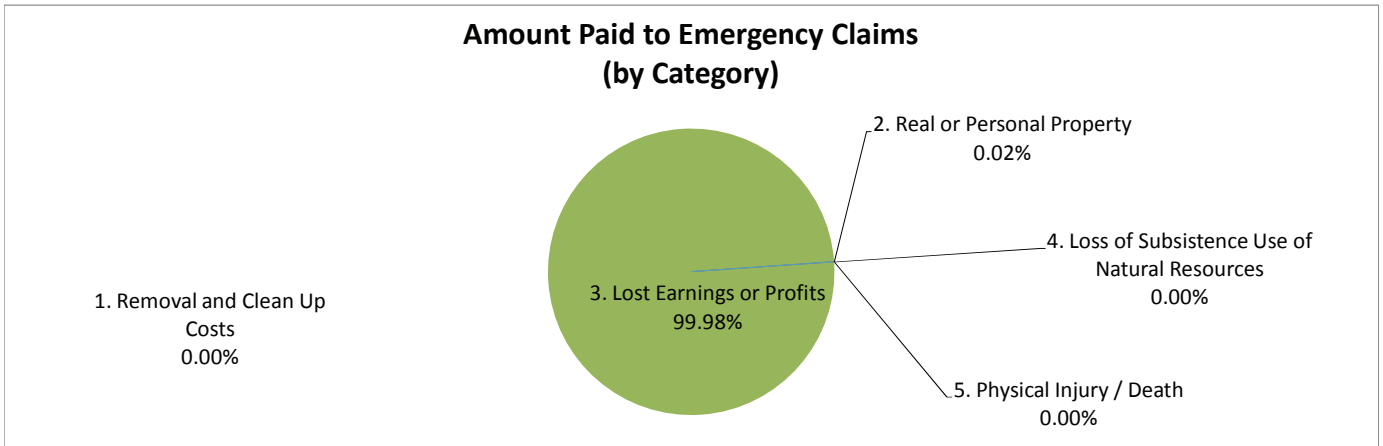
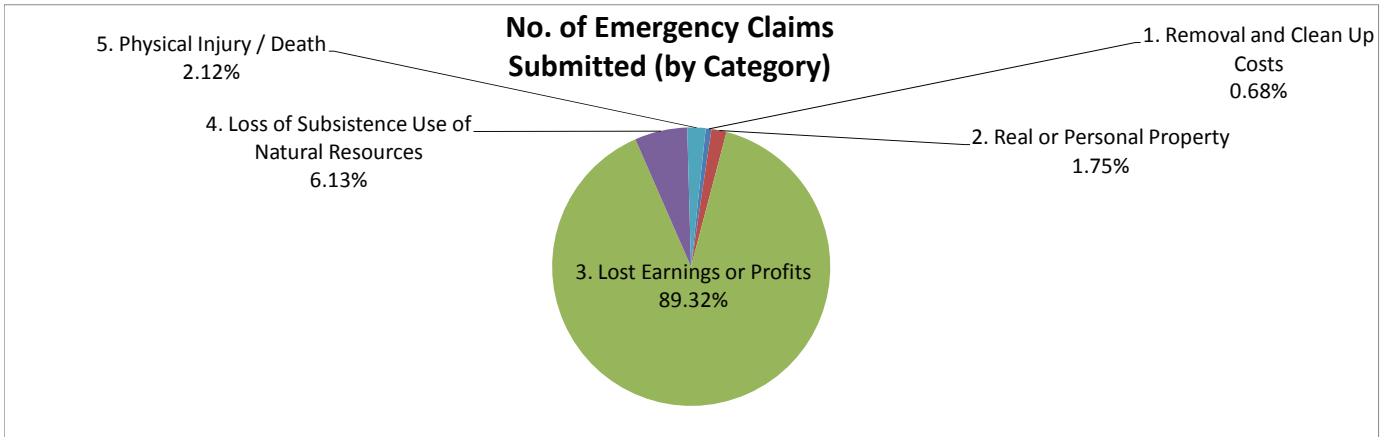
Claims by Amount	No. of Claims Paid	Amount Paid
1. \$0.01 - \$5,000.00	5041	\$ 14,130,900.00
2. \$5,000.01 - \$10,000.00	4452	\$ 33,827,100.00
3. \$10,000.01 - \$25,000.00	6945	\$ 117,787,400.00
4. \$25,000.01 - \$100,000.00	7672	\$ 392,488,200.00
5. \$100,000.01 - \$500,000.00	1655	\$ 303,611,900.00
6. Over \$500,000.00	37	\$ 67,743,176.00
<b>Total to Date</b>	<b>25,802</b>	<b>\$ 929,588,676.00</b>



**GCCF Program Statistics - Overall Summary**  
(as of October 27, 2010, 5:05 PM ET)

**Emergency Advance Claim Counts by Category**  
(Claimants may have more than one Claim Type)

Claims for Emergency Advance Payment	Claims Submitted	No. of Claims Paid	Amount Paid
1. Removal and Clean Up Costs	2,120	0	\$ -
2. Real or Personal Property	5,445	54	\$ 297,663.38
3. Lost Earnings or Profits	278,573	87,017	\$ 1,575,205,991.00
4. Loss of Subsistence Use of Natural Resources	19,129	5	\$ 13,000.00
5. Physical Injury / Death	6,604	4	\$ 3,936.50
<b>Total to Date</b>	<b>311,871</b>	<b>87,080</b>	<b>\$ 1,575,520,590.88</b>




## GCCCF Program Statistics - Overall Summary

(as of October 27, 2010, 5:05 PM ET)

### Final Payment Claim Counts by Category

*(Claimants may have more than one Claim Type)*

Claims Seeking Final Payment	Claims Submitted	No. of Claims Paid	Amount Paid
1. Removal and Clean Up Costs	240	0	\$ -
2. Real or Personal Property	1,177	0	\$ -
3. Lost Earnings or Profits	6,093	0	\$ -
4. Loss of Subsistence Use of Natural Resources	1,089	0	\$ -
5. Physical Injury / Death	267	0	\$ -
<b>Total to Date</b>	<b>8,866</b>	<b>0</b>	<b>\$ -</b>



### Amount Paid to Final Claims (by Category)

*No data to chart yet*

## GCCF Program Statistics - Overall Summary (as of October 27, 2010, 5:05 PM ET)

### Claims by Category and Amount (Claimants may have more than one Claim Type)

Claims by Category and Amount	No. of Claims Paid	Amount Paid
<b>1. Removal and Clean Up Costs</b>		
a. \$0.01 - \$5,000.00	0	\$ -
b. \$5,000.01 - \$10,000.00	0	\$ -
c. \$10,000.01 - \$25,000.00	0	\$ -
d. \$25,000.01 - \$100,000.00	0	\$ -
e. \$100,000.01 - \$500,000.00	0	\$ -
f. Over \$500,000.00	0	\$ -
<b>Sub-Total to Date</b>	<b>0</b>	<b>\$ -</b>
<b>2. Real or Personal Property</b>		
a. \$0.01 - \$5,000.00	37	\$ 75,800.00
b. \$5,000.01 - \$10,000.00	11	\$ 74,200.00
c. \$10,000.01 - \$25,000.00	3	\$ 43,200.00
d. \$25,000.01 - \$100,000.00	3	\$ 104,463.38
e. \$100,000.01 - \$500,000.00	0	\$ -
f. Over \$500,000.00	0	\$ -
<b>Sub-Total to Date</b>	<b>54</b>	<b>\$ 297,663.38</b>
<b>3. Lost Earnings or Profits</b>		
a. \$0.01 - \$5,000.00	23,301	\$ 69,387,100.00
b. \$5,000.01 - \$10,000.00	23,724	\$ 180,728,600.00
c. \$10,000.01 - \$25,000.00	26,932	\$ 427,947,850.00
d. \$25,000.01 - \$100,000.00	11,347	\$ 523,118,265.00
e. \$100,000.01 - \$500,000.00	1,676	\$ 306,281,000.00
f. Over \$500,000.00	37	\$ 67,743,176.00
<b>Sub-Total to Date</b>	<b>87,017</b>	<b>\$ 1,575,205,991.00</b>

**GCCF Program Statistics - Overall Summary**  
(as of October 27, 2010, 5:05 PM ET)

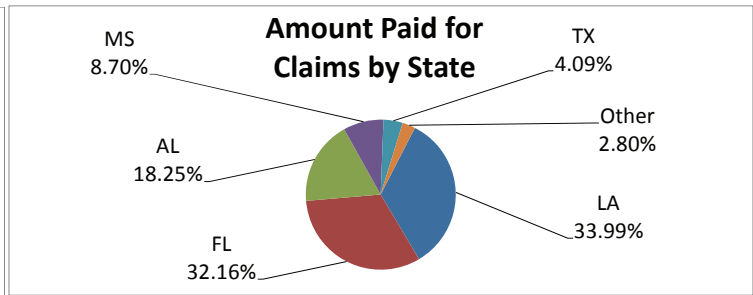
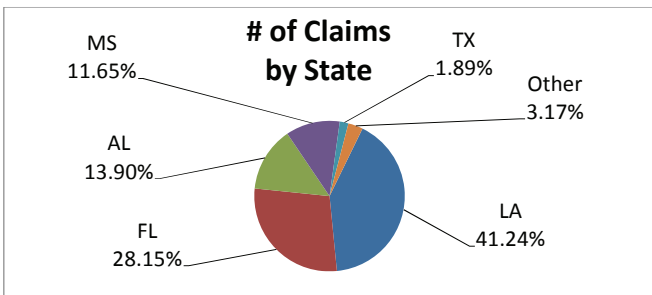
**Claims by Category and Amount**  
(Claimants may have more than one Claim Type)

Claims by Category and Amount	No. of Claims Paid	Amount Paid
<b>4. Loss of Subsistence Use of Natural Resources</b>		
a. \$0.01 - \$5,000.00	5	\$ 13,000.00
b. \$5,000.01 - \$10,000.00	0	\$ -
c. \$10,000.01 - \$25,000.00	0	\$ -
d. \$25,000.01 - \$100,000.00	0	\$ -
e. \$100,000.01 - \$500,000.00	0	\$ -
f. Over \$500,000.00	0	\$ -
<b>Sub-Total to Date</b>	<b>5</b>	<b>\$ 13,000.00</b>
<b>5. Physical Injury / Death</b>		
a. \$0.01 - \$5,000.00	4	\$ 3,936.50
b. \$5,000.01 - \$10,000.00	0	\$ -
c. \$10,000.01 - \$25,000.00	0	\$ -
d. \$25,000.01 - \$100,000.00	0	\$ -
e. \$100,000.01 - \$500,000.00	0	\$ -
f. Over \$500,000.00	0	\$ -
<b>Sub-Total to Date</b>	<b>4</b>	<b>\$ 3,936.50</b>
<b>6. Other Claims</b>		
a. \$0.01 - \$5,000.00	0	\$ -
b. \$5,000.01 - \$10,000.00	0	\$ -
c. \$10,000.01 - \$25,000.00	0	\$ -
d. \$25,000.01 - \$100,000.00	0	\$ -
e. \$100,000.01 - \$500,000.00	0	\$ -
f. Over \$500,000.00	0	\$ -
<b>Sub-Total to Date</b>	<b>0</b>	<b>\$ -</b>
<b>Total to Date</b>	<b>87,080</b>	<b>\$ 1,575,520,590.88</b>

**GCCF Program Statistics - Overall Summary**  
(as of October 27, 2010, 5:05 PM ET)

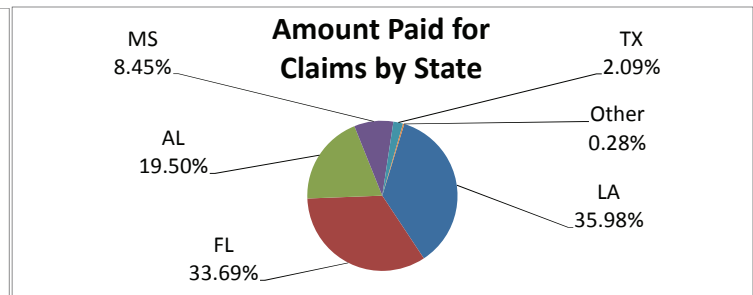
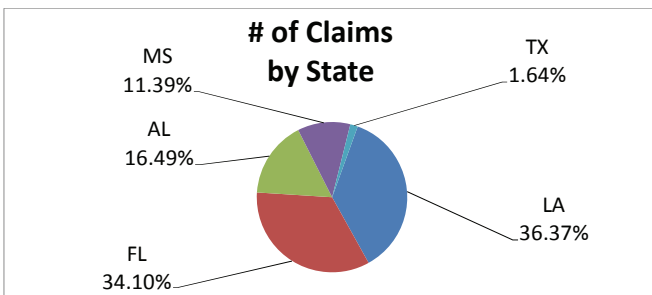
**Claims by State of Residence**  
(Claimants may have more than one Claim Type)

Claim State of Residence	Claims Submitted	No. of Claims Paid	Amount Paid
Louisiana	132,279	27,802	\$ 535,549,650.00
Florida	90,290	30,838	\$ 506,661,376.00
Alabama	44,586	15,015	\$ 287,579,428.38
Mississippi	37,360	7,688	\$ 137,112,636.50
Texas	6,066	1,808	\$ 64,470,000.00
Others	10,156	3,929	\$ 44,147,500.00
<b>Total to Date</b>	<b>320,737</b>	<b>87,080</b>	<b>\$ 1,575,520,590.88</b>



**Claims by State of Loss**  
(Claimants may have more than one Claim Type)

Claim State of Loss	Claims Submitted	No. of Claims Paid	Amount Paid
Louisiana	58,081	28,123	\$ 566,935,915.00
Florida	54,456	33,570	\$ 530,725,976.00
Alabama	26,331	16,527	\$ 307,270,500.00
Mississippi	18,194	7,363	\$ 133,199,900.00
Texas	2,619	1,283	\$ 32,928,500.00
Other State / Pending Location Verification		214	\$ 4,459,799.88
<b>Total to Date</b>		<b>87,080</b>	<b>\$ 1,575,520,590.88</b>

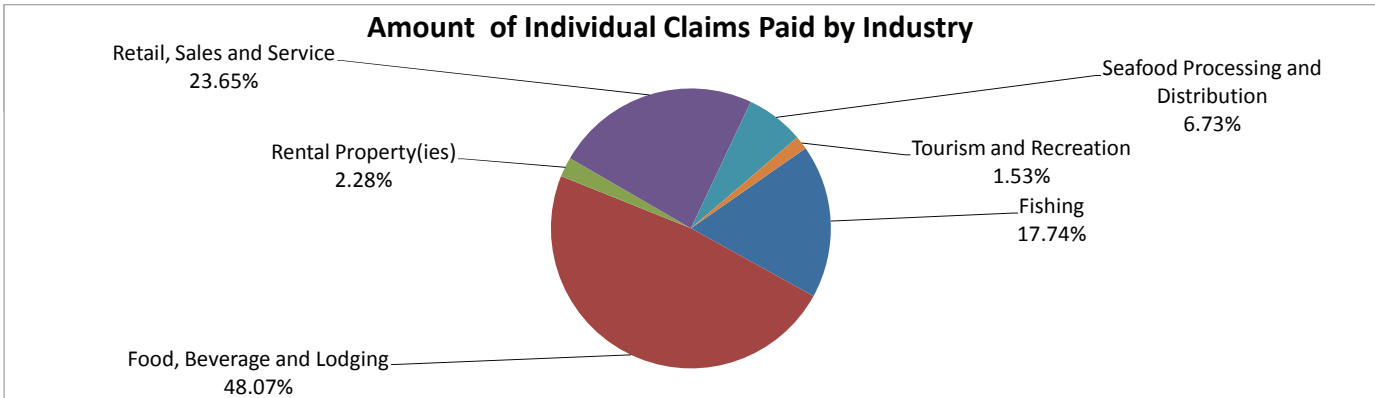
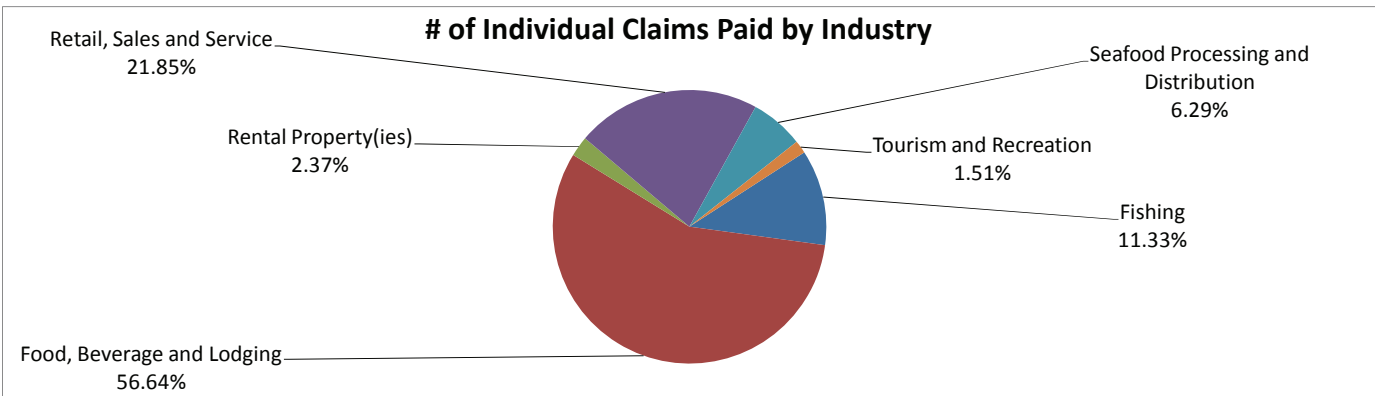




**GCCF Program Statistics - Overall Summary**  
(as of October 27, 2010, 5:05 PM ET)

**Individual Lost Earnings or Profits Claims Paid by Industry**  
(Claimants may have more than one Claim Type)

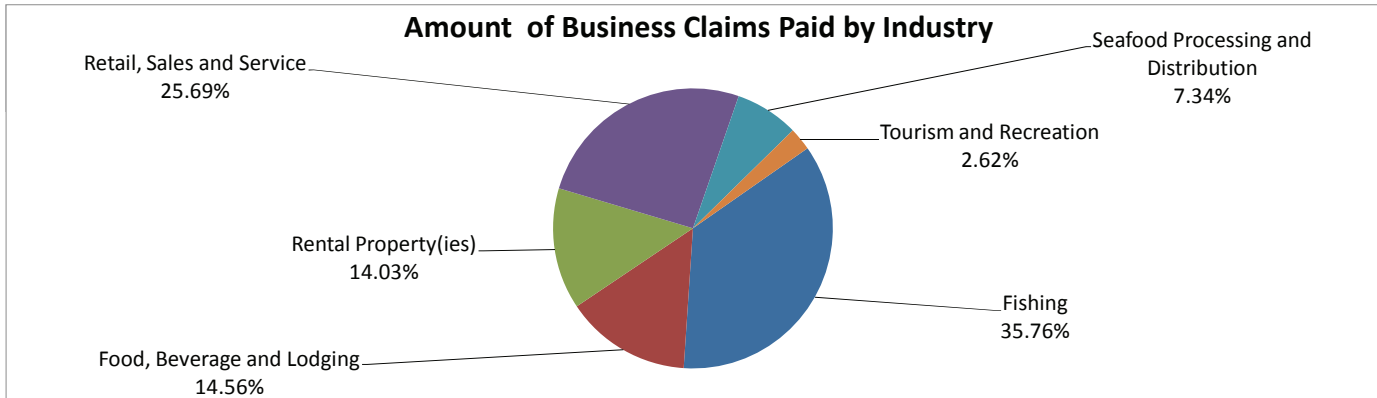
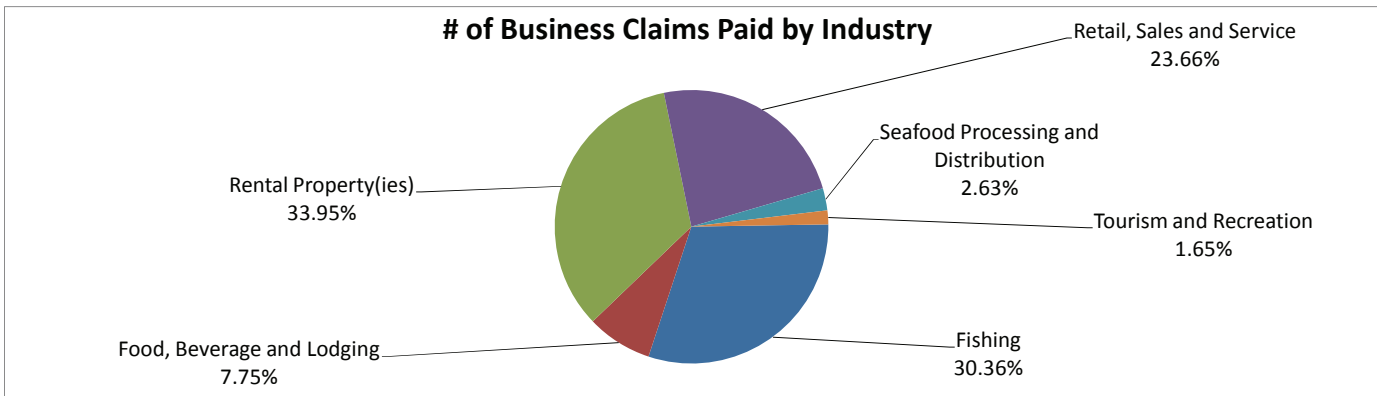
Claims by Amount	No. of Claims Paid	Amount Paid
Fishing	6,940	\$ 114,575,800.00
Food, Beverage and Lodging	34,680	\$ 310,409,600.00
Rental Property(ies)	1,454	\$ 14,714,800.00
Retail, Sales and Service	13,378	\$ 152,730,300.00
Seafood Processing and Distribution	3,854	\$ 43,446,615.00
Tourism and Recreation	927	\$ 9,897,200.00
<b>Total to Date</b>	<b>61,233</b>	<b>\$ 645,774,315.00</b>




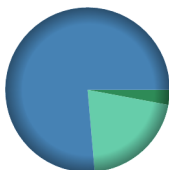
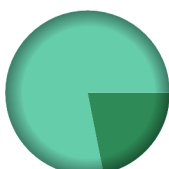


**GCCF Program Statistics - Overall Summary**  
(as of October 27, 2010, 5:05 PM ET)

**Business Lost Earnings or Profits Claims Paid by Industry**  
(Claimants may have more than one Claim Type)

Claims by Amount	No. of Claims Paid	Amount Paid
Fishing	7,828	\$ 332,392,000.00
Food, Beverage and Lodging	1,997	\$ 135,279,500.00
Rental Property(ies)	8,753	\$ 130,435,076.00
Retail, Sales and Service	6,101	\$ 238,736,300.00
Seafood Processing and Distribution	679	\$ 68,221,000.00
Tourism and Recreation	426	\$ 24,367,800.00
<b>Total to Date</b>	<b>25,784</b>	<b>\$ 929,431,676.00</b>




## GCCF Program Statistics - Overall Summary (as of October 27, 2010, 5:05 PM ET)



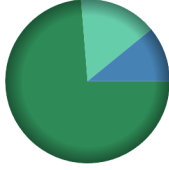


County Name	Residents				
<b>Autauga (Alabama)</b>	<b>23</b>	<u>Claimant Type</u>	<u>Claims Paid</u>	<u>Amount Paid</u>	<b>Payments in County</b> 
		Resident of County	8	\$80,800.00	
		Resident and Loss in County	1	\$2,300.00	
		<b>Totals:</b>	<b>9</b>	<b>\$83,100.00</b>	
<b>Baldwin (Alabama)</b>	<b>19,746</b>	<u>Claimant Type</u>	<u>Claims Paid</u>	<u>Amount Paid</u>	<b>Payments in County</b> 
		Resident of County	389	\$6,303,163.38	
		Resident and Loss in County	7,536	\$163,827,700.00	
		Claim Loss in County	3,609	\$44,347,700.00	
<b>Totals:</b>	<b>11,534</b>	<b>\$214,478,563.38</b>			
<b>Barbour (Alabama)</b>	<b>11</b>	<u>Claimant Type</u>	<u>Claims Paid</u>	<u>Amount Paid</u>	<b>Payments in County</b> 
		Resident of County	2	\$25,600.00	
		Resident and Loss in County	2	\$91,300.00	
		<b>Totals:</b>	<b>4</b>	<b>\$116,900.00</b>	
<b>Bibb (Alabama)</b>	<b>7</b>	<u>Claimant Type</u>	<u>Claims Paid</u>	<u>Amount Paid</u>	<b>Payments in County</b> 
		Resident of County	5	\$14,400.00	
		<b>Totals:</b>	<b>5</b>	<b>\$14,400.00</b>	
<b>Blount (Alabama)</b>	<b>7</b>	<u>Claimant Type</u>	<u>Claims Paid</u>	<u>Amount Paid</u>	<b>Payments in County</b> 
		Resident of County	3	\$14,200.00	
		<b>Totals:</b>	<b>3</b>	<b>\$14,200.00</b>	

## GCCF Program Statistics - Overall Summary

(as of October 27, 2010, 5:05 PM ET)

County (Alabama)	Total Claims	Claimant Type	Claims Paid	Amount Paid	Payments in County
<b>Bullock (Alabama)</b>	<b>3</b>	<u>Claimant Type</u>	<u>Claims Paid</u>	<u>Amount Paid</u>	<b>Payments in County</b>  <ul style="list-style-type: none"> <li>Resident</li> </ul>
		Resident of County	1	\$16,000.00	
		<b>Totals:</b>	<b>1</b>	<b>\$16,000.00</b>	
<b>Butler (Alabama)</b>	<b>21</b>	<u>Claimant Type</u>	<u>Claims Paid</u>	<u>Amount Paid</u>	<b>Payments in County</b>  <ul style="list-style-type: none"> <li>Resident</li> <li>Loss</li> <li>Both</li> </ul>
		Resident of County	2	\$8,600.00	
		Resident and Loss in County	1	\$5,400.00	
		Claim Loss in County	2	\$129,200.00	
<b>Totals:</b>	<b>5</b>	<b>\$143,200.00</b>			
<b>Calhoun (Alabama)</b>	<b>58</b>	<u>Claimant Type</u>	<u>Claims Paid</u>	<u>Amount Paid</u>	<b>Payments in County</b>  <ul style="list-style-type: none"> <li>Resident</li> </ul>
		Resident of County	17	\$192,500.00	
		<b>Totals:</b>	<b>17</b>	<b>\$192,500.00</b>	
<b>Chambers (Alabama)</b>	<b>5</b>	<u>Claimant Type</u>	<u>Claims Paid</u>	<u>Amount Paid</u>	<b>Payments in County</b>  <ul style="list-style-type: none"> <li>Resident</li> </ul>
		Resident of County	2	\$27,000.00	
		<b>Totals:</b>	<b>2</b>	<b>\$27,000.00</b>	
<b>Cherokee (Alabama)</b>	<b>5</b>	<u>Claimant Type</u>	<u>Claims Paid</u>	<u>Amount Paid</u>	<b>Payments in County</b>  <ul style="list-style-type: none"> <li>Resident</li> </ul>
		Resident of County	4	\$41,600.00	
		<b>Totals:</b>	<b>4</b>	<b>\$41,600.00</b>	

## GCCF Program Statistics - Overall Summary (as of October 27, 2010, 5:05 PM ET)

County (Alabama)	Total Claims	Claimant Type	Claims Paid	Amount Paid	Payments in County	
<b>Chilton (Alabama)</b>	<b>16</b>	<u>Claimant Type</u>	<u>Claims Paid</u>	<u>Amount Paid</u>	<b>Payments in County</b> 	
		Resident of County	3	\$24,300.00		Resident
		Resident and Loss in County	1	\$19,000.00		Both
		<b>Totals:</b>	<b>4</b>	<b>\$43,300.00</b>		
<b>Choctaw (Alabama)</b>	<b>17</b>	<u>Claimant Type</u>	<u>Claims Paid</u>	<u>Amount Paid</u>	<b>Payments in County</b> 	
		Resident of County	2	\$11,000.00		Resident
		Resident and Loss in County	1	\$68,400.00		Both
		<b>Totals:</b>	<b>3</b>	<b>\$79,400.00</b>		
<b>Clarke (Alabama)</b>	<b>156</b>	<u>Claimant Type</u>	<u>Claims Paid</u>	<u>Amount Paid</u>	<b>Payments in County</b> 	
		Resident of County	25	\$240,700.00		Resident
		Resident and Loss in County	4	\$35,600.00		Loss
		Claim Loss in County	4	\$50,100.00		Both
<b>Totals:</b>	<b>33</b>	<b>\$326,400.00</b>				
<b>Clay (Alabama)</b>	<b>7</b>	<u>Claimant Type</u>	<u>Claims Paid</u>	<u>Amount Paid</u>	<b>Payments in County</b> 	
		Resident of County	3	\$53,500.00		Resident
		<b>Totals:</b>	<b>3</b>	<b>\$53,500.00</b>		
<b>Cleburne (Alabama)</b>	<b>3</b>	<u>Claimant Type</u>	<u>Claims Paid</u>	<u>Amount Paid</u>	<b>Payments in County</b> 	
		Resident of County	1	\$3,000.00		Resident
		<b>Totals:</b>	<b>1</b>	<b>\$3,000.00</b>		

## GCCF Program Statistics - Overall Summary

(as of October 27, 2010, 5:05 PM ET)


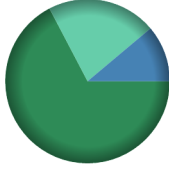



County (Alabama)	Total Claims	Claimant Type	Claims Paid	Amount Paid	Payments in County
<b>Coffee (Alabama)</b>	<b>34</b>	<u>Claimant Type</u>	<u>Claims Paid</u>	<u>Amount Paid</u>	<b>Payments in County</b>  <ul style="list-style-type: none"> <li><span style="color: green;">■</span> Resident</li> <li><span style="color: lightgreen;">■</span> Both</li> </ul>
		Resident of County	6	\$63,200.00	
		Resident and Loss in County	1	\$3,000.00	
		<b>Totals:</b>	<b>7</b>	<b>\$66,200.00</b>	
<b>Colbert (Alabama)</b>	<b>33</b>	<u>Claimant Type</u>	<u>Claims Paid</u>	<u>Amount Paid</u>	<b>Payments in County</b>  <ul style="list-style-type: none"> <li><span style="color: green;">■</span> Resident</li> </ul>
		Resident of County	21	\$234,400.00	
		<b>Totals:</b>	<b>21</b>	<b>\$234,400.00</b>	
		<b>Conecuh (Alabama)</b>	<b>18</b>	<u>Claimant Type</u>	
Resident of County	5			\$51,700.00	
<b>Totals:</b>	<b>5</b>			<b>\$51,700.00</b>	
<b>Coosa (Alabama)</b>	<b>4</b>			<u>Claimant Type</u>	<u>Claims Paid</u>
		Resident of County	3	\$18,600.00	
		Resident and Loss in County	1	\$150,000.00	
		<b>Totals:</b>	<b>4</b>	<b>\$168,600.00</b>	
<b>Covington (Alabama)</b>	<b>67</b>	<u>Claimant Type</u>	<u>Claims Paid</u>	<u>Amount Paid</u>	<b>Payments in County</b>  <ul style="list-style-type: none"> <li><span style="color: green;">■</span> Resident</li> <li><span style="color: lightgreen;">■</span> Loss</li> <li><span style="color: blue;">■</span> Both</li> </ul>
		Resident of County	22	\$548,500.00	
		Resident and Loss in County	3	\$97,800.00	
		Claim Loss in County	2	\$109,500.00	
		<b>Totals:</b>	<b>27</b>	<b>\$755,800.00</b>	

## GCCF Program Statistics - Overall Summary (as of October 27, 2010, 5:05 PM ET)

County (Alabama)	Total Claims	Claimant Type	Claims Paid	Amount Paid	Payments in County
<b>Crenshaw (Alabama)</b>	<b>16</b>	<u>Claimant Type</u>	<u>Claims Paid</u>	<u>Amount Paid</u>	
		Resident of County	1	\$2,100.00	
		Resident and Loss in County	1	\$1,500.00	
		Claim Loss in County	1	\$4,000.00	
<b>Totals:</b>	<b>3</b>	<b>\$7,600.00</b>			
<b>Cullman (Alabama)</b>	<b>48</b>	<u>Claimant Type</u>	<u>Claims Paid</u>	<u>Amount Paid</u>	
		Resident of County	33	\$316,400.00	
		<b>Totals:</b>	<b>33</b>	<b>\$316,400.00</b>	
<b>Dale (Alabama)</b>	<b>28</b>	<u>Claimant Type</u>	<u>Claims Paid</u>	<u>Amount Paid</u>	
		Resident of County	7	\$57,900.00	
		Resident and Loss in County	1	\$37,600.00	
		<b>Totals:</b>	<b>8</b>	<b>\$95,500.00</b>	
<b>Dallas (Alabama)</b>	<b>35</b>	<u>Claimant Type</u>	<u>Claims Paid</u>	<u>Amount Paid</u>	
		Resident of County	10	\$108,600.00	
		Resident and Loss in County	1	\$15,000.00	
		<b>Totals:</b>	<b>11</b>	<b>\$123,600.00</b>	
<b>Dekalb (Alabama)</b>	<b>21</b>	<u>Claimant Type</u>	<u>Claims Paid</u>	<u>Amount Paid</u>	
		Resident of County	14	\$146,700.00	
		Claim Loss in County	1	\$10,800.00	
		<b>Totals:</b>	<b>15</b>	<b>\$157,500.00</b>	

## GCCF Program Statistics - Overall Summary

(as of October 27, 2010, 5:05 PM ET)

County (Alabama)	Total Claims	Claimant Type	Claims Paid	Amount Paid	Payments in County
<b>Elmore (Alabama)</b>	<b>39</b>	<u>Claimant Type</u>	<u>Claims Paid</u>	<u>Amount Paid</u>	<b>Payments in County</b>  <ul style="list-style-type: none"> <li><span style="color: green;">■</span> Resident</li> <li><span style="color: lightgreen;">■</span> Both</li> </ul>
		Resident of County	18	\$219,400.00	
		Resident and Loss in County	1	\$19,200.00	
		<b>Totals:</b>	<b>19</b>	<b>\$238,600.00</b>	
<b>Escambia (Alabama)</b>	<b>230</b>	<u>Claimant Type</u>	<u>Claims Paid</u>	<u>Amount Paid</u>	<b>Payments in County</b>  <ul style="list-style-type: none"> <li><span style="color: green;">■</span> Resident</li> <li><span style="color: lightgreen;">■</span> Loss</li> <li><span style="color: blue;">■</span> Both</li> </ul>
		Resident of County	34	\$423,900.00	
		Resident and Loss in County	5	\$70,100.00	
		Claim Loss in County	7	\$135,500.00	
<b>Totals:</b>	<b>46</b>	<b>\$629,500.00</b>			
<b>Etowah (Alabama)</b>	<b>54</b>	<u>Claimant Type</u>	<u>Claims Paid</u>	<u>Amount Paid</u>	<b>Payments in County</b>  <ul style="list-style-type: none"> <li><span style="color: green;">■</span> Resident</li> </ul>
		Resident of County	29	\$471,800.00	
		<b>Totals:</b>	<b>29</b>	<b>\$471,800.00</b>	
<b>Fayette (Alabama)</b>	<b>10</b>	<u>Claimant Type</u>	<u>Claims Paid</u>	<u>Amount Paid</u>	<b>Payments in County</b>  <ul style="list-style-type: none"> <li><span style="color: green;">■</span> Resident</li> </ul>
		Resident of County	7	\$59,800.00	
		<b>Totals:</b>	<b>7</b>	<b>\$59,800.00</b>	
<b>Franklin (Alabama)</b>	<b>8</b>	<u>Claimant Type</u>	<u>Claims Paid</u>	<u>Amount Paid</u>	<b>Payments in County</b>  <ul style="list-style-type: none"> <li><span style="color: green;">■</span> Resident</li> </ul>
		Resident of County	7	\$65,900.00	
		<b>Totals:</b>	<b>7</b>	<b>\$65,900.00</b>	








## GCCF Program Statistics - Overall Summary

(as of October 27, 2010, 5:05 PM ET)






County (Alabama)	Total Claims	Claimant Type	Claims Paid	Amount Paid	Payments in County
Geneva (Alabama)	48	<u>Claimant Type</u>	<u>Claims Paid</u>	<u>Amount Paid</u>	Payments in County  Resident
		Resident of County	13	\$138,600.00	
		<b>Totals:</b>	<b>13</b>	<b>\$138,600.00</b>	
Greene (Alabama)	5	<u>Claimant Type</u>	<u>Claims Paid</u>	<u>Amount Paid</u>	Payments in County  Resident
		Resident of County	4	\$22,900.00	
		<b>Totals:</b>	<b>4</b>	<b>\$22,900.00</b>	
Hale (Alabama)	14	<u>Claimant Type</u>	<u>Claims Paid</u>	<u>Amount Paid</u>	Payments in County  Resident Both
		Resident of County	8	\$147,900.00	
		Resident and Loss in County	1	\$100,000.00	
<b>Totals:</b>	<b>9</b>	<b>\$247,900.00</b>			
Henry (Alabama)	9	<u>Claimant Type</u>	<u>Claims Paid</u>	<u>Amount Paid</u>	Payments in County  Resident
		Resident of County	2	\$11,600.00	
		<b>Totals:</b>	<b>2</b>	<b>\$11,600.00</b>	
Houston (Alabama)	118	<u>Claimant Type</u>	<u>Claims Paid</u>	<u>Amount Paid</u>	Payments in County  Resident Loss Both
		Resident of County	26	\$196,300.00	
		Resident and Loss in County	2	\$138,900.00	
		Claim Loss in County	1	\$6,000.00	
<b>Totals:</b>	<b>29</b>	<b>\$341,200.00</b>			

## GCCF Program Statistics - Overall Summary

(as of October 27, 2010, 5:05 PM ET)

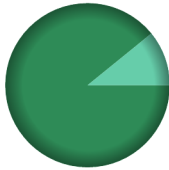
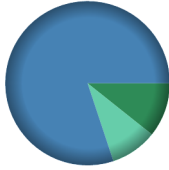

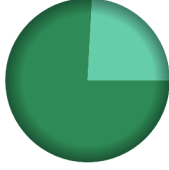

County (Alabama)	Total Claims	Claimant Type	Claims Paid	Amount Paid	Payments in County
<b>Jackson (Alabama)</b>	<b>15</b>	<u>Claimant Type</u>	<u>Claims Paid</u>	<u>Amount Paid</u>	<b>Payments in County</b>  <ul style="list-style-type: none"> <li>Resident</li> <li>Loss</li> </ul>
		Resident of County	9	\$102,500.00	
		Claim Loss in County	1	\$14,500.00	
		<b>Totals:</b>	<b>10</b>	<b>\$117,000.00</b>	
<b>Jefferson (Alabama)</b>	<b>546</b>	<u>Claimant Type</u>	<u>Claims Paid</u>	<u>Amount Paid</u>	<b>Payments in County</b>  <ul style="list-style-type: none"> <li>Resident</li> <li>Loss</li> <li>Both</li> </ul>
		Resident of County	300	\$3,502,100.00	
		Resident and Loss in County	6	\$107,500.00	
		Claim Loss in County	2	\$54,800.00	
<b>Totals:</b>	<b>308</b>	<b>\$3,664,400.00</b>			
<b>Lauderdale (Alabama)</b>	<b>29</b>	<u>Claimant Type</u>	<u>Claims Paid</u>	<u>Amount Paid</u>	<b>Payments in County</b>  <ul style="list-style-type: none"> <li>Resident</li> </ul>
		Resident of County	15	\$152,200.00	
		<b>Totals:</b>	<b>15</b>	<b>\$152,200.00</b>	
<b>Lawrence (Alabama)</b>	<b>7</b>	<u>Claimant Type</u>	<u>Claims Paid</u>	<u>Amount Paid</u>	<b>Payments in County</b>  <ul style="list-style-type: none"> <li>Resident</li> <li>Loss</li> </ul>
		Resident of County	2	\$21,200.00	
		Claim Loss in County	1	\$1,400.00	
		<b>Totals:</b>	<b>3</b>	<b>\$22,600.00</b>	
<b>Lee (Alabama)</b>	<b>76</b>	<u>Claimant Type</u>	<u>Claims Paid</u>	<u>Amount Paid</u>	<b>Payments in County</b>  <ul style="list-style-type: none"> <li>Resident</li> </ul>
		Resident of County	34	\$330,200.00	
		<b>Totals:</b>	<b>34</b>	<b>\$330,200.00</b>	

## GCCF Program Statistics - Overall Summary (as of October 27, 2010, 5:05 PM ET)

County (Alabama)	Total Claims	Claimant Type	Claims Paid	Amount Paid	Payments in County
<b>Limestone (Alabama)</b>	<b>41</b>	<u>Claimant Type</u>	<u>Claims Paid</u>	<u>Amount Paid</u>	<b>Payments in County</b>  <ul style="list-style-type: none"> <li>Resident</li> </ul>
		Resident of County	28	\$416,700.00	
		<b>Totals:</b>	<b>28</b>	<b>\$416,700.00</b>	
<b>Macon (Alabama)</b>	<b>4</b>	<u>Claimant Type</u>	<u>Claims Paid</u>	<u>Amount Paid</u>	<b>Payments in County</b>  <ul style="list-style-type: none"> <li>Resident</li> </ul>
		Resident of County	2	\$7,500.00	
		<b>Totals:</b>	<b>2</b>	<b>\$7,500.00</b>	
<b>Madison (Alabama)</b>	<b>236</b>	<u>Claimant Type</u>	<u>Claims Paid</u>	<u>Amount Paid</u>	<b>Payments in County</b>  <ul style="list-style-type: none"> <li>Resident</li> <li>Loss</li> <li>Both</li> </ul>
		Resident of County	126	\$1,572,500.00	
		Resident and Loss in County	5	\$56,600.00	
		Claim Loss in County	2	\$4,500.00	
<b>Totals:</b>	<b>133</b>	<b>\$1,633,600.00</b>			
<b>Marengo (Alabama)</b>	<b>20</b>	<u>Claimant Type</u>	<u>Claims Paid</u>	<u>Amount Paid</u>	<b>Payments in County</b>  <ul style="list-style-type: none"> <li>Resident</li> </ul>
		Resident of County	11	\$83,200.00	
		<b>Totals:</b>	<b>11</b>	<b>\$83,200.00</b>	
<b>Marion (Alabama)</b>	<b>4</b>	<u>Claimant Type</u>	<u>Claims Paid</u>	<u>Amount Paid</u>	<b>Payments in County</b>  <ul style="list-style-type: none"> <li>Resident</li> </ul>
		Resident of County	1	\$1,200.00	
		<b>Totals:</b>	<b>1</b>	<b>\$1,200.00</b>	

## GCCF Program Statistics - Overall Summary

(as of October 27, 2010, 5:05 PM ET)

County (Alabama)	Total Claims	Claimant Type	Claims Paid	Amount Paid	Payments in County
<b>Marshall (Alabama)</b>	<b>47</b>	<u>Claimant Type</u>	<u>Claims Paid</u>	<u>Amount Paid</u>	<b>Payments in County</b>  <ul style="list-style-type: none"> <li><span style="color: green;">■</span> Resident</li> <li><span style="color: lightgreen;">■</span> Both</li> </ul>
		Resident of County	24	\$305,200.00	
		Resident and Loss in County	1	\$37,200.00	
		<b>Totals:</b>	<b>25</b>	<b>\$342,400.00</b>	
<b>Mobile (Alabama)</b>	<b>22,931</b>	<u>Claimant Type</u>	<u>Claims Paid</u>	<u>Amount Paid</u>	<b>Payments in County</b>  <ul style="list-style-type: none"> <li><span style="color: green;">■</span> Resident</li> <li><span style="color: lightgreen;">■</span> Loss</li> <li><span style="color: blue;">■</span> Both</li> </ul>
		Resident of County	800	\$11,609,665.00	
		Resident and Loss in County	4,791	\$86,703,500.00	
		Claim Loss in County	490	\$9,940,800.00	
<b>Totals:</b>	<b>6,081</b>	<b>\$108,253,965.00</b>			
<b>Monroe (Alabama)</b>	<b>88</b>	<u>Claimant Type</u>	<u>Claims Paid</u>	<u>Amount Paid</u>	<b>Payments in County</b>  <ul style="list-style-type: none"> <li><span style="color: green;">■</span> Resident</li> <li><span style="color: lightgreen;">■</span> Both</li> </ul>
		Resident of County	36	\$594,700.00	
		Resident and Loss in County	11	\$145,400.00	
		<b>Totals:</b>	<b>47</b>	<b>\$740,100.00</b>	
<b>Montgomery (Alabama)</b>	<b>219</b>	<u>Claimant Type</u>	<u>Claims Paid</u>	<u>Amount Paid</u>	<b>Payments in County</b>  <ul style="list-style-type: none"> <li><span style="color: green;">■</span> Resident</li> <li><span style="color: lightgreen;">■</span> Both</li> </ul>
		Resident of County	83	\$1,064,600.00	
		Resident and Loss in County	7	\$338,300.00	
		<b>Totals:</b>	<b>90</b>	<b>\$1,402,900.00</b>	
<b>Morgan (Alabama)</b>	<b>73</b>	<u>Claimant Type</u>	<u>Claims Paid</u>	<u>Amount Paid</u>	<b>Payments in County</b>  <ul style="list-style-type: none"> <li><span style="color: green;">■</span> Resident</li> </ul>
		Resident of County	47	\$528,300.00	
		<b>Totals:</b>	<b>47</b>	<b>\$528,300.00</b>	

## GCCF Program Statistics - Overall Summary

(as of October 27, 2010, 5:05 PM ET)

County (Alabama)	Total Claims	Claimant Type	Claims Paid	Amount Paid	Payments in County
Perry (Alabama)	3	<u>Claimant Type</u>	<u>Claims Paid</u>	<u>Amount Paid</u>	Payments in County  Loss
		Claim Loss in County	1	\$35,000.00	
		<b>Totals:</b>	<b>1</b>	<b>\$35,000.00</b>	
Pickens (Alabama)	10	<u>Claimant Type</u>	<u>Claims Paid</u>	<u>Amount Paid</u>	Payments in County  Resident
		Resident of County	4	\$43,400.00	
		<b>Totals:</b>	<b>4</b>	<b>\$43,400.00</b>	
Pike (Alabama)	32	<u>Claimant Type</u>	<u>Claims Paid</u>	<u>Amount Paid</u>	Payments in County  Resident
		Resident of County	4	\$28,000.00	
		<b>Totals:</b>	<b>4</b>	<b>\$28,000.00</b>	
Randolph (Alabama)	7	<u>Claimant Type</u>	<u>Claims Paid</u>	<u>Amount Paid</u>	Payments in County  Resident
		Resident of County	4	\$50,300.00	
		<b>Totals:</b>	<b>4</b>	<b>\$50,300.00</b>	
Russell (Alabama)	17	<u>Claimant Type</u>	<u>Claims Paid</u>	<u>Amount Paid</u>	Payments in County  Resident
		Resident of County	2	\$21,100.00	
		<b>Totals:</b>	<b>2</b>	<b>\$21,100.00</b>	

## GCCF Program Statistics - Overall Summary

(as of October 27, 2010, 5:05 PM ET)


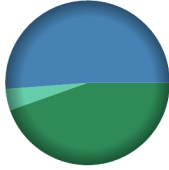
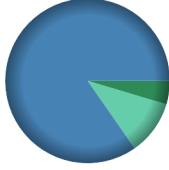
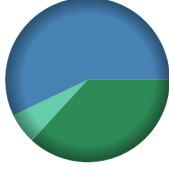
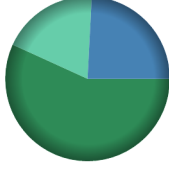
County (Alabama)	Total Claims	Claimant Type	Claims Paid	Amount Paid	Payments in County
<b>Shelby (Alabama)</b>	<b>209</b>	<u>Claimant Type</u>	<u>Claims Paid</u>	<u>Amount Paid</u>	<b>Payments in County</b> <ul style="list-style-type: none"> <li><span style="color: green;">■</span> Resident</li> <li><span style="color: lightgreen;">■</span> Loss</li> <li><span style="color: blue;">■</span> Both</li> </ul>
		Resident of County	116	\$1,330,100.00	
		Resident and Loss in County	2	\$23,500.00	
		Claim Loss in County	1	\$28,800.00	
<b>Totals:</b>	<b>119</b>	<b>\$1,382,400.00</b>			
<b>St. Clair (Alabama)</b>	<b>38</b>	<u>Claimant Type</u>	<u>Claims Paid</u>	<u>Amount Paid</u>	<b>Payments in County</b> <ul style="list-style-type: none"> <li><span style="color: green;">■</span> Resident</li> </ul>
		Resident of County	24	\$333,000.00	
		<b>Totals:</b>	<b>24</b>	<b>\$333,000.00</b>	
<b>Sumter (Alabama)</b>	<b>6</b>	<u>Claimant Type</u>	<u>Claims Paid</u>	<u>Amount Paid</u>	<b>Payments in County</b> <ul style="list-style-type: none"> <li><span style="color: green;">■</span> Resident</li> </ul>
		Resident of County	1	\$46,200.00	
		<b>Totals:</b>	<b>1</b>	<b>\$46,200.00</b>	
<b>Talladega (Alabama)</b>	<b>37</b>	<u>Claimant Type</u>	<u>Claims Paid</u>	<u>Amount Paid</u>	<b>Payments in County</b> <ul style="list-style-type: none"> <li><span style="color: green;">■</span> Resident</li> </ul>
		Resident of County	21	\$129,900.00	
		<b>Totals:</b>	<b>21</b>	<b>\$129,900.00</b>	
<b>Tallapoosa (Alabama)</b>	<b>24</b>	<u>Claimant Type</u>	<u>Claims Paid</u>	<u>Amount Paid</u>	<b>Payments in County</b> <ul style="list-style-type: none"> <li><span style="color: green;">■</span> Resident</li> </ul>
		Resident of County	8	\$58,000.00	
		<b>Totals:</b>	<b>8</b>	<b>\$58,000.00</b>	

## GCCF Program Statistics - Overall Summary (as of October 27, 2010, 5:05 PM ET)

County (Alabama)	Total Claims	Claimant Type	Claims Paid	Amount Paid	Payments in County
<b>Tuscaloosa (Alabama)</b>	<b>183</b>	<u>Claimant Type</u>	<u>Claims Paid</u>	<u>Amount Paid</u>	
		Resident of County	101	\$966,600.00	
		Resident and Loss in County	2	\$22,000.00	
		Claim Loss in County	2	\$49,000.00	
<b>Totals:</b>	<b>105</b>	<b>\$1,037,600.00</b>			
<b>Unknown (Alabama)</b>	<b>103</b>	<u>Claimant Type</u>	<u>Claims Paid</u>	<u>Amount Paid</u>	
		Resident of County	35	\$1,005,100.00	
		<b>Totals:</b>	<b>35</b>	<b>\$1,005,100.00</b>	
<b>Walker (Alabama)</b>	<b>36</b>	<u>Claimant Type</u>	<u>Claims Paid</u>	<u>Amount Paid</u>	
		Resident of County	16	\$198,600.00	
		Resident and Loss in County	1	\$9,500.00	
		Claim Loss in County	2	\$28,000.00	
<b>Totals:</b>	<b>19</b>	<b>\$236,100.00</b>			
<b>Washington (Alabama)</b>	<b>148</b>	<u>Claimant Type</u>	<u>Claims Paid</u>	<u>Amount Paid</u>	
		Resident of County	15	\$144,100.00	
		Resident and Loss in County	1	\$15,000.00	
		Claim Loss in County	5	\$112,600.00	
<b>Totals:</b>	<b>21</b>	<b>\$271,700.00</b>			
<b>Wilcox (Alabama)</b>	<b>32</b>	<u>Claimant Type</u>	<u>Claims Paid</u>	<u>Amount Paid</u>	
		Resident of County	11	\$172,600.00	
		Resident and Loss in County	3	\$67,000.00	
		<b>Totals:</b>	<b>14</b>	<b>\$239,600.00</b>	

## GCCF Program Statistics - Overall Summary


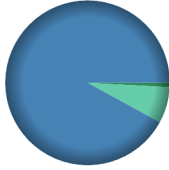
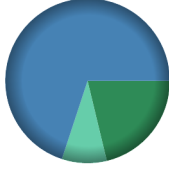
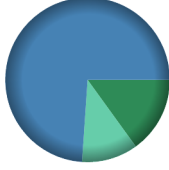
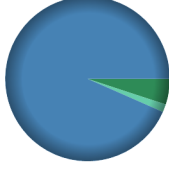
(as of October 27, 2010, 5:05 PM ET)

County	Total Claims	Claimant Type	Claims Paid	Amount Paid	Payments in County
<b>Winston (Alabama)</b>	<b>12</b>	<u>Claimant Type</u>	<u>Claims Paid</u>	<u>Amount Paid</u>	<b>Payments in County</b>  <ul style="list-style-type: none"> <li>Resident</li> </ul>
		Resident of County	5	\$189,800.00	
		<b>Totals:</b>	<b>5</b>	<b>\$189,800.00</b>	
<b>Alachua (Florida)</b>	<b>66</b>	<u>Claimant Type</u>	<u>Claims Paid</u>	<u>Amount Paid</u>	<b>Payments in County</b>  <ul style="list-style-type: none"> <li>Resident</li> <li>Loss</li> <li>Both</li> </ul>
		Resident of County	15	\$126,800.00	
		Resident and Loss in County	5	\$145,600.00	
		Claim Loss in County	1	\$12,000.00	
<b>Totals:</b>	<b>21</b>	<b>\$284,400.00</b>			
<b>Bay (Florida)</b>	<b>23,778</b>	<u>Claimant Type</u>	<u>Claims Paid</u>	<u>Amount Paid</u>	<b>Payments in County</b>  <ul style="list-style-type: none"> <li>Resident</li> <li>Loss</li> <li>Both</li> </ul>
		Resident of County	442	\$5,650,800.00	
		Resident and Loss in County	7,121	\$103,590,876.00	
		Claim Loss in County	1,245	\$13,075,500.00	
<b>Totals:</b>	<b>8,808</b>	<b>\$122,317,176.00</b>			
<b>Brevard (Florida)</b>	<b>98</b>	<u>Claimant Type</u>	<u>Claims Paid</u>	<u>Amount Paid</u>	<b>Payments in County</b>  <ul style="list-style-type: none"> <li>Resident</li> <li>Loss</li> <li>Both</li> </ul>
		Resident of County	9	\$183,600.00	
		Resident and Loss in County	8	\$284,600.00	
		Claim Loss in County	2	\$30,300.00	
<b>Totals:</b>	<b>19</b>	<b>\$498,500.00</b>			
<b>Broward (Florida)</b>	<b>320</b>	<u>Claimant Type</u>	<u>Claims Paid</u>	<u>Amount Paid</u>	<b>Payments in County</b>  <ul style="list-style-type: none"> <li>Resident</li> <li>Loss</li> <li>Both</li> </ul>
		Resident of County	22	\$795,000.00	
		Resident and Loss in County	4	\$338,500.00	
		Claim Loss in County	11	\$266,100.00	
<b>Totals:</b>	<b>37</b>	<b>\$1,399,600.00</b>			



## GCCF Program Statistics - Overall Summary

(as of October 27, 2010, 5:05 PM ET)

County (Florida)	Total Claims	Claimant Type	Claims Paid	Amount Paid	Payments in County
Calhoun (Florida)	110	Resident of County	16	\$193,900.00	 <ul style="list-style-type: none"> <li><span style="color: green;">■</span> Resident</li> <li><span style="color: lightgreen;">■</span> Loss</li> <li><span style="color: blue;">■</span> Both</li> </ul>
		Resident and Loss in County	1	\$6,000.00	
		Claim Loss in County	1	\$4,200.00	
		<b>Totals:</b>	<b>18</b>	<b>\$204,100.00</b>	
Charlotte (Florida)	149	Resident of County	3	\$8,400.00	 <ul style="list-style-type: none"> <li><span style="color: green;">■</span> Resident</li> <li><span style="color: lightgreen;">■</span> Loss</li> <li><span style="color: blue;">■</span> Both</li> </ul>
		Resident and Loss in County	23	\$923,300.00	
		Claim Loss in County	9	\$71,400.00	
		<b>Totals:</b>	<b>35</b>	<b>\$1,003,100.00</b>	
Citrus (Florida)	214	Resident of County	22	\$392,100.00	 <ul style="list-style-type: none"> <li><span style="color: green;">■</span> Resident</li> <li><span style="color: lightgreen;">■</span> Loss</li> <li><span style="color: blue;">■</span> Both</li> </ul>
		Resident and Loss in County	80	\$1,291,100.00	
		Claim Loss in County	7	\$162,700.00	
		<b>Totals:</b>	<b>109</b>	<b>\$1,845,900.00</b>	
Clay (Florida)	29	Resident of County	4	\$25,400.00	 <ul style="list-style-type: none"> <li><span style="color: green;">■</span> Resident</li> <li><span style="color: lightgreen;">■</span> Loss</li> <li><span style="color: blue;">■</span> Both</li> </ul>
		Resident and Loss in County	1	\$125,000.00	
		Claim Loss in County	1	\$18,700.00	
		<b>Totals:</b>	<b>6</b>	<b>\$169,100.00</b>	
Collier (Florida)	5,796	Resident of County	49	\$512,000.00	 <ul style="list-style-type: none"> <li><span style="color: green;">■</span> Resident</li> <li><span style="color: lightgreen;">■</span> Loss</li> <li><span style="color: blue;">■</span> Both</li> </ul>
		Resident and Loss in County	879	\$9,483,500.00	
		Claim Loss in County	27	\$156,500.00	
		<b>Totals:</b>	<b>955</b>	<b>\$10,152,000.00</b>	

## GCCF Program Statistics - Overall Summary

(as of October 27, 2010, 5:05 PM ET)

County (Florida)	Total Claims	Claimant Type	Claims Paid	Amount Paid	Payments in County
<b>Columbia (Florida)</b>	<b>14</b>	<u>Claimant Type</u>	<u>Claims Paid</u>	<u>Amount Paid</u>	<ul style="list-style-type: none"> <li>Resident</li> <li>Both</li> </ul>
		Resident of County	4	\$81,700.00	
		Resident and Loss in County	1	\$40,000.00	
		<b>Totals:</b>	<b>5</b>	<b>\$121,700.00</b>	
<b>Dixie (Florida)</b>	<b>30</b>	<u>Claimant Type</u>	<u>Claims Paid</u>	<u>Amount Paid</u>	<ul style="list-style-type: none"> <li>Resident</li> <li>Loss</li> <li>Both</li> </ul>
		Resident of County	1	\$3,000.00	
		Resident and Loss in County	12	\$353,400.00	
		Claim Loss in County	4	\$89,700.00	
<b>Totals:</b>	<b>17</b>	<b>\$446,100.00</b>			
<b>Duval (Florida)</b>	<b>275</b>	<u>Claimant Type</u>	<u>Claims Paid</u>	<u>Amount Paid</u>	<ul style="list-style-type: none"> <li>Resident</li> <li>Loss</li> <li>Both</li> </ul>
		Resident of County	33	\$561,000.00	
		Resident and Loss in County	14	\$993,000.00	
		Claim Loss in County	6	\$131,500.00	
<b>Totals:</b>	<b>53</b>	<b>\$1,685,500.00</b>			
<b>Escambia (Florida)</b>	<b>13,859</b>	<u>Claimant Type</u>	<u>Claims Paid</u>	<u>Amount Paid</u>	<ul style="list-style-type: none"> <li>Resident</li> <li>Loss</li> <li>Both</li> </ul>
		Resident of County	1,367	\$15,851,200.00	
		Resident and Loss in County	3,574	\$56,813,100.00	
		Claim Loss in County	935	\$12,824,900.00	
<b>Totals:</b>	<b>5,876</b>	<b>\$85,489,200.00</b>			
<b>Flagler (Florida)</b>	<b>8</b>	<u>Claimant Type</u>	<u>Claims Paid</u>	<u>Amount Paid</u>	<ul style="list-style-type: none"> <li>Resident</li> </ul>
		Resident of County	2	\$65,400.00	
		<b>Totals:</b>	<b>2</b>	<b>\$65,400.00</b>	

## GCCF Program Statistics - Overall Summary

(as of October 27, 2010, 5:05 PM ET)

County (Florida)	Total Claims	Claimant Type	Claims Paid	Amount Paid	Payments in County
Franklin (Florida)	1,933	<u>Claimant Type</u>	<u>Claims Paid</u>	<u>Amount Paid</u>	<p>Payments in County</p> <ul style="list-style-type: none"> <li>Resident</li> <li>Loss</li> <li>Both</li> </ul>
		Resident of County	33	\$391,800.00	
		Resident and Loss in County	1,059	\$13,071,700.00	
		Claim Loss in County	117	\$1,513,600.00	
<b>Totals:</b>		<b>1,209</b>	<b>\$14,977,100.00</b>		
Gadsden (Florida)	63	<u>Claimant Type</u>	<u>Claims Paid</u>	<u>Amount Paid</u>	<p>Payments in County</p> <ul style="list-style-type: none"> <li>Resident</li> <li>Loss</li> <li>Both</li> </ul>
		Resident of County	9	\$166,100.00	
		Resident and Loss in County	2	\$44,200.00	
		Claim Loss in County	1	\$6,000.00	
<b>Totals:</b>		<b>12</b>	<b>\$216,300.00</b>		
Gulf (Florida)	1,274	<u>Claimant Type</u>	<u>Claims Paid</u>	<u>Amount Paid</u>	<p>Payments in County</p> <ul style="list-style-type: none"> <li>Resident</li> <li>Loss</li> <li>Both</li> </ul>
		Resident of County	79	\$1,027,100.00	
		Resident and Loss in County	340	\$7,613,600.00	
		Claim Loss in County	96	\$1,221,200.00	
<b>Totals:</b>		<b>515</b>	<b>\$9,861,900.00</b>		
Hardee (Florida)	1	<u>Claimant Type</u>	<u>Claims Paid</u>	<u>Amount Paid</u>	<p>Payments in County</p> <ul style="list-style-type: none"> <li>Resident</li> </ul>
		Resident of County	1	\$15,000.00	
<b>Totals:</b>		<b>1</b>	<b>\$15,000.00</b>		
Hendry (Florida)	12	<u>Claimant Type</u>	<u>Claims Paid</u>	<u>Amount Paid</u>	<p>Payments in County</p> <ul style="list-style-type: none"> <li>Resident</li> </ul>
		Resident of County	1	\$24,000.00	
<b>Totals:</b>		<b>1</b>	<b>\$24,000.00</b>		

## GCCF Program Statistics - Overall Summary

(as of October 27, 2010, 5:05 PM ET)

County (Florida)	Total Claims	Claimant Type	Claims Paid	Amount Paid	Payments in County
<b>Hernando (Florida)</b>	<b>137</b>	<u>Claimant Type</u>	<u>Claims Paid</u>	<u>Amount Paid</u>	
		Resident of County	21	\$330,300.00	
		Resident and Loss in County	40	\$1,012,400.00	
		Claim Loss in County	15	\$303,200.00	
		<b>Totals:</b>	<b>76</b>	<b>\$1,645,900.00</b>	
<b>Hillsborough (Florida)</b>	<b>709</b>	<u>Claimant Type</u>	<u>Claims Paid</u>	<u>Amount Paid</u>	
		Resident of County	63	\$889,900.00	
		Resident and Loss in County	103	\$2,248,800.00	
		Claim Loss in County	35	\$563,900.00	
		<b>Totals:</b>	<b>201</b>	<b>\$3,702,600.00</b>	
<b>Holmes (Florida)</b>	<b>335</b>	<u>Claimant Type</u>	<u>Claims Paid</u>	<u>Amount Paid</u>	
		Resident of County	89	\$809,500.00	
		Resident and Loss in County	17	\$209,200.00	
		Claim Loss in County	3	\$14,100.00	
		<b>Totals:</b>	<b>109</b>	<b>\$1,032,800.00</b>	
<b>Indian River (Florida)</b>	<b>31</b>	<u>Claimant Type</u>	<u>Claims Paid</u>	<u>Amount Paid</u>	
		Resident and Loss in County	3	\$157,000.00	
		<b>Totals:</b>	<b>3</b>	<b>\$157,000.00</b>	
<b>Jackson (Florida)</b>	<b>266</b>	<u>Claimant Type</u>	<u>Claims Paid</u>	<u>Amount Paid</u>	
		Resident of County	29	\$363,100.00	
		Resident and Loss in County	3	\$96,000.00	
		Claim Loss in County	1	\$7,900.00	
		<b>Totals:</b>	<b>33</b>	<b>\$467,000.00</b>	

## GCCF Program Statistics - Overall Summary

(as of October 27, 2010, 5:05 PM ET)

County (Florida)	Total Claims	Claimant Type	Claims Paid	Amount Paid	Payments in County
Jefferson (Florida)	12	<u>Claimant Type</u>	<u>Claims Paid</u>	<u>Amount Paid</u>	
		Resident of County	4	\$106,200.00	
		Resident and Loss in County	2	\$2,500.00	
		Claim Loss in County	1	\$6,000.00	
<b>Totals:</b>		<b>7</b>	<b>\$114,700.00</b>		
Lafayette (Florida)	4	<u>Claimant Type</u>	<u>Claims Paid</u>	<u>Amount Paid</u>	
		Resident and Loss in County	1	\$226,700.00	
		<b>Totals:</b>	<b>1</b>	<b>\$226,700.00</b>	
Lake (Florida)	36	<u>Claimant Type</u>	<u>Claims Paid</u>	<u>Amount Paid</u>	
		Resident of County	7	\$73,000.00	
		Resident and Loss in County	5	\$137,900.00	
		<b>Totals:</b>	<b>12</b>	<b>\$210,900.00</b>	
Lee (Florida)	2,378	<u>Claimant Type</u>	<u>Claims Paid</u>	<u>Amount Paid</u>	
		Resident of County	39	\$698,700.00	
		Resident and Loss in County	205	\$3,534,300.00	
		Claim Loss in County	38	\$244,400.00	
<b>Totals:</b>		<b>282</b>	<b>\$4,477,400.00</b>		
Leon (Florida)	446	<u>Claimant Type</u>	<u>Claims Paid</u>	<u>Amount Paid</u>	
		Resident of County	83	\$1,619,400.00	
		Resident and Loss in County	7	\$212,600.00	
		Claim Loss in County	5	\$61,800.00	
<b>Totals:</b>		<b>95</b>	<b>\$1,893,800.00</b>		

## GCCF Program Statistics - Overall Summary (as of October 27, 2010, 5:05 PM ET)

Levy (Florida)	143	<u>Claimant Type</u>	<u>Claims Paid</u>	<u>Amount Paid</u>	Payments in County
		Resident of County	10	\$229,300.00	<ul style="list-style-type: none"> <li><span style="color: green;">■</span> Resident</li> <li><span style="color: lightgreen;">■</span> Loss</li> <li><span style="color: blue;">■</span> Both</li> </ul>
		Resident and Loss in County	72	\$1,897,000.00	
		Claim Loss in County	9	\$241,100.00	
		<b>Totals:</b>	<b>91</b>	<b>\$2,367,400.00</b>	
Liberty (Florida)	57	<u>Claimant Type</u>	<u>Claims Paid</u>	<u>Amount Paid</u>	Payments in County
		Resident of County	18	\$160,000.00	<ul style="list-style-type: none"> <li><span style="color: green;">■</span> Resident</li> <li><span style="color: lightgreen;">■</span> Loss</li> <li><span style="color: blue;">■</span> Both</li> </ul>
		Resident and Loss in County	3	\$36,200.00	
		Claim Loss in County	2	\$49,600.00	
		<b>Totals:</b>	<b>23</b>	<b>\$245,800.00</b>	
Madison (Florida)	8	<u>Claimant Type</u>	<u>Claims Paid</u>	<u>Amount Paid</u>	Payments in County
		Resident of County	1	\$2,100.00	<ul style="list-style-type: none"> <li><span style="color: green;">■</span> Resident</li> <li><span style="color: lightgreen;">■</span> Loss</li> </ul>
		Claim Loss in County	1	\$1,200.00	
		<b>Totals:</b>	<b>2</b>	<b>\$3,300.00</b>	
Manatee (Florida)	256	<u>Claimant Type</u>	<u>Claims Paid</u>	<u>Amount Paid</u>	Payments in County
		Resident of County	18	\$462,900.00	<ul style="list-style-type: none"> <li><span style="color: green;">■</span> Resident</li> <li><span style="color: lightgreen;">■</span> Loss</li> <li><span style="color: blue;">■</span> Both</li> </ul>
		Resident and Loss in County	47	\$2,014,600.00	
		Claim Loss in County	21	\$479,000.00	
		<b>Totals:</b>	<b>86</b>	<b>\$2,956,500.00</b>	
Marion (Florida)	59	<u>Claimant Type</u>	<u>Claims Paid</u>	<u>Amount Paid</u>	Payments in County
		Resident of County	9	\$97,500.00	<ul style="list-style-type: none"> <li><span style="color: green;">■</span> Resident</li> <li><span style="color: lightgreen;">■</span> Loss</li> <li><span style="color: blue;">■</span> Both</li> </ul>
		Resident and Loss in County	1	\$20,200.00	
		Claim Loss in County	1	\$26,000.00	
		<b>Totals:</b>	<b>11</b>	<b>\$143,700.00</b>	




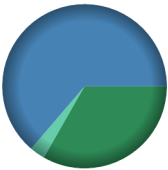
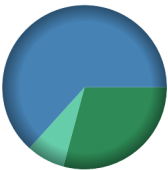
## GCCF Program Statistics - Overall Summary

(as of October 27, 2010, 5:05 PM ET)

County (Florida)	Total Claims	Claimant Type	Claims Paid	Amount Paid	Payments in County
Martin (Florida)	24	<u>Claimant Type</u>	<u>Claims Paid</u>	<u>Amount Paid</u>	<ul style="list-style-type: none"> <li>Resident</li> <li>Both</li> </ul>
		Resident of County	2	\$27,200.00	
		Resident and Loss in County	5	\$109,500.00	
		<b>Totals:</b>	<b>7</b>	<b>\$136,700.00</b>	
Miami-dade (Florida)	815	<u>Claimant Type</u>	<u>Claims Paid</u>	<u>Amount Paid</u>	<ul style="list-style-type: none"> <li>Resident</li> <li>Loss</li> <li>Both</li> </ul>
		Resident of County	35	\$479,400.00	
		Resident and Loss in County	18	\$581,000.00	
		Claim Loss in County	12	\$296,000.00	
<b>Totals:</b>	<b>65</b>	<b>\$1,356,400.00</b>			
Monroe (Florida)	2,953	<u>Claimant Type</u>	<u>Claims Paid</u>	<u>Amount Paid</u>	<ul style="list-style-type: none"> <li>Resident</li> <li>Loss</li> <li>Both</li> </ul>
		Resident of County	25	\$585,700.00	
		Resident and Loss in County	688	\$17,985,200.00	
		Claim Loss in County	40	\$502,800.00	
<b>Totals:</b>	<b>753</b>	<b>\$19,073,700.00</b>			
Nassau (Florida)	12	<u>Claimant Type</u>	<u>Claims Paid</u>	<u>Amount Paid</u>	<ul style="list-style-type: none"> <li>Resident</li> <li>Loss</li> <li>Both</li> </ul>
		Resident of County	3	\$65,200.00	
		Resident and Loss in County	2	\$31,100.00	
		Claim Loss in County	1	\$30,000.00	
<b>Totals:</b>	<b>6</b>	<b>\$126,300.00</b>			
Okaloosa (Florida)	18,913	<u>Claimant Type</u>	<u>Claims Paid</u>	<u>Amount Paid</u>	<ul style="list-style-type: none"> <li>Resident</li> <li>Loss</li> <li>Both</li> </ul>
		Resident of County	1,113	\$14,335,600.00	
		Resident and Loss in County	5,897	\$104,556,100.00	
		Claim Loss in County	2,748	\$34,266,900.00	
<b>Totals:</b>	<b>9,758</b>	<b>\$153,158,600.00</b>			

## GCCF Program Statistics - Overall Summary

(as of October 27, 2010, 5:05 PM ET)

County (Florida)	Total Claims	Claimant Type	Claims Paid	Amount Paid	Payments in County
Okeechobee (Florida)	6	<u>Claimant Type</u>	<u>Claims Paid</u>	<u>Amount Paid</u>	 <ul style="list-style-type: none"> <li>Loss</li> </ul>
		Claim Loss in County	1	\$5,000.00	
		<b>Totals:</b>	<b>1</b>	<b>\$5,000.00</b>	
Orange (Florida)	319	<u>Claimant Type</u>	<u>Claims Paid</u>	<u>Amount Paid</u>	 <ul style="list-style-type: none"> <li>Resident</li> <li>Both</li> </ul>
		Resident of County	55	\$803,100.00	
		Resident and Loss in County	6	\$185,000.00	
<b>Totals:</b>	<b>61</b>	<b>\$988,100.00</b>			
Osceola (Florida)	21	<u>Claimant Type</u>	<u>Claims Paid</u>	<u>Amount Paid</u>	 <ul style="list-style-type: none"> <li>Resident</li> </ul>
		Resident of County	4	\$33,600.00	
		<b>Totals:</b>	<b>4</b>	<b>\$33,600.00</b>	
Palm Beach (Florida)	211	<u>Claimant Type</u>	<u>Claims Paid</u>	<u>Amount Paid</u>	 <ul style="list-style-type: none"> <li>Resident</li> <li>Loss</li> <li>Both</li> </ul>
		Resident of County	17	\$237,600.00	
		Resident and Loss in County	9	\$455,500.00	
Claim Loss in County	3	\$21,300.00			
<b>Totals:</b>	<b>29</b>	<b>\$714,400.00</b>			
Pasco (Florida)	390	<u>Claimant Type</u>	<u>Claims Paid</u>	<u>Amount Paid</u>	 <ul style="list-style-type: none"> <li>Resident</li> <li>Loss</li> <li>Both</li> </ul>
		Resident of County	73	\$1,171,600.00	
		Resident and Loss in County	94	\$2,543,700.00	
Claim Loss in County	19	\$302,600.00			
<b>Totals:</b>	<b>186</b>	<b>\$4,017,900.00</b>			








## GCCF Program Statistics - Overall Summary

(as of October 27, 2010, 5:05 PM ET)

County (Florida)	Total Claims	Claimant Type	Claims Paid	Amount Paid	Payments in County
<b>Pinellas (Florida)</b>	<b>2,032</b>	<u>Claimant Type</u>	<u>Claims Paid</u>	<u>Amount Paid</u>	<p>Payments in County</p> <ul style="list-style-type: none"> <li>Resident</li> <li>Loss</li> <li>Both</li> </ul>
		Resident of County	48	\$1,360,900.00	
		Resident and Loss in County	543	\$9,407,000.00	
		Claim Loss in County	113	\$1,676,800.00	
		<b>Totals:</b>	<b>704</b>	<b>\$12,444,700.00</b>	
<b>Polk (Florida)</b>	<b>120</b>	<u>Claimant Type</u>	<u>Claims Paid</u>	<u>Amount Paid</u>	<p>Payments in County</p> <ul style="list-style-type: none"> <li>Resident</li> <li>Loss</li> <li>Both</li> </ul>
		Resident of County	12	\$168,600.00	
		Resident and Loss in County	5	\$145,000.00	
		Claim Loss in County	1	\$9,200.00	
		<b>Totals:</b>	<b>18</b>	<b>\$322,800.00</b>	
<b>Putnam (Florida)</b>	<b>9</b>	<u>Claimant Type</u>	<u>Claims Paid</u>	<u>Amount Paid</u>	<p>Payments in County</p> <ul style="list-style-type: none"> <li>Both</li> </ul>
		Resident and Loss in County	2	\$51,500.00	
		<b>Totals:</b>	<b>2</b>	<b>\$51,500.00</b>	
<b>Santa Rosa (Florida)</b>	<b>6,513</b>	<u>Claimant Type</u>	<u>Claims Paid</u>	<u>Amount Paid</u>	<p>Payments in County</p> <ul style="list-style-type: none"> <li>Resident</li> <li>Loss</li> <li>Both</li> </ul>
		Resident of County	775	\$9,078,900.00	
		Resident and Loss in County	1,437	\$31,355,600.00	
		Claim Loss in County	1,062	\$12,716,600.00	
		<b>Totals:</b>	<b>3,274</b>	<b>\$53,151,100.00</b>	
<b>Sarasota (Florida)</b>	<b>268</b>	<u>Claimant Type</u>	<u>Claims Paid</u>	<u>Amount Paid</u>	<p>Payments in County</p> <ul style="list-style-type: none"> <li>Resident</li> <li>Loss</li> <li>Both</li> </ul>
		Resident of County	13	\$132,400.00	
		Resident and Loss in County	36	\$1,231,400.00	
		Claim Loss in County	8	\$88,300.00	
		<b>Totals:</b>	<b>57</b>	<b>\$1,452,100.00</b>	

## GCCF Program Statistics - Overall Summary (as of October 27, 2010, 5:05 PM ET)

County (Florida)	Total Claims	Claimant Type	Claims Paid	Amount Paid	Payments in County
Seminole (Florida)	58	<u>Claimant Type</u>	<u>Claims Paid</u>	<u>Amount Paid</u>	Payments in County  <ul style="list-style-type: none"> <li>Resident</li> </ul>
		Resident of County	13	\$189,300.00	
		<b>Totals:</b>	<b>13</b>	<b>\$189,300.00</b>	
St. Johns (Florida)	35	<u>Claimant Type</u>	<u>Claims Paid</u>	<u>Amount Paid</u>	Payments in County  <ul style="list-style-type: none"> <li>Resident</li> <li>Both</li> </ul>
		Resident of County	8	\$145,300.00	
		Resident and Loss in County	4	\$76,500.00	
<b>Totals:</b>	<b>12</b>	<b>\$221,800.00</b>			
St. Lucie (Florida)	45	<u>Claimant Type</u>	<u>Claims Paid</u>	<u>Amount Paid</u>	Payments in County  <ul style="list-style-type: none"> <li>Resident</li> <li>Both</li> </ul>
		Resident of County	4	\$76,500.00	
		Resident and Loss in County	1	\$60,000.00	
<b>Totals:</b>	<b>5</b>	<b>\$136,500.00</b>			
Sumter (Florida)	12	<u>Claimant Type</u>	<u>Claims Paid</u>	<u>Amount Paid</u>	Payments in County  <ul style="list-style-type: none"> <li>Resident</li> </ul>
		Resident of County	6	\$149,600.00	
		<b>Totals:</b>	<b>6</b>	<b>\$149,600.00</b>	
Suwannee (Florida)	7	<u>Claimant Type</u>	<u>Claims Paid</u>	<u>Amount Paid</u>	Payments in County  <ul style="list-style-type: none"> <li>Resident</li> </ul>
		Resident of County	1	\$3,200.00	
		<b>Totals:</b>	<b>1</b>	<b>\$3,200.00</b>	

## GCCF Program Statistics - Overall Summary

(as of October 27, 2010, 5:05 PM ET)

County (Florida)	Total Claims	Claimant Type	Claims Paid	Amount Paid	Payments in County
<b>Taylor (Florida)</b>	<b>62</b>	<u>Claimant Type</u>	<u>Claims Paid</u>	<u>Amount Paid</u>	<p>Payments in County</p> <ul style="list-style-type: none"> <li>Resident</li> <li>Loss</li> <li>Both</li> </ul>
		Resident of County	8	\$298,200.00	
		Resident and Loss in County	33	\$1,269,800.00	
		Claim Loss in County	1	\$4,800.00	
<b>Totals:</b>	<b>42</b>	<b>\$1,572,800.00</b>			
<b>Unknown (Florida)</b>	<b>133</b>	<u>Claimant Type</u>	<u>Claims Paid</u>	<u>Amount Paid</u>	<p>Payments in County</p> <ul style="list-style-type: none"> <li>Resident</li> </ul>
		Resident of County	33	\$746,400.00	
		<b>Totals:</b>	<b>33</b>	<b>\$746,400.00</b>	
<b>Volusia (Florida)</b>	<b>67</b>	<u>Claimant Type</u>	<u>Claims Paid</u>	<u>Amount Paid</u>	<p>Payments in County</p> <ul style="list-style-type: none"> <li>Resident</li> <li>Loss</li> <li>Both</li> </ul>
		Resident of County	5	\$184,100.00	
		Resident and Loss in County	4	\$482,000.00	
		Claim Loss in County	3	\$33,800.00	
<b>Totals:</b>	<b>12</b>	<b>\$699,900.00</b>			
<b>Wakulla (Florida)</b>	<b>508</b>	<u>Claimant Type</u>	<u>Claims Paid</u>	<u>Amount Paid</u>	<p>Payments in County</p> <ul style="list-style-type: none"> <li>Resident</li> <li>Loss</li> <li>Both</li> </ul>
		Resident of County	34	\$827,800.00	
		Resident and Loss in County	276	\$5,909,500.00	
		Claim Loss in County	28	\$714,700.00	
<b>Totals:</b>	<b>338</b>	<b>\$7,452,000.00</b>			
<b>Walton (Florida)</b>	<b>9,012</b>	<u>Claimant Type</u>	<u>Claims Paid</u>	<u>Amount Paid</u>	<p>Payments in County</p> <ul style="list-style-type: none"> <li>Resident</li> <li>Loss</li> <li>Both</li> </ul>
		Resident of County	794	\$14,679,000.00	
		Resident and Loss in County	2,362	\$43,735,300.00	
		Claim Loss in County	1,845	\$20,966,500.00	
<b>Totals:</b>	<b>5,001</b>	<b>\$79,380,800.00</b>			

## GCCF Program Statistics - Overall Summary (as of October 27, 2010, 5:05 PM ET)


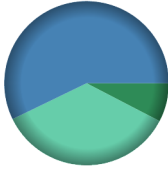


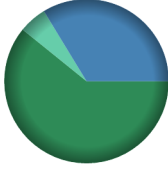
County	Total Claims	Claimant Type	Claims Paid	Amount Paid	Payments in County
<b>Washington (Florida)</b>	<b>778</b>	<u>Claimant Type</u>	<u>Claims Paid</u>	<u>Amount Paid</u>	
		Resident of County	170	\$1,520,300.00	
		Resident and Loss in County	29	\$352,100.00	
		Claim Loss in County	6	\$62,500.00	
<b>Totals:</b>	<b>205</b>	<b>\$1,934,900.00</b>			
<b>Acadia (Louisiana)</b>	<b>102</b>	<u>Claimant Type</u>	<u>Claims Paid</u>	<u>Amount Paid</u>	
		Resident of County	12	\$286,900.00	
		Resident and Loss in County	7	\$290,600.00	
		Claim Loss in County	4	\$70,900.00	
<b>Totals:</b>	<b>23</b>	<b>\$648,400.00</b>			
<b>Allen (Louisiana)</b>	<b>42</b>	<u>Claimant Type</u>	<u>Claims Paid</u>	<u>Amount Paid</u>	
		Resident of County	1	\$30,000.00	
		Claim Loss in County	2	\$38,600.00	
<b>Totals:</b>	<b>3</b>	<b>\$68,600.00</b>			
<b>Ascension (Louisiana)</b>	<b>511</b>	<u>Claimant Type</u>	<u>Claims Paid</u>	<u>Amount Paid</u>	
		Resident of County	41	\$577,900.00	
		Resident and Loss in County	10	\$302,900.00	
		Claim Loss in County	2	\$20,900.00	
<b>Totals:</b>	<b>53</b>	<b>\$901,700.00</b>			
<b>Assumption (Louisiana)</b>	<b>361</b>	<u>Claimant Type</u>	<u>Claims Paid</u>	<u>Amount Paid</u>	
		Resident of County	21	\$555,300.00	
		Resident and Loss in County	59	\$1,027,700.00	
		Claim Loss in County	7	\$117,500.00	
<b>Totals:</b>	<b>87</b>	<b>\$1,700,500.00</b>			

## GCCF Program Statistics - Overall Summary (as of October 27, 2010, 5:05 PM ET)

Parish (Louisiana)	Total Claims	Claimant Type	Claims Paid	Amount Paid	Payments in County
<b>Avoyelles (Louisiana)</b>	<b>87</b>	<u>Claimant Type</u>	<u>Claims Paid</u>	<u>Amount Paid</u>	
		Resident of County	11	\$136,200.00	
		Resident and Loss in County	11	\$641,800.00	
		Claim Loss in County	1	\$8,200.00	
<b>Totals:</b>	<b>23</b>	<b>\$786,200.00</b>			
<b>Beauregard (Louisiana)</b>	<b>21</b>	<u>Claimant Type</u>	<u>Claims Paid</u>	<u>Amount Paid</u>	
		Resident of County	3	\$135,200.00	
		Resident and Loss in County	4	\$76,000.00	
		<b>Totals:</b>	<b>7</b>	<b>\$211,200.00</b>	
<b>Bossier (Louisiana)</b>	<b>37</b>	<u>Claimant Type</u>	<u>Claims Paid</u>	<u>Amount Paid</u>	
		Resident of County	5	\$62,500.00	
		<b>Totals:</b>	<b>5</b>	<b>\$62,500.00</b>	
<b>Caddo (Louisiana)</b>	<b>86</b>	<u>Claimant Type</u>	<u>Claims Paid</u>	<u>Amount Paid</u>	
		Resident of County	12	\$124,200.00	
		<b>Totals:</b>	<b>12</b>	<b>\$124,200.00</b>	
<b>Calcasieu (Louisiana)</b>	<b>643</b>	<u>Claimant Type</u>	<u>Claims Paid</u>	<u>Amount Paid</u>	
		Resident of County	111	\$2,952,900.00	
		Resident and Loss in County	91	\$2,144,800.00	
		Claim Loss in County	20	\$422,100.00	
		<b>Totals:</b>	<b>222</b>	<b>\$5,519,800.00</b>	



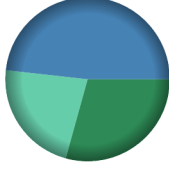
## GCCF Program Statistics - Overall Summary

(as of October 27, 2010, 5:05 PM ET)

County (Louisiana)	Total Claims	Claimant Type	Claims Paid	Amount Paid	Payments in County
Caldwell	6	<u>Claimant Type</u>	<u>Claims Paid</u>	<u>Amount Paid</u>	Payments in County 
		Resident of County	2	\$7,300.00	
		<b>Totals:</b>	<b>2</b>	<b>\$7,300.00</b>	
Cameron	331	<u>Claimant Type</u>	<u>Claims Paid</u>	<u>Amount Paid</u>	Payments in County 
		Resident of County	18	\$472,500.00	
		Resident and Loss in County	127	\$3,541,900.00	
		Claim Loss in County	81	\$2,178,300.00	
		<b>Totals:</b>	<b>226</b>	<b>\$6,192,700.00</b>	
Claiborne	3	<u>Claimant Type</u>	<u>Claims Paid</u>	<u>Amount Paid</u>	Payments in County 
		Claim Loss in County	1	\$80,400.00	
		<b>Totals:</b>	<b>1</b>	<b>\$80,400.00</b>	
Concordia	32	<u>Claimant Type</u>	<u>Claims Paid</u>	<u>Amount Paid</u>	Payments in County 
		Resident of County	3	\$155,700.00	
		Resident and Loss in County	2	\$70,000.00	
		<b>Totals:</b>	<b>5</b>	<b>\$225,700.00</b>	
E. Baton Rouge	2,136	<u>Claimant Type</u>	<u>Claims Paid</u>	<u>Amount Paid</u>	Payments in County 
		Resident of County	148	\$2,442,500.00	
		Resident and Loss in County	46	\$1,352,600.00	
		Claim Loss in County	12	\$219,600.00	
		<b>Totals:</b>	<b>206</b>	<b>\$4,014,700.00</b>	

## GCCF Program Statistics - Overall Summary

(as of October 27, 2010, 5:05 PM ET)

Claimant	Count	Claimant Type	Claims Paid	Amount Paid	Payments in County
<b>E. Feliciana (Louisiana)</b>	<b>29</b>	<u>Claimant Type</u>	<u>Claims Paid</u>	<u>Amount Paid</u>	<b>Payments in County</b>  <ul style="list-style-type: none"> <li><span style="color: green;">■</span> Resident</li> <li><span style="color: lightgreen;">■</span> Loss</li> <li><span style="color: blue;">■</span> Both</li> </ul>
		Resident of County	1	\$14,000.00	
		Resident and Loss in County	3	\$115,000.00	
		Claim Loss in County	1	\$20,000.00	
<b>Totals:</b>	<b>5</b>	<b>\$149,000.00</b>			
<b>Evangeline (Louisiana)</b>	<b>42</b>	<u>Claimant Type</u>	<u>Claims Paid</u>	<u>Amount Paid</u>	<b>Payments in County</b>  <ul style="list-style-type: none"> <li><span style="color: green;">■</span> Resident</li> <li><span style="color: lightgreen;">■</span> Both</li> </ul>
		Resident of County	5	\$103,900.00	
		Resident and Loss in County	4	\$70,300.00	
		<b>Totals:</b>	<b>9</b>	<b>\$174,200.00</b>	
<b>Franklin (Louisiana)</b>	<b>8</b>	<u>Claimant Type</u>	<u>Claims Paid</u>	<u>Amount Paid</u>	<b>Payments in County</b>  <ul style="list-style-type: none"> <li><span style="color: green;">■</span> Resident</li> </ul>
		Resident of County	3	\$35,200.00	
		<b>Totals:</b>	<b>3</b>	<b>\$35,200.00</b>	
<b>Grant (Louisiana)</b>	<b>14</b>	<u>Claimant Type</u>	<u>Claims Paid</u>	<u>Amount Paid</u>	<b>Payments in County</b>  <ul style="list-style-type: none"> <li><span style="color: green;">■</span> Resident</li> <li><span style="color: lightgreen;">■</span> Loss</li> </ul>
		Resident of County	1	\$15,500.00	
		Claim Loss in County	1	\$10,000.00	
		<b>Totals:</b>	<b>2</b>	<b>\$25,500.00</b>	
<b>Iberia (Louisiana)</b>	<b>961</b>	<u>Claimant Type</u>	<u>Claims Paid</u>	<u>Amount Paid</u>	<b>Payments in County</b>  <ul style="list-style-type: none"> <li><span style="color: green;">■</span> Resident</li> <li><span style="color: lightgreen;">■</span> Loss</li> <li><span style="color: blue;">■</span> Both</li> </ul>
		Resident of County	106	\$3,265,800.00	
		Resident and Loss in County	218	\$5,376,800.00	
		Claim Loss in County	102	\$2,504,500.00	
		<b>Totals:</b>	<b>426</b>	<b>\$11,147,100.00</b>	

## GCCF Program Statistics - Overall Summary (as of October 27, 2010, 5:05 PM ET)

County (Louisiana)	Total Claims	Claimant Type	Claims Paid	Amount Paid	Payments in County
<b>Iberville (Louisiana)</b>	<b>200</b>	<u>Claimant Type</u>	<u>Claims Paid</u>	<u>Amount Paid</u>	
		Resident of County	9	\$270,200.00	
		Resident and Loss in County	38	\$728,600.00	
		Claim Loss in County	5	\$130,300.00	
		<b>Totals:</b>	<b>52</b>	<b>\$1,129,100.00</b>	
<b>Jackson (Louisiana)</b>	<b>3</b>	<u>Claimant Type</u>	<u>Claims Paid</u>	<u>Amount Paid</u>	
		Resident of County	1	\$18,600.00	
		Resident and Loss in County	1	\$4,500.00	
		<b>Totals:</b>	<b>2</b>	<b>\$23,100.00</b>	
		<b>Jefferson (Louisiana)</b>	<b>42,679</b>	<u>Claimant Type</u>	
Resident of County	2,731			\$36,531,500.00	
Resident and Loss in County	4,493			\$78,931,400.00	
Claim Loss in County	1,851			\$24,151,200.00	
<b>Totals:</b>	<b>9,075</b>			<b>\$139,614,100.00</b>	
<b>Jefferson Davis (Louisiana)</b>	<b>41</b>	<u>Claimant Type</u>	<u>Claims Paid</u>	<u>Amount Paid</u>	
		Resident of County	5	\$53,700.00	
		Resident and Loss in County	8	\$231,500.00	
		Claim Loss in County	2	\$65,000.00	
		<b>Totals:</b>	<b>15</b>	<b>\$350,200.00</b>	
<b>Lafayette (Louisiana)</b>	<b>1,228</b>	<u>Claimant Type</u>	<u>Claims Paid</u>	<u>Amount Paid</u>	
		Resident of County	190	\$4,716,800.00	
		Resident and Loss in County	128	\$3,694,000.00	
		Claim Loss in County	78	\$1,862,800.00	
		<b>Totals:</b>	<b>396</b>	<b>\$10,273,600.00</b>	



## GCCF Program Statistics - Overall Summary (as of October 27, 2010, 5:05 PM ET)

Parish (Louisiana)	Total Claims	Claimant Type	Claims Paid	Amount Paid	Payments in County
<b>Lafourche (Louisiana)</b>	<b>2,702</b>	<u>Claimant Type</u>	<u>Claims Paid</u>	<u>Amount Paid</u>	
		Resident of County	183	\$3,782,700.00	
		Resident and Loss in County	987	\$33,155,000.00	
		Claim Loss in County	255	\$4,804,700.00	
<b>Totals:</b>		<b>1,425</b>	<b>\$41,742,400.00</b>		
<b>Lincoln (Louisiana)</b>	<b>24</b>	<u>Claimant Type</u>	<u>Claims Paid</u>	<u>Amount Paid</u>	
		Resident of County	4	\$133,100.00	
		<b>Totals:</b>	<b>4</b>	<b>\$133,100.00</b>	
<b>Livingston (Louisiana)</b>	<b>284</b>	<u>Claimant Type</u>	<u>Claims Paid</u>	<u>Amount Paid</u>	
		Resident of County	42	\$996,100.00	
		Resident and Loss in County	20	\$781,800.00	
		Claim Loss in County	5	\$95,000.00	
<b>Totals:</b>		<b>67</b>	<b>\$1,872,900.00</b>		
<b>Madison (Louisiana)</b>	<b>5</b>	<u>Claimant Type</u>	<u>Claims Paid</u>	<u>Amount Paid</u>	
		Resident of County	1	\$16,200.00	
		<b>Totals:</b>	<b>1</b>	<b>\$16,200.00</b>	
<b>Natchitoches (Louisiana)</b>	<b>19</b>	<u>Claimant Type</u>	<u>Claims Paid</u>	<u>Amount Paid</u>	
		Resident of County	3	\$61,000.00	
		Resident and Loss in County	2	\$48,400.00	
		<b>Totals:</b>	<b>5</b>	<b>\$109,400.00</b>	


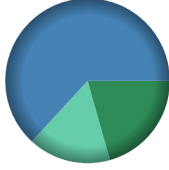

## GCCF Program Statistics - Overall Summary

(as of October 27, 2010, 5:05 PM ET)

County (Louisiana)	Total Claims	Claimant Type	Claims Paid	Amount Paid	Payments in County
Orleans (Louisiana)	52,010	<u>Claimant Type</u>	<u>Claims Paid</u>	<u>Amount Paid</u>	
		Resident of County	1,541	\$17,961,400.00	
		Resident and Loss in County	8,084	\$96,330,200.00	
		Claim Loss in County	3,233	\$41,077,900.00	
<b>Totals:</b>		<b>12,858</b>	<b>\$155,369,500.00</b>		
Ouachita (Louisiana)	92	<u>Claimant Type</u>	<u>Claims Paid</u>	<u>Amount Paid</u>	
		Resident of County	22	\$291,100.00	
		Resident and Loss in County	4	\$104,600.00	
		<b>Totals:</b>		<b>26</b>	
Plaquemines (Louisiana)	4,360	<u>Claimant Type</u>	<u>Claims Paid</u>	<u>Amount Paid</u>	
		Resident of County	144	\$4,223,200.00	
		Resident and Loss in County	1,071	\$59,826,100.00	
		Claim Loss in County	593	\$17,600,900.00	
<b>Totals:</b>		<b>1,808</b>	<b>\$81,650,200.00</b>		
Pointe Coupee (Louisiana)	34	<u>Claimant Type</u>	<u>Claims Paid</u>	<u>Amount Paid</u>	
		Resident of County	4	\$120,800.00	
		Resident and Loss in County	2	\$30,000.00	
		<b>Totals:</b>		<b>6</b>	
Rapides (Louisiana)	169	<u>Claimant Type</u>	<u>Claims Paid</u>	<u>Amount Paid</u>	
		Resident of County	18	\$324,200.00	
		Resident and Loss in County	5	\$309,800.00	
		<b>Totals:</b>		<b>23</b>	

## GCCF Program Statistics - Overall Summary

(as of October 27, 2010, 5:05 PM ET)

County (Louisiana)	Total Claims	Claimant Type	Claims Paid	Amount Paid	Payments in County
Richland	5	<u>Claimant Type</u>	<u>Claims Paid</u>	<u>Amount Paid</u>	Payments in County  <ul style="list-style-type: none"> <li>Resident</li> </ul>
		Resident of County	3	\$114,400.00	
		<b>Totals:</b>	<b>3</b>	<b>\$114,400.00</b>	
		Sabine	9	<u>Claimant Type</u>	
Resident of County	1			\$16,800.00	
<b>Totals:</b>	<b>1</b>			<b>\$16,800.00</b>	
St. Bernard	4,441			<u>Claimant Type</u>	<u>Claims Paid</u>
		Resident of County	357	\$4,847,200.00	
		Resident and Loss in County	714	\$21,859,600.00	
		Claim Loss in County	202	\$4,930,300.00	
		<b>Totals:</b>	<b>1,273</b>	<b>\$31,637,100.00</b>	
St. Charles	3,043	<u>Claimant Type</u>	<u>Claims Paid</u>	<u>Amount Paid</u>	Payments in County  <ul style="list-style-type: none"> <li>Resident</li> <li>Loss</li> <li>Both</li> </ul>
		Resident of County	188	\$2,304,000.00	
		Resident and Loss in County	254	\$7,056,500.00	
		Claim Loss in County	119	\$1,814,300.00	
		<b>Totals:</b>	<b>561</b>	<b>\$11,174,800.00</b>	
St. Helena	29	<u>Claimant Type</u>	<u>Claims Paid</u>	<u>Amount Paid</u>	Payments in County  <ul style="list-style-type: none"> <li>Resident</li> <li>Loss</li> </ul>
		Resident of County	3	\$50,500.00	
		Claim Loss in County	1	\$25,000.00	
		<b>Totals:</b>	<b>4</b>	<b>\$75,500.00</b>	

## GCCF Program Statistics - Overall Summary

(as of October 27, 2010, 5:05 PM ET)

Parish (Louisiana)	Total Claims	Claimant Type	Claims Paid	Amount Paid	Payments in County
<b>St. James (Louisiana)</b>	<b>599</b>	<u>Claimant Type</u>	<u>Claims Paid</u>	<u>Amount Paid</u>	<p>Payments in County</p> <ul style="list-style-type: none"> <li>Resident</li> <li>Loss</li> <li>Both</li> </ul>
		Resident of County	11	\$231,400.00	
		Resident and Loss in County	8	\$201,500.00	
		Claim Loss in County	1	\$51,300.00	
<b>Totals:</b>	<b>20</b>	<b>\$484,200.00</b>			
<b>St. John The Baptist (Louisiana)</b>	<b>3,722</b>	<u>Claimant Type</u>	<u>Claims Paid</u>	<u>Amount Paid</u>	<p>Payments in County</p> <ul style="list-style-type: none"> <li>Resident</li> <li>Loss</li> <li>Both</li> </ul>
		Resident of County	149	\$1,507,600.00	
		Resident and Loss in County	92	\$1,770,500.00	
		Claim Loss in County	38	\$413,000.00	
<b>Totals:</b>	<b>279</b>	<b>\$3,691,100.00</b>			
<b>St. Landry (Louisiana)</b>	<b>171</b>	<u>Claimant Type</u>	<u>Claims Paid</u>	<u>Amount Paid</u>	<p>Payments in County</p> <ul style="list-style-type: none"> <li>Resident</li> <li>Loss</li> <li>Both</li> </ul>
		Resident of County	21	\$412,400.00	
		Resident and Loss in County	15	\$447,200.00	
		Claim Loss in County	4	\$104,300.00	
<b>Totals:</b>	<b>40</b>	<b>\$963,900.00</b>			
<b>St. Martin (Louisiana)</b>	<b>554</b>	<u>Claimant Type</u>	<u>Claims Paid</u>	<u>Amount Paid</u>	<p>Payments in County</p> <ul style="list-style-type: none"> <li>Resident</li> <li>Loss</li> <li>Both</li> </ul>
		Resident of County	51	\$1,031,200.00	
		Resident and Loss in County	191	\$4,053,250.00	
		Claim Loss in County	19	\$253,000.00	
<b>Totals:</b>	<b>261</b>	<b>\$5,337,450.00</b>			
<b>St. Mary (Louisiana)</b>	<b>1,258</b>	<u>Claimant Type</u>	<u>Claims Paid</u>	<u>Amount Paid</u>	<p>Payments in County</p> <ul style="list-style-type: none"> <li>Resident</li> <li>Loss</li> <li>Both</li> </ul>
		Resident of County	96	\$2,154,300.00	
		Resident and Loss in County	315	\$8,144,400.00	
		Claim Loss in County	159	\$5,311,400.00	
<b>Totals:</b>	<b>570</b>	<b>\$15,610,100.00</b>			

## GCCF Program Statistics - Overall Summary

(as of October 27, 2010, 5:05 PM ET)

County (Louisiana)	Total Claims	Claimant Type	Claims Paid	Amount Paid	Payments in County
<b>St. Tammany</b>	<b>5,618</b>	<u>Claimant Type</u>	<u>Claims Paid</u>	<u>Amount Paid</u>	<p>Payments in County</p> <ul style="list-style-type: none"> <li>Resident</li> <li>Loss</li> <li>Both</li> </ul>
		Resident of County	557	\$9,570,900.00	
		Resident and Loss in County	849	\$19,759,100.00	
		Claim Loss in County	269	\$4,459,765.00	
		<b>Totals:</b>	<b>1,675</b>	<b>\$33,789,765.00</b>	
<b>Tangipahoa</b>	<b>1,277</b>	<u>Claimant Type</u>	<u>Claims Paid</u>	<u>Amount Paid</u>	<p>Payments in County</p> <ul style="list-style-type: none"> <li>Resident</li> <li>Loss</li> <li>Both</li> </ul>
		Resident of County	112	\$2,444,500.00	
		Resident and Loss in County	86	\$1,758,200.00	
		Claim Loss in County	23	\$728,700.00	
		<b>Totals:</b>	<b>221</b>	<b>\$4,931,400.00</b>	
<b>Terrebonne</b>	<b>4,684</b>	<u>Claimant Type</u>	<u>Claims Paid</u>	<u>Amount Paid</u>	<p>Payments in County</p> <ul style="list-style-type: none"> <li>Resident</li> <li>Loss</li> <li>Both</li> </ul>
		Resident of County	156	\$3,453,400.00	
		Resident and Loss in County	2,012	\$54,830,500.00	
		Claim Loss in County	352	\$8,575,100.00	
		<b>Totals:</b>	<b>2,520</b>	<b>\$66,859,000.00</b>	
<b>Union</b>	<b>9</b>	<u>Claimant Type</u>	<u>Claims Paid</u>	<u>Amount Paid</u>	<p>Payments in County</p> <ul style="list-style-type: none"> <li>Resident</li> <li>Loss</li> <li>Both</li> </ul>
		Resident of County	2	\$95,500.00	
		Resident and Loss in County	1	\$40,800.00	
		<b>Totals:</b>	<b>3</b>	<b>\$136,300.00</b>	
<b>Unknown</b>	<b>267</b>	<u>Claimant Type</u>	<u>Claims Paid</u>	<u>Amount Paid</u>	<p>Payments in County</p> <ul style="list-style-type: none"> <li>Resident</li> </ul>
		Resident of County	51	\$931,100.00	
		<b>Totals:</b>	<b>51</b>	<b>\$931,100.00</b>	

## GCCF Program Statistics - Overall Summary

(as of October 27, 2010, 5:05 PM ET)

County (Louisiana)	Total Claims	Claimant Type	Claims Paid	Amount Paid	Payments in County
<b>Vermilion (Louisiana)</b>	<b>1,182</b>	<u>Claimant Type</u>	<u>Claims Paid</u>	<u>Amount Paid</u>	
		Resident of County	110	\$2,409,300.00	
		Resident and Loss in County	534	\$12,709,600.00	
		Claim Loss in County	166	\$22,254,100.00	
<b>Totals:</b>		<b>810</b>	<b>\$37,373,000.00</b>		
<b>Vernon (Louisiana)</b>	<b>17</b>	<u>Claimant Type</u>	<u>Claims Paid</u>	<u>Amount Paid</u>	
		Resident of County	1	\$10,000.00	
		Claim Loss in County	3	\$124,000.00	
<b>Totals:</b>		<b>4</b>	<b>\$134,000.00</b>		
<b>W. Baton Rouge (Louisiana)</b>	<b>81</b>	<u>Claimant Type</u>	<u>Claims Paid</u>	<u>Amount Paid</u>	
		Resident and Loss in County	1	\$28,100.00	
		Claim Loss in County	1	\$3,700.00	
<b>Totals:</b>		<b>2</b>	<b>\$31,800.00</b>		
<b>W. Feliciana (Louisiana)</b>	<b>17</b>	<u>Claimant Type</u>	<u>Claims Paid</u>	<u>Amount Paid</u>	
		Resident of County	1	\$8,000.00	
<b>Totals:</b>		<b>1</b>	<b>\$8,000.00</b>		
<b>Washington (Louisiana)</b>	<b>197</b>	<u>Claimant Type</u>	<u>Claims Paid</u>	<u>Amount Paid</u>	
		Resident of County	20	\$591,900.00	
		Resident and Loss in County	12	\$554,600.00	
		Claim Loss in County	1	\$9,000.00	
<b>Totals:</b>		<b>33</b>	<b>\$1,155,500.00</b>		





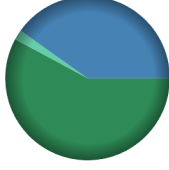
## GCCF Program Statistics - Overall Summary

(as of October 27, 2010, 5:05 PM ET)

County	Total Claims	Claimant Type	Claims Paid	Amount Paid	Payments in County
Webster (Louisiana)	8	<u>Claimant Type</u>	<u>Claims Paid</u>	<u>Amount Paid</u>	Payments in County  Resident
		Resident of County	1	\$91,000.00	
		<b>Totals:</b>	<b>1</b>	<b>\$91,000.00</b>	
Amite (Mississippi)	22	<u>Claimant Type</u>	<u>Claims Paid</u>	<u>Amount Paid</u>	Payments in County  Resident
		Resident of County	1	\$22,100.00	
		<b>Totals:</b>	<b>1</b>	<b>\$22,100.00</b>	
Calhoun (Mississippi)	4	<u>Claimant Type</u>	<u>Claims Paid</u>	<u>Amount Paid</u>	Payments in County  Resident
		Resident of County	1	\$55,000.00	
		<b>Totals:</b>	<b>1</b>	<b>\$55,000.00</b>	
Chickasaw (Mississippi)	1	<u>Claimant Type</u>	<u>Claims Paid</u>	<u>Amount Paid</u>	Payments in County  Resident
		Resident of County	1	\$6,000.00	
		<b>Totals:</b>	<b>1</b>	<b>\$6,000.00</b>	
Claiborne (Mississippi)	10	<u>Claimant Type</u>	<u>Claims Paid</u>	<u>Amount Paid</u>	Payments in County  Resident
		Resident of County	1	\$17,600.00	
		<b>Totals:</b>	<b>1</b>	<b>\$17,600.00</b>	

## GCCF Program Statistics - Overall Summary

(as of October 27, 2010, 5:05 PM ET)

County (Mississippi)	Total	Claimant Type	Claims Paid	Amount Paid	Payments in County
Clarke	50	<u>Claimant Type</u>	<u>Claims Paid</u>	<u>Amount Paid</u>	Payments in County  <ul style="list-style-type: none"> <li>Resident</li> </ul>
		Resident of County	4	\$112,900.00	
		<b>Totals:</b>	<b>4</b>	<b>\$112,900.00</b>	
Coahoma	4	<u>Claimant Type</u>	<u>Claims Paid</u>	<u>Amount Paid</u>	Payments in County  <ul style="list-style-type: none"> <li>Resident</li> </ul>
		Resident of County	1	\$35,000.00	
		<b>Totals:</b>	<b>1</b>	<b>\$35,000.00</b>	
Covington	92	<u>Claimant Type</u>	<u>Claims Paid</u>	<u>Amount Paid</u>	Payments in County  <ul style="list-style-type: none"> <li>Resident</li> </ul>
		Resident of County	2	\$39,400.00	
		<b>Totals:</b>	<b>2</b>	<b>\$39,400.00</b>	
Desoto	31	<u>Claimant Type</u>	<u>Claims Paid</u>	<u>Amount Paid</u>	Payments in County  <ul style="list-style-type: none"> <li>Resident</li> </ul>
		Resident of County	15	\$171,100.00	
		<b>Totals:</b>	<b>15</b>	<b>\$171,100.00</b>	
Forrest	767	<u>Claimant Type</u>	<u>Claims Paid</u>	<u>Amount Paid</u>	Payments in County  <ul style="list-style-type: none"> <li>Resident</li> <li>Loss</li> <li>Both</li> </ul>
		Resident of County	45	\$625,100.00	
		Resident and Loss in County	15	\$433,500.00	
		Claim Loss in County	4	\$21,200.00	
		<b>Totals:</b>	<b>64</b>	<b>\$1,079,800.00</b>	

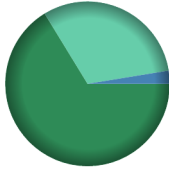
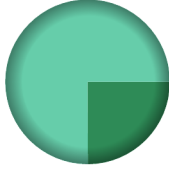

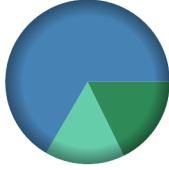



## GCCF Program Statistics - Overall Summary

(as of October 27, 2010, 5:05 PM ET)



County	Total Claims	Claimant Type	Claims Paid	Amount Paid	Payments in County
Franklin (Mississippi)	12	<u>Claimant Type</u>	<u>Claims Paid</u>	<u>Amount Paid</u>	
		Resident of County	1	\$7,500.00	
		Claim Loss in County	1	\$14,600.00	
		<b>Totals:</b>	<b>2</b>	<b>\$22,100.00</b>	
George (Mississippi)	352	<u>Claimant Type</u>	<u>Claims Paid</u>	<u>Amount Paid</u>	
		Resident of County	48	\$764,400.00	
		Resident and Loss in County	19	\$671,500.00	
		Claim Loss in County	4	\$104,400.00	
<b>Totals:</b>	<b>71</b>	<b>\$1,540,300.00</b>			
Greene (Mississippi)	94	<u>Claimant Type</u>	<u>Claims Paid</u>	<u>Amount Paid</u>	
		Resident of County	5	\$52,800.00	
		Resident and Loss in County	4	\$30,900.00	
		<b>Totals:</b>	<b>9</b>	<b>\$83,700.00</b>	
Hancock (Mississippi)	2,683	<u>Claimant Type</u>	<u>Claims Paid</u>	<u>Amount Paid</u>	
		Resident of County	157	\$2,471,100.00	
		Resident and Loss in County	612	\$14,119,300.00	
		Claim Loss in County	116	\$2,203,000.00	
<b>Totals:</b>	<b>885</b>	<b>\$18,793,400.00</b>			
Harrison (Mississippi)	20,877	<u>Claimant Type</u>	<u>Claims Paid</u>	<u>Amount Paid</u>	
		Resident of County	422	\$6,591,236.50	
		Resident and Loss in County	4,149	\$68,346,800.00	
		Claim Loss in County	782	\$10,975,400.00	
<b>Totals:</b>	<b>5,353</b>	<b>\$85,913,436.50</b>			

## GCCF Program Statistics - Overall Summary (as of October 27, 2010, 5:05 PM ET)

County (Mississippi)	Total Hinds	Claimant Type	Claims Paid	Amount Paid	Payments in County
<b>Hinds (Mississippi)</b>	<b>156</b>	<u>Claimant Type</u>	<u>Claims Paid</u>	<u>Amount Paid</u>	 <ul style="list-style-type: none"> <li>Resident</li> <li>Loss</li> <li>Both</li> </ul>
		Resident of County	16	\$157,300.00	
		Resident and Loss in County	2	\$6,100.00	
		Claim Loss in County	4	\$74,000.00	
		<b>Totals:</b>	<b>22</b>	<b>\$237,400.00</b>	
<b>Humphreys (Mississippi)</b>	<b>3</b>	<u>Claimant Type</u>	<u>Claims Paid</u>	<u>Amount Paid</u>	 <ul style="list-style-type: none"> <li>Resident</li> <li>Loss</li> </ul>
		Resident of County	1	\$9,300.00	
		Claim Loss in County	1	\$28,000.00	
		<b>Totals:</b>	<b>2</b>	<b>\$37,300.00</b>	
<b>Itawamba (Mississippi)</b>	<b>1</b>	<u>Claimant Type</u>	<u>Claims Paid</u>	<u>Amount Paid</u>	 <ul style="list-style-type: none"> <li>Resident</li> </ul>
		Resident of County	1	\$6,000.00	
		<b>Totals:</b>	<b>1</b>	<b>\$6,000.00</b>	
<b>Jackson (Mississippi)</b>	<b>9,117</b>	<u>Claimant Type</u>	<u>Claims Paid</u>	<u>Amount Paid</u>	 <ul style="list-style-type: none"> <li>Resident</li> <li>Loss</li> <li>Both</li> </ul>
		Resident of County	557	\$7,287,700.00	
		Resident and Loss in County	1,144	\$27,358,800.00	
		Claim Loss in County	423	\$6,435,200.00	
		<b>Totals:</b>	<b>2,124</b>	<b>\$41,081,700.00</b>	
<b>Jasper (Mississippi)</b>	<b>58</b>	<u>Claimant Type</u>	<u>Claims Paid</u>	<u>Amount Paid</u>	 <ul style="list-style-type: none"> <li>Both</li> </ul>
		Resident and Loss in County	1	\$25,500.00	
		<b>Totals:</b>	<b>1</b>	<b>\$25,500.00</b>	


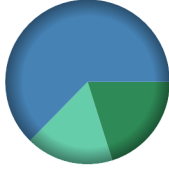



## GCCF Program Statistics - Overall Summary

(as of October 27, 2010, 5:05 PM ET)

County	Total Claims	Claimant Type	Claims Paid	Amount Paid	Payments in County
Jefferson Davis (Mississippi)	118	<u>Claimant Type</u>	<u>Claims Paid</u>	<u>Amount Paid</u>	<b>Payments in County</b>  <ul style="list-style-type: none"> <li>Resident</li> </ul>
		Resident of County	1	\$7,200.00	
		<b>Totals:</b>	<b>1</b>	<b>\$7,200.00</b>	
Jones (Mississippi)	141	<u>Claimant Type</u>	<u>Claims Paid</u>	<u>Amount Paid</u>	<b>Payments in County</b>  <ul style="list-style-type: none"> <li>Resident</li> <li>Both</li> </ul>
		Resident of County	11	\$187,400.00	
		Resident and Loss in County	1	\$50,000.00	
		<b>Totals:</b>	<b>12</b>	<b>\$237,400.00</b>	
Kemper (Mississippi)	7	<u>Claimant Type</u>	<u>Claims Paid</u>	<u>Amount Paid</u>	<b>Payments in County</b>  <ul style="list-style-type: none"> <li>Loss</li> </ul>
		Claim Loss in County	2	\$108,800.00	
		<b>Totals:</b>	<b>2</b>	<b>\$108,800.00</b>	
Lafayette (Mississippi)	12	<u>Claimant Type</u>	<u>Claims Paid</u>	<u>Amount Paid</u>	<b>Payments in County</b>  <ul style="list-style-type: none"> <li>Resident</li> </ul>
		Resident of County	6	\$76,000.00	
		<b>Totals:</b>	<b>6</b>	<b>\$76,000.00</b>	
Lamar (Mississippi)	139	<u>Claimant Type</u>	<u>Claims Paid</u>	<u>Amount Paid</u>	<b>Payments in County</b>  <ul style="list-style-type: none"> <li>Resident</li> <li>Loss</li> <li>Both</li> </ul>
		Resident of County	11	\$153,900.00	
		Resident and Loss in County	2	\$21,500.00	
		Claim Loss in County	2	\$34,000.00	
		<b>Totals:</b>	<b>15</b>	<b>\$209,400.00</b>	

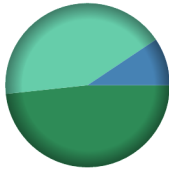


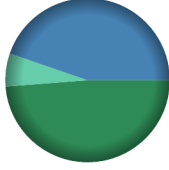

## GCCF Program Statistics - Overall Summary

(as of October 27, 2010, 5:05 PM ET)

County (Mississippi)	Total Claims	Claimant Type	Claims Paid	Amount Paid	Payments in County
<b>Lauderdale (Mississippi)</b>	<b>64</b>	<u>Claimant Type</u>	<u>Claims Paid</u>	<u>Amount Paid</u>	<b>Payments in County</b>  <ul style="list-style-type: none"> <li>Resident</li> </ul>
		Resident of County	15	\$150,100.00	
		<b>Totals:</b>	<b>15</b>	<b>\$150,100.00</b>	
<b>Lawrence (Mississippi)</b>	<b>80</b>	<u>Claimant Type</u>	<u>Claims Paid</u>	<u>Amount Paid</u>	<b>Payments in County</b>  <ul style="list-style-type: none"> <li>Resident</li> <li>Loss</li> <li>Both</li> </ul>
		Resident of County	2	\$21,700.00	
		Resident and Loss in County	5	\$67,500.00	
		Claim Loss in County	2	\$18,500.00	
<b>Totals:</b>	<b>9</b>	<b>\$107,700.00</b>			
<b>Leake (Mississippi)</b>	<b>13</b>	<u>Claimant Type</u>	<u>Claims Paid</u>	<u>Amount Paid</u>	<b>Payments in County</b>  <ul style="list-style-type: none"> <li>Resident</li> </ul>
		Resident of County	2	\$63,000.00	
		<b>Totals:</b>	<b>2</b>	<b>\$63,000.00</b>	
<b>Lee (Mississippi)</b>	<b>16</b>	<u>Claimant Type</u>	<u>Claims Paid</u>	<u>Amount Paid</u>	<b>Payments in County</b>  <ul style="list-style-type: none"> <li>Resident</li> </ul>
		Resident of County	8	\$88,000.00	
		<b>Totals:</b>	<b>8</b>	<b>\$88,000.00</b>	
<b>Leflore (Mississippi)</b>	<b>4</b>	<u>Claimant Type</u>	<u>Claims Paid</u>	<u>Amount Paid</u>	<b>Payments in County</b>  <ul style="list-style-type: none"> <li>Resident</li> </ul>
		Resident of County	1	\$7,800.00	
		<b>Totals:</b>	<b>1</b>	<b>\$7,800.00</b>	


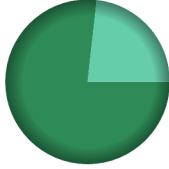



## GCCF Program Statistics - Overall Summary

(as of October 27, 2010, 5:05 PM ET)

County (Mississippi)	Total Claims	Claimant Type	Claims Paid	Amount Paid	Payments in County
<b>Lincoln (Mississippi)</b>	<b>29</b>	<u>Claimant Type</u>	<u>Claims Paid</u>	<u>Amount Paid</u>	 <ul style="list-style-type: none"> <li><span style="color: green;">■</span> Resident</li> <li><span style="color: lightgreen;">■</span> Loss</li> <li><span style="color: blue;">■</span> Both</li> </ul>
		Resident of County	5	\$114,200.00	
		Resident and Loss in County	1	\$22,200.00	
		Claim Loss in County	1	\$100,000.00	
<b>Totals:</b>	<b>7</b>	<b>\$236,400.00</b>			
<b>Lowndes (Mississippi)</b>	<b>29</b>	<u>Claimant Type</u>	<u>Claims Paid</u>	<u>Amount Paid</u>	 <ul style="list-style-type: none"> <li><span style="color: green;">■</span> Resident</li> <li><span style="color: lightgreen;">■</span> Both</li> </ul>
		Resident of County	12	\$108,100.00	
		Resident and Loss in County	1	\$2,400.00	
		<b>Totals:</b>	<b>13</b>	<b>\$110,500.00</b>	
<b>Madison (Mississippi)</b>	<b>100</b>	<u>Claimant Type</u>	<u>Claims Paid</u>	<u>Amount Paid</u>	 <ul style="list-style-type: none"> <li><span style="color: green;">■</span> Resident</li> <li><span style="color: lightgreen;">■</span> Both</li> </ul>
		Resident of County	30	\$315,600.00	
		Resident and Loss in County	3	\$52,400.00	
		<b>Totals:</b>	<b>33</b>	<b>\$368,000.00</b>	
<b>Marion (Mississippi)</b>	<b>214</b>	<u>Claimant Type</u>	<u>Claims Paid</u>	<u>Amount Paid</u>	 <ul style="list-style-type: none"> <li><span style="color: green;">■</span> Resident</li> <li><span style="color: lightgreen;">■</span> Loss</li> <li><span style="color: blue;">■</span> Both</li> </ul>
		Resident of County	6	\$134,600.00	
		Resident and Loss in County	6	\$123,400.00	
		Claim Loss in County	1	\$18,000.00	
<b>Totals:</b>	<b>13</b>	<b>\$276,000.00</b>			
<b>Monroe (Mississippi)</b>	<b>13</b>	<u>Claimant Type</u>	<u>Claims Paid</u>	<u>Amount Paid</u>	 <ul style="list-style-type: none"> <li><span style="color: green;">■</span> Resident</li> </ul>
		Resident of County	9	\$96,200.00	
		<b>Totals:</b>	<b>9</b>	<b>\$96,200.00</b>	

## GCCF Program Statistics - Overall Summary

(as of October 27, 2010, 5:05 PM ET)




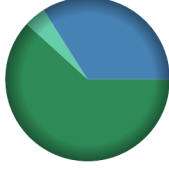

County	Count	Claimant Type	Claims Paid	Amount Paid	Payments in County
Montgomery (Mississippi)	1	<u>Claimant Type</u>	<u>Claims Paid</u>	<u>Amount Paid</u>	Payments in County  Resident
		Resident of County	1	\$20,000.00	
		<b>Totals:</b>	<b>1</b>	<b>\$20,000.00</b>	
Neshoba (Mississippi)	34	<u>Claimant Type</u>	<u>Claims Paid</u>	<u>Amount Paid</u>	Payments in County  Resident Loss
		Resident of County	1	\$138,900.00	
		Claim Loss in County	1	\$42,000.00	
<b>Totals:</b>	<b>2</b>	<b>\$180,900.00</b>			
Newton (Mississippi)	8	<u>Claimant Type</u>	<u>Claims Paid</u>	<u>Amount Paid</u>	Payments in County  Resident
		Resident of County	2	\$80,000.00	
		<b>Totals:</b>	<b>2</b>	<b>\$80,000.00</b>	
Noxubee (Mississippi)	10	<u>Claimant Type</u>	<u>Claims Paid</u>	<u>Amount Paid</u>	Payments in County  Resident
		Resident of County	1	\$8,800.00	
		<b>Totals:</b>	<b>1</b>	<b>\$8,800.00</b>	
Oktibbeha (Mississippi)	19	<u>Claimant Type</u>	<u>Claims Paid</u>	<u>Amount Paid</u>	Payments in County  Resident
		Resident of County	8	\$98,800.00	
		<b>Totals:</b>	<b>8</b>	<b>\$98,800.00</b>	

## GCCF Program Statistics - Overall Summary

(as of October 27, 2010, 5:05 PM ET)

County (Mississippi)	Total Claims	Claimant Type	Claims Paid	Amount Paid	Payments in County
Panola	4	<u>Claimant Type</u>	<u>Claims Paid</u>	<u>Amount Paid</u>	<p>Payments in County</p> <ul style="list-style-type: none"> <li>Resident</li> </ul>
		Resident of County	2	\$14,700.00	
		<b>Totals:</b>	<b>2</b>	<b>\$14,700.00</b>	
Pearl River	738	<u>Claimant Type</u>	<u>Claims Paid</u>	<u>Amount Paid</u>	<p>Payments in County</p> <ul style="list-style-type: none"> <li>Resident</li> <li>Loss</li> <li>Both</li> </ul>
		Resident of County	101	\$1,364,400.00	
		Resident and Loss in County	18	\$569,300.00	
		Claim Loss in County	1	\$44,000.00	
		<b>Totals:</b>	<b>120</b>	<b>\$1,977,700.00</b>	
Perry	52	<u>Claimant Type</u>	<u>Claims Paid</u>	<u>Amount Paid</u>	<p>Payments in County</p> <ul style="list-style-type: none"> <li>Resident</li> <li>Both</li> </ul>
		Resident of County	3	\$78,600.00	
		Resident and Loss in County	3	\$44,200.00	
		<b>Totals:</b>	<b>6</b>	<b>\$122,800.00</b>	
Pike	143	<u>Claimant Type</u>	<u>Claims Paid</u>	<u>Amount Paid</u>	<p>Payments in County</p> <ul style="list-style-type: none"> <li>Resident</li> <li>Loss</li> <li>Both</li> </ul>
		Resident of County	16	\$184,300.00	
		Resident and Loss in County	1	\$100,000.00	
		Claim Loss in County	1	\$12,000.00	
		<b>Totals:</b>	<b>18</b>	<b>\$296,300.00</b>	
Rankin	92	<u>Claimant Type</u>	<u>Claims Paid</u>	<u>Amount Paid</u>	<p>Payments in County</p> <ul style="list-style-type: none"> <li>Resident</li> <li>Loss</li> </ul>
		Resident of County	25	\$451,900.00	
		Claim Loss in County	1	\$2,000.00	
		<b>Totals:</b>	<b>26</b>	<b>\$453,900.00</b>	






## GCCF Program Statistics - Overall Summary (as of October 27, 2010, 5:05 PM ET)

Claimant Name	Count	Claimant Type	Claims Paid	Amount Paid	Payments in County
<b>Scott (Mississippi)</b>	<b>23</b>	<u>Claimant Type</u>	<u>Claims Paid</u>	<u>Amount Paid</u>	<b>Payments in County</b>  <ul style="list-style-type: none"> <li>Resident</li> </ul>
		Resident of County	7	\$68,700.00	
		<b>Totals:</b>	<b>7</b>	<b>\$68,700.00</b>	
<b>Sharkey (Mississippi)</b>	<b>1</b>	<u>Claimant Type</u>	<u>Claims Paid</u>	<u>Amount Paid</u>	<b>Payments in County</b>  <ul style="list-style-type: none"> <li>Resident</li> </ul>
		Resident of County	1	\$4,800.00	
		<b>Totals:</b>	<b>1</b>	<b>\$4,800.00</b>	
<b>Simpson (Mississippi)</b>	<b>39</b>	<u>Claimant Type</u>	<u>Claims Paid</u>	<u>Amount Paid</u>	<b>Payments in County</b>  <ul style="list-style-type: none"> <li>Resident</li> <li>Both</li> </ul>
		Resident of County	4	\$42,700.00	
		Resident and Loss in County	1	\$30,800.00	
		<b>Totals:</b>	<b>5</b>	<b>\$73,500.00</b>	
<b>Stone (Mississippi)</b>	<b>557</b>	<u>Claimant Type</u>	<u>Claims Paid</u>	<u>Amount Paid</u>	<b>Payments in County</b>  <ul style="list-style-type: none"> <li>Resident</li> <li>Loss</li> <li>Both</li> </ul>
		Resident of County	75	\$1,282,200.00	
		Resident and Loss in County	17	\$705,000.00	
		Claim Loss in County	6	\$89,000.00	
		<b>Totals:</b>	<b>98</b>	<b>\$2,076,200.00</b>	
<b>Sunflower (Mississippi)</b>	<b>8</b>	<u>Claimant Type</u>	<u>Claims Paid</u>	<u>Amount Paid</u>	<b>Payments in County</b>  <ul style="list-style-type: none"> <li>Resident</li> </ul>
		Resident of County	3	\$26,800.00	
		<b>Totals:</b>	<b>3</b>	<b>\$26,800.00</b>	



## GCCF Program Statistics - Overall Summary

(as of October 27, 2010, 5:05 PM ET)

County (Mississippi)	Total Claims	Claimant Type	Claims Paid	Amount Paid	Payments in County
Tishomingo	1	<u>Claimant Type</u>	<u>Claims Paid</u>	<u>Amount Paid</u>	 Payments in County Resident
		Resident of County	1	\$2,100.00	
		<b>Totals:</b>	<b>1</b>	<b>\$2,100.00</b>	
Unknown	100	<u>Claimant Type</u>	<u>Claims Paid</u>	<u>Amount Paid</u>	 Payments in County Resident
		Resident of County	13	\$233,600.00	
		<b>Totals:</b>	<b>13</b>	<b>\$233,600.00</b>	
Walthall	55	<u>Claimant Type</u>	<u>Claims Paid</u>	<u>Amount Paid</u>	 Payments in County Resident
		Resident of County	1	\$19,400.00	
		<b>Totals:</b>	<b>1</b>	<b>\$19,400.00</b>	
Warren	22	<u>Claimant Type</u>	<u>Claims Paid</u>	<u>Amount Paid</u>	 Payments in County Resident
		Resident of County	6	\$45,900.00	
		<b>Totals:</b>	<b>6</b>	<b>\$45,900.00</b>	
Washington	14	<u>Claimant Type</u>	<u>Claims Paid</u>	<u>Amount Paid</u>	 Payments in County Resident Both
		Resident of County	3	\$9,600.00	
		Resident and Loss in County	1	\$2,200.00	
		<b>Totals:</b>	<b>4</b>	<b>\$11,800.00</b>	






## GCCF Program Statistics - Overall Summary

(as of October 27, 2010, 5:05 PM ET)

County (Mississippi)	Total Claims	Claimant Type	Claims Paid	Amount Paid	Payments in County
<b>Wayne</b> (Mississippi)	<b>105</b>	<u>Claimant Type</u>	<u>Claims Paid</u>	<u>Amount Paid</u>	<ul style="list-style-type: none"> <li><span style="color: green;">■</span> Resident</li> <li><span style="color: lightgreen;">■</span> Loss</li> <li><span style="color: blue;">■</span> Both</li> </ul>
		Resident of County	3	\$89,100.00	
		Resident and Loss in County	3	\$86,600.00	
		Claim Loss in County	1	\$5,900.00	
<b>Totals:</b>	<b>7</b>	<b>\$181,600.00</b>			
<b>Webster</b> (Mississippi)	<b>2</b>	<u>Claimant Type</u>	<u>Claims Paid</u>	<u>Amount Paid</u>	<ul style="list-style-type: none"> <li><span style="color: green;">■</span> Resident</li> </ul>
		Resident of County	1	\$3,000.00	
		<b>Totals:</b>	<b>1</b>	<b>\$3,000.00</b>	
<b>Wilkinson</b> (Mississippi)	<b>15</b>	<u>Claimant Type</u>	<u>Claims Paid</u>	<u>Amount Paid</u>	<ul style="list-style-type: none"> <li><span style="color: green;">■</span> Resident</li> </ul>
		Resident of County	1	\$8,400.00	
		<b>Totals:</b>	<b>1</b>	<b>\$8,400.00</b>	
<b>Winston</b> (Mississippi)	<b>24</b>	<u>Claimant Type</u>	<u>Claims Paid</u>	<u>Amount Paid</u>	<ul style="list-style-type: none"> <li><span style="color: green;">■</span> Resident</li> </ul>
		Resident of County	1	\$7,400.00	
		<b>Totals:</b>	<b>1</b>	<b>\$7,400.00</b>	
<b>Yazoo</b> (Mississippi)	<b>4</b>	<u>Claimant Type</u>	<u>Claims Paid</u>	<u>Amount Paid</u>	<ul style="list-style-type: none"> <li><span style="color: green;">■</span> Resident</li> </ul>
		Resident of County	1	\$3,300.00	
		<b>Totals:</b>	<b>1</b>	<b>\$3,300.00</b>	

## GCCF Program Statistics - Overall Summary

(as of October 27, 2010, 5:05 PM ET)

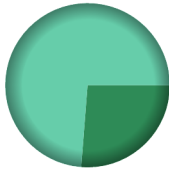
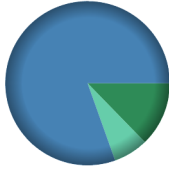



County (Texas)	Total Claims	Claimant Type	Claims Paid	Amount Paid	Payments in County
Anderson (Texas)	1	<u>Claimant Type</u>	<u>Claims Paid</u>	<u>Amount Paid</u>	Payments in County  <ul style="list-style-type: none"> <li>Resident</li> </ul>
		Resident of County	1	\$3,300.00	
		<b>Totals:</b>	<b>1</b>	<b>\$3,300.00</b>	
Angelina (Texas)	9	<u>Claimant Type</u>	<u>Claims Paid</u>	<u>Amount Paid</u>	Payments in County  <ul style="list-style-type: none"> <li>Resident</li> </ul>
		Resident of County	1	\$6,500.00	
		<b>Totals:</b>	<b>1</b>	<b>\$6,500.00</b>	
Aransas (Texas)	46	<u>Claimant Type</u>	<u>Claims Paid</u>	<u>Amount Paid</u>	Payments in County  <ul style="list-style-type: none"> <li>Loss</li> <li>Both</li> </ul>
		Resident and Loss in County	7	\$154,100.00	
		Claim Loss in County	2	\$18,100.00	
		<b>Totals:</b>	<b>9</b>	<b>\$172,200.00</b>	
Bay (Texas)	1	<u>Claimant Type</u>	<u>Claims Paid</u>	<u>Amount Paid</u>	Payments in County  <ul style="list-style-type: none"> <li>Loss</li> </ul>
		Claim Loss in County	1	\$30,100.00	
		<b>Totals:</b>	<b>1</b>	<b>\$30,100.00</b>	
Bexar (Texas)	73	<u>Claimant Type</u>	<u>Claims Paid</u>	<u>Amount Paid</u>	Payments in County  <ul style="list-style-type: none"> <li>Resident</li> <li>Both</li> </ul>
		Resident of County	13	\$214,000.00	
		Resident and Loss in County	2	\$182,000.00	
		<b>Totals:</b>	<b>15</b>	<b>\$396,000.00</b>	

## GCCF Program Statistics - Overall Summary

(as of October 27, 2010, 5:05 PM ET)

County (Texas)	Total Claims	Claimant Type	Claims Paid	Amount Paid	Payments in County
<b>Bowie (Texas)</b>	<b>4</b>	<u>Claimant Type</u>	<u>Claims Paid</u>	<u>Amount Paid</u>	<b>Payments in County</b>  <ul style="list-style-type: none"> <li>Resident</li> </ul>
		Resident of County	1	\$2,600.00	
		<b>Totals:</b>	<b>1</b>	<b>\$2,600.00</b>	
<b>Brazoria (Texas)</b>	<b>139</b>	<u>Claimant Type</u>	<u>Claims Paid</u>	<u>Amount Paid</u>	<b>Payments in County</b>  <ul style="list-style-type: none"> <li>Resident</li> <li>Loss</li> <li>Both</li> </ul>
		Resident of County	12	\$300,300.00	
		Resident and Loss in County	22	\$927,600.00	
		Claim Loss in County	28	\$471,400.00	
		<b>Totals:</b>	<b>62</b>	<b>\$1,699,300.00</b>	
<b>Brazos (Texas)</b>	<b>6</b>	<u>Claimant Type</u>	<u>Claims Paid</u>	<u>Amount Paid</u>	<b>Payments in County</b>  <ul style="list-style-type: none"> <li>Resident</li> </ul>
		Resident of County	1	\$18,000.00	
		<b>Totals:</b>	<b>1</b>	<b>\$18,000.00</b>	
<b>Brown (Texas)</b>	<b>1</b>	<u>Claimant Type</u>	<u>Claims Paid</u>	<u>Amount Paid</u>	<b>Payments in County</b>  <ul style="list-style-type: none"> <li>Resident</li> </ul>
		Resident of County	1	\$8,600.00	
		<b>Totals:</b>	<b>1</b>	<b>\$8,600.00</b>	
<b>Calhoun (Texas)</b>	<b>93</b>	<u>Claimant Type</u>	<u>Claims Paid</u>	<u>Amount Paid</u>	<b>Payments in County</b>  <ul style="list-style-type: none"> <li>Resident</li> <li>Loss</li> <li>Both</li> </ul>
		Resident of County	6	\$354,600.00	
		Resident and Loss in County	4	\$370,800.00	
		Claim Loss in County	22	\$259,900.00	
		<b>Totals:</b>	<b>32</b>	<b>\$985,300.00</b>	

## GCCF Program Statistics - Overall Summary (as of October 27, 2010, 5:05 PM ET)

County (Texas)	Total Claims	Claimant Type	Claims Paid	Amount Paid	Payments in County
Cameron	178	<u>Claimant Type</u>	<u>Claims Paid</u>	<u>Amount Paid</u>	Payments in County  <ul style="list-style-type: none"> <li>Resident</li> <li>Both</li> </ul>
		Resident of County	9	\$236,800.00	
		Resident and Loss in County	30	\$665,800.00	
		<b>Totals:</b>	<b>39</b>	<b>\$902,600.00</b>	
Chambers	46	<u>Claimant Type</u>	<u>Claims Paid</u>	<u>Amount Paid</u>	Payments in County  <ul style="list-style-type: none"> <li>Resident</li> <li>Loss</li> <li>Both</li> </ul>
		Resident of County	4	\$111,000.00	
		Resident and Loss in County	17	\$701,400.00	
		Claim Loss in County	5	\$59,500.00	
<b>Totals:</b>	<b>26</b>	<b>\$871,900.00</b>			
Cherokee	2	<u>Claimant Type</u>	<u>Claims Paid</u>	<u>Amount Paid</u>	Payments in County  <ul style="list-style-type: none"> <li>Resident</li> </ul>
		Resident of County	1	\$1,700.00	
		<b>Totals:</b>	<b>1</b>	<b>\$1,700.00</b>	
Collin	76	<u>Claimant Type</u>	<u>Claims Paid</u>	<u>Amount Paid</u>	Payments in County  <ul style="list-style-type: none"> <li>Resident</li> <li>Loss</li> </ul>
		Resident of County	30	\$348,600.00	
		Claim Loss in County	3	\$102,100.00	
		<b>Totals:</b>	<b>33</b>	<b>\$450,700.00</b>	
Comal	15	<u>Claimant Type</u>	<u>Claims Paid</u>	<u>Amount Paid</u>	Payments in County  <ul style="list-style-type: none"> <li>Resident</li> </ul>
		Resident of County	8	\$181,600.00	
		<b>Totals:</b>	<b>8</b>	<b>\$181,600.00</b>	


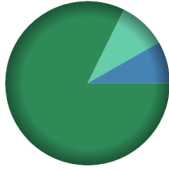
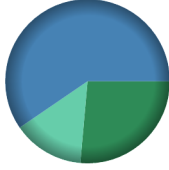
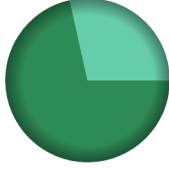

## GCCF Program Statistics - Overall Summary

(as of October 27, 2010, 5:05 PM ET)

County (Texas)	Total Claims	Claimant Type	Claims Paid	Amount Paid	Payments in County
Dallas (Texas)	263	<u>Claimant Type</u>	<u>Claims Paid</u>	<u>Amount Paid</u>	
		Resident of County	32	\$432,500.00	
		Resident and Loss in County	1	\$24,000.00	
		Claim Loss in County	7	\$104,800.00	
<b>Totals:</b>	<b>40</b>	<b>\$561,300.00</b>			
Denton (Texas)	34	<u>Claimant Type</u>	<u>Claims Paid</u>	<u>Amount Paid</u>	
		Resident of County	9	\$86,400.00	
		<b>Totals:</b>	<b>9</b>	<b>\$86,400.00</b>	
Ector (Texas)	2	<u>Claimant Type</u>	<u>Claims Paid</u>	<u>Amount Paid</u>	
		Resident of County	1	\$1,500.00	
		<b>Totals:</b>	<b>1</b>	<b>\$1,500.00</b>	
El Paso (Texas)	5	<u>Claimant Type</u>	<u>Claims Paid</u>	<u>Amount Paid</u>	
		Resident of County	1	\$3,700.00	
		<b>Totals:</b>	<b>1</b>	<b>\$3,700.00</b>	
Ellis (Texas)	7	<u>Claimant Type</u>	<u>Claims Paid</u>	<u>Amount Paid</u>	
		Resident of County	1	\$25,000.00	
		<b>Totals:</b>	<b>1</b>	<b>\$25,000.00</b>	


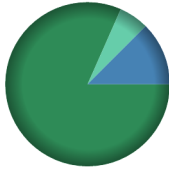


## GCCF Program Statistics - Overall Summary

(as of October 27, 2010, 5:05 PM ET)

County (Texas)	Total Claims	Claimant Type	Claims Paid	Amount Paid	Payments in County
Foard (Texas)	1	<u>Claimant Type</u>	<u>Claims Paid</u>	<u>Amount Paid</u>	Payments in County  <ul style="list-style-type: none"> <li>Resident</li> </ul>
		Resident of County	1	\$13,000.00	
		<b>Totals:</b>	<b>1</b>	<b>\$13,000.00</b>	
Fort Bend (Texas)	147	<u>Claimant Type</u>	<u>Claims Paid</u>	<u>Amount Paid</u>	Payments in County  <ul style="list-style-type: none"> <li>Resident</li> <li>Loss</li> <li>Both</li> </ul>
		Resident of County	30	\$1,285,600.00	
		Resident and Loss in County	7	\$129,300.00	
		Claim Loss in County	6	\$147,300.00	
<b>Totals:</b>	<b>43</b>	<b>\$1,562,200.00</b>			
Galveston (Texas)	1,020	<u>Claimant Type</u>	<u>Claims Paid</u>	<u>Amount Paid</u>	Payments in County  <ul style="list-style-type: none"> <li>Resident</li> <li>Loss</li> <li>Both</li> </ul>
		Resident of County	120	\$3,450,100.00	
		Resident and Loss in County	324	\$7,781,200.00	
		Claim Loss in County	109	\$1,834,800.00	
<b>Totals:</b>	<b>553</b>	<b>\$13,066,100.00</b>			
Grayson (Texas)	5	<u>Claimant Type</u>	<u>Claims Paid</u>	<u>Amount Paid</u>	Payments in County  <ul style="list-style-type: none"> <li>Resident</li> <li>Loss</li> </ul>
		Resident of County	1	\$8,300.00	
		Claim Loss in County	1	\$3,300.00	
		<b>Totals:</b>	<b>2</b>	<b>\$11,600.00</b>	
Gregg (Texas)	5	<u>Claimant Type</u>	<u>Claims Paid</u>	<u>Amount Paid</u>	Payments in County  <ul style="list-style-type: none"> <li>Resident</li> </ul>
		Resident of County	3	\$25,600.00	
		<b>Totals:</b>	<b>3</b>	<b>\$25,600.00</b>	

## GCCF Program Statistics - Overall Summary


(as of October 27, 2010, 5:05 PM ET)

County (Texas)	Total Claims	Claimant Type	Claims Paid	Amount Paid	Payments in County
Guadalupe (Texas)	3	<u>Claimant Type</u>	<u>Claims Paid</u>	<u>Amount Paid</u>	Payments in County  <ul style="list-style-type: none"> <li>Resident</li> </ul>
		Resident of County	2	\$42,600.00	
		<b>Totals:</b>	<b>2</b>	<b>\$42,600.00</b>	
Hardin (Texas)	9	<u>Claimant Type</u>	<u>Claims Paid</u>	<u>Amount Paid</u>	Payments in County  <ul style="list-style-type: none"> <li>Both</li> </ul>
		Resident and Loss in County	1	\$10,000.00	
		<b>Totals:</b>	<b>1</b>	<b>\$10,000.00</b>	
Harris (Texas)	1,964	<u>Claimant Type</u>	<u>Claims Paid</u>	<u>Amount Paid</u>	Payments in County  <ul style="list-style-type: none"> <li>Resident</li> <li>Loss</li> <li>Both</li> </ul>
		Resident of County	328	\$26,055,100.00	
		Resident and Loss in County	138	\$3,996,500.00	
		Claim Loss in County	102	\$1,872,300.00	
		<b>Totals:</b>	<b>568</b>	<b>\$31,923,900.00</b>	
Harrison (Texas)	2	<u>Claimant Type</u>	<u>Claims Paid</u>	<u>Amount Paid</u>	Payments in County  <ul style="list-style-type: none"> <li>Resident</li> </ul>
		Resident of County	1	\$10,400.00	
		<b>Totals:</b>	<b>1</b>	<b>\$10,400.00</b>	
Hays (Texas)	7	<u>Claimant Type</u>	<u>Claims Paid</u>	<u>Amount Paid</u>	Payments in County  <ul style="list-style-type: none"> <li>Resident</li> </ul>
		Resident of County	1	\$25,500.00	
		<b>Totals:</b>	<b>1</b>	<b>\$25,500.00</b>	





## GCCF Program Statistics - Overall Summary

(as of October 27, 2010, 5:05 PM ET)

County (Texas)	Total Claims	Claimant Type	Claims Paid	Amount Paid	Payments in County
<b>Hidalgo (Texas)</b>	<b>31</b>	<u>Claimant Type</u>	<u>Claims Paid</u>	<u>Amount Paid</u>	<b>Payments in County</b>  <ul style="list-style-type: none"> <li><span style="color: green;">■</span> Resident</li> <li><span style="color: lightgreen;">■</span> Loss</li> <li><span style="color: blue;">■</span> Both</li> </ul>
		Resident of County	3	\$10,700.00	
		Resident and Loss in County	1	\$6,000.00	
		Claim Loss in County	1	\$10,300.00	
<b>Totals:</b>	<b>5</b>	<b>\$27,000.00</b>			
<b>Hill (Texas)</b>	<b>2</b>	<u>Claimant Type</u>	<u>Claims Paid</u>	<u>Amount Paid</u>	<b>Payments in County</b>  <ul style="list-style-type: none"> <li><span style="color: green;">■</span> Resident</li> </ul>
		Resident of County	1	\$21,600.00	
		<b>Totals:</b>	<b>1</b>	<b>\$21,600.00</b>	
<b>Hopkins (Texas)</b>	<b>2</b>	<u>Claimant Type</u>	<u>Claims Paid</u>	<u>Amount Paid</u>	<b>Payments in County</b>  <ul style="list-style-type: none"> <li><span style="color: green;">■</span> Resident</li> </ul>
		Resident of County	1	\$9,700.00	
		<b>Totals:</b>	<b>1</b>	<b>\$9,700.00</b>	
<b>Jasper (Texas)</b>	<b>12</b>	<u>Claimant Type</u>	<u>Claims Paid</u>	<u>Amount Paid</u>	<b>Payments in County</b>  <ul style="list-style-type: none"> <li><span style="color: green;">■</span> Resident</li> </ul>
		Resident of County	5	\$190,700.00	
		<b>Totals:</b>	<b>5</b>	<b>\$190,700.00</b>	
<b>Jefferson (Texas)</b>	<b>1,043</b>	<u>Claimant Type</u>	<u>Claims Paid</u>	<u>Amount Paid</u>	<b>Payments in County</b>  <ul style="list-style-type: none"> <li><span style="color: green;">■</span> Resident</li> <li><span style="color: lightgreen;">■</span> Loss</li> <li><span style="color: blue;">■</span> Both</li> </ul>
		Resident of County	102	\$2,872,200.00	
		Resident and Loss in County	264	\$6,097,700.00	
		Claim Loss in County	50	\$1,192,600.00	
		<b>Totals:</b>	<b>416</b>	<b>\$10,162,500.00</b>	

## GCCF Program Statistics - Overall Summary

(as of October 27, 2010, 5:05 PM ET)

<b>Jim Hogg (Texas)</b>	<b>1</b>	<u>Claimant Type</u>	<u>Claims Paid</u>	<u>Amount Paid</u>	<b>Payments in County</b>  <span style="color: green;">■</span> Loss
		Claim Loss in County	1	\$32,400.00	
		<b>Totals:</b>	<b>1</b>	<b>\$32,400.00</b>	
<b>Jim Wells (Texas)</b>	<b>1</b>	<u>Claimant Type</u>	<u>Claims Paid</u>	<u>Amount Paid</u>	<b>Payments in County</b>  <span style="color: green;">■</span> Both
		Resident and Loss in County	1	\$79,900.00	
		<b>Totals:</b>	<b>1</b>	<b>\$79,900.00</b>	
<b>Johnson (Texas)</b>	<b>12</b>	<u>Claimant Type</u>	<u>Claims Paid</u>	<u>Amount Paid</u>	<b>Payments in County</b>  <span style="color: green;">■</span> Resident
		Resident of County	4	\$131,000.00	
		<b>Totals:</b>	<b>4</b>	<b>\$131,000.00</b>	
<b>Kaufman (Texas)</b>	<b>6</b>	<u>Claimant Type</u>	<u>Claims Paid</u>	<u>Amount Paid</u>	<b>Payments in County</b>  <span style="color: green;">■</span> Resident
		Resident of County	1	\$11,600.00	
		<b>Totals:</b>	<b>1</b>	<b>\$11,600.00</b>	
<b>Kendall (Texas)</b>	<b>2</b>	<u>Claimant Type</u>	<u>Claims Paid</u>	<u>Amount Paid</u>	<b>Payments in County</b>  <span style="color: green;">■</span> Resident
		Resident of County	2	\$15,700.00	
		<b>Totals:</b>	<b>2</b>	<b>\$15,700.00</b>	

## GCCF Program Statistics - Overall Summary

(as of October 27, 2010, 5:05 PM ET)

County (Texas)	Total Claims	Claimant Type	Claims Paid	Amount Paid	Payments in County
Kleberg (Texas)	1	<u>Claimant Type</u>	<u>Claims Paid</u>	<u>Amount Paid</u>	Payments in County  <ul style="list-style-type: none"> <li>Resident</li> </ul>
		Resident of County	1	\$32,400.00	
		<b>Totals:</b>	<b>1</b>	<b>\$32,400.00</b>	
Lamar (Texas)	1	<u>Claimant Type</u>	<u>Claims Paid</u>	<u>Amount Paid</u>	Payments in County  <ul style="list-style-type: none"> <li>Resident</li> </ul>
		Resident of County	1	\$3,200.00	
		<b>Totals:</b>	<b>1</b>	<b>\$3,200.00</b>	
Liberty (Texas)	11	<u>Claimant Type</u>	<u>Claims Paid</u>	<u>Amount Paid</u>	Payments in County  <ul style="list-style-type: none"> <li>Resident</li> <li>Both</li> </ul>
		Resident of County	2	\$31,400.00	
		Resident and Loss in County	2	\$105,000.00	
		<b>Totals:</b>	<b>4</b>	<b>\$136,400.00</b>	
Lubbock (Texas)	3	<u>Claimant Type</u>	<u>Claims Paid</u>	<u>Amount Paid</u>	Payments in County  <ul style="list-style-type: none"> <li>Resident</li> </ul>
		Resident of County	1	\$2,400.00	
		<b>Totals:</b>	<b>1</b>	<b>\$2,400.00</b>	
Matagorda (Texas)	187	<u>Claimant Type</u>	<u>Claims Paid</u>	<u>Amount Paid</u>	Payments in County  <ul style="list-style-type: none"> <li>Resident</li> <li>Loss</li> <li>Both</li> </ul>
		Resident of County	12	\$297,900.00	
		Resident and Loss in County	62	\$2,770,200.00	
		Claim Loss in County	11	\$806,400.00	
		<b>Totals:</b>	<b>85</b>	<b>\$3,874,500.00</b>	

## GCCF Program Statistics - Overall Summary

(as of October 27, 2010, 5:05 PM ET)

County (Texas)	Total Claims	Claimant Type	Claims Paid	Amount Paid	Payments in County
McLennan (Texas)	16				 <ul style="list-style-type: none"> <li>Resident</li> </ul>
		Resident of County	10	\$196,100.00	
		<b>Totals:</b>	<b>10</b>	<b>\$196,100.00</b>	
Milam (Texas)	1				 <ul style="list-style-type: none"> <li>Resident</li> </ul>
		Resident of County	1	\$5,800.00	
		<b>Totals:</b>	<b>1</b>	<b>\$5,800.00</b>	
Montgomery (Texas)	94				 <ul style="list-style-type: none"> <li>Resident</li> <li>Both</li> </ul>
		Resident of County	20	\$360,300.00	
		Resident and Loss in County	2	\$70,700.00	
		<b>Totals:</b>	<b>22</b>	<b>\$431,000.00</b>	
Nacogdoches (Texas)	14				 <ul style="list-style-type: none"> <li>Resident</li> <li>Loss</li> </ul>
		Resident of County	1	\$41,600.00	
		Claim Loss in County	4	\$250,400.00	
		<b>Totals:</b>	<b>5</b>	<b>\$292,000.00</b>	
Nueces (Texas)	47				 <ul style="list-style-type: none"> <li>Resident</li> <li>Loss</li> <li>Both</li> </ul>
		Resident of County	3	\$47,800.00	
		Resident and Loss in County	3	\$73,900.00	
		Claim Loss in County	1	\$15,200.00	
		<b>Totals:</b>	<b>7</b>	<b>\$136,900.00</b>	



## GCCF Program Statistics - Overall Summary

(as of October 27, 2010, 5:05 PM ET)

County (Texas)	Total Claims	Claimant Type	Claims Paid	Amount Paid	Payments in County
Orange (Texas)	107				
		Resident of County	20	\$258,600.00	
		Resident and Loss in County	17	\$424,900.00	
		Claim Loss in County	5	\$127,500.00	
	<b>Totals:</b>		<b>42</b>	<b>\$811,000.00</b>	
Parker (Texas)	4				
		Resident of County	2	\$17,300.00	
		<b>Totals:</b>	<b>2</b>	<b>\$17,300.00</b>	
Polk (Texas)	5				
		Resident of County	2	\$81,700.00	
		<b>Totals:</b>	<b>2</b>	<b>\$81,700.00</b>	
Rockwall (Texas)	6				
		Resident of County	3	\$46,500.00	
		<b>Totals:</b>	<b>3</b>	<b>\$46,500.00</b>	
Sabine (Texas)	2				
		Resident of County	1	\$40,000.00	
		<b>Totals:</b>	<b>1</b>	<b>\$40,000.00</b>	

## GCCF Program Statistics - Overall Summary

(as of October 27, 2010, 5:05 PM ET)

County (Texas)	Total Claims	Claimant Type	Claims Paid	Amount Paid	Payments in County
San Jacinto (Texas)	6	<u>Claimant Type</u>	<u>Claims Paid</u>	<u>Amount Paid</u>	Payments in County  <ul style="list-style-type: none"> <li><span style="color: green;">■</span> Resident</li> <li><span style="color: lightgreen;">■</span> Loss</li> </ul>
		Resident of County	2	\$44,600.00	
		Claim Loss in County	1	\$30,000.00	
		<b>Totals:</b>	<b>3</b>	<b>\$74,600.00</b>	
San Patricio (Texas)	41	<u>Claimant Type</u>	<u>Claims Paid</u>	<u>Amount Paid</u>	Payments in County  <ul style="list-style-type: none"> <li><span style="color: green;">■</span> Both</li> </ul>
		Resident and Loss in County	4	\$127,000.00	
		<b>Totals:</b>	<b>4</b>	<b>\$127,000.00</b>	
		Smith (Texas)	6	<u>Claimant Type</u>	
Resident of County	1			\$35,200.00	
<b>Totals:</b>	<b>1</b>			<b>\$35,200.00</b>	
Tarrant (Texas)	180			<u>Claimant Type</u>	<u>Claims Paid</u>
		Resident of County	47	\$970,600.00	
		Resident and Loss in County	4	\$351,100.00	
		Claim Loss in County	7	\$453,500.00	
		<b>Totals:</b>	<b>58</b>	<b>\$1,775,200.00</b>	
Travis (Texas)	62	<u>Claimant Type</u>	<u>Claims Paid</u>	<u>Amount Paid</u>	Payments in County  <ul style="list-style-type: none"> <li><span style="color: green;">■</span> Resident</li> <li><span style="color: lightgreen;">■</span> Both</li> </ul>
		Resident of County	10	\$121,400.00	
		Resident and Loss in County	1	\$15,000.00	
		<b>Totals:</b>	<b>11</b>	<b>\$136,400.00</b>	




## GCCF Program Statistics - Overall Summary

(as of October 27, 2010, 5:05 PM ET)

County (Texas)	Total Claims	Claimant Type	Claims Paid	Amount Paid	Payments in County
Tyler (Texas)	3	<u>Claimant Type</u>	<u>Claims Paid</u>	<u>Amount Paid</u>	Payments in County  <span>Resident</span>
		Resident of County	3	\$28,000.00	
		<b>Totals:</b>	<b>3</b>	<b>\$28,000.00</b>	
Unknown (Texas)	16	<u>Claimant Type</u>	<u>Claims Paid</u>	<u>Amount Paid</u>	Payments in County  <span>Resident</span>
		Resident of County	2	\$86,000.00	
		<b>Totals:</b>	<b>2</b>	<b>\$86,000.00</b>	
Vermilion (Texas)	2	<u>Claimant Type</u>	<u>Claims Paid</u>	<u>Amount Paid</u>	Payments in County  <span>Loss</span>
		Claim Loss in County	2	\$42,500.00	
		<b>Totals:</b>	<b>2</b>	<b>\$42,500.00</b>	
Victoria (Texas)	10	<u>Claimant Type</u>	<u>Claims Paid</u>	<u>Amount Paid</u>	Payments in County  <span>Resident</span>
		Resident of County	3	\$44,700.00	
		<b>Totals:</b>	<b>3</b>	<b>\$44,700.00</b>	
Waller (Texas)	4	<u>Claimant Type</u>	<u>Claims Paid</u>	<u>Amount Paid</u>	Payments in County  <span>Resident</span>
		Resident of County	1	\$24,500.00	
		<b>Totals:</b>	<b>1</b>	<b>\$24,500.00</b>	

## GCCF Program Statistics - Overall Summary

(as of October 27, 2010, 5:05 PM ET)

County (Texas)	Total Claims	Claimant Type	Claims Paid	Amount Paid	Payments in County
Wichita	3	Resident of County	1	\$2,700.00	 <span style="color: green;">■</span> Resident
		<b>Totals:</b>	<b>1</b>	<b>\$2,700.00</b>	
Williamson	16	Resident of County	5	\$61,500.00	 <span style="color: green;">■</span> Resident
		<b>Totals:</b>	<b>5</b>	<b>\$61,500.00</b>	
Wise	1	Resident of County	1	\$7,600.00	 <span style="color: green;">■</span> Resident
		<b>Totals:</b>	<b>1</b>	<b>\$7,600.00</b>	