

## GCCF Program Statistics - Overall Summary

(as of October 26, 2010, 5:05 PM ET)

Claimant Status	No. of Claimants
<b>TOTAL GCCF Claimants to Date</b> <i>(Claimants may have one or more Claim Type)</i>	<b>282,688</b>
1. Claimants Paid and Approved for Payment	86,392
2. Claimants Requiring Additional Information or Documentation <i>(Claimants providing no documentation: 86,822)</i>	137,016
3. Claimants Referred to Government, Moratorium and Real Estate funds	232
4. Denied Claimants	8,613
5. Claimants Under Review (Emergency Advance Payment)	43,984
6. Claimants Under Review (for Final Claim only)	6,451

Claimants <i>(Claimants may have one or more Claim Type)</i>	No. of Claimants
1. Individual*	234,879
2. Business*	47,809
<i>*Individual v. Business classification is subject to change.</i>	
<i>Represented Claimants: 6,152</i>	
<b>Total to Date</b>	<b>282,688</b>

Claims by Emergency Or Final Payment	No. of Claims Paid or Approved for Payment	No. of Claims Paid	Amount Paid
1. Emergency Advance Payment (One Month)	8,763	8,728	\$ 88,444,975.88
2. Emergency Advance Payment (Six Months)	77,913	76,863	\$ 1,473,767,015.00
<b>Sub-Total to Date</b>	<b>86,676</b>	<b>85,591</b>	<b>\$ 1,562,211,990.88</b>

Separate Fund for Real Estate Brokers and Agents			\$ 34,500,000.00
<b>Total to Date</b>			<b>\$ 1,596,711,990.88</b>

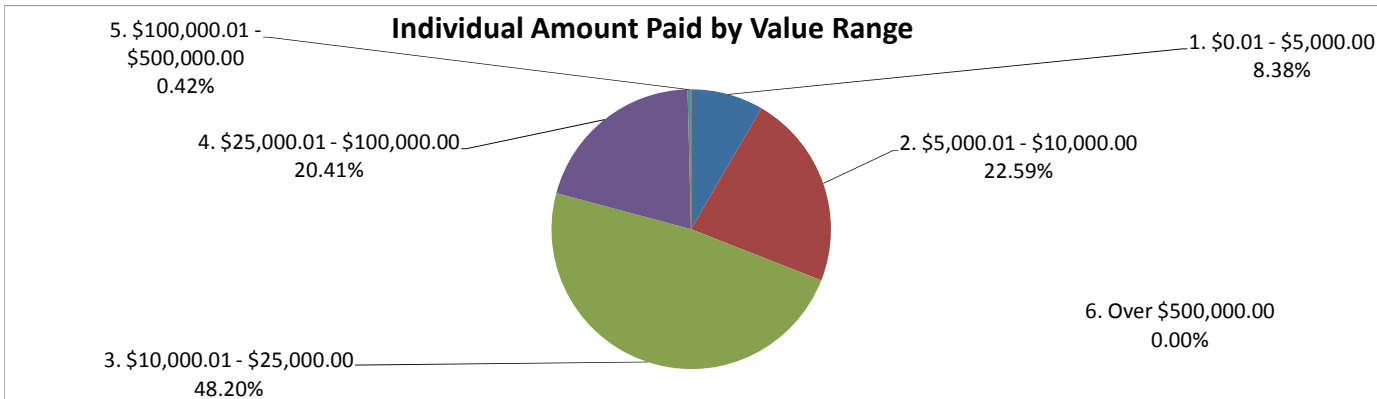
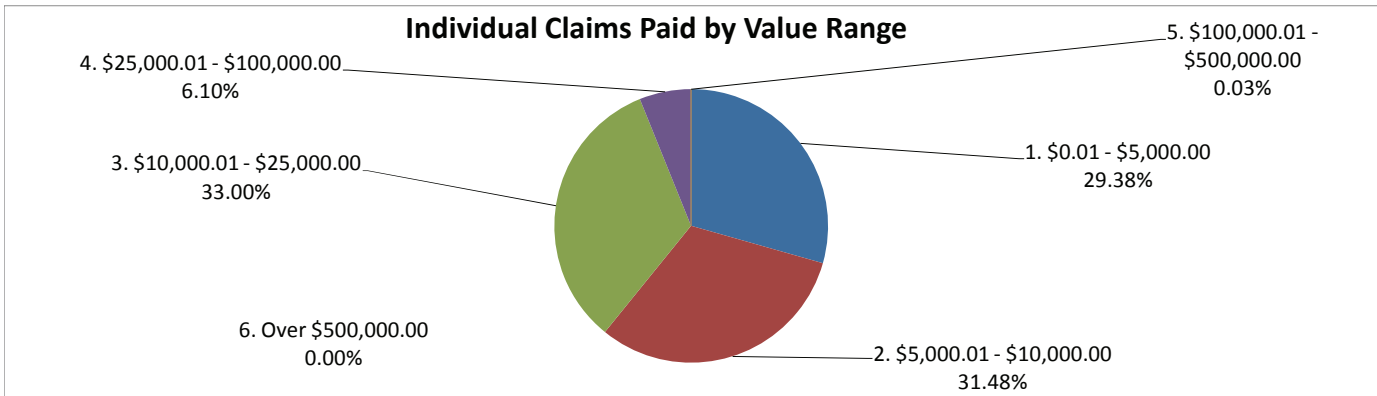
Claims by Category <i>(includes Individual and Business)</i>	No. of Claims Paid	Amount Paid
1. Removal and Clean Up Costs	0	\$ -
2. Real or Personal Property	50	\$ 268,563.38
3. Lost Earnings or Profits	85,532	\$ 1,561,926,491.00
4. Loss of Subsistence Use of Natural Resources	5	\$ 13,000.00
5. Physical Injury / Death	4	\$ 3,936.50
<b>Total to Date</b>	<b>85,591</b>	<b>\$ 1,562,211,990.88</b>

Claims by Type	No. of Claims Paid	No. of Claims Paid where Claimant Participated in BP Claims Process	No. of Claims Paid for new Claimants	Total Amount Paid
1. Individual	60,026	22,554	37,472	\$ 637,901,714.88
2. Business	25,565	20,229	5,336	\$ 924,310,276.00
<b>Total to Date</b>	<b>85,591</b>	<b>42,783</b>	<b>42,808</b>	<b>\$ 1,562,211,990.88</b>

**GCCF Program Statistics - Overall Summary**  
(as of October 26, 2010, 5:05 PM ET)

**Individual Claims by Amount**  
(Claimants may have more than one Claim Type)

Claims by Amount	No. of Claims Paid	Amount Paid
1. \$0.01 - \$5,000.00	17636	\$ 53,441,436.50
2. \$5,000.01 - \$10,000.00	18898	\$ 144,117,300.00
3. \$10,000.01 - \$25,000.00	19811	\$ 307,464,750.00
4. \$25,000.01 - \$100,000.00	3660	\$ 130,209,128.38
5. \$100,000.01 - \$500,000.00	21	\$ 2,669,100.00
6. Over \$500,000.00	0	\$ -
<b>Total to Date</b>	<b>60,026</b>	<b>\$ 637,901,714.88</b>

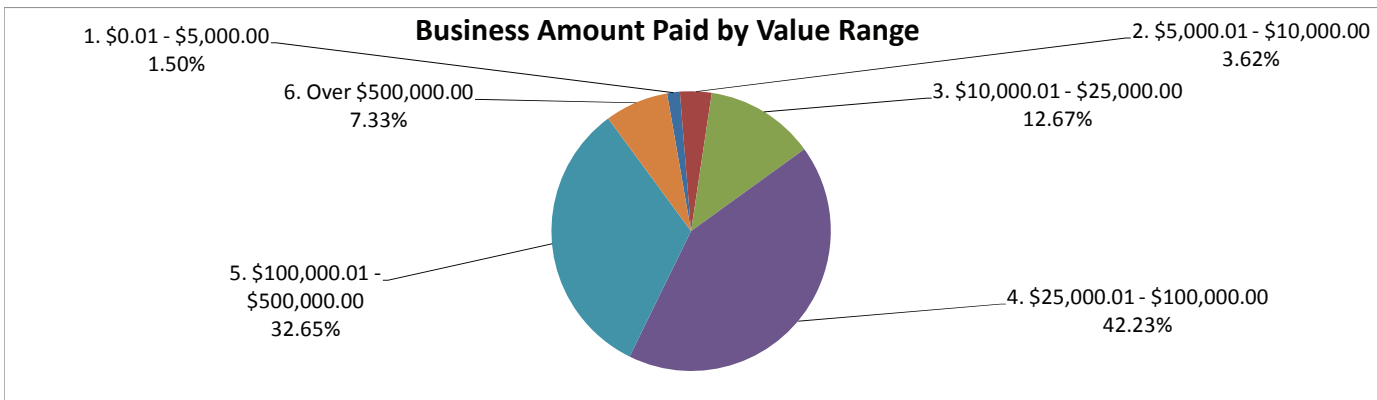
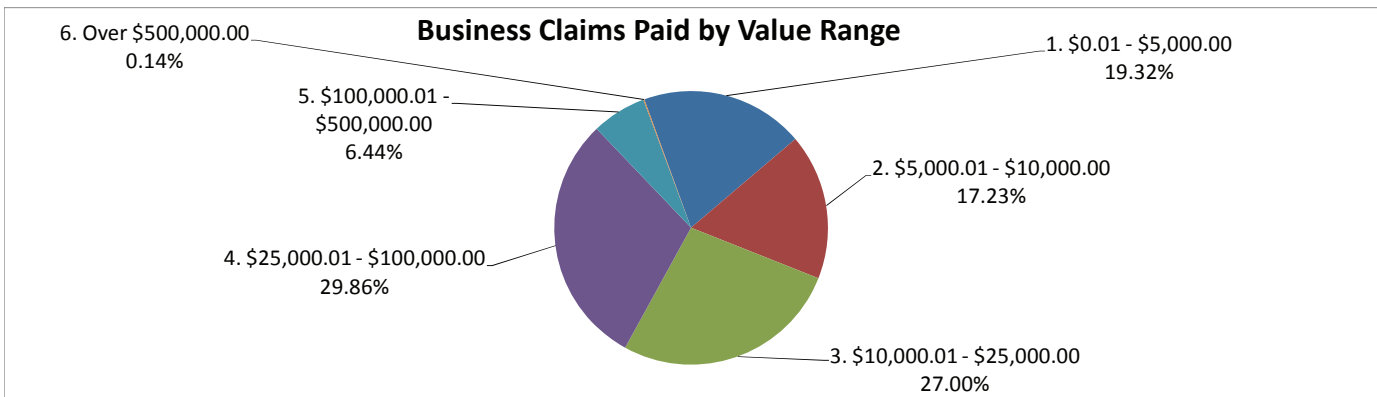


**GCCF Program Statistics - Overall Summary**  
(as of October 26, 2010, 5:05 PM ET)

**Business Claims by Amount**

(Claimants may have more than one Claim Type)

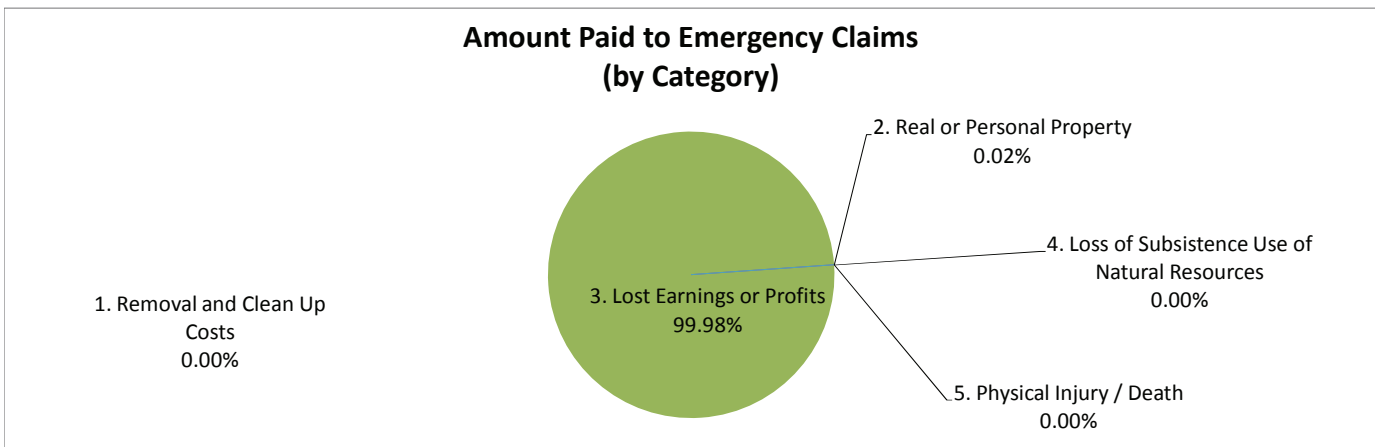
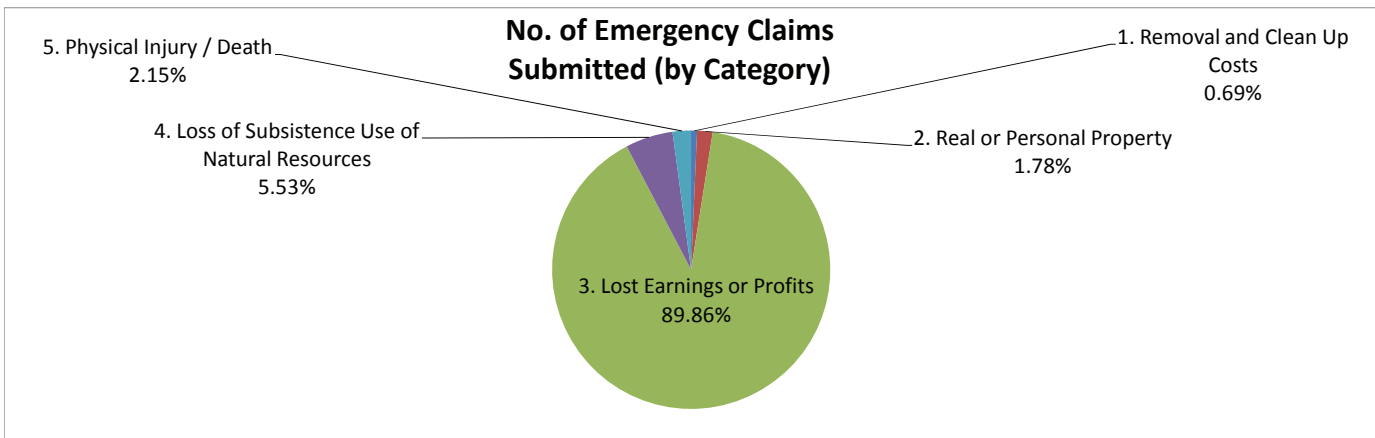
Claims by Amount	No. of Claims Paid	Amount Paid
1. \$0.01 - \$5,000.00	4940	\$ 13,866,900.00
2. \$5,000.01 - \$10,000.00	4406	\$ 33,505,100.00
3. \$10,000.01 - \$25,000.00	6903	\$ 117,091,000.00
4. \$25,000.01 - \$100,000.00	7633	\$ 390,335,200.00
5. \$100,000.01 - \$500,000.00	1646	\$ 301,768,900.00
6. Over \$500,000.00	37	\$ 67,743,176.00
<b>Total to Date</b>	<b>25,565</b>	<b>\$ 924,310,276.00</b>



## GCCF Program Statistics - Overall Summary (as of October 26, 2010, 5:05 PM ET)

### Emergency Advance Claim Counts by Category (Claimants may have more than one Claim Type)

Claims for Emergency Advance Payment	Claims Submitted	No. of Claims Paid	Amount Paid
1. Removal and Clean Up Costs	2,064	0	\$ -
2. Real or Personal Property	5,353	50	\$ 268,563.38
3. Lost Earnings or Profits	270,349	85,532	\$ 1,561,926,491.00
4. Loss of Subsistence Use of Natural Resources	16,638	5	\$ 13,000.00
5. Physical Injury / Death	6,459	4	\$ 3,936.50
<b>Total to Date</b>	<b>300,863</b>	<b>85,591</b>	<b>\$ 1,562,211,990.88</b>




## GCCF Program Statistics - Overall Summary

(as of October 26, 2010, 5:05 PM ET)

### Final Payment Claim Counts by Category

*(Claimants may have more than one Claim Type)*

Claims Seeking Final Payment	Claims Submitted	No. of Claims Paid	Amount Paid
1. Removal and Clean Up Costs	223	0	\$ -
2. Real or Personal Property	1,155	0	\$ -
3. Lost Earnings or Profits	5,991	0	\$ -
4. Loss of Subsistence Use of Natural Resources	793	0	\$ -
5. Physical Injury / Death	263	0	\$ -
<b>Total to Date</b>	<b>8,425</b>	<b>0</b>	<b>\$ -</b>



### Amount Paid to Final Claims (by Category)

*No data to chart yet*

## GCCF Program Statistics - Overall Summary

(as of October 26, 2010, 5:05 PM ET)

### Claims by Category and Amount

*(Claimants may have more than one Claim Type)*

Claims by Category and Amount	No. of Claims Paid	Amount Paid
<b>1. Removal and Clean Up Costs</b>		
a. \$0.01 - \$5,000.00	0	\$ -
b. \$5,000.01 - \$10,000.00	0	\$ -
c. \$10,000.01 - \$25,000.00	0	\$ -
d. \$25,000.01 - \$100,000.00	0	\$ -
e. \$100,000.01 - \$500,000.00	0	\$ -
f. Over \$500,000.00	0	\$ -
<b>Sub-Total to Date</b>	<b>0</b>	<b>\$ -</b>
<b>2. Real or Personal Property</b>		
a. \$0.01 - \$5,000.00	36	\$ 74,300.00
b. \$5,000.01 - \$10,000.00	9	\$ 59,800.00
c. \$10,000.01 - \$25,000.00	2	\$ 30,000.00
d. \$25,000.01 - \$100,000.00	3	\$ 104,463.38
e. \$100,000.01 - \$500,000.00	0	\$ -
f. Over \$500,000.00	0	\$ -
<b>Sub-Total to Date</b>	<b>50</b>	<b>\$ 268,563.38</b>
<b>3. Lost Earnings or Profits</b>		
a. \$0.01 - \$5,000.00	22,531	\$ 67,217,100.00
b. \$5,000.01 - \$10,000.00	23,295	\$ 177,562,600.00
c. \$10,000.01 - \$25,000.00	26,712	\$ 424,525,750.00
d. \$25,000.01 - \$100,000.00	11,290	\$ 520,439,865.00
e. \$100,000.01 - \$500,000.00	1,667	\$ 304,438,000.00
f. Over \$500,000.00	37	\$ 67,743,176.00
<b>Sub-Total to Date</b>	<b>85,532</b>	<b>\$ 1,561,926,491.00</b>

**GCCF Program Statistics - Overall Summary**  
(as of October 26, 2010, 5:05 PM ET)

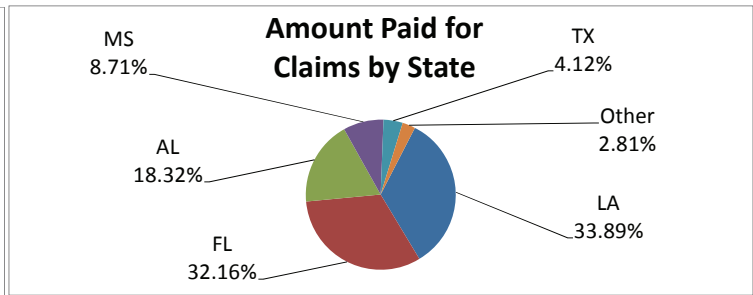
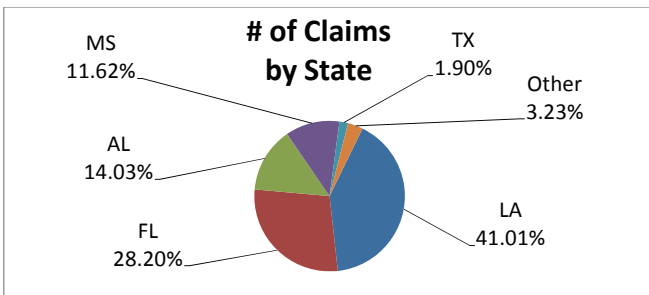
**Claims by Category and Amount**  
(Claimants may have more than one Claim Type)

Claims by Category and Amount	No. of Claims Paid	Amount Paid
<b>4. Loss of Subsistence Use of Natural Resources</b>		
a. \$0.01 - \$5,000.00	5	\$ 13,000.00
b. \$5,000.01 - \$10,000.00	0	\$ -
c. \$10,000.01 - \$25,000.00	0	\$ -
d. \$25,000.01 - \$100,000.00	0	\$ -
e. \$100,000.01 - \$500,000.00	0	\$ -
f. Over \$500,000.00	0	\$ -
<b>Sub-Total to Date</b>	<b>5</b>	<b>\$ 13,000.00</b>
<b>5. Physical Injury / Death</b>		
a. \$0.01 - \$5,000.00	4	\$ 3,936.50
b. \$5,000.01 - \$10,000.00	0	\$ -
c. \$10,000.01 - \$25,000.00	0	\$ -
d. \$25,000.01 - \$100,000.00	0	\$ -
e. \$100,000.01 - \$500,000.00	0	\$ -
f. Over \$500,000.00	0	\$ -
<b>Sub-Total to Date</b>	<b>4</b>	<b>\$ 3,936.50</b>
<b>6. Other Claims</b>		
a. \$0.01 - \$5,000.00	0	\$ -
b. \$5,000.01 - \$10,000.00	0	\$ -
c. \$10,000.01 - \$25,000.00	0	\$ -
d. \$25,000.01 - \$100,000.00	0	\$ -
e. \$100,000.01 - \$500,000.00	0	\$ -
f. Over \$500,000.00	0	\$ -
<b>Sub-Total to Date</b>	<b>0</b>	<b>\$ -</b>
<b>Total to Date</b>	<b>85,591</b>	<b>\$ 1,562,211,990.88</b>

## GCCCF Program Statistics - Overall Summary (as of October 26, 2010, 5:05 PM ET)

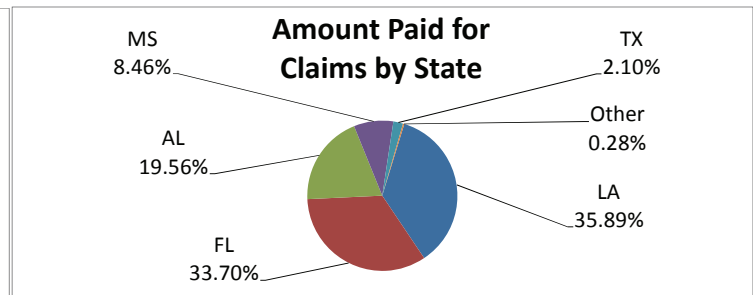
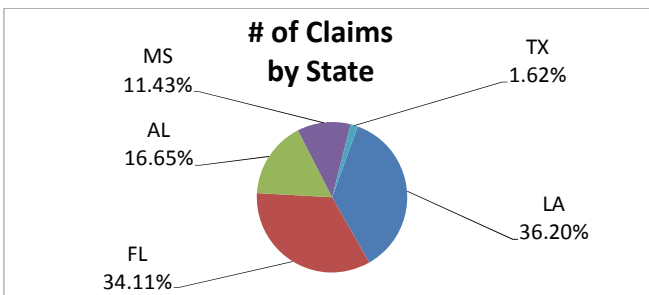
### Claims by State of Residence (Claimants may have more than one Claim Type)

Claim State of Residence	Claims Submitted	No. of Claims Paid	Amount Paid
Louisiana	126,839	27,044	\$ 529,381,350.00
Florida	87,210	30,479	\$ 502,416,176.00
Alabama	43,405	14,843	\$ 286,124,328.38
Mississippi	35,939	7,541	\$ 136,083,936.50
Texas	5,890	1,794	\$ 64,307,700.00
Others	10,005	3,890	\$ 43,898,500.00
<b>Total to Date</b>	<b>309,288</b>	<b>85,591</b>	<b>\$ 1,562,211,990.88</b>



### Claims by State of Loss (Claimants may have more than one Claim Type)

Claim State of Loss	Claims Submitted	No. of Claims Paid	Amount Paid
Louisiana	56,830	27,357	\$ 560,644,915.00
Florida	53,550	33,177	\$ 526,415,376.00
Alabama	26,139	16,348	\$ 305,628,400.00
Mississippi	17,942	7,222	\$ 132,233,800.00
Texas	2,539	1,277	\$ 32,858,800.00
Other State / Pending Location Verification		210	\$ 4,430,699.88
<b>Total to Date</b>		<b>85,591</b>	<b>\$ 1,562,211,990.88</b>

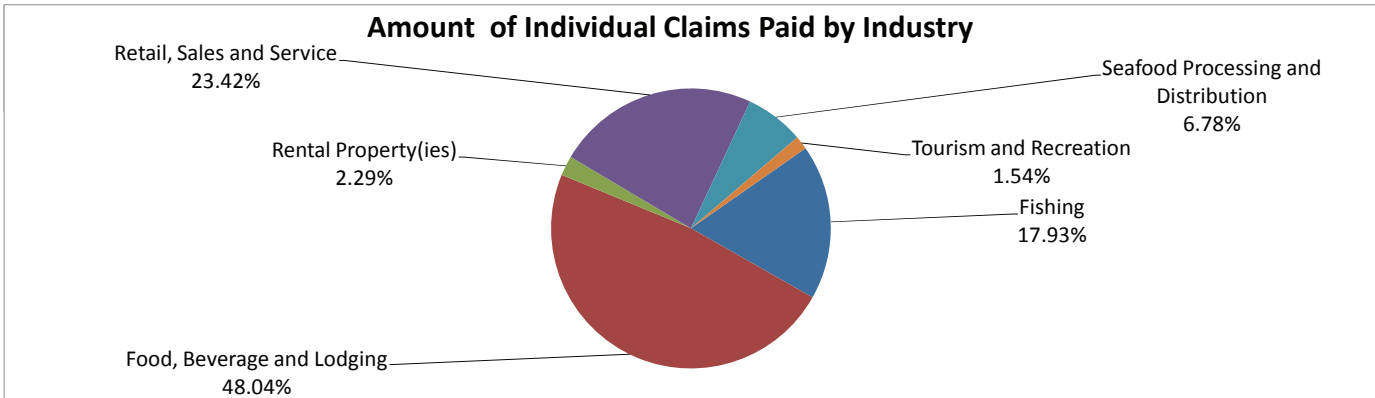
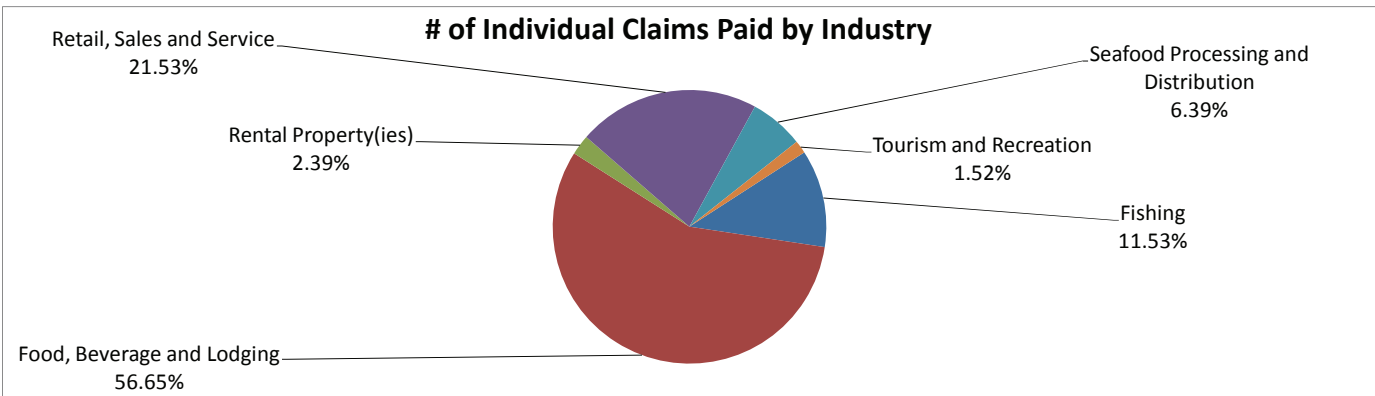




**GCCF Program Statistics - Overall Summary**  
(as of October 26, 2010, 5:05 PM ET)

**Individual Lost Earnings or Profits Claims Paid by Industry**  
(Claimants may have more than one Claim Type)

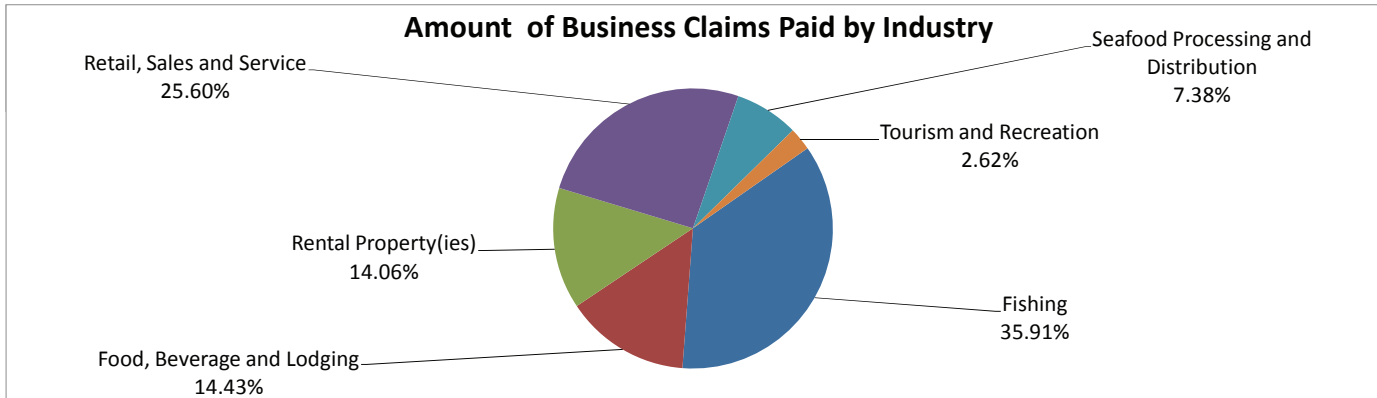
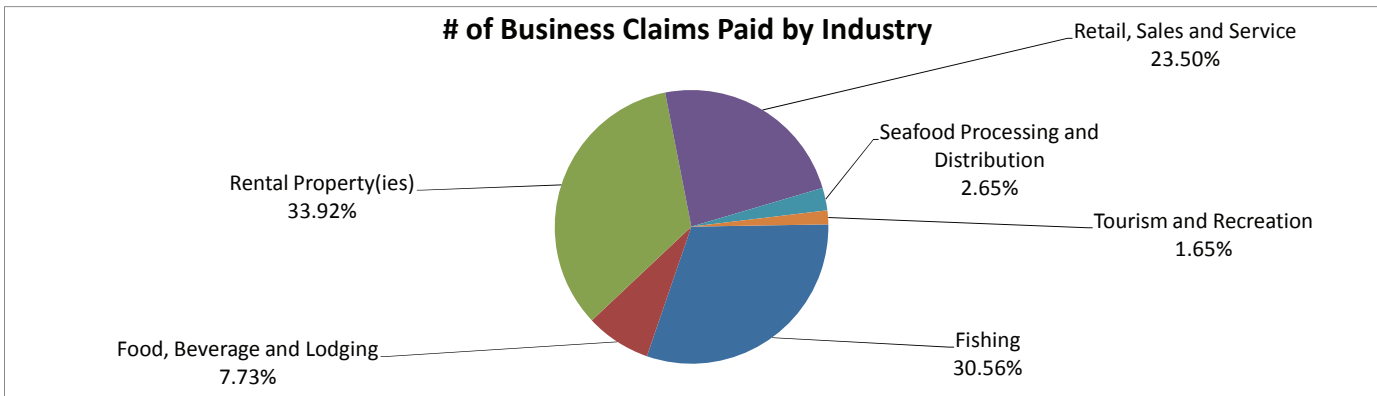
Claims by Amount	No. of Claims Paid	Amount Paid
Fishing	6,915	\$ 114,330,600.00
Food, Beverage and Lodging	33,977	\$ 306,392,000.00
Rental Property(ies)	1,435	\$ 14,620,200.00
Retail, Sales and Service	12,915	\$ 149,347,200.00
Seafood Processing and Distribution	3,830	\$ 43,263,115.00
Tourism and Recreation	910	\$ 9,792,500.00
<b>Total to Date</b>	<b>59,982</b>	<b>\$ 637,745,615.00</b>




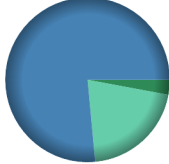



**GCCF Program Statistics - Overall Summary**  
(as of October 26, 2010, 5:05 PM ET)

**Business Lost Earnings or Profits Claims Paid by Industry**  
(Claimants may have more than one Claim Type)

Claims by Amount	No. of Claims Paid	Amount Paid
Fishing	7,807	\$ 331,916,200.00
Food, Beverage and Lodging	1,974	\$ 133,324,000.00
Rental Property(ies)	8,666	\$ 129,922,776.00
Retail, Sales and Service	6,003	\$ 236,574,000.00
Seafood Processing and Distribution	678	\$ 68,206,800.00
Tourism and Recreation	422	\$ 24,237,100.00
<b>Total to Date</b>	<b>25,550</b>	<b>\$ 924,180,876.00</b>








## GCCF Program Statistics - Overall Summary (as of October 26, 2010, 5:05 PM ET)



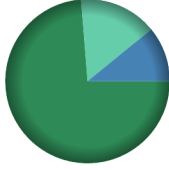


County Name	Residents	Claimant Type	Claims Paid	Amount Paid	Payments in County
<b>Autauga (Alabama)</b>	<b>23</b>	<u>Claimant Type</u>	<u>Claims Paid</u>	<u>Amount Paid</u>	<b>Payments in County</b>  <ul style="list-style-type: none"> <li><span style="color: green;">■</span> Resident</li> <li><span style="color: lightgreen;">■</span> Both</li> </ul>
		Resident of County	8	\$80,800.00	
		Resident and Loss in County	1	\$2,300.00	
		<b>Totals:</b>	<b>9</b>	<b>\$83,100.00</b>	
<b>Baldwin (Alabama)</b>	<b>19,482</b>	<u>Claimant Type</u>	<u>Claims Paid</u>	<u>Amount Paid</u>	<b>Payments in County</b>  <ul style="list-style-type: none"> <li><span style="color: green;">■</span> Resident</li> <li><span style="color: lightgreen;">■</span> Loss</li> <li><span style="color: blue;">■</span> Both</li> </ul>
		Resident of County	385	\$6,238,063.38	
		Resident and Loss in County	7,474	\$163,352,700.00	
		Claim Loss in County	3,572	\$44,001,100.00	
<b>Totals:</b>	<b>11,431</b>	<b>\$213,591,863.38</b>			
<b>Barbour (Alabama)</b>	<b>11</b>	<u>Claimant Type</u>	<u>Claims Paid</u>	<u>Amount Paid</u>	<b>Payments in County</b>  <ul style="list-style-type: none"> <li><span style="color: green;">■</span> Resident</li> <li><span style="color: lightgreen;">■</span> Both</li> </ul>
		Resident of County	2	\$25,600.00	
		Resident and Loss in County	2	\$91,300.00	
		<b>Totals:</b>	<b>4</b>	<b>\$116,900.00</b>	
<b>Bibb (Alabama)</b>	<b>7</b>	<u>Claimant Type</u>	<u>Claims Paid</u>	<u>Amount Paid</u>	<b>Payments in County</b>  <ul style="list-style-type: none"> <li><span style="color: green;">■</span> Resident</li> </ul>
		Resident of County	5	\$14,400.00	
		<b>Totals:</b>	<b>5</b>	<b>\$14,400.00</b>	
<b>Blount (Alabama)</b>	<b>6</b>	<u>Claimant Type</u>	<u>Claims Paid</u>	<u>Amount Paid</u>	<b>Payments in County</b>  <ul style="list-style-type: none"> <li><span style="color: green;">■</span> Resident</li> </ul>
		Resident of County	3	\$14,200.00	
		<b>Totals:</b>	<b>3</b>	<b>\$14,200.00</b>	

## GCCF Program Statistics - Overall Summary



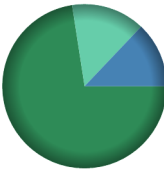
(as of October 26, 2010, 5:05 PM ET)

County (Alabama)	Total Claims	Claimant Type	Claims Paid	Amount Paid	Payments in County
<b>Bullock (Alabama)</b>	<b>3</b>	<u>Claimant Type</u>	<u>Claims Paid</u>	<u>Amount Paid</u>	<b>Payments in County</b>  <ul style="list-style-type: none"> <li>Resident</li> </ul>
		Resident of County	1	\$16,000.00	
		<b>Totals:</b>	<b>1</b>	<b>\$16,000.00</b>	
<b>Butler (Alabama)</b>	<b>21</b>	<u>Claimant Type</u>	<u>Claims Paid</u>	<u>Amount Paid</u>	<b>Payments in County</b>  <ul style="list-style-type: none"> <li>Resident</li> <li>Loss</li> <li>Both</li> </ul>
		Resident of County	2	\$8,600.00	
		Resident and Loss in County	1	\$5,400.00	
		Claim Loss in County	2	\$129,200.00	
<b>Totals:</b>	<b>5</b>	<b>\$143,200.00</b>			
<b>Calhoun (Alabama)</b>	<b>57</b>	<u>Claimant Type</u>	<u>Claims Paid</u>	<u>Amount Paid</u>	<b>Payments in County</b>  <ul style="list-style-type: none"> <li>Resident</li> </ul>
		Resident of County	17	\$192,500.00	
		<b>Totals:</b>	<b>17</b>	<b>\$192,500.00</b>	
<b>Chambers (Alabama)</b>	<b>5</b>	<u>Claimant Type</u>	<u>Claims Paid</u>	<u>Amount Paid</u>	<b>Payments in County</b>  <ul style="list-style-type: none"> <li>Resident</li> </ul>
		Resident of County	2	\$27,000.00	
		<b>Totals:</b>	<b>2</b>	<b>\$27,000.00</b>	
<b>Cherokee (Alabama)</b>	<b>5</b>	<u>Claimant Type</u>	<u>Claims Paid</u>	<u>Amount Paid</u>	<b>Payments in County</b>  <ul style="list-style-type: none"> <li>Resident</li> </ul>
		Resident of County	4	\$41,600.00	
		<b>Totals:</b>	<b>4</b>	<b>\$41,600.00</b>	

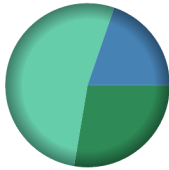



## GCCF Program Statistics - Overall Summary (as of October 26, 2010, 5:05 PM ET)

County (Alabama)	Total Claims	Claimant Type	Claims Paid	Amount Paid	Payments in County
<b>Chilton (Alabama)</b>	<b>16</b>	<u>Claimant Type</u>	<u>Claims Paid</u>	<u>Amount Paid</u>	<b>Payments in County</b>  <ul style="list-style-type: none"> <li><span style="color: green;">■</span> Resident</li> <li><span style="color: lightgreen;">■</span> Both</li> </ul>
		Resident of County	3	\$24,300.00	
		Resident and Loss in County	1	\$19,000.00	
		<b>Totals:</b>	<b>4</b>	<b>\$43,300.00</b>	
<b>Choctaw (Alabama)</b>	<b>17</b>	<u>Claimant Type</u>	<u>Claims Paid</u>	<u>Amount Paid</u>	<b>Payments in County</b>  <ul style="list-style-type: none"> <li><span style="color: green;">■</span> Resident</li> <li><span style="color: lightgreen;">■</span> Both</li> </ul>
		Resident of County	2	\$11,000.00	
		Resident and Loss in County	1	\$68,400.00	
		<b>Totals:</b>	<b>3</b>	<b>\$79,400.00</b>	
<b>Clarke (Alabama)</b>	<b>154</b>	<u>Claimant Type</u>	<u>Claims Paid</u>	<u>Amount Paid</u>	<b>Payments in County</b>  <ul style="list-style-type: none"> <li><span style="color: green;">■</span> Resident</li> <li><span style="color: lightgreen;">■</span> Loss</li> <li><span style="color: blue;">■</span> Both</li> </ul>
		Resident of County	25	\$240,700.00	
		Resident and Loss in County	4	\$35,600.00	
		Claim Loss in County	4	\$50,100.00	
<b>Totals:</b>	<b>33</b>	<b>\$326,400.00</b>			
<b>Clay (Alabama)</b>	<b>7</b>	<u>Claimant Type</u>	<u>Claims Paid</u>	<u>Amount Paid</u>	<b>Payments in County</b>  <ul style="list-style-type: none"> <li><span style="color: green;">■</span> Resident</li> </ul>
		Resident of County	3	\$53,500.00	
		<b>Totals:</b>	<b>3</b>	<b>\$53,500.00</b>	
<b>Cleburne (Alabama)</b>	<b>3</b>	<u>Claimant Type</u>	<u>Claims Paid</u>	<u>Amount Paid</u>	<b>Payments in County</b>  <ul style="list-style-type: none"> <li><span style="color: green;">■</span> Resident</li> </ul>
		Resident of County	1	\$3,000.00	
		<b>Totals:</b>	<b>1</b>	<b>\$3,000.00</b>	


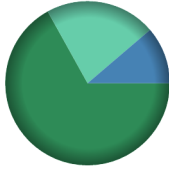



## GCCF Program Statistics - Overall Summary (as of October 26, 2010, 5:05 PM ET)

County (Alabama)	Total Claims	Claimant Type	Claims Paid	Amount Paid	Payments in County
<b>Coffee (Alabama)</b>	<b>33</b>	<u>Claimant Type</u>	<u>Claims Paid</u>	<u>Amount Paid</u>	<b>Payments in County</b>  <ul style="list-style-type: none"> <li><span style="color: green;">■</span> Resident</li> <li><span style="color: lightgreen;">■</span> Both</li> </ul>
		Resident of County	6	\$63,200.00	
		Resident and Loss in County	1	\$3,000.00	
		<b>Totals:</b>	<b>7</b>	<b>\$66,200.00</b>	
<b>Colbert (Alabama)</b>	<b>33</b>	<u>Claimant Type</u>	<u>Claims Paid</u>	<u>Amount Paid</u>	<b>Payments in County</b>  <ul style="list-style-type: none"> <li><span style="color: green;">■</span> Resident</li> </ul>
		Resident of County	21	\$234,400.00	
		<b>Totals:</b>	<b>21</b>	<b>\$234,400.00</b>	
		<b>Conecuh (Alabama)</b>	<b>18</b>	<u>Claimant Type</u>	
Resident of County	5			\$51,700.00	
<b>Totals:</b>	<b>5</b>			<b>\$51,700.00</b>	
<b>Coosa (Alabama)</b>	<b>4</b>			<u>Claimant Type</u>	<u>Claims Paid</u>
		Resident of County	3	\$18,600.00	
		Resident and Loss in County	1	\$150,000.00	
		<b>Totals:</b>	<b>4</b>	<b>\$168,600.00</b>	
<b>Covington (Alabama)</b>	<b>67</b>	<u>Claimant Type</u>	<u>Claims Paid</u>	<u>Amount Paid</u>	<b>Payments in County</b>  <ul style="list-style-type: none"> <li><span style="color: green;">■</span> Resident</li> <li><span style="color: lightgreen;">■</span> Loss</li> <li><span style="color: blue;">■</span> Both</li> </ul>
		Resident of County	22	\$548,500.00	
		Resident and Loss in County	3	\$97,800.00	
		Claim Loss in County	2	\$109,500.00	
		<b>Totals:</b>	<b>27</b>	<b>\$755,800.00</b>	

## GCCF Program Statistics - Overall Summary (as of October 26, 2010, 5:05 PM ET)

County (Alabama)	Total Claims	Claimant Type	Claims Paid	Amount Paid	Payments in County
<b>Crenshaw (Alabama)</b>	<b>16</b>	<u>Claimant Type</u>	<u>Claims Paid</u>	<u>Amount Paid</u>	 <ul style="list-style-type: none"> <li><span style="color: green;">■</span> Resident</li> <li><span style="color: lightgreen;">■</span> Loss</li> <li><span style="color: blue;">■</span> Both</li> </ul>
		Resident of County	1	\$2,100.00	
		Resident and Loss in County	1	\$1,500.00	
		Claim Loss in County	1	\$4,000.00	
<b>Totals:</b>	<b>3</b>	<b>\$7,600.00</b>			
<b>Cullman (Alabama)</b>	<b>47</b>	<u>Claimant Type</u>	<u>Claims Paid</u>	<u>Amount Paid</u>	 <ul style="list-style-type: none"> <li><span style="color: green;">■</span> Resident</li> </ul>
		Resident of County	33	\$316,400.00	
		<b>Totals:</b>	<b>33</b>	<b>\$316,400.00</b>	
<b>Dale (Alabama)</b>	<b>28</b>	<u>Claimant Type</u>	<u>Claims Paid</u>	<u>Amount Paid</u>	 <ul style="list-style-type: none"> <li><span style="color: green;">■</span> Resident</li> <li><span style="color: lightgreen;">■</span> Both</li> </ul>
		Resident of County	7	\$57,900.00	
		Resident and Loss in County	1	\$37,600.00	
		<b>Totals:</b>	<b>8</b>	<b>\$95,500.00</b>	
<b>Dallas (Alabama)</b>	<b>31</b>	<u>Claimant Type</u>	<u>Claims Paid</u>	<u>Amount Paid</u>	 <ul style="list-style-type: none"> <li><span style="color: green;">■</span> Resident</li> <li><span style="color: lightgreen;">■</span> Both</li> </ul>
		Resident of County	10	\$108,600.00	
		Resident and Loss in County	1	\$15,000.00	
		<b>Totals:</b>	<b>11</b>	<b>\$123,600.00</b>	
<b>Dekalb (Alabama)</b>	<b>21</b>	<u>Claimant Type</u>	<u>Claims Paid</u>	<u>Amount Paid</u>	 <ul style="list-style-type: none"> <li><span style="color: green;">■</span> Resident</li> <li><span style="color: lightgreen;">■</span> Loss</li> </ul>
		Resident of County	14	\$146,700.00	
		Claim Loss in County	1	\$10,800.00	
		<b>Totals:</b>	<b>15</b>	<b>\$157,500.00</b>	

## GCCF Program Statistics - Overall Summary (as of October 26, 2010, 5:05 PM ET)

County (Alabama)	Total Claims	Claimant Type	Claims Paid	Amount Paid	Payments in County
<b>Elmore (Alabama)</b>	<b>38</b>	<u>Claimant Type</u>	<u>Claims Paid</u>	<u>Amount Paid</u>	<b>Payments in County</b>  <ul style="list-style-type: none"> <li>Resident</li> </ul>
		Resident of County	18	\$219,400.00	
		<b>Totals:</b>	<b>18</b>	<b>\$219,400.00</b>	
<b>Escambia (Alabama)</b>	<b>226</b>	<u>Claimant Type</u>	<u>Claims Paid</u>	<u>Amount Paid</u>	<b>Payments in County</b>  <ul style="list-style-type: none"> <li>Resident</li> <li>Loss</li> <li>Both</li> </ul>
		Resident of County	33	\$416,400.00	
		Resident and Loss in County	5	\$70,100.00	
		Claim Loss in County	7	\$135,500.00	
<b>Totals:</b>	<b>45</b>	<b>\$622,000.00</b>			
<b>Etowah (Alabama)</b>	<b>52</b>	<u>Claimant Type</u>	<u>Claims Paid</u>	<u>Amount Paid</u>	<b>Payments in County</b>  <ul style="list-style-type: none"> <li>Resident</li> </ul>
		Resident of County	29	\$471,800.00	
		<b>Totals:</b>	<b>29</b>	<b>\$471,800.00</b>	
<b>Fayette (Alabama)</b>	<b>10</b>	<u>Claimant Type</u>	<u>Claims Paid</u>	<u>Amount Paid</u>	<b>Payments in County</b>  <ul style="list-style-type: none"> <li>Resident</li> </ul>
		Resident of County	7	\$59,800.00	
		<b>Totals:</b>	<b>7</b>	<b>\$59,800.00</b>	
<b>Franklin (Alabama)</b>	<b>8</b>	<u>Claimant Type</u>	<u>Claims Paid</u>	<u>Amount Paid</u>	<b>Payments in County</b>  <ul style="list-style-type: none"> <li>Resident</li> </ul>
		Resident of County	7	\$65,900.00	
		<b>Totals:</b>	<b>7</b>	<b>\$65,900.00</b>	

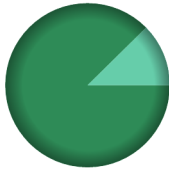






## GCCF Program Statistics - Overall Summary

(as of October 26, 2010, 5:05 PM ET)






County (Alabama)	Total Claims	Claimant Type	Claims Paid	Amount Paid	Payments in County
Geneva (Alabama)	47	<u>Claimant Type</u>	<u>Claims Paid</u>	<u>Amount Paid</u>	Payments in County  <ul style="list-style-type: none"> <li>Resident</li> </ul>
		Resident of County	13	\$138,600.00	
		<b>Totals:</b>	<b>13</b>	<b>\$138,600.00</b>	
Greene (Alabama)	5	<u>Claimant Type</u>	<u>Claims Paid</u>	<u>Amount Paid</u>	Payments in County  <ul style="list-style-type: none"> <li>Resident</li> </ul>
		Resident of County	4	\$22,900.00	
		<b>Totals:</b>	<b>4</b>	<b>\$22,900.00</b>	
Hale (Alabama)	13	<u>Claimant Type</u>	<u>Claims Paid</u>	<u>Amount Paid</u>	Payments in County  <ul style="list-style-type: none"> <li>Resident</li> <li>Both</li> </ul>
		Resident of County	8	\$147,900.00	
		Resident and Loss in County	1	\$100,000.00	
<b>Totals:</b>	<b>9</b>	<b>\$247,900.00</b>			
Henry (Alabama)	7	<u>Claimant Type</u>	<u>Claims Paid</u>	<u>Amount Paid</u>	Payments in County  <ul style="list-style-type: none"> <li>Resident</li> </ul>
		Resident of County	2	\$11,600.00	
		<b>Totals:</b>	<b>2</b>	<b>\$11,600.00</b>	
Houston (Alabama)	115	<u>Claimant Type</u>	<u>Claims Paid</u>	<u>Amount Paid</u>	Payments in County  <ul style="list-style-type: none"> <li>Resident</li> <li>Loss</li> <li>Both</li> </ul>
		Resident of County	26	\$196,300.00	
		Resident and Loss in County	2	\$138,900.00	
		Claim Loss in County	1	\$6,000.00	
<b>Totals:</b>	<b>29</b>	<b>\$341,200.00</b>			

## GCCF Program Statistics - Overall Summary (as of October 26, 2010, 5:05 PM ET)

County (Alabama)	Total Claims	Claimant Type	Claims Paid	Amount Paid	Payments in County
<b>Jackson (Alabama)</b>	<b>15</b>	<u>Claimant Type</u>	<u>Claims Paid</u>	<u>Amount Paid</u>	<b>Payments in County</b>  <ul style="list-style-type: none"> <li>Resident</li> <li>Loss</li> </ul>
		Resident of County	9	\$102,500.00	
		Claim Loss in County	1	\$14,500.00	
		<b>Totals:</b>	<b>10</b>	<b>\$117,000.00</b>	
<b>Jefferson (Alabama)</b>	<b>538</b>	<u>Claimant Type</u>	<u>Claims Paid</u>	<u>Amount Paid</u>	<b>Payments in County</b>  <ul style="list-style-type: none"> <li>Resident</li> <li>Loss</li> <li>Both</li> </ul>
		Resident of County	299	\$3,490,600.00	
		Resident and Loss in County	5	\$106,400.00	
		Claim Loss in County	2	\$54,800.00	
<b>Totals:</b>	<b>306</b>	<b>\$3,651,800.00</b>			
<b>Lauderdale (Alabama)</b>	<b>29</b>	<u>Claimant Type</u>	<u>Claims Paid</u>	<u>Amount Paid</u>	<b>Payments in County</b>  <ul style="list-style-type: none"> <li>Resident</li> </ul>
		Resident of County	15	\$152,200.00	
		<b>Totals:</b>	<b>15</b>	<b>\$152,200.00</b>	
<b>Lawrence (Alabama)</b>	<b>7</b>	<u>Claimant Type</u>	<u>Claims Paid</u>	<u>Amount Paid</u>	<b>Payments in County</b>  <ul style="list-style-type: none"> <li>Resident</li> <li>Loss</li> </ul>
		Resident of County	2	\$21,200.00	
		Claim Loss in County	1	\$1,400.00	
		<b>Totals:</b>	<b>3</b>	<b>\$22,600.00</b>	
<b>Lee (Alabama)</b>	<b>76</b>	<u>Claimant Type</u>	<u>Claims Paid</u>	<u>Amount Paid</u>	<b>Payments in County</b>  <ul style="list-style-type: none"> <li>Resident</li> </ul>
		Resident of County	34	\$330,200.00	
		<b>Totals:</b>	<b>34</b>	<b>\$330,200.00</b>	


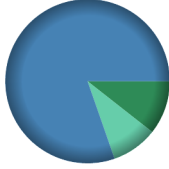

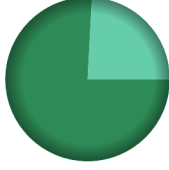

## GCCF Program Statistics - Overall Summary

(as of October 26, 2010, 5:05 PM ET)

County (Alabama)	Total Claims	Claimant Type	Claims Paid	Amount Paid	Payments in County
<b>Limestone (Alabama)</b>	<b>41</b>	<u>Claimant Type</u>	<u>Claims Paid</u>	<u>Amount Paid</u>	<b>Payments in County</b>  <ul style="list-style-type: none"> <li>Resident</li> </ul>
		Resident of County	28	\$416,700.00	
		<b>Totals:</b>	<b>28</b>	<b>\$416,700.00</b>	
<b>Macon (Alabama)</b>	<b>4</b>	<u>Claimant Type</u>	<u>Claims Paid</u>	<u>Amount Paid</u>	<b>Payments in County</b>  <ul style="list-style-type: none"> <li>Resident</li> </ul>
		Resident of County	2	\$7,500.00	
		<b>Totals:</b>	<b>2</b>	<b>\$7,500.00</b>	
<b>Madison (Alabama)</b>	<b>229</b>	<u>Claimant Type</u>	<u>Claims Paid</u>	<u>Amount Paid</u>	<b>Payments in County</b>  <ul style="list-style-type: none"> <li>Resident</li> <li>Loss</li> <li>Both</li> </ul>
		Resident of County	124	\$1,567,500.00	
		Resident and Loss in County	5	\$56,600.00	
		Claim Loss in County	2	\$4,500.00	
<b>Totals:</b>	<b>131</b>	<b>\$1,628,600.00</b>			
<b>Marengo (Alabama)</b>	<b>19</b>	<u>Claimant Type</u>	<u>Claims Paid</u>	<u>Amount Paid</u>	<b>Payments in County</b>  <ul style="list-style-type: none"> <li>Resident</li> </ul>
		Resident of County	11	\$83,200.00	
		<b>Totals:</b>	<b>11</b>	<b>\$83,200.00</b>	
<b>Marion (Alabama)</b>	<b>4</b>	<u>Claimant Type</u>	<u>Claims Paid</u>	<u>Amount Paid</u>	<b>Payments in County</b>  <ul style="list-style-type: none"> <li>Resident</li> </ul>
		Resident of County	1	\$1,200.00	
		<b>Totals:</b>	<b>1</b>	<b>\$1,200.00</b>	

## GCCF Program Statistics - Overall Summary

(as of October 26, 2010, 5:05 PM ET)

County (Alabama)	Total	Claimant Type	Claims Paid	Amount Paid	Payments in County
<b>Marshall (Alabama)</b>	<b>46</b>	<u>Claimant Type</u>	<u>Claims Paid</u>	<u>Amount Paid</u>	<b>Payments in County</b>  <ul style="list-style-type: none"> <li><span style="color: green;">■</span> Resident</li> <li><span style="color: lightgreen;">■</span> Both</li> </ul>
		Resident of County	24	\$305,200.00	
		Resident and Loss in County	1	\$37,200.00	
		<b>Totals:</b>	<b>25</b>	<b>\$342,400.00</b>	
<b>Mobile (Alabama)</b>	<b>22,175</b>	<u>Claimant Type</u>	<u>Claims Paid</u>	<u>Amount Paid</u>	<b>Payments in County</b>  <ul style="list-style-type: none"> <li><span style="color: green;">■</span> Resident</li> <li><span style="color: lightblue;">■</span> Loss</li> <li><span style="color: blue;">■</span> Both</li> </ul>
		Resident of County	778	\$11,379,165.00	
		Resident and Loss in County	4,721	\$86,128,000.00	
		Claim Loss in County	482	\$9,716,100.00	
<b>Totals:</b>	<b>5,981</b>	<b>\$107,223,265.00</b>			
<b>Monroe (Alabama)</b>	<b>87</b>	<u>Claimant Type</u>	<u>Claims Paid</u>	<u>Amount Paid</u>	<b>Payments in County</b>  <ul style="list-style-type: none"> <li><span style="color: green;">■</span> Resident</li> <li><span style="color: lightgreen;">■</span> Both</li> </ul>
		Resident of County	35	\$572,600.00	
		Resident and Loss in County	11	\$145,400.00	
		<b>Totals:</b>	<b>46</b>	<b>\$718,000.00</b>	
<b>Montgomery (Alabama)</b>	<b>212</b>	<u>Claimant Type</u>	<u>Claims Paid</u>	<u>Amount Paid</u>	<b>Payments in County</b>  <ul style="list-style-type: none"> <li><span style="color: green;">■</span> Resident</li> <li><span style="color: lightgreen;">■</span> Both</li> </ul>
		Resident of County	82	\$1,062,200.00	
		Resident and Loss in County	7	\$338,300.00	
		<b>Totals:</b>	<b>89</b>	<b>\$1,400,500.00</b>	
<b>Morgan (Alabama)</b>	<b>73</b>	<u>Claimant Type</u>	<u>Claims Paid</u>	<u>Amount Paid</u>	<b>Payments in County</b>  <ul style="list-style-type: none"> <li><span style="color: green;">■</span> Resident</li> </ul>
		Resident of County	47	\$528,300.00	
		<b>Totals:</b>	<b>47</b>	<b>\$528,300.00</b>	

## GCCF Program Statistics - Overall Summary (as of October 26, 2010, 5:05 PM ET)

County (Alabama)	Total Claims	Claimant Type	Claims Paid	Amount Paid	Payments in County
Perry (Alabama)	3	<u>Claimant Type</u>	<u>Claims Paid</u>	<u>Amount Paid</u>	Payments in County  Loss
		Claim Loss in County	1	\$35,000.00	
		<b>Totals:</b>	<b>1</b>	<b>\$35,000.00</b>	
Pickens (Alabama)	10	<u>Claimant Type</u>	<u>Claims Paid</u>	<u>Amount Paid</u>	Payments in County  Resident
		Resident of County	4	\$43,400.00	
		<b>Totals:</b>	<b>4</b>	<b>\$43,400.00</b>	
Pike (Alabama)	31	<u>Claimant Type</u>	<u>Claims Paid</u>	<u>Amount Paid</u>	Payments in County  Resident
		Resident of County	4	\$28,000.00	
		<b>Totals:</b>	<b>4</b>	<b>\$28,000.00</b>	
Randolph (Alabama)	7	<u>Claimant Type</u>	<u>Claims Paid</u>	<u>Amount Paid</u>	Payments in County  Resident
		Resident of County	4	\$50,300.00	
		<b>Totals:</b>	<b>4</b>	<b>\$50,300.00</b>	
Russell (Alabama)	17	<u>Claimant Type</u>	<u>Claims Paid</u>	<u>Amount Paid</u>	Payments in County  Resident
		Resident of County	2	\$21,100.00	
		<b>Totals:</b>	<b>2</b>	<b>\$21,100.00</b>	

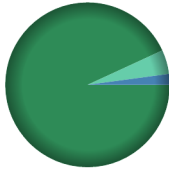

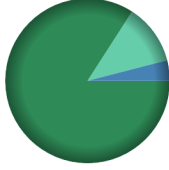

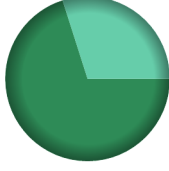
## GCCF Program Statistics - Overall Summary

(as of October 26, 2010, 5:05 PM ET)

County (Alabama)	Total Claims	Claimant Type	Claims Paid	Amount Paid	Payments in County
<b>Shelby (Alabama)</b>	<b>205</b>	<u>Claimant Type</u>	<u>Claims Paid</u>	<u>Amount Paid</u>	<b>Payments in County</b>  <ul style="list-style-type: none"> <li><span style="color: green;">■</span> Resident</li> <li><span style="color: lightgreen;">■</span> Loss</li> <li><span style="color: blue;">■</span> Both</li> </ul>
		Resident of County	113	\$1,319,300.00	
		Resident and Loss in County	2	\$23,500.00	
		Claim Loss in County	1	\$28,800.00	
<b>Totals:</b>	<b>116</b>	<b>\$1,371,600.00</b>			
<b>St. Clair (Alabama)</b>	<b>37</b>	<u>Claimant Type</u>	<u>Claims Paid</u>	<u>Amount Paid</u>	<b>Payments in County</b>  <ul style="list-style-type: none"> <li><span style="color: green;">■</span> Resident</li> </ul>
		Resident of County	24	\$333,000.00	
		<b>Totals:</b>	<b>24</b>	<b>\$333,000.00</b>	
<b>Sumter (Alabama)</b>	<b>6</b>	<u>Claimant Type</u>	<u>Claims Paid</u>	<u>Amount Paid</u>	<b>Payments in County</b>  <ul style="list-style-type: none"> <li><span style="color: green;">■</span> Resident</li> </ul>
		Resident of County	1	\$46,200.00	
		<b>Totals:</b>	<b>1</b>	<b>\$46,200.00</b>	
<b>Talladega (Alabama)</b>	<b>36</b>	<u>Claimant Type</u>	<u>Claims Paid</u>	<u>Amount Paid</u>	<b>Payments in County</b>  <ul style="list-style-type: none"> <li><span style="color: green;">■</span> Resident</li> </ul>
		Resident of County	21	\$129,900.00	
		<b>Totals:</b>	<b>21</b>	<b>\$129,900.00</b>	
<b>Tallapoosa (Alabama)</b>	<b>23</b>	<u>Claimant Type</u>	<u>Claims Paid</u>	<u>Amount Paid</u>	<b>Payments in County</b>  <ul style="list-style-type: none"> <li><span style="color: green;">■</span> Resident</li> </ul>
		Resident of County	8	\$58,000.00	
		<b>Totals:</b>	<b>8</b>	<b>\$58,000.00</b>	


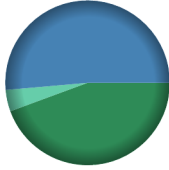
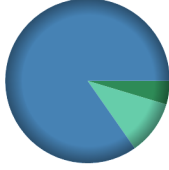
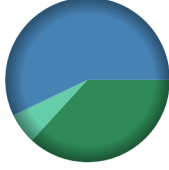
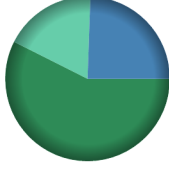
## GCCF Program Statistics - Overall Summary

(as of October 26, 2010, 5:05 PM ET)

County (Alabama)	Total Claims	Claimant Type	Claims Paid	Amount Paid	Payments in County
<b>Tuscaloosa (Alabama)</b>	<b>180</b>	<u>Claimant Type</u>	<u>Claims Paid</u>	<u>Amount Paid</u>	<b>Payments in County</b>  <ul style="list-style-type: none"> <li><span style="color: green;">■</span> Resident</li> <li><span style="color: lightgreen;">■</span> Loss</li> <li><span style="color: blue;">■</span> Both</li> </ul>
		Resident of County	100	\$963,100.00	
		Resident and Loss in County	2	\$22,000.00	
		Claim Loss in County	2	\$49,000.00	
<b>Totals:</b>	<b>104</b>	<b>\$1,034,100.00</b>			
<b>Unknown (Alabama)</b>	<b>100</b>	<u>Claimant Type</u>	<u>Claims Paid</u>	<u>Amount Paid</u>	<b>Payments in County</b>  <ul style="list-style-type: none"> <li><span style="color: green;">■</span> Resident</li> </ul>
		Resident of County	35	\$1,005,100.00	
		<b>Totals:</b>	<b>35</b>	<b>\$1,005,100.00</b>	
<b>Walker (Alabama)</b>	<b>36</b>	<u>Claimant Type</u>	<u>Claims Paid</u>	<u>Amount Paid</u>	<b>Payments in County</b>  <ul style="list-style-type: none"> <li><span style="color: green;">■</span> Resident</li> <li><span style="color: lightgreen;">■</span> Loss</li> <li><span style="color: blue;">■</span> Both</li> </ul>
		Resident of County	16	\$198,600.00	
		Resident and Loss in County	1	\$9,500.00	
		Claim Loss in County	2	\$28,000.00	
<b>Totals:</b>	<b>19</b>	<b>\$236,100.00</b>			
<b>Washington (Alabama)</b>	<b>141</b>	<u>Claimant Type</u>	<u>Claims Paid</u>	<u>Amount Paid</u>	<b>Payments in County</b>  <ul style="list-style-type: none"> <li><span style="color: green;">■</span> Resident</li> <li><span style="color: lightgreen;">■</span> Loss</li> <li><span style="color: blue;">■</span> Both</li> </ul>
		Resident of County	13	\$133,800.00	
		Resident and Loss in County	1	\$15,000.00	
		Claim Loss in County	5	\$112,600.00	
<b>Totals:</b>	<b>19</b>	<b>\$261,400.00</b>			
<b>Wilcox (Alabama)</b>	<b>31</b>	<u>Claimant Type</u>	<u>Claims Paid</u>	<u>Amount Paid</u>	<b>Payments in County</b>  <ul style="list-style-type: none"> <li><span style="color: green;">■</span> Resident</li> <li><span style="color: lightgreen;">■</span> Both</li> </ul>
		Resident of County	11	\$157,000.00	
		Resident and Loss in County	3	\$67,000.00	
		<b>Totals:</b>	<b>14</b>	<b>\$224,000.00</b>	

## GCCF Program Statistics - Overall Summary

(as of October 26, 2010, 5:05 PM ET)

County	Total Claims	Claimant Type	Claims Paid	Amount Paid	Payments in County
<b>Winston (Alabama)</b>	<b>12</b>	<u>Claimant Type</u>	<u>Claims Paid</u>	<u>Amount Paid</u>	<b>Payments in County</b>  <ul style="list-style-type: none"> <li>Resident</li> </ul>
		Resident of County	5	\$189,800.00	
		<b>Totals:</b>	<b>5</b>	<b>\$189,800.00</b>	
<b>Alachua (Florida)</b>	<b>65</b>	<u>Claimant Type</u>	<u>Claims Paid</u>	<u>Amount Paid</u>	<b>Payments in County</b>  <ul style="list-style-type: none"> <li>Resident</li> <li>Loss</li> <li>Both</li> </ul>
		Resident of County	14	\$125,800.00	
		Resident and Loss in County	5	\$145,600.00	
		Claim Loss in County	1	\$12,000.00	
<b>Totals:</b>	<b>20</b>	<b>\$283,400.00</b>			
<b>Bay (Florida)</b>	<b>23,231</b>	<u>Claimant Type</u>	<u>Claims Paid</u>	<u>Amount Paid</u>	<b>Payments in County</b>  <ul style="list-style-type: none"> <li>Resident</li> <li>Loss</li> <li>Both</li> </ul>
		Resident of County	434	\$5,596,200.00	
		Resident and Loss in County	6,987	\$102,183,876.00	
		Claim Loss in County	1,224	\$12,832,400.00	
<b>Totals:</b>	<b>8,645</b>	<b>\$120,612,476.00</b>			
<b>Brevard (Florida)</b>	<b>98</b>	<u>Claimant Type</u>	<u>Claims Paid</u>	<u>Amount Paid</u>	<b>Payments in County</b>  <ul style="list-style-type: none"> <li>Resident</li> <li>Loss</li> <li>Both</li> </ul>
		Resident of County	9	\$183,600.00	
		Resident and Loss in County	8	\$284,600.00	
		Claim Loss in County	2	\$30,300.00	
<b>Totals:</b>	<b>19</b>	<b>\$498,500.00</b>			
<b>Broward (Florida)</b>	<b>305</b>	<u>Claimant Type</u>	<u>Claims Paid</u>	<u>Amount Paid</u>	<b>Payments in County</b>  <ul style="list-style-type: none"> <li>Resident</li> <li>Loss</li> <li>Both</li> </ul>
		Resident of County	22	\$795,000.00	
		Resident and Loss in County	4	\$338,500.00	
		Claim Loss in County	10	\$251,200.00	
<b>Totals:</b>	<b>36</b>	<b>\$1,384,700.00</b>			



## GCCF Program Statistics - Overall Summary

(as of October 26, 2010, 5:05 PM ET)

County (Florida)	Total Claims	Claimant Type	Claims Paid	Amount Paid	Payments in County
<b>Calhoun (Florida)</b>	<b>105</b>	<u>Claimant Type</u>	<u>Claims Paid</u>	<u>Amount Paid</u>	<p>Payments in County</p> <ul style="list-style-type: none"> <li>Resident</li> <li>Loss</li> <li>Both</li> </ul>
		Resident of County	16	\$193,900.00	
		Resident and Loss in County	1	\$6,000.00	
		Claim Loss in County	1	\$4,200.00	
<b>Totals:</b>	<b>18</b>	<b>\$204,100.00</b>			
<b>Charlotte (Florida)</b>	<b>141</b>	<u>Claimant Type</u>	<u>Claims Paid</u>	<u>Amount Paid</u>	<p>Payments in County</p> <ul style="list-style-type: none"> <li>Resident</li> <li>Loss</li> <li>Both</li> </ul>
		Resident of County	3	\$8,400.00	
		Resident and Loss in County	23	\$923,300.00	
		Claim Loss in County	9	\$71,400.00	
<b>Totals:</b>	<b>35</b>	<b>\$1,003,100.00</b>			
<b>Citrus (Florida)</b>	<b>214</b>	<u>Claimant Type</u>	<u>Claims Paid</u>	<u>Amount Paid</u>	<p>Payments in County</p> <ul style="list-style-type: none"> <li>Resident</li> <li>Loss</li> <li>Both</li> </ul>
		Resident of County	22	\$392,100.00	
		Resident and Loss in County	80	\$1,291,100.00	
		Claim Loss in County	7	\$162,700.00	
<b>Totals:</b>	<b>109</b>	<b>\$1,845,900.00</b>			
<b>Clay (Florida)</b>	<b>28</b>	<u>Claimant Type</u>	<u>Claims Paid</u>	<u>Amount Paid</u>	<p>Payments in County</p> <ul style="list-style-type: none"> <li>Resident</li> <li>Loss</li> <li>Both</li> </ul>
		Resident of County	4	\$25,400.00	
		Resident and Loss in County	1	\$125,000.00	
		Claim Loss in County	1	\$18,700.00	
<b>Totals:</b>	<b>6</b>	<b>\$169,100.00</b>			
<b>Collier (Florida)</b>	<b>5,260</b>	<u>Claimant Type</u>	<u>Claims Paid</u>	<u>Amount Paid</u>	<p>Payments in County</p> <ul style="list-style-type: none"> <li>Resident</li> <li>Loss</li> <li>Both</li> </ul>
		Resident of County	48	\$505,800.00	
		Resident and Loss in County	879	\$9,483,500.00	
		Claim Loss in County	27	\$156,500.00	
<b>Totals:</b>	<b>954</b>	<b>\$10,145,800.00</b>			

## GCCF Program Statistics - Overall Summary

(as of October 26, 2010, 5:05 PM ET)

County (Florida)	Total Claims	Claimant Type	Claims Paid	Amount Paid	Payments in County
Columbia (Florida)	13	<u>Claimant Type</u>	<u>Claims Paid</u>	<u>Amount Paid</u>	<ul style="list-style-type: none"> <li>Resident</li> <li>Both</li> </ul>
		Resident of County	3	\$46,500.00	
		Resident and Loss in County	1	\$40,000.00	
		<b>Totals:</b>	<b>4</b>	<b>\$86,500.00</b>	
Dixie (Florida)	30	<u>Claimant Type</u>	<u>Claims Paid</u>	<u>Amount Paid</u>	<ul style="list-style-type: none"> <li>Resident</li> <li>Loss</li> <li>Both</li> </ul>
		Resident of County	1	\$3,000.00	
		Resident and Loss in County	12	\$353,400.00	
		Claim Loss in County	4	\$89,700.00	
<b>Totals:</b>	<b>17</b>	<b>\$446,100.00</b>			
Duval (Florida)	260	<u>Claimant Type</u>	<u>Claims Paid</u>	<u>Amount Paid</u>	<ul style="list-style-type: none"> <li>Resident</li> <li>Loss</li> <li>Both</li> </ul>
		Resident of County	32	\$559,800.00	
		Resident and Loss in County	14	\$993,000.00	
		Claim Loss in County	6	\$131,500.00	
<b>Totals:</b>	<b>52</b>	<b>\$1,684,300.00</b>			
Escambia (Florida)	13,477	<u>Claimant Type</u>	<u>Claims Paid</u>	<u>Amount Paid</u>	<ul style="list-style-type: none"> <li>Resident</li> <li>Loss</li> <li>Both</li> </ul>
		Resident of County	1,348	\$15,600,200.00	
		Resident and Loss in County	3,529	\$56,364,600.00	
		Claim Loss in County	927	\$12,727,600.00	
<b>Totals:</b>	<b>5,804</b>	<b>\$84,692,400.00</b>			
Flagler (Florida)	7	<u>Claimant Type</u>	<u>Claims Paid</u>	<u>Amount Paid</u>	<ul style="list-style-type: none"> <li>Resident</li> </ul>
		Resident of County	2	\$65,400.00	
		<b>Totals:</b>	<b>2</b>	<b>\$65,400.00</b>	

## GCCF Program Statistics - Overall Summary

(as of October 26, 2010, 5:05 PM ET)

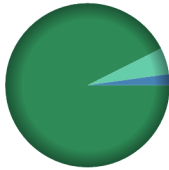

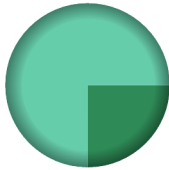
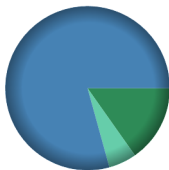
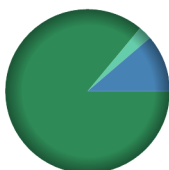
County (Florida)	Total Claims	Claimant Type	Claims Paid	Amount Paid	Payments in County
<b>Franklin (Florida)</b>	<b>1,909</b>	<u>Claimant Type</u>	<u>Claims Paid</u>	<u>Amount Paid</u>	<p>Payments in County</p> <ul style="list-style-type: none"> <li>Resident</li> <li>Loss</li> <li>Both</li> </ul>
		Resident of County	33	\$391,800.00	
		Resident and Loss in County	1,055	\$12,962,600.00	
		Claim Loss in County	117	\$1,513,600.00	
		<b>Totals:</b>	<b>1,205</b>	<b>\$14,868,000.00</b>	
<b>Gadsden (Florida)</b>	<b>63</b>	<u>Claimant Type</u>	<u>Claims Paid</u>	<u>Amount Paid</u>	<p>Payments in County</p> <ul style="list-style-type: none"> <li>Resident</li> <li>Loss</li> <li>Both</li> </ul>
		Resident of County	9	\$166,100.00	
		Resident and Loss in County	2	\$44,200.00	
		Claim Loss in County	1	\$6,000.00	
		<b>Totals:</b>	<b>12</b>	<b>\$216,300.00</b>	
<b>Gulf (Florida)</b>	<b>1,243</b>	<u>Claimant Type</u>	<u>Claims Paid</u>	<u>Amount Paid</u>	<p>Payments in County</p> <ul style="list-style-type: none"> <li>Resident</li> <li>Loss</li> <li>Both</li> </ul>
		Resident of County	78	\$1,022,200.00	
		Resident and Loss in County	332	\$7,463,100.00	
		Claim Loss in County	96	\$1,221,200.00	
		<b>Totals:</b>	<b>506</b>	<b>\$9,706,500.00</b>	
<b>Hardee (Florida)</b>	<b>1</b>	<u>Claimant Type</u>	<u>Claims Paid</u>	<u>Amount Paid</u>	<p>Payments in County</p> <ul style="list-style-type: none"> <li>Resident</li> </ul>
		Resident of County	1	\$15,000.00	
		<b>Totals:</b>	<b>1</b>	<b>\$15,000.00</b>	
<b>Hendry (Florida)</b>	<b>10</b>	<u>Claimant Type</u>	<u>Claims Paid</u>	<u>Amount Paid</u>	<p>Payments in County</p> <ul style="list-style-type: none"> <li>Resident</li> </ul>
		Resident of County	1	\$24,000.00	
		<b>Totals:</b>	<b>1</b>	<b>\$24,000.00</b>	

## GCCF Program Statistics - Overall Summary (as of October 26, 2010, 5:05 PM ET)

County (Florida)	Total Claims	Claimant Type	Claims Paid	Amount Paid	Payments in County
<b>Hernando (Florida)</b>	<b>136</b>	<u>Claimant Type</u>	<u>Claims Paid</u>	<u>Amount Paid</u>	<ul style="list-style-type: none"> <li><span style="color: green;">■</span> Resident</li> <li><span style="color: lightgreen;">■</span> Loss</li> <li><span style="color: blue;">■</span> Both</li> </ul>
		Resident of County	21	\$330,300.00	
		Resident and Loss in County	40	\$1,012,400.00	
		Claim Loss in County	15	\$303,200.00	
		<b>Totals:</b>	<b>76</b>	<b>\$1,645,900.00</b>	
<b>Hillsborough (Florida)</b>	<b>673</b>	<u>Claimant Type</u>	<u>Claims Paid</u>	<u>Amount Paid</u>	<ul style="list-style-type: none"> <li><span style="color: green;">■</span> Resident</li> <li><span style="color: lightgreen;">■</span> Loss</li> <li><span style="color: blue;">■</span> Both</li> </ul>
		Resident of County	62	\$864,500.00	
		Resident and Loss in County	103	\$2,248,800.00	
		Claim Loss in County	35	\$563,900.00	
		<b>Totals:</b>	<b>200</b>	<b>\$3,677,200.00</b>	
<b>Holmes (Florida)</b>	<b>328</b>	<u>Claimant Type</u>	<u>Claims Paid</u>	<u>Amount Paid</u>	<ul style="list-style-type: none"> <li><span style="color: green;">■</span> Resident</li> <li><span style="color: lightgreen;">■</span> Loss</li> <li><span style="color: blue;">■</span> Both</li> </ul>
		Resident of County	87	\$798,800.00	
		Resident and Loss in County	17	\$209,200.00	
		Claim Loss in County	3	\$14,100.00	
		<b>Totals:</b>	<b>107</b>	<b>\$1,022,100.00</b>	
<b>Indian River (Florida)</b>	<b>30</b>	<u>Claimant Type</u>	<u>Claims Paid</u>	<u>Amount Paid</u>	<ul style="list-style-type: none"> <li><span style="color: green;">■</span> Both</li> </ul>
		Resident and Loss in County	3	\$157,000.00	
		<b>Totals:</b>	<b>3</b>	<b>\$157,000.00</b>	
<b>Jackson (Florida)</b>	<b>255</b>	<u>Claimant Type</u>	<u>Claims Paid</u>	<u>Amount Paid</u>	<ul style="list-style-type: none"> <li><span style="color: green;">■</span> Resident</li> <li><span style="color: lightgreen;">■</span> Loss</li> <li><span style="color: blue;">■</span> Both</li> </ul>
		Resident of County	28	\$358,100.00	
		Resident and Loss in County	3	\$96,000.00	
		Claim Loss in County	1	\$7,900.00	
		<b>Totals:</b>	<b>32</b>	<b>\$462,000.00</b>	

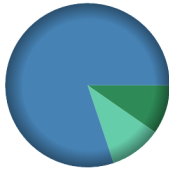


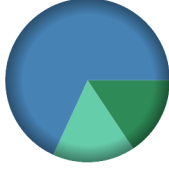
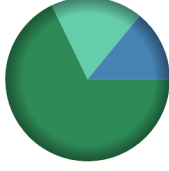
## GCCF Program Statistics - Overall Summary

(as of October 26, 2010, 5:05 PM ET)

County (Florida)	Total Claims	Claimant Type	Claims Paid	Amount Paid	Payments in County
Jefferson (Florida)	12	<u>Claimant Type</u>	<u>Claims Paid</u>	<u>Amount Paid</u>	 <ul style="list-style-type: none"> <li><span style="color: green;">■</span> Resident</li> <li><span style="color: lightgreen;">■</span> Loss</li> <li><span style="color: blue;">■</span> Both</li> </ul>
		Resident of County	4	\$106,200.00	
		Resident and Loss in County	2	\$2,500.00	
		Claim Loss in County	1	\$6,000.00	
<b>Totals:</b>	<b>7</b>		<b>\$114,700.00</b>		
Lafayette (Florida)	4	<u>Claimant Type</u>	<u>Claims Paid</u>	<u>Amount Paid</u>	 <ul style="list-style-type: none"> <li><span style="color: green;">■</span> Both</li> </ul>
		Resident and Loss in County	1	\$226,700.00	
		<b>Totals:</b>	<b>1</b>	<b>\$226,700.00</b>	
Lake (Florida)	34	<u>Claimant Type</u>	<u>Claims Paid</u>	<u>Amount Paid</u>	 <ul style="list-style-type: none"> <li><span style="color: green;">■</span> Resident</li> <li><span style="color: lightgreen;">■</span> Both</li> </ul>
		Resident of County	6	\$45,900.00	
		Resident and Loss in County	5	\$137,900.00	
		<b>Totals:</b>	<b>11</b>	<b>\$183,800.00</b>	
Lee (Florida)	2,158	<u>Claimant Type</u>	<u>Claims Paid</u>	<u>Amount Paid</u>	 <ul style="list-style-type: none"> <li><span style="color: green;">■</span> Resident</li> <li><span style="color: lightgreen;">■</span> Loss</li> <li><span style="color: blue;">■</span> Both</li> </ul>
		Resident of County	37	\$679,200.00	
		Resident and Loss in County	205	\$3,534,300.00	
		Claim Loss in County	38	\$244,400.00	
<b>Totals:</b>	<b>280</b>		<b>\$4,457,900.00</b>		
Leon (Florida)	427	<u>Claimant Type</u>	<u>Claims Paid</u>	<u>Amount Paid</u>	 <ul style="list-style-type: none"> <li><span style="color: green;">■</span> Resident</li> <li><span style="color: lightgreen;">■</span> Loss</li> <li><span style="color: blue;">■</span> Both</li> </ul>
		Resident of County	83	\$1,619,400.00	
		Resident and Loss in County	7	\$212,600.00	
		Claim Loss in County	4	\$50,300.00	
<b>Totals:</b>	<b>94</b>		<b>\$1,882,300.00</b>		

## GCCF Program Statistics - Overall Summary

(as of October 26, 2010, 5:05 PM ET)

Levy (Florida)	143	<u>Claimant Type</u>	<u>Claims Paid</u>	<u>Amount Paid</u>	Payments in County
		Resident of County	10	\$229,300.00	 <ul style="list-style-type: none"> <li><span style="color: green;">■</span> Resident</li> <li><span style="color: lightgreen;">■</span> Loss</li> <li><span style="color: blue;">■</span> Both</li> </ul>
		Resident and Loss in County	72	\$1,897,000.00	
		Claim Loss in County	9	\$241,100.00	
		<b>Totals:</b>	<b>91</b>	<b>\$2,367,400.00</b>	
Liberty (Florida)	57	<u>Claimant Type</u>	<u>Claims Paid</u>	<u>Amount Paid</u>	Payments in County
		Resident of County	18	\$160,000.00	 <ul style="list-style-type: none"> <li><span style="color: green;">■</span> Resident</li> <li><span style="color: lightgreen;">■</span> Loss</li> <li><span style="color: blue;">■</span> Both</li> </ul>
		Resident and Loss in County	3	\$36,200.00	
		Claim Loss in County	2	\$49,600.00	
		<b>Totals:</b>	<b>23</b>	<b>\$245,800.00</b>	
Madison (Florida)	7	<u>Claimant Type</u>	<u>Claims Paid</u>	<u>Amount Paid</u>	Payments in County
		Resident of County	1	\$2,100.00	 <ul style="list-style-type: none"> <li><span style="color: green;">■</span> Resident</li> <li><span style="color: lightgreen;">■</span> Loss</li> </ul>
		Claim Loss in County	1	\$1,200.00	
		<b>Totals:</b>	<b>2</b>	<b>\$3,300.00</b>	
Manatee (Florida)	251	<u>Claimant Type</u>	<u>Claims Paid</u>	<u>Amount Paid</u>	Payments in County
		Resident of County	18	\$462,900.00	 <ul style="list-style-type: none"> <li><span style="color: green;">■</span> Resident</li> <li><span style="color: lightgreen;">■</span> Loss</li> <li><span style="color: blue;">■</span> Both</li> </ul>
		Resident and Loss in County	47	\$2,014,600.00	
		Claim Loss in County	21	\$479,000.00	
		<b>Totals:</b>	<b>86</b>	<b>\$2,956,500.00</b>	
Marion (Florida)	56	<u>Claimant Type</u>	<u>Claims Paid</u>	<u>Amount Paid</u>	Payments in County
		Resident of County	9	\$97,500.00	 <ul style="list-style-type: none"> <li><span style="color: green;">■</span> Resident</li> <li><span style="color: lightgreen;">■</span> Loss</li> <li><span style="color: blue;">■</span> Both</li> </ul>
		Resident and Loss in County	1	\$20,200.00	
		Claim Loss in County	1	\$26,000.00	
		<b>Totals:</b>	<b>11</b>	<b>\$143,700.00</b>	


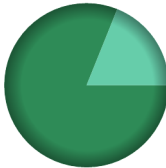

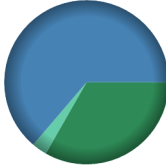
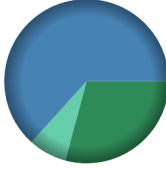
## GCCF Program Statistics - Overall Summary

(as of October 26, 2010, 5:05 PM ET)

County (Florida)	Total Claims	Claimant Type	Claims Paid	Amount Paid	Payments in County
<b>Martin (Florida)</b>	<b>24</b>	<u>Claimant Type</u>	<u>Claims Paid</u>	<u>Amount Paid</u>	<p>Payments in County</p> <ul style="list-style-type: none"> <li>Resident</li> <li>Both</li> </ul>
		Resident of County	2	\$27,200.00	
		Resident and Loss in County	5	\$109,500.00	
		<b>Totals:</b>	<b>7</b>	<b>\$136,700.00</b>	
<b>Miami-dade (Florida)</b>	<b>696</b>	<u>Claimant Type</u>	<u>Claims Paid</u>	<u>Amount Paid</u>	<p>Payments in County</p> <ul style="list-style-type: none"> <li>Resident</li> <li>Loss</li> <li>Both</li> </ul>
		Resident of County	35	\$479,400.00	
		Resident and Loss in County	17	\$578,800.00	
		Claim Loss in County	12	\$296,000.00	
<b>Totals:</b>	<b>64</b>	<b>\$1,354,200.00</b>			
<b>Monroe (Florida)</b>	<b>2,758</b>	<u>Claimant Type</u>	<u>Claims Paid</u>	<u>Amount Paid</u>	<p>Payments in County</p> <ul style="list-style-type: none"> <li>Resident</li> <li>Loss</li> <li>Both</li> </ul>
		Resident of County	25	\$585,700.00	
		Resident and Loss in County	688	\$17,985,200.00	
		Claim Loss in County	40	\$502,800.00	
<b>Totals:</b>	<b>753</b>	<b>\$19,073,700.00</b>			
<b>Nassau (Florida)</b>	<b>12</b>	<u>Claimant Type</u>	<u>Claims Paid</u>	<u>Amount Paid</u>	<p>Payments in County</p> <ul style="list-style-type: none"> <li>Resident</li> <li>Loss</li> <li>Both</li> </ul>
		Resident of County	3	\$65,200.00	
		Resident and Loss in County	2	\$31,100.00	
		Claim Loss in County	1	\$30,000.00	
<b>Totals:</b>	<b>6</b>	<b>\$126,300.00</b>			
<b>Okaloosa (Florida)</b>	<b>18,498</b>	<u>Claimant Type</u>	<u>Claims Paid</u>	<u>Amount Paid</u>	<p>Payments in County</p> <ul style="list-style-type: none"> <li>Resident</li> <li>Loss</li> <li>Both</li> </ul>
		Resident of County	1,097	\$14,207,300.00	
		Resident and Loss in County	5,845	\$103,969,200.00	
		Claim Loss in County	2,714	\$34,107,500.00	
<b>Totals:</b>	<b>9,656</b>	<b>\$152,284,000.00</b>			

## GCCF Program Statistics - Overall Summary

(as of October 26, 2010, 5:05 PM ET)

County (Florida)	Total Claims	Claimant Type	Claims Paid	Amount Paid	Payments in County
Okeechobee (Florida)	6	<u>Claimant Type</u>	<u>Claims Paid</u>	<u>Amount Paid</u>	 <ul style="list-style-type: none"> <li>Loss</li> </ul>
		Claim Loss in County	1	\$5,000.00	
		<b>Totals:</b>	<b>1</b>	<b>\$5,000.00</b>	
Orange (Florida)	309	<u>Claimant Type</u>	<u>Claims Paid</u>	<u>Amount Paid</u>	 <ul style="list-style-type: none"> <li>Resident</li> <li>Both</li> </ul>
		Resident of County	54	\$793,100.00	
		Resident and Loss in County	6	\$185,000.00	
<b>Totals:</b>	<b>60</b>	<b>\$978,100.00</b>			
Osceola (Florida)	21	<u>Claimant Type</u>	<u>Claims Paid</u>	<u>Amount Paid</u>	 <ul style="list-style-type: none"> <li>Resident</li> </ul>
		Resident of County	4	\$33,600.00	
		<b>Totals:</b>	<b>4</b>	<b>\$33,600.00</b>	
Palm Beach (Florida)	204	<u>Claimant Type</u>	<u>Claims Paid</u>	<u>Amount Paid</u>	 <ul style="list-style-type: none"> <li>Resident</li> <li>Loss</li> <li>Both</li> </ul>
		Resident of County	17	\$237,600.00	
		Resident and Loss in County	9	\$455,500.00	
Claim Loss in County	3	\$21,300.00			
<b>Totals:</b>	<b>29</b>	<b>\$714,400.00</b>			
Pasco (Florida)	382	<u>Claimant Type</u>	<u>Claims Paid</u>	<u>Amount Paid</u>	 <ul style="list-style-type: none"> <li>Resident</li> <li>Loss</li> <li>Both</li> </ul>
		Resident of County	73	\$1,171,600.00	
		Resident and Loss in County	94	\$2,543,700.00	
Claim Loss in County	19	\$302,600.00			
<b>Totals:</b>	<b>186</b>	<b>\$4,017,900.00</b>			








## GCCF Program Statistics - Overall Summary

(as of October 26, 2010, 5:05 PM ET)

County (Florida)	Total Claims	Claimant Type	Claims Paid	Amount Paid	Payments in County
<b>Pinellas (Florida)</b>	<b>1,922</b>	<u>Claimant Type</u>	<u>Claims Paid</u>	<u>Amount Paid</u>	
		Resident of County	48	\$1,360,900.00	
		Resident and Loss in County	543	\$9,407,000.00	
		Claim Loss in County	113	\$1,676,800.00	
		<b>Totals:</b>	<b>704</b>	<b>\$12,444,700.00</b>	
<b>Polk (Florida)</b>	<b>112</b>	<u>Claimant Type</u>	<u>Claims Paid</u>	<u>Amount Paid</u>	
		Resident of County	12	\$168,600.00	
		Resident and Loss in County	5	\$145,000.00	
		Claim Loss in County	1	\$9,200.00	
		<b>Totals:</b>	<b>18</b>	<b>\$322,800.00</b>	
<b>Putnam (Florida)</b>	<b>9</b>	<u>Claimant Type</u>	<u>Claims Paid</u>	<u>Amount Paid</u>	
		Resident and Loss in County	2	\$51,500.00	
		<b>Totals:</b>	<b>2</b>	<b>\$51,500.00</b>	
<b>Santa Rosa (Florida)</b>	<b>6,367</b>	<u>Claimant Type</u>	<u>Claims Paid</u>	<u>Amount Paid</u>	
		Resident of County	764	\$9,018,200.00	
		Resident and Loss in County	1,425	\$30,834,100.00	
		Claim Loss in County	1,046	\$12,637,000.00	
		<b>Totals:</b>	<b>3,235</b>	<b>\$52,489,300.00</b>	
<b>Sarasota (Florida)</b>	<b>257</b>	<u>Claimant Type</u>	<u>Claims Paid</u>	<u>Amount Paid</u>	
		Resident of County	11	\$103,200.00	
		Resident and Loss in County	36	\$1,231,400.00	
		Claim Loss in County	8	\$88,300.00	
		<b>Totals:</b>	<b>55</b>	<b>\$1,422,900.00</b>	

## GCCF Program Statistics - Overall Summary

(as of October 26, 2010, 5:05 PM ET)

County (Florida)	Total Claims	Claimant Type	Claims Paid	Amount Paid	Payments in County
Seminole (Florida)	57	<u>Claimant Type</u>	<u>Claims Paid</u>	<u>Amount Paid</u>	Payments in County  <ul style="list-style-type: none"> <li>Resident</li> </ul>
		Resident of County	13	\$189,300.00	
		<b>Totals:</b>	<b>13</b>	<b>\$189,300.00</b>	
St. Johns (Florida)	34	<u>Claimant Type</u>	<u>Claims Paid</u>	<u>Amount Paid</u>	Payments in County  <ul style="list-style-type: none"> <li>Resident</li> <li>Both</li> </ul>
		Resident of County	8	\$145,300.00	
		Resident and Loss in County	4	\$76,500.00	
<b>Totals:</b>	<b>12</b>	<b>\$221,800.00</b>			
St. Lucie (Florida)	41	<u>Claimant Type</u>	<u>Claims Paid</u>	<u>Amount Paid</u>	Payments in County  <ul style="list-style-type: none"> <li>Resident</li> <li>Both</li> </ul>
		Resident of County	4	\$76,500.00	
		Resident and Loss in County	1	\$60,000.00	
<b>Totals:</b>	<b>5</b>	<b>\$136,500.00</b>			
Sumter (Florida)	12	<u>Claimant Type</u>	<u>Claims Paid</u>	<u>Amount Paid</u>	Payments in County  <ul style="list-style-type: none"> <li>Resident</li> </ul>
		Resident of County	6	\$149,600.00	
		<b>Totals:</b>	<b>6</b>	<b>\$149,600.00</b>	
Suwannee (Florida)	7	<u>Claimant Type</u>	<u>Claims Paid</u>	<u>Amount Paid</u>	Payments in County  <ul style="list-style-type: none"> <li>Resident</li> </ul>
		Resident of County	1	\$3,200.00	
		<b>Totals:</b>	<b>1</b>	<b>\$3,200.00</b>	

## GCCF Program Statistics - Overall Summary

(as of October 26, 2010, 5:05 PM ET)

County (Florida)	Total Claims	Claimant Type	Claims Paid	Amount Paid	Payments in County
<b>Taylor (Florida)</b>	<b>61</b>	<u>Claimant Type</u>	<u>Claims Paid</u>	<u>Amount Paid</u>	
		Resident of County	8	\$298,200.00	
		Resident and Loss in County	33	\$1,269,800.00	
		Claim Loss in County	1	\$4,800.00	
<b>Totals:</b>	<b>42</b>	<b>\$1,572,800.00</b>			
<b>Unknown (Florida)</b>	<b>123</b>	<u>Claimant Type</u>	<u>Claims Paid</u>	<u>Amount Paid</u>	
		Resident of County	32	\$713,200.00	
		<b>Totals:</b>	<b>32</b>	<b>\$713,200.00</b>	
<b>Volusia (Florida)</b>	<b>64</b>	<u>Claimant Type</u>	<u>Claims Paid</u>	<u>Amount Paid</u>	
		Resident of County	5	\$184,100.00	
		Resident and Loss in County	4	\$482,000.00	
		Claim Loss in County	3	\$33,800.00	
<b>Totals:</b>	<b>12</b>	<b>\$699,900.00</b>			
<b>Wakulla (Florida)</b>	<b>502</b>	<u>Claimant Type</u>	<u>Claims Paid</u>	<u>Amount Paid</u>	
		Resident of County	33	\$816,300.00	
		Resident and Loss in County	274	\$5,851,300.00	
		Claim Loss in County	28	\$714,700.00	
<b>Totals:</b>	<b>335</b>	<b>\$7,382,300.00</b>			
<b>Walton (Florida)</b>	<b>8,819</b>	<u>Claimant Type</u>	<u>Claims Paid</u>	<u>Amount Paid</u>	
		Resident of County	788	\$14,659,600.00	
		Resident and Loss in County	2,341	\$43,527,800.00	
		Claim Loss in County	1,815	\$20,772,800.00	
<b>Totals:</b>	<b>4,944</b>	<b>\$78,960,200.00</b>			

## GCCF Program Statistics - Overall Summary

(as of October 26, 2010, 5:05 PM ET)


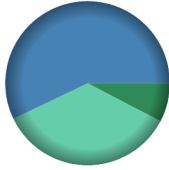

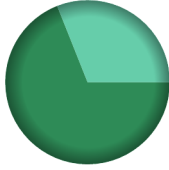
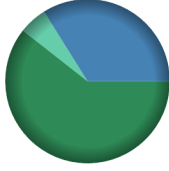
County	Total Claims	Claimant Type	Claims Paid	Amount Paid	Payments in County
<b>Washington (Florida)</b>	<b>752</b>	<u>Claimant Type</u>	<u>Claims Paid</u>	<u>Amount Paid</u>	<p>Payments in County</p> <ul style="list-style-type: none"> <li>Resident</li> <li>Loss</li> <li>Both</li> </ul>
		Resident of County	170	\$1,520,300.00	
		Resident and Loss in County	26	\$332,400.00	
		Claim Loss in County	6	\$62,500.00	
<b>Totals:</b>		<b>202</b>	<b>\$1,915,200.00</b>		
<b>Acadia (Louisiana)</b>	<b>100</b>	<u>Claimant Type</u>	<u>Claims Paid</u>	<u>Amount Paid</u>	<p>Payments in County</p> <ul style="list-style-type: none"> <li>Resident</li> <li>Loss</li> <li>Both</li> </ul>
		Resident of County	12	\$286,900.00	
		Resident and Loss in County	7	\$290,600.00	
		Claim Loss in County	4	\$70,900.00	
<b>Totals:</b>		<b>23</b>	<b>\$648,400.00</b>		
<b>Allen (Louisiana)</b>	<b>42</b>	<u>Claimant Type</u>	<u>Claims Paid</u>	<u>Amount Paid</u>	<p>Payments in County</p> <ul style="list-style-type: none"> <li>Resident</li> <li>Loss</li> </ul>
		Resident of County	1	\$30,000.00	
		Claim Loss in County	2	\$38,600.00	
<b>Totals:</b>		<b>3</b>	<b>\$68,600.00</b>		
<b>Ascension (Louisiana)</b>	<b>481</b>	<u>Claimant Type</u>	<u>Claims Paid</u>	<u>Amount Paid</u>	<p>Payments in County</p> <ul style="list-style-type: none"> <li>Resident</li> <li>Loss</li> <li>Both</li> </ul>
		Resident of County	40	\$572,900.00	
		Resident and Loss in County	10	\$302,900.00	
		Claim Loss in County	2	\$20,900.00	
<b>Totals:</b>		<b>52</b>	<b>\$896,700.00</b>		
<b>Assumption (Louisiana)</b>	<b>341</b>	<u>Claimant Type</u>	<u>Claims Paid</u>	<u>Amount Paid</u>	<p>Payments in County</p> <ul style="list-style-type: none"> <li>Resident</li> <li>Loss</li> <li>Both</li> </ul>
		Resident of County	19	\$547,900.00	
		Resident and Loss in County	58	\$1,021,500.00	
		Claim Loss in County	7	\$117,500.00	
<b>Totals:</b>		<b>84</b>	<b>\$1,686,900.00</b>		

## GCCF Program Statistics - Overall Summary (as of October 26, 2010, 5:05 PM ET)

Parish (Louisiana)	Total Claims	Claimant Type	Claims Paid	Amount Paid	Payments in County
<b>Avoyelles (Louisiana)</b>	<b>83</b>	<u>Claimant Type</u>	<u>Claims Paid</u>	<u>Amount Paid</u>	
		Resident of County	11	\$136,200.00	
		Resident and Loss in County	11	\$641,800.00	
		Claim Loss in County	1	\$8,200.00	
<b>Totals:</b>	<b>23</b>	<b>\$786,200.00</b>			
<b>Beauregard (Louisiana)</b>	<b>21</b>	<u>Claimant Type</u>	<u>Claims Paid</u>	<u>Amount Paid</u>	
		Resident of County	3	\$135,200.00	
		Resident and Loss in County	4	\$76,000.00	
		<b>Totals:</b>	<b>7</b>	<b>\$211,200.00</b>	
<b>Bossier (Louisiana)</b>	<b>35</b>	<u>Claimant Type</u>	<u>Claims Paid</u>	<u>Amount Paid</u>	
		Resident of County	5	\$62,500.00	
		<b>Totals:</b>	<b>5</b>	<b>\$62,500.00</b>	
<b>Caddo (Louisiana)</b>	<b>74</b>	<u>Claimant Type</u>	<u>Claims Paid</u>	<u>Amount Paid</u>	
		Resident of County	12	\$124,200.00	
		<b>Totals:</b>	<b>12</b>	<b>\$124,200.00</b>	
<b>Calcasieu (Louisiana)</b>	<b>630</b>	<u>Claimant Type</u>	<u>Claims Paid</u>	<u>Amount Paid</u>	
		Resident of County	109	\$2,944,900.00	
		Resident and Loss in County	91	\$2,144,800.00	
		Claim Loss in County	20	\$422,100.00	
		<b>Totals:</b>	<b>220</b>	<b>\$5,511,800.00</b>	

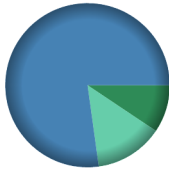




## GCCF Program Statistics - Overall Summary

(as of October 26, 2010, 5:05 PM ET)

County (Louisiana)	Total Claims	Claimant Type	Claims Paid	Amount Paid	Payments in County
Caldwell	6	<u>Claimant Type</u>	<u>Claims Paid</u>	<u>Amount Paid</u>	Payments in County 
		Resident of County	2	\$7,300.00	
		<b>Totals:</b>	<b>2</b>	<b>\$7,300.00</b>	
Cameron	327	<u>Claimant Type</u>	<u>Claims Paid</u>	<u>Amount Paid</u>	Payments in County 
		Resident of County	18	\$472,500.00	
		Resident and Loss in County	127	\$3,522,700.00	
		Claim Loss in County	79	\$2,170,300.00	
<b>Totals:</b>	<b>224</b>	<b>\$6,165,500.00</b>			
Claiborne	3	<u>Claimant Type</u>	<u>Claims Paid</u>	<u>Amount Paid</u>	Payments in County 
		Claim Loss in County	1	\$80,400.00	
		<b>Totals:</b>	<b>1</b>	<b>\$80,400.00</b>	
Concordia	31	<u>Claimant Type</u>	<u>Claims Paid</u>	<u>Amount Paid</u>	Payments in County 
		Resident of County	3	\$155,700.00	
		Resident and Loss in County	2	\$70,000.00	
		<b>Totals:</b>	<b>5</b>	<b>\$225,700.00</b>	
E. Baton Rouge	2,043	<u>Claimant Type</u>	<u>Claims Paid</u>	<u>Amount Paid</u>	Payments in County 
		Resident of County	144	\$2,420,200.00	
		Resident and Loss in County	46	\$1,352,600.00	
		Claim Loss in County	12	\$219,600.00	
<b>Totals:</b>	<b>202</b>	<b>\$3,992,400.00</b>			

## GCCF Program Statistics - Overall Summary

(as of October 26, 2010, 5:05 PM ET)

Claimant	Count	Claimant Type	Claims Paid	Amount Paid	Payments in County
<b>E. Feliciana (Louisiana)</b>	<b>28</b>	<u>Claimant Type</u>	<u>Claims Paid</u>	<u>Amount Paid</u>	<b>Payments in County</b>  <ul style="list-style-type: none"> <li><span style="color: green;">■</span> Resident</li> <li><span style="color: lightgreen;">■</span> Loss</li> <li><span style="color: blue;">■</span> Both</li> </ul>
		Resident of County	1	\$14,000.00	
		Resident and Loss in County	3	\$115,000.00	
		Claim Loss in County	1	\$20,000.00	
<b>Totals:</b>	<b>5</b>	<b>\$149,000.00</b>			
<b>Evangeline (Louisiana)</b>	<b>41</b>	<u>Claimant Type</u>	<u>Claims Paid</u>	<u>Amount Paid</u>	<b>Payments in County</b>  <ul style="list-style-type: none"> <li><span style="color: green;">■</span> Resident</li> <li><span style="color: lightgreen;">■</span> Both</li> </ul>
		Resident of County	5	\$103,900.00	
		Resident and Loss in County	4	\$70,300.00	
		<b>Totals:</b>	<b>9</b>	<b>\$174,200.00</b>	
<b>Franklin (Louisiana)</b>	<b>8</b>	<u>Claimant Type</u>	<u>Claims Paid</u>	<u>Amount Paid</u>	<b>Payments in County</b>  <ul style="list-style-type: none"> <li><span style="color: green;">■</span> Resident</li> </ul>
		Resident of County	3	\$35,200.00	
		<b>Totals:</b>	<b>3</b>	<b>\$35,200.00</b>	
<b>Grant (Louisiana)</b>	<b>14</b>	<u>Claimant Type</u>	<u>Claims Paid</u>	<u>Amount Paid</u>	<b>Payments in County</b>  <ul style="list-style-type: none"> <li><span style="color: green;">■</span> Resident</li> <li><span style="color: lightgreen;">■</span> Loss</li> </ul>
		Resident of County	1	\$15,500.00	
		Claim Loss in County	1	\$10,000.00	
		<b>Totals:</b>	<b>2</b>	<b>\$25,500.00</b>	
<b>Iberia (Louisiana)</b>	<b>934</b>	<u>Claimant Type</u>	<u>Claims Paid</u>	<u>Amount Paid</u>	<b>Payments in County</b>  <ul style="list-style-type: none"> <li><span style="color: green;">■</span> Resident</li> <li><span style="color: lightgreen;">■</span> Loss</li> <li><span style="color: blue;">■</span> Both</li> </ul>
		Resident of County	105	\$3,244,200.00	
		Resident and Loss in County	218	\$5,376,800.00	
		Claim Loss in County	100	\$2,473,600.00	
		<b>Totals:</b>	<b>423</b>	<b>\$11,094,600.00</b>	

## GCCF Program Statistics - Overall Summary

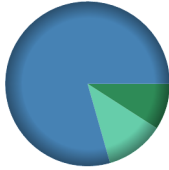

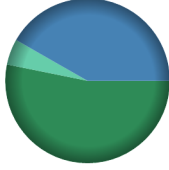


(as of October 26, 2010, 5:05 PM ET)

County (Louisiana)	Total Claims	Claimant Type	Claims Paid	Amount Paid	Payments in County
<b>Iberville (Louisiana)</b>	<b>194</b>	<u>Claimant Type</u>	<u>Claims Paid</u>	<u>Amount Paid</u>	
		Resident of County	9	\$270,200.00	
		Resident and Loss in County	38	\$728,600.00	
		Claim Loss in County	5	\$130,300.00	
		<b>Totals:</b>	<b>52</b>	<b>\$1,129,100.00</b>	
<b>Jackson (Louisiana)</b>	<b>3</b>	<u>Claimant Type</u>	<u>Claims Paid</u>	<u>Amount Paid</u>	
		Resident of County	1	\$18,600.00	
		Resident and Loss in County	1	\$4,500.00	
		<b>Totals:</b>	<b>2</b>	<b>\$23,100.00</b>	
		<b>Jefferson (Louisiana)</b>	<b>40,620</b>	<u>Claimant Type</u>	
Resident of County	2,640			\$35,810,600.00	
Resident and Loss in County	4,339			\$77,905,400.00	
Claim Loss in County	1,781			\$23,683,100.00	
<b>Totals:</b>	<b>8,760</b>			<b>\$137,399,100.00</b>	
<b>Jefferson Davis (Louisiana)</b>	<b>41</b>	<u>Claimant Type</u>	<u>Claims Paid</u>	<u>Amount Paid</u>	
		Resident of County	5	\$53,700.00	
		Resident and Loss in County	8	\$231,500.00	
		Claim Loss in County	2	\$65,000.00	
		<b>Totals:</b>	<b>15</b>	<b>\$350,200.00</b>	
<b>Lafayette (Louisiana)</b>	<b>1,200</b>	<u>Claimant Type</u>	<u>Claims Paid</u>	<u>Amount Paid</u>	
		Resident of County	188	\$4,737,300.00	
		Resident and Loss in County	127	\$3,692,300.00	
		Claim Loss in County	77	\$1,850,800.00	
		<b>Totals:</b>	<b>392</b>	<b>\$10,280,400.00</b>	



## GCCF Program Statistics - Overall Summary

(as of October 26, 2010, 5:05 PM ET)

Parish (Louisiana)	Total Claims	Claimant Type	Claims Paid	Amount Paid	Payments in County
<b>Lafourche (Louisiana)</b>	<b>2,641</b>	<u>Claimant Type</u>	<u>Claims Paid</u>	<u>Amount Paid</u>	 <ul style="list-style-type: none"> <li><span style="color: green;">■</span> Resident</li> <li><span style="color: lightgreen;">■</span> Loss</li> <li><span style="color: blue;">■</span> Both</li> </ul>
		Resident of County	181	\$3,765,800.00	
		Resident and Loss in County	981	\$32,923,500.00	
		Claim Loss in County	250	\$4,772,300.00	
<b>Totals:</b>	<b>1,412</b>	<b>\$41,461,600.00</b>			
<b>Lincoln (Louisiana)</b>	<b>24</b>	<u>Claimant Type</u>	<u>Claims Paid</u>	<u>Amount Paid</u>	 <ul style="list-style-type: none"> <li><span style="color: green;">■</span> Resident</li> </ul>
		Resident of County	4	\$133,100.00	
		<b>Totals:</b>	<b>4</b>	<b>\$133,100.00</b>	
<b>Livingston (Louisiana)</b>	<b>275</b>	<u>Claimant Type</u>	<u>Claims Paid</u>	<u>Amount Paid</u>	 <ul style="list-style-type: none"> <li><span style="color: green;">■</span> Resident</li> <li><span style="color: lightgreen;">■</span> Loss</li> <li><span style="color: blue;">■</span> Both</li> </ul>
		Resident of County	42	\$996,100.00	
		Resident and Loss in County	20	\$781,800.00	
		Claim Loss in County	5	\$95,000.00	
<b>Totals:</b>	<b>67</b>	<b>\$1,872,900.00</b>			
<b>Madison (Louisiana)</b>	<b>5</b>	<u>Claimant Type</u>	<u>Claims Paid</u>	<u>Amount Paid</u>	 <ul style="list-style-type: none"> <li><span style="color: green;">■</span> Resident</li> </ul>
		Resident of County	1	\$16,200.00	
		<b>Totals:</b>	<b>1</b>	<b>\$16,200.00</b>	
<b>Natchitoches (Louisiana)</b>	<b>19</b>	<u>Claimant Type</u>	<u>Claims Paid</u>	<u>Amount Paid</u>	 <ul style="list-style-type: none"> <li><span style="color: green;">■</span> Resident</li> <li><span style="color: lightgreen;">■</span> Both</li> </ul>
		Resident of County	3	\$61,000.00	
		Resident and Loss in County	2	\$48,400.00	
		<b>Totals:</b>	<b>5</b>	<b>\$109,400.00</b>	


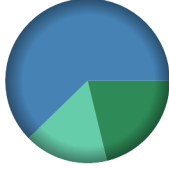

## GCCF Program Statistics - Overall Summary

(as of October 26, 2010, 5:05 PM ET)

County (Louisiana)	Total Claims	Claimant Type	Claims Paid	Amount Paid	Payments in County
<b>Orleans (Louisiana)</b>	<b>50,126</b>	<u>Claimant Type</u>	<u>Claims Paid</u>	<u>Amount Paid</u>	
		Resident of County	1,468	\$17,484,900.00	
		Resident and Loss in County	7,774	\$94,250,800.00	
		Claim Loss in County	3,122	\$40,170,200.00	
<b>Totals:</b>		<b>12,364</b>	<b>\$151,905,900.00</b>		
<b>Ouachita (Louisiana)</b>	<b>90</b>	<u>Claimant Type</u>	<u>Claims Paid</u>	<u>Amount Paid</u>	
		Resident of County	20	\$278,000.00	
		Resident and Loss in County	4	\$104,600.00	
		<b>Totals:</b>		<b>24</b>	
<b>Plaquemines (Louisiana)</b>	<b>4,265</b>	<u>Claimant Type</u>	<u>Claims Paid</u>	<u>Amount Paid</u>	
		Resident of County	143	\$4,190,500.00	
		Resident and Loss in County	1,065	\$59,649,400.00	
		Claim Loss in County	584	\$17,476,700.00	
<b>Totals:</b>		<b>1,792</b>	<b>\$81,316,600.00</b>		
<b>Pointe Coupee (Louisiana)</b>	<b>31</b>	<u>Claimant Type</u>	<u>Claims Paid</u>	<u>Amount Paid</u>	
		Resident of County	4	\$120,800.00	
		Resident and Loss in County	2	\$30,000.00	
		<b>Totals:</b>		<b>6</b>	
<b>Rapides (Louisiana)</b>	<b>165</b>	<u>Claimant Type</u>	<u>Claims Paid</u>	<u>Amount Paid</u>	
		Resident of County	18	\$324,200.00	
		Resident and Loss in County	5	\$309,800.00	
		<b>Totals:</b>		<b>23</b>	

## GCCF Program Statistics - Overall Summary

(as of October 26, 2010, 5:05 PM ET)

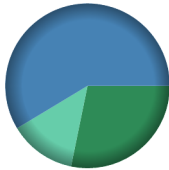
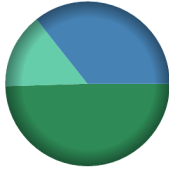
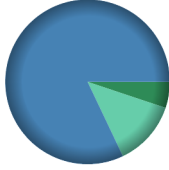
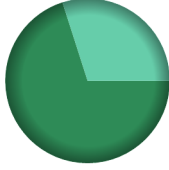

County (Louisiana)	Total Claims	Claimant Type	Claims Paid	Amount Paid	Payments in County
Richland	5	<u>Claimant Type</u>	<u>Claims Paid</u>	<u>Amount Paid</u>	Payments in County  <ul style="list-style-type: none"> <li>Resident</li> </ul>
		Resident of County	3	\$114,400.00	
		<b>Totals:</b>	<b>3</b>	<b>\$114,400.00</b>	
		Sabine	8	<u>Claimant Type</u>	
Resident of County	1			\$16,800.00	
<b>Totals:</b>	<b>1</b>			<b>\$16,800.00</b>	
St. Bernard	4,254			<u>Claimant Type</u>	<u>Claims Paid</u>
		Resident of County	347	\$4,747,600.00	
		Resident and Loss in County	710	\$21,847,000.00	
		Claim Loss in County	194	\$4,904,100.00	
		<b>Totals:</b>	<b>1,251</b>	<b>\$31,498,700.00</b>	
St. Charles	2,897	<u>Claimant Type</u>	<u>Claims Paid</u>	<u>Amount Paid</u>	Payments in County  <ul style="list-style-type: none"> <li>Resident</li> <li>Loss</li> <li>Both</li> </ul>
		Resident of County	180	\$2,242,100.00	
		Resident and Loss in County	248	\$6,580,000.00	
		Claim Loss in County	109	\$1,744,000.00	
		<b>Totals:</b>	<b>537</b>	<b>\$10,566,100.00</b>	
St. Helena	29	<u>Claimant Type</u>	<u>Claims Paid</u>	<u>Amount Paid</u>	Payments in County  <ul style="list-style-type: none"> <li>Resident</li> <li>Loss</li> </ul>
		Resident of County	3	\$50,500.00	
		Claim Loss in County	1	\$25,000.00	
		<b>Totals:</b>	<b>4</b>	<b>\$75,500.00</b>	

## GCCF Program Statistics - Overall Summary (as of October 26, 2010, 5:05 PM ET)

Parish (Louisiana)	Total Claims	Claimant Type	Claims Paid	Amount Paid	Payments in County
<b>St. James (Louisiana)</b>	<b>567</b>	<u>Claimant Type</u>	<u>Claims Paid</u>	<u>Amount Paid</u>	<ul style="list-style-type: none"> <li><span style="color: green;">■</span> Resident</li> <li><span style="color: lightgreen;">■</span> Loss</li> <li><span style="color: blue;">■</span> Both</li> </ul>
		Resident of County	10	\$228,400.00	
		Resident and Loss in County	8	\$201,500.00	
		Claim Loss in County	1	\$51,300.00	
<b>Totals:</b>	<b>19</b>	<b>\$481,200.00</b>			
<b>St. John The Baptist (Louisiana)</b>	<b>3,574</b>	<u>Claimant Type</u>	<u>Claims Paid</u>	<u>Amount Paid</u>	<ul style="list-style-type: none"> <li><span style="color: green;">■</span> Resident</li> <li><span style="color: lightgreen;">■</span> Loss</li> <li><span style="color: blue;">■</span> Both</li> </ul>
		Resident of County	135	\$1,416,600.00	
		Resident and Loss in County	91	\$1,766,600.00	
		Claim Loss in County	35	\$393,900.00	
<b>Totals:</b>	<b>261</b>	<b>\$3,577,100.00</b>			
<b>St. Landry (Louisiana)</b>	<b>168</b>	<u>Claimant Type</u>	<u>Claims Paid</u>	<u>Amount Paid</u>	<ul style="list-style-type: none"> <li><span style="color: green;">■</span> Resident</li> <li><span style="color: lightgreen;">■</span> Loss</li> <li><span style="color: blue;">■</span> Both</li> </ul>
		Resident of County	20	\$390,500.00	
		Resident and Loss in County	15	\$447,200.00	
		Claim Loss in County	4	\$104,300.00	
<b>Totals:</b>	<b>39</b>	<b>\$942,000.00</b>			
<b>St. Martin (Louisiana)</b>	<b>544</b>	<u>Claimant Type</u>	<u>Claims Paid</u>	<u>Amount Paid</u>	<ul style="list-style-type: none"> <li><span style="color: green;">■</span> Resident</li> <li><span style="color: lightgreen;">■</span> Loss</li> <li><span style="color: blue;">■</span> Both</li> </ul>
		Resident of County	51	\$1,031,200.00	
		Resident and Loss in County	190	\$4,049,150.00	
		Claim Loss in County	18	\$231,100.00	
<b>Totals:</b>	<b>259</b>	<b>\$5,311,450.00</b>			
<b>St. Mary (Louisiana)</b>	<b>1,231</b>	<u>Claimant Type</u>	<u>Claims Paid</u>	<u>Amount Paid</u>	<ul style="list-style-type: none"> <li><span style="color: green;">■</span> Resident</li> <li><span style="color: lightgreen;">■</span> Loss</li> <li><span style="color: blue;">■</span> Both</li> </ul>
		Resident of County	96	\$2,154,300.00	
		Resident and Loss in County	312	\$8,084,600.00	
		Claim Loss in County	155	\$5,259,400.00	
<b>Totals:</b>	<b>563</b>	<b>\$15,498,300.00</b>			

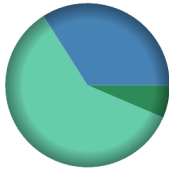




## GCCF Program Statistics - Overall Summary

(as of October 26, 2010, 5:05 PM ET)

County (Louisiana)	Total Claims	Claimant Type	Claims Paid	Amount Paid	Payments in County
<b>St. Tammany</b>	<b>5,390</b>	<u>Claimant Type</u>	<u>Claims Paid</u>	<u>Amount Paid</u>	 <ul style="list-style-type: none"> <li><span style="color: green;">■</span> Resident</li> <li><span style="color: lightgreen;">■</span> Loss</li> <li><span style="color: blue;">■</span> Both</li> </ul>
		Resident of County	546	\$9,460,500.00	
		Resident and Loss in County	834	\$19,651,700.00	
		Claim Loss in County	262	\$4,414,065.00	
		<b>Totals:</b>	<b>1,642</b>	<b>\$33,526,265.00</b>	
<b>Tangipahoa</b>	<b>1,230</b>	<u>Claimant Type</u>	<u>Claims Paid</u>	<u>Amount Paid</u>	 <ul style="list-style-type: none"> <li><span style="color: green;">■</span> Resident</li> <li><span style="color: lightgreen;">■</span> Loss</li> <li><span style="color: blue;">■</span> Both</li> </ul>
		Resident of County	111	\$2,442,400.00	
		Resident and Loss in County	86	\$1,758,200.00	
		Claim Loss in County	23	\$728,700.00	
		<b>Totals:</b>	<b>220</b>	<b>\$4,929,300.00</b>	
<b>Terrebonne</b>	<b>4,583</b>	<u>Claimant Type</u>	<u>Claims Paid</u>	<u>Amount Paid</u>	 <ul style="list-style-type: none"> <li><span style="color: green;">■</span> Resident</li> <li><span style="color: lightgreen;">■</span> Loss</li> <li><span style="color: blue;">■</span> Both</li> </ul>
		Resident of County	153	\$3,409,400.00	
		Resident and Loss in County	1,997	\$54,626,900.00	
		Claim Loss in County	345	\$8,523,800.00	
		<b>Totals:</b>	<b>2,495</b>	<b>\$66,560,100.00</b>	
<b>Union</b>	<b>9</b>	<u>Claimant Type</u>	<u>Claims Paid</u>	<u>Amount Paid</u>	 <ul style="list-style-type: none"> <li><span style="color: green;">■</span> Resident</li> <li><span style="color: lightgreen;">■</span> Both</li> </ul>
		Resident of County	2	\$95,500.00	
		Resident and Loss in County	1	\$40,800.00	
		<b>Totals:</b>	<b>3</b>	<b>\$136,300.00</b>	
<b>Unknown</b>	<b>256</b>	<u>Claimant Type</u>	<u>Claims Paid</u>	<u>Amount Paid</u>	 <ul style="list-style-type: none"> <li><span style="color: green;">■</span> Resident</li> </ul>
		Resident of County	49	\$921,800.00	
		<b>Totals:</b>	<b>49</b>	<b>\$921,800.00</b>	

## GCCF Program Statistics - Overall Summary





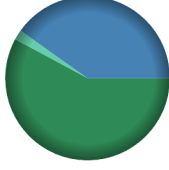
(as of October 26, 2010, 5:05 PM ET)

County (Louisiana)	Total Claims	Claimant Type	Claims Paid	Amount Paid	Payments in County
<b>Vermilion</b>	<b>1,174</b>	<u>Claimant Type</u>	<u>Claims Paid</u>	<u>Amount Paid</u>	<b>Payments in County</b>  <ul style="list-style-type: none"> <li><span style="color: green;">■</span> Resident</li> <li><span style="color: lightgreen;">■</span> Loss</li> <li><span style="color: blue;">■</span> Both</li> </ul>
		Resident of County	110	\$2,409,300.00	
		Resident and Loss in County	531	\$12,697,000.00	
		Claim Loss in County	166	\$22,254,100.00	
<b>Totals:</b>	<b>807</b>	<b>\$37,360,400.00</b>			
<b>Vernon</b>	<b>17</b>	<u>Claimant Type</u>	<u>Claims Paid</u>	<u>Amount Paid</u>	<b>Payments in County</b>  <ul style="list-style-type: none"> <li><span style="color: green;">■</span> Resident</li> <li><span style="color: lightgreen;">■</span> Loss</li> </ul>
		Resident of County	1	\$10,000.00	
		Claim Loss in County	3	\$124,000.00	
<b>Totals:</b>	<b>4</b>	<b>\$134,000.00</b>			
<b>W. Baton Rouge</b>	<b>78</b>	<u>Claimant Type</u>	<u>Claims Paid</u>	<u>Amount Paid</u>	<b>Payments in County</b>  <ul style="list-style-type: none"> <li><span style="color: green;">■</span> Loss</li> <li><span style="color: lightgreen;">■</span> Both</li> </ul>
		Resident and Loss in County	1	\$28,100.00	
		Claim Loss in County	1	\$3,700.00	
<b>Totals:</b>	<b>2</b>	<b>\$31,800.00</b>			
<b>W. Feliciana</b>	<b>17</b>	<u>Claimant Type</u>	<u>Claims Paid</u>	<u>Amount Paid</u>	<b>Payments in County</b>  <ul style="list-style-type: none"> <li><span style="color: green;">■</span> Resident</li> </ul>
		Resident of County	1	\$8,000.00	
<b>Totals:</b>	<b>1</b>	<b>\$8,000.00</b>			
<b>Washington</b>	<b>191</b>	<u>Claimant Type</u>	<u>Claims Paid</u>	<u>Amount Paid</u>	<b>Payments in County</b>  <ul style="list-style-type: none"> <li><span style="color: green;">■</span> Resident</li> <li><span style="color: lightgreen;">■</span> Loss</li> <li><span style="color: blue;">■</span> Both</li> </ul>
		Resident of County	20	\$591,900.00	
		Resident and Loss in County	12	\$554,600.00	
		Claim Loss in County	1	\$9,000.00	
<b>Totals:</b>	<b>33</b>	<b>\$1,155,500.00</b>			

## GCCF Program Statistics - Overall Summary (as of October 26, 2010, 5:05 PM ET)

County	Total Claims	Claimant Type	Claims Paid	Amount Paid	Payments in County
Webster (Louisiana)	8	Resident of County	1	\$91,000.00	 <span style="color: green;">■</span> Resident
		<b>Totals:</b>	<b>1</b>	<b>\$91,000.00</b>	
Amite (Mississippi)	17	Resident of County	1	\$22,100.00	 <span style="color: green;">■</span> Resident
		<b>Totals:</b>	<b>1</b>	<b>\$22,100.00</b>	
Calhoun (Mississippi)	4	Resident of County	1	\$55,000.00	 <span style="color: green;">■</span> Resident
		<b>Totals:</b>	<b>1</b>	<b>\$55,000.00</b>	
Chickasaw (Mississippi)	1	Resident of County	1	\$6,000.00	 <span style="color: green;">■</span> Resident
		<b>Totals:</b>	<b>1</b>	<b>\$6,000.00</b>	
Claiborne (Mississippi)	10	Resident of County	1	\$17,600.00	 <span style="color: green;">■</span> Resident
		<b>Totals:</b>	<b>1</b>	<b>\$17,600.00</b>	

## GCCF Program Statistics - Overall Summary (as of October 26, 2010, 5:05 PM ET)

County (Mississippi)	Total Claims	Claimant Type	Claims Paid	Amount Paid	Payments in County
Clarke	48	<u>Claimant Type</u>	<u>Claims Paid</u>	<u>Amount Paid</u>	 <ul style="list-style-type: none"> <li>Resident</li> </ul>
		Resident of County	4	\$112,900.00	
		<b>Totals:</b>	<b>4</b>	<b>\$112,900.00</b>	
Coahoma	4	<u>Claimant Type</u>	<u>Claims Paid</u>	<u>Amount Paid</u>	 <ul style="list-style-type: none"> <li>Resident</li> </ul>
		Resident of County	1	\$35,000.00	
		<b>Totals:</b>	<b>1</b>	<b>\$35,000.00</b>	
Covington	82	<u>Claimant Type</u>	<u>Claims Paid</u>	<u>Amount Paid</u>	 <ul style="list-style-type: none"> <li>Resident</li> </ul>
		Resident of County	2	\$39,400.00	
		<b>Totals:</b>	<b>2</b>	<b>\$39,400.00</b>	
Desoto	31	<u>Claimant Type</u>	<u>Claims Paid</u>	<u>Amount Paid</u>	 <ul style="list-style-type: none"> <li>Resident</li> </ul>
		Resident of County	15	\$171,100.00	
		<b>Totals:</b>	<b>15</b>	<b>\$171,100.00</b>	
Forrest	727	<u>Claimant Type</u>	<u>Claims Paid</u>	<u>Amount Paid</u>	 <ul style="list-style-type: none"> <li>Resident</li> <li>Loss</li> <li>Both</li> </ul>
		Resident of County	45	\$625,100.00	
		Resident and Loss in County	15	\$433,500.00	
		Claim Loss in County	4	\$21,200.00	
		<b>Totals:</b>	<b>64</b>	<b>\$1,079,800.00</b>	



## GCCF Program Statistics - Overall Summary

(as of October 26, 2010, 5:05 PM ET)


County (Mississippi)	Total Claims	Claimant Type	Claims Paid	Amount Paid	Payments in County
Franklin	11	<u>Claimant Type</u>	<u>Claims Paid</u>	<u>Amount Paid</u>	
		Resident of County	1	\$7,500.00	
		Claim Loss in County	1	\$14,600.00	
		<b>Totals:</b>	<b>2</b>	<b>\$22,100.00</b>	
George	343	<u>Claimant Type</u>	<u>Claims Paid</u>	<u>Amount Paid</u>	
		Resident of County	46	\$754,400.00	
		Resident and Loss in County	19	\$671,500.00	
		Claim Loss in County	4	\$104,400.00	
<b>Totals:</b>	<b>69</b>	<b>\$1,530,300.00</b>			
Greene	88	<u>Claimant Type</u>	<u>Claims Paid</u>	<u>Amount Paid</u>	
		Resident of County	5	\$52,800.00	
		Resident and Loss in County	4	\$30,900.00	
		<b>Totals:</b>	<b>9</b>	<b>\$83,700.00</b>	
Hancock	2,589	<u>Claimant Type</u>	<u>Claims Paid</u>	<u>Amount Paid</u>	
		Resident of County	154	\$2,457,000.00	
		Resident and Loss in County	607	\$14,092,100.00	
		Claim Loss in County	114	\$2,163,500.00	
<b>Totals:</b>	<b>875</b>	<b>\$18,712,600.00</b>			
Harrison	20,252	<u>Claimant Type</u>	<u>Claims Paid</u>	<u>Amount Paid</u>	
		Resident of County	414	\$6,500,236.50	
		Resident and Loss in County	4,065	\$67,847,600.00	
		Claim Loss in County	766	\$10,857,000.00	
<b>Totals:</b>	<b>5,245</b>	<b>\$85,204,836.50</b>			

## GCCF Program Statistics - Overall Summary (as of October 26, 2010, 5:05 PM ET)

County (Mississippi)	Total Claims	Claimant Type	Claims Paid	Amount Paid	Payments in County
<b>Hinds (Mississippi)</b>	<b>147</b>	<u>Claimant Type</u>	<u>Claims Paid</u>	<u>Amount Paid</u>	
		Resident of County	15	\$154,500.00	
		Resident and Loss in County	2	\$6,100.00	
		Claim Loss in County	4	\$74,000.00	
<b>Totals:</b>	<b>21</b>	<b>\$234,600.00</b>			
<b>Humphreys (Mississippi)</b>	<b>3</b>	<u>Claimant Type</u>	<u>Claims Paid</u>	<u>Amount Paid</u>	
		Resident of County	1	\$9,300.00	
		Claim Loss in County	1	\$28,000.00	
<b>Totals:</b>	<b>2</b>	<b>\$37,300.00</b>			
<b>Itawamba (Mississippi)</b>	<b>1</b>	<u>Claimant Type</u>	<u>Claims Paid</u>	<u>Amount Paid</u>	
		Resident of County	1	\$6,000.00	
<b>Totals:</b>	<b>1</b>	<b>\$6,000.00</b>			
<b>Jackson (Mississippi)</b>	<b>8,711</b>	<u>Claimant Type</u>	<u>Claims Paid</u>	<u>Amount Paid</u>	
		Resident of County	546	\$7,206,900.00	
		Resident and Loss in County	1,120	\$27,133,900.00	
		Claim Loss in County	413	\$6,378,300.00	
<b>Totals:</b>	<b>2,079</b>	<b>\$40,719,100.00</b>			
<b>Jasper (Mississippi)</b>	<b>52</b>	<u>Claimant Type</u>	<u>Claims Paid</u>	<u>Amount Paid</u>	
		Resident and Loss in County	1	\$25,500.00	
<b>Totals:</b>	<b>1</b>	<b>\$25,500.00</b>			

## GCCF Program Statistics - Overall Summary

(as of October 26, 2010, 5:05 PM ET)

County	Count	Claimant Type	Claims Paid	Amount Paid	Payments in County
Jefferson Davis (Mississippi)	113	<u>Claimant Type</u>	<u>Claims Paid</u>	<u>Amount Paid</u>	Payments in County  <ul style="list-style-type: none"> <li>Resident</li> </ul>
		Resident of County	1	\$7,200.00	
		<b>Totals:</b>	<b>1</b>	<b>\$7,200.00</b>	
Jones (Mississippi)	132	<u>Claimant Type</u>	<u>Claims Paid</u>	<u>Amount Paid</u>	Payments in County  <ul style="list-style-type: none"> <li>Resident</li> <li>Both</li> </ul>
		Resident of County	10	\$184,900.00	
		Resident and Loss in County	1	\$50,000.00	
<b>Totals:</b>	<b>11</b>	<b>\$234,900.00</b>			
Kemper (Mississippi)	6	<u>Claimant Type</u>	<u>Claims Paid</u>	<u>Amount Paid</u>	Payments in County  <ul style="list-style-type: none"> <li>Loss</li> </ul>
		Claim Loss in County	2	\$108,800.00	
		<b>Totals:</b>	<b>2</b>	<b>\$108,800.00</b>	
Lafayette (Mississippi)	12	<u>Claimant Type</u>	<u>Claims Paid</u>	<u>Amount Paid</u>	Payments in County  <ul style="list-style-type: none"> <li>Resident</li> </ul>
		Resident of County	6	\$76,000.00	
		<b>Totals:</b>	<b>6</b>	<b>\$76,000.00</b>	
Lamar (Mississippi)	133	<u>Claimant Type</u>	<u>Claims Paid</u>	<u>Amount Paid</u>	Payments in County  <ul style="list-style-type: none"> <li>Resident</li> <li>Loss</li> <li>Both</li> </ul>
		Resident of County	10	\$141,900.00	
		Resident and Loss in County	2	\$21,500.00	
		Claim Loss in County	2	\$34,000.00	
<b>Totals:</b>	<b>14</b>	<b>\$197,400.00</b>			

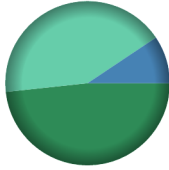


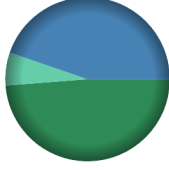

## GCCF Program Statistics - Overall Summary

(as of October 26, 2010, 5:05 PM ET)

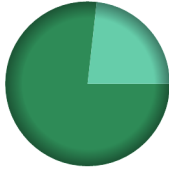



County (Mississippi)	Total Claims	Claimant Type	Claims Paid	Amount Paid	Payments in County
<b>Lauderdale (Mississippi)</b>	<b>63</b>	<u>Claimant Type</u>	<u>Claims Paid</u>	<u>Amount Paid</u>	<b>Payments in County</b>  <ul style="list-style-type: none"> <li>Resident</li> </ul>
		Resident of County	15	\$150,100.00	
		<b>Totals:</b>	<b>15</b>	<b>\$150,100.00</b>	
<b>Lawrence (Mississippi)</b>	<b>79</b>	<u>Claimant Type</u>	<u>Claims Paid</u>	<u>Amount Paid</u>	<b>Payments in County</b>  <ul style="list-style-type: none"> <li>Resident</li> <li>Loss</li> <li>Both</li> </ul>
		Resident of County	1	\$1,700.00	
		Resident and Loss in County	5	\$67,500.00	
		Claim Loss in County	2	\$18,500.00	
<b>Totals:</b>	<b>8</b>	<b>\$87,700.00</b>			
<b>Leake (Mississippi)</b>	<b>13</b>	<u>Claimant Type</u>	<u>Claims Paid</u>	<u>Amount Paid</u>	<b>Payments in County</b>  <ul style="list-style-type: none"> <li>Resident</li> </ul>
		Resident of County	2	\$63,000.00	
		<b>Totals:</b>	<b>2</b>	<b>\$63,000.00</b>	
<b>Lee (Mississippi)</b>	<b>16</b>	<u>Claimant Type</u>	<u>Claims Paid</u>	<u>Amount Paid</u>	<b>Payments in County</b>  <ul style="list-style-type: none"> <li>Resident</li> </ul>
		Resident of County	8	\$88,000.00	
		<b>Totals:</b>	<b>8</b>	<b>\$88,000.00</b>	
<b>Leflore (Mississippi)</b>	<b>3</b>	<u>Claimant Type</u>	<u>Claims Paid</u>	<u>Amount Paid</u>	<b>Payments in County</b>  <ul style="list-style-type: none"> <li>Resident</li> </ul>
		Resident of County	1	\$7,800.00	
		<b>Totals:</b>	<b>1</b>	<b>\$7,800.00</b>	

## GCCF Program Statistics - Overall Summary

(as of October 26, 2010, 5:05 PM ET)

County (Mississippi)	Total Claims	Claimant Type	Claims Paid	Amount Paid	Payments in County
<b>Lincoln (Mississippi)</b>	<b>29</b>	<u>Claimant Type</u>	<u>Claims Paid</u>	<u>Amount Paid</u>	 <ul style="list-style-type: none"> <li><span style="color: green;">■</span> Resident</li> <li><span style="color: lightgreen;">■</span> Loss</li> <li><span style="color: blue;">■</span> Both</li> </ul>
		Resident of County	5	\$114,200.00	
		Resident and Loss in County	1	\$22,200.00	
		Claim Loss in County	1	\$100,000.00	
<b>Totals:</b>	<b>7</b>	<b>\$236,400.00</b>			
<b>Lowndes (Mississippi)</b>	<b>29</b>	<u>Claimant Type</u>	<u>Claims Paid</u>	<u>Amount Paid</u>	 <ul style="list-style-type: none"> <li><span style="color: green;">■</span> Resident</li> <li><span style="color: lightgreen;">■</span> Both</li> </ul>
		Resident of County	11	\$105,500.00	
		Resident and Loss in County	1	\$2,400.00	
		<b>Totals:</b>	<b>12</b>	<b>\$107,900.00</b>	
<b>Madison (Mississippi)</b>	<b>97</b>	<u>Claimant Type</u>	<u>Claims Paid</u>	<u>Amount Paid</u>	 <ul style="list-style-type: none"> <li><span style="color: green;">■</span> Resident</li> <li><span style="color: lightgreen;">■</span> Both</li> </ul>
		Resident of County	30	\$315,600.00	
		Resident and Loss in County	3	\$52,400.00	
		<b>Totals:</b>	<b>33</b>	<b>\$368,000.00</b>	
<b>Marion (Mississippi)</b>	<b>197</b>	<u>Claimant Type</u>	<u>Claims Paid</u>	<u>Amount Paid</u>	 <ul style="list-style-type: none"> <li><span style="color: green;">■</span> Resident</li> <li><span style="color: lightgreen;">■</span> Loss</li> <li><span style="color: blue;">■</span> Both</li> </ul>
		Resident of County	6	\$134,600.00	
		Resident and Loss in County	6	\$123,400.00	
		Claim Loss in County	1	\$18,000.00	
<b>Totals:</b>	<b>13</b>	<b>\$276,000.00</b>			
<b>Monroe (Mississippi)</b>	<b>12</b>	<u>Claimant Type</u>	<u>Claims Paid</u>	<u>Amount Paid</u>	 <ul style="list-style-type: none"> <li><span style="color: green;">■</span> Resident</li> </ul>
		Resident of County	9	\$96,200.00	
		<b>Totals:</b>	<b>9</b>	<b>\$96,200.00</b>	

## GCCF Program Statistics - Overall Summary (as of October 26, 2010, 5:05 PM ET)

County (Mississippi)	Count	Claimant Type	Claims Paid	Amount Paid	Payments in County
Montgomery	1	<u>Claimant Type</u>	<u>Claims Paid</u>	<u>Amount Paid</u>	Payments in County  Resident
		Resident of County	1	\$20,000.00	
		<b>Totals:</b>	<b>1</b>	<b>\$20,000.00</b>	
Neshoba	35	<u>Claimant Type</u>	<u>Claims Paid</u>	<u>Amount Paid</u>	Payments in County  Resident Loss
		Resident of County	1	\$138,900.00	
		Claim Loss in County	1	\$42,000.00	
<b>Totals:</b>	<b>2</b>	<b>\$180,900.00</b>			
Newton	8	<u>Claimant Type</u>	<u>Claims Paid</u>	<u>Amount Paid</u>	Payments in County  Resident
		Resident of County	2	\$80,000.00	
		<b>Totals:</b>	<b>2</b>	<b>\$80,000.00</b>	
Noxubee	10	<u>Claimant Type</u>	<u>Claims Paid</u>	<u>Amount Paid</u>	Payments in County  Resident
		Resident of County	1	\$8,800.00	
		<b>Totals:</b>	<b>1</b>	<b>\$8,800.00</b>	
Oktibbeha	18	<u>Claimant Type</u>	<u>Claims Paid</u>	<u>Amount Paid</u>	Payments in County  Resident
		Resident of County	8	\$98,800.00	
		<b>Totals:</b>	<b>8</b>	<b>\$98,800.00</b>	

## GCCF Program Statistics - Overall Summary

(as of October 26, 2010, 5:05 PM ET)

County (Mississippi)	Total Claims	Claimant Type	Claims Paid	Amount Paid	Payments in County
Panola	4	<u>Claimant Type</u>	<u>Claims Paid</u>	<u>Amount Paid</u>	<p>Payments in County</p> <ul style="list-style-type: none"> <li>Resident</li> </ul>
		Resident of County	2	\$14,700.00	
		<b>Totals:</b>	<b>2</b>	<b>\$14,700.00</b>	
		Pearl River	694	<u>Claimant Type</u>	
Resident of County	100			\$1,361,200.00	
Resident and Loss in County	18			\$569,300.00	
Claim Loss in County	1			\$44,000.00	
<b>Totals:</b>	<b>119</b>	<b>\$1,974,500.00</b>			
Perry	46	<u>Claimant Type</u>	<u>Claims Paid</u>	<u>Amount Paid</u>	<p>Payments in County</p> <ul style="list-style-type: none"> <li>Resident</li> <li>Both</li> </ul>
		Resident of County	2	\$71,600.00	
		Resident and Loss in County	3	\$44,200.00	
		<b>Totals:</b>	<b>5</b>	<b>\$115,800.00</b>	
Pike	136	<u>Claimant Type</u>	<u>Claims Paid</u>	<u>Amount Paid</u>	<p>Payments in County</p> <ul style="list-style-type: none"> <li>Resident</li> <li>Loss</li> <li>Both</li> </ul>
		Resident of County	16	\$184,300.00	
		Resident and Loss in County	1	\$100,000.00	
		Claim Loss in County	1	\$12,000.00	
<b>Totals:</b>	<b>18</b>	<b>\$296,300.00</b>			
Rankin	90	<u>Claimant Type</u>	<u>Claims Paid</u>	<u>Amount Paid</u>	<p>Payments in County</p> <ul style="list-style-type: none"> <li>Resident</li> <li>Loss</li> </ul>
		Resident of County	24	\$430,900.00	
		Claim Loss in County	1	\$2,000.00	
		<b>Totals:</b>	<b>25</b>	<b>\$432,900.00</b>	

## GCCF Program Statistics - Overall Summary






(as of October 26, 2010, 5:05 PM ET)

Claimant Name	Count	Claimant Type	Claims Paid	Amount Paid	Payments in County
Scott (Mississippi)	23				 <ul style="list-style-type: none"> <li>Resident</li> </ul>
		Resident of County	7	\$68,700.00	
		<b>Totals:</b>	<b>7</b>	<b>\$68,700.00</b>	
Sharkey (Mississippi)	1				 <ul style="list-style-type: none"> <li>Resident</li> </ul>
		Resident of County	1	\$4,800.00	
		<b>Totals:</b>	<b>1</b>	<b>\$4,800.00</b>	
Simpson (Mississippi)	38				 <ul style="list-style-type: none"> <li>Resident</li> <li>Both</li> </ul>
		Resident of County	4	\$42,700.00	
		Resident and Loss in County	1	\$30,800.00	
		<b>Totals:</b>	<b>5</b>	<b>\$73,500.00</b>	
Stone (Mississippi)	533				 <ul style="list-style-type: none"> <li>Resident</li> <li>Loss</li> <li>Both</li> </ul>
		Resident of County	73	\$1,271,800.00	
		Resident and Loss in County	17	\$705,000.00	
		Claim Loss in County	6	\$89,000.00	
		<b>Totals:</b>	<b>96</b>	<b>\$2,065,800.00</b>	
Sunflower (Mississippi)	8				 <ul style="list-style-type: none"> <li>Resident</li> </ul>
		Resident of County	3	\$26,800.00	
		<b>Totals:</b>	<b>3</b>	<b>\$26,800.00</b>	



## GCCF Program Statistics - Overall Summary

(as of October 26, 2010, 5:05 PM ET)



County (Mississippi)	Total Claims	Claimant Type	Claims Paid	Amount Paid	Payments in County
Tishomingo	1	Resident of County	1	\$2,100.00	 Resident
		<b>Totals:</b>	<b>1</b>	<b>\$2,100.00</b>	
Unknown	94	Resident of County	13	\$233,600.00	 Resident
		<b>Totals:</b>	<b>13</b>	<b>\$233,600.00</b>	
Walthall	54	Resident of County	1	\$19,400.00	 Resident
		<b>Totals:</b>	<b>1</b>	<b>\$19,400.00</b>	
Warren	21	Resident of County	6	\$45,900.00	 Resident
		<b>Totals:</b>	<b>6</b>	<b>\$45,900.00</b>	
Washington	14	Resident of County	3	\$9,600.00	 Resident Both
		Resident and Loss in County	1	\$2,200.00	
		<b>Totals:</b>	<b>4</b>	<b>\$11,800.00</b>	

## GCCF Program Statistics - Overall Summary

(as of October 26, 2010, 5:05 PM ET)

County (Mississippi)	Total Claims	Claimant Type	Claims Paid	Amount Paid	Payments in County
<b>Wayne</b>	<b>102</b>	<u>Claimant Type</u>	<u>Claims Paid</u>	<u>Amount Paid</u>	
		Resident of County	3	\$89,100.00	
		Resident and Loss in County	3	\$86,600.00	
		Claim Loss in County	1	\$5,900.00	
<b>Totals:</b>	<b>7</b>	<b>\$181,600.00</b>			
<b>Webster</b>	<b>2</b>	<u>Claimant Type</u>	<u>Claims Paid</u>	<u>Amount Paid</u>	
		Resident of County	1	\$3,000.00	
		<b>Totals:</b>	<b>1</b>	<b>\$3,000.00</b>	
<b>Wilkinson</b>	<b>12</b>	<u>Claimant Type</u>	<u>Claims Paid</u>	<u>Amount Paid</u>	
		Resident of County	1	\$8,400.00	
		<b>Totals:</b>	<b>1</b>	<b>\$8,400.00</b>	
<b>Winston</b>	<b>23</b>	<u>Claimant Type</u>	<u>Claims Paid</u>	<u>Amount Paid</u>	
		Resident of County	1	\$7,400.00	
		<b>Totals:</b>	<b>1</b>	<b>\$7,400.00</b>	
<b>Yazoo</b>	<b>4</b>	<u>Claimant Type</u>	<u>Claims Paid</u>	<u>Amount Paid</u>	
		Resident of County	1	\$3,300.00	
		<b>Totals:</b>	<b>1</b>	<b>\$3,300.00</b>	

## GCCF Program Statistics - Overall Summary (as of October 26, 2010, 5:05 PM ET)

County (Texas)	Count	Claimant Type	Claims Paid	Amount Paid	Payments in County
Anderson (Texas)	1	Resident of County	1	\$3,300.00	 Legend: Resident
		<b>Totals:</b>	<b>1</b>	<b>\$3,300.00</b>	
		Angelina (Texas)	8	Resident of County	
<b>Totals:</b>	<b>1</b>			<b>\$6,500.00</b>	
Aransas (Texas)	45			Resident and Loss in County	6
		Claim Loss in County	2	\$18,100.00	
		<b>Totals:</b>	<b>8</b>	<b>\$163,900.00</b>	
Bay (Texas)	1	Claim Loss in County	1	\$30,100.00	 Legend: Loss
		<b>Totals:</b>	<b>1</b>	<b>\$30,100.00</b>	
		Bexar (Texas)	72	Resident of County	
Resident and Loss in County	2			\$182,000.00	
<b>Totals:</b>	<b>15</b>			<b>\$396,000.00</b>	


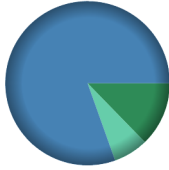

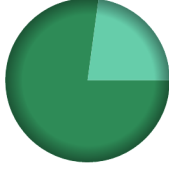

## GCCF Program Statistics - Overall Summary

(as of October 26, 2010, 5:05 PM ET)

County (Texas)	Total Claims	Claimant Type	Claims Paid	Amount Paid	Payments in County
<b>Bowie (Texas)</b>	<b>4</b>	<u>Claimant Type</u>	<u>Claims Paid</u>	<u>Amount Paid</u>	<b>Payments in County</b>  <ul style="list-style-type: none"> <li>Resident</li> </ul>
		Resident of County	1	\$2,600.00	
		<b>Totals:</b>	<b>1</b>	<b>\$2,600.00</b>	
<b>Brazoria (Texas)</b>	<b>134</b>	<u>Claimant Type</u>	<u>Claims Paid</u>	<u>Amount Paid</u>	<b>Payments in County</b>  <ul style="list-style-type: none"> <li>Resident</li> <li>Loss</li> <li>Both</li> </ul>
		Resident of County	12	\$300,300.00	
		Resident and Loss in County	21	\$922,200.00	
		Claim Loss in County	28	\$471,400.00	
<b>Totals:</b>	<b>61</b>	<b>\$1,693,900.00</b>			
<b>Brazos (Texas)</b>	<b>6</b>	<u>Claimant Type</u>	<u>Claims Paid</u>	<u>Amount Paid</u>	<b>Payments in County</b>  <ul style="list-style-type: none"> <li>Resident</li> </ul>
		Resident of County	1	\$18,000.00	
		<b>Totals:</b>	<b>1</b>	<b>\$18,000.00</b>	
<b>Brown (Texas)</b>	<b>1</b>	<u>Claimant Type</u>	<u>Claims Paid</u>	<u>Amount Paid</u>	<b>Payments in County</b>  <ul style="list-style-type: none"> <li>Resident</li> </ul>
		Resident of County	1	\$8,600.00	
		<b>Totals:</b>	<b>1</b>	<b>\$8,600.00</b>	
<b>Calhoun (Texas)</b>	<b>94</b>	<u>Claimant Type</u>	<u>Claims Paid</u>	<u>Amount Paid</u>	<b>Payments in County</b>  <ul style="list-style-type: none"> <li>Resident</li> <li>Loss</li> <li>Both</li> </ul>
		Resident of County	6	\$354,600.00	
		Resident and Loss in County	4	\$370,800.00	
		Claim Loss in County	22	\$259,900.00	
<b>Totals:</b>	<b>32</b>	<b>\$985,300.00</b>			

## GCCF Program Statistics - Overall Summary

(as of October 26, 2010, 5:05 PM ET)


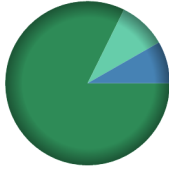
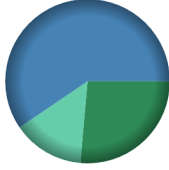
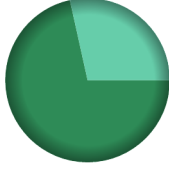

County (Texas)	Total Claims	Claimant Type	Claims Paid	Amount Paid	Payments in County
Cameron (Texas)	170	<u>Claimant Type</u>	<u>Claims Paid</u>	<u>Amount Paid</u>	Payments in County  <ul style="list-style-type: none"> <li><span style="color: green;">■</span> Resident</li> <li><span style="color: lightgreen;">■</span> Both</li> </ul>
		Resident of County	9	\$236,800.00	
		Resident and Loss in County	28	\$636,500.00	
		<b>Totals:</b>	<b>37</b>	<b>\$873,300.00</b>	
Chambers (Texas)	45	<u>Claimant Type</u>	<u>Claims Paid</u>	<u>Amount Paid</u>	Payments in County  <ul style="list-style-type: none"> <li><span style="color: green;">■</span> Resident</li> <li><span style="color: lightgreen;">■</span> Loss</li> <li><span style="color: blue;">■</span> Both</li> </ul>
		Resident of County	4	\$111,000.00	
		Resident and Loss in County	17	\$701,400.00	
		Claim Loss in County	5	\$59,500.00	
<b>Totals:</b>	<b>26</b>	<b>\$871,900.00</b>			
Cherokee (Texas)	2	<u>Claimant Type</u>	<u>Claims Paid</u>	<u>Amount Paid</u>	Payments in County  <ul style="list-style-type: none"> <li><span style="color: green;">■</span> Resident</li> </ul>
		Resident of County	1	\$1,700.00	
		<b>Totals:</b>	<b>1</b>	<b>\$1,700.00</b>	
Collin (Texas)	74	<u>Claimant Type</u>	<u>Claims Paid</u>	<u>Amount Paid</u>	Payments in County  <ul style="list-style-type: none"> <li><span style="color: green;">■</span> Resident</li> <li><span style="color: lightgreen;">■</span> Loss</li> </ul>
		Resident of County	29	\$344,600.00	
		Claim Loss in County	3	\$102,100.00	
		<b>Totals:</b>	<b>32</b>	<b>\$446,700.00</b>	
Comal (Texas)	15	<u>Claimant Type</u>	<u>Claims Paid</u>	<u>Amount Paid</u>	Payments in County  <ul style="list-style-type: none"> <li><span style="color: green;">■</span> Resident</li> </ul>
		Resident of County	8	\$181,600.00	
		<b>Totals:</b>	<b>8</b>	<b>\$181,600.00</b>	

## GCCF Program Statistics - Overall Summary (as of October 26, 2010, 5:05 PM ET)

County (Texas)	Total Claims	Claimant Type	Claims Paid	Amount Paid	Payments in County
Dallas (Texas)	251	<u>Claimant Type</u>	<u>Claims Paid</u>	<u>Amount Paid</u>	
		Resident of County	31	\$426,400.00	
		Resident and Loss in County	1	\$24,000.00	
		Claim Loss in County	7	\$104,800.00	
<b>Totals:</b>	<b>39</b>	<b>\$555,200.00</b>			
Denton (Texas)	34	<u>Claimant Type</u>	<u>Claims Paid</u>	<u>Amount Paid</u>	
		Resident of County	9	\$86,400.00	
		<b>Totals:</b>	<b>9</b>	<b>\$86,400.00</b>	
Ector (Texas)	2	<u>Claimant Type</u>	<u>Claims Paid</u>	<u>Amount Paid</u>	
		Resident of County	1	\$1,500.00	
		<b>Totals:</b>	<b>1</b>	<b>\$1,500.00</b>	
El Paso (Texas)	4	<u>Claimant Type</u>	<u>Claims Paid</u>	<u>Amount Paid</u>	
		Resident of County	1	\$3,700.00	
		<b>Totals:</b>	<b>1</b>	<b>\$3,700.00</b>	
Ellis (Texas)	7	<u>Claimant Type</u>	<u>Claims Paid</u>	<u>Amount Paid</u>	
		Resident of County	1	\$25,000.00	
		<b>Totals:</b>	<b>1</b>	<b>\$25,000.00</b>	



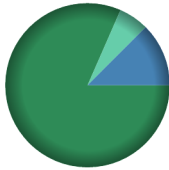


## GCCF Program Statistics - Overall Summary

(as of October 26, 2010, 5:05 PM ET)

County (Texas)	Total Claims	Claimant Type	Claims Paid	Amount Paid	Payments in County
Foard (Texas)	1	<u>Claimant Type</u>	<u>Claims Paid</u>	<u>Amount Paid</u>	Payments in County  <ul style="list-style-type: none"> <li><span style="color: green;">■</span> Resident</li> </ul>
		Resident of County	1	\$13,000.00	
		<b>Totals:</b>	<b>1</b>	<b>\$13,000.00</b>	
Fort Bend (Texas)	141	<u>Claimant Type</u>	<u>Claims Paid</u>	<u>Amount Paid</u>	Payments in County  <ul style="list-style-type: none"> <li><span style="color: green;">■</span> Resident</li> <li><span style="color: lightgreen;">■</span> Loss</li> <li><span style="color: blue;">■</span> Both</li> </ul>
		Resident of County	30	\$1,285,600.00	
		Resident and Loss in County	7	\$129,300.00	
		Claim Loss in County	6	\$147,300.00	
<b>Totals:</b>	<b>43</b>	<b>\$1,562,200.00</b>			
Galveston (Texas)	1,006	<u>Claimant Type</u>	<u>Claims Paid</u>	<u>Amount Paid</u>	Payments in County  <ul style="list-style-type: none"> <li><span style="color: green;">■</span> Resident</li> <li><span style="color: lightgreen;">■</span> Loss</li> <li><span style="color: blue;">■</span> Both</li> </ul>
		Resident of County	119	\$3,440,100.00	
		Resident and Loss in County	323	\$7,751,900.00	
		Claim Loss in County	109	\$1,834,800.00	
<b>Totals:</b>	<b>551</b>	<b>\$13,026,800.00</b>			
Grayson (Texas)	4	<u>Claimant Type</u>	<u>Claims Paid</u>	<u>Amount Paid</u>	Payments in County  <ul style="list-style-type: none"> <li><span style="color: green;">■</span> Resident</li> <li><span style="color: lightgreen;">■</span> Loss</li> </ul>
		Resident of County	1	\$8,300.00	
		Claim Loss in County	1	\$3,300.00	
<b>Totals:</b>	<b>2</b>	<b>\$11,600.00</b>			
Gregg (Texas)	5	<u>Claimant Type</u>	<u>Claims Paid</u>	<u>Amount Paid</u>	Payments in County  <ul style="list-style-type: none"> <li><span style="color: green;">■</span> Resident</li> </ul>
		Resident of County	3	\$25,600.00	
		<b>Totals:</b>	<b>3</b>	<b>\$25,600.00</b>	

## GCCF Program Statistics - Overall Summary

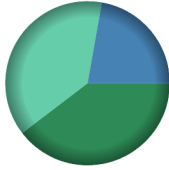

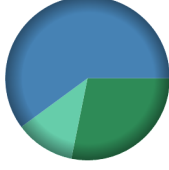
(as of October 26, 2010, 5:05 PM ET)

County (Texas)	Total Claims	Claimant Type	Claims Paid	Amount Paid	Payments in County
Guadalupe (Texas)	3	<u>Claimant Type</u>	<u>Claims Paid</u>	<u>Amount Paid</u>	Payments in County  <ul style="list-style-type: none"> <li>Resident</li> </ul>
		Resident of County	2	\$42,600.00	
		<b>Totals:</b>	<b>2</b>	<b>\$42,600.00</b>	
Hardin (Texas)	10	<u>Claimant Type</u>	<u>Claims Paid</u>	<u>Amount Paid</u>	Payments in County  <ul style="list-style-type: none"> <li>Both</li> </ul>
		Resident and Loss in County	1	\$10,000.00	
		<b>Totals:</b>	<b>1</b>	<b>\$10,000.00</b>	
Harris (Texas)	1,907	<u>Claimant Type</u>	<u>Claims Paid</u>	<u>Amount Paid</u>	Payments in County  <ul style="list-style-type: none"> <li>Resident</li> <li>Loss</li> <li>Both</li> </ul>
		Resident of County	325	\$26,027,500.00	
		Resident and Loss in County	138	\$3,995,500.00	
		Claim Loss in County	101	\$1,889,300.00	
		<b>Totals:</b>	<b>564</b>	<b>\$31,912,300.00</b>	
Harrison (Texas)	2	<u>Claimant Type</u>	<u>Claims Paid</u>	<u>Amount Paid</u>	Payments in County  <ul style="list-style-type: none"> <li>Resident</li> </ul>
		Resident of County	1	\$10,400.00	
		<b>Totals:</b>	<b>1</b>	<b>\$10,400.00</b>	
Hays (Texas)	7	<u>Claimant Type</u>	<u>Claims Paid</u>	<u>Amount Paid</u>	Payments in County  <ul style="list-style-type: none"> <li>Resident</li> </ul>
		Resident of County	1	\$25,500.00	
		<b>Totals:</b>	<b>1</b>	<b>\$25,500.00</b>	



## GCCF Program Statistics - Overall Summary

(as of October 26, 2010, 5:05 PM ET)



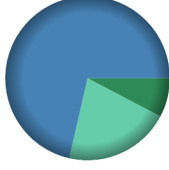
County	Total Claims	Claimant Type	Claims Paid	Amount Paid	Payments in County
<b>Hidalgo (Texas)</b>	<b>29</b>	<u>Claimant Type</u>	<u>Claims Paid</u>	<u>Amount Paid</u>	<b>Payments in County</b>  <ul style="list-style-type: none"> <li><span style="color: green;">■</span> Resident</li> <li><span style="color: lightgreen;">■</span> Loss</li> <li><span style="color: blue;">■</span> Both</li> </ul>
		Resident of County	3	\$10,700.00	
		Resident and Loss in County	1	\$6,000.00	
		Claim Loss in County	1	\$10,300.00	
<b>Totals:</b>	<b>5</b>	<b>\$27,000.00</b>			
<b>Hill (Texas)</b>	<b>2</b>	<u>Claimant Type</u>	<u>Claims Paid</u>	<u>Amount Paid</u>	<b>Payments in County</b>  <ul style="list-style-type: none"> <li><span style="color: green;">■</span> Resident</li> </ul>
		Resident of County	1	\$21,600.00	
		<b>Totals:</b>	<b>1</b>	<b>\$21,600.00</b>	
<b>Hopkins (Texas)</b>	<b>2</b>	<u>Claimant Type</u>	<u>Claims Paid</u>	<u>Amount Paid</u>	<b>Payments in County</b>  <ul style="list-style-type: none"> <li><span style="color: green;">■</span> Resident</li> </ul>
		Resident of County	1	\$9,700.00	
		<b>Totals:</b>	<b>1</b>	<b>\$9,700.00</b>	
<b>Jasper (Texas)</b>	<b>11</b>	<u>Claimant Type</u>	<u>Claims Paid</u>	<u>Amount Paid</u>	<b>Payments in County</b>  <ul style="list-style-type: none"> <li><span style="color: green;">■</span> Resident</li> </ul>
		Resident of County	5	\$190,700.00	
		<b>Totals:</b>	<b>5</b>	<b>\$190,700.00</b>	
<b>Jefferson (Texas)</b>	<b>1,018</b>	<u>Claimant Type</u>	<u>Claims Paid</u>	<u>Amount Paid</u>	<b>Payments in County</b>  <ul style="list-style-type: none"> <li><span style="color: green;">■</span> Resident</li> <li><span style="color: lightgreen;">■</span> Loss</li> <li><span style="color: blue;">■</span> Both</li> </ul>
		Resident of County	101	\$2,857,200.00	
		Resident and Loss in County	264	\$6,097,700.00	
		Claim Loss in County	50	\$1,191,600.00	
<b>Totals:</b>	<b>415</b>	<b>\$10,146,500.00</b>			

## GCCF Program Statistics - Overall Summary

(as of October 26, 2010, 5:05 PM ET)

<b>Jim Hogg (Texas)</b>	<b>1</b>	<u>Claimant Type</u>	<u>Claims Paid</u>	<u>Amount Paid</u>	Payments in County  <span style="color: green;">■</span> Loss
		Claim Loss in County	1	\$32,400.00	
		<b>Totals:</b>	<b>1</b>	<b>\$32,400.00</b>	
<b>Jim Wells (Texas)</b>	<b>1</b>	<u>Claimant Type</u>	<u>Claims Paid</u>	<u>Amount Paid</u>	Payments in County  <span style="color: green;">■</span> Both
		Resident and Loss in County	1	\$79,900.00	
		<b>Totals:</b>	<b>1</b>	<b>\$79,900.00</b>	
<b>Johnson (Texas)</b>	<b>12</b>	<u>Claimant Type</u>	<u>Claims Paid</u>	<u>Amount Paid</u>	Payments in County  <span style="color: green;">■</span> Resident
		Resident of County	4	\$131,000.00	
		<b>Totals:</b>	<b>4</b>	<b>\$131,000.00</b>	
<b>Kaufman (Texas)</b>	<b>6</b>	<u>Claimant Type</u>	<u>Claims Paid</u>	<u>Amount Paid</u>	Payments in County  <span style="color: green;">■</span> Resident
		Resident of County	1	\$11,600.00	
		<b>Totals:</b>	<b>1</b>	<b>\$11,600.00</b>	
<b>Kendall (Texas)</b>	<b>2</b>	<u>Claimant Type</u>	<u>Claims Paid</u>	<u>Amount Paid</u>	Payments in County  <span style="color: green;">■</span> Resident
		Resident of County	2	\$15,700.00	
		<b>Totals:</b>	<b>2</b>	<b>\$15,700.00</b>	

## GCCF Program Statistics - Overall Summary (as of October 26, 2010, 5:05 PM ET)

County (Texas)	Total Claims	Claimant Type	Claims Paid	Amount Paid	Payments in County
Kleberg (Texas)	1	<u>Claimant Type</u>	<u>Claims Paid</u>	<u>Amount Paid</u>	Payments in County  <ul style="list-style-type: none"> <li>Resident</li> </ul>
		Resident of County	1	\$32,400.00	
		<b>Totals:</b>	<b>1</b>	<b>\$32,400.00</b>	
Lamar (Texas)	1	<u>Claimant Type</u>	<u>Claims Paid</u>	<u>Amount Paid</u>	Payments in County  <ul style="list-style-type: none"> <li>Resident</li> </ul>
		Resident of County	1	\$3,200.00	
		<b>Totals:</b>	<b>1</b>	<b>\$3,200.00</b>	
Liberty (Texas)	11	<u>Claimant Type</u>	<u>Claims Paid</u>	<u>Amount Paid</u>	Payments in County  <ul style="list-style-type: none"> <li>Resident</li> <li>Both</li> </ul>
		Resident of County	2	\$31,400.00	
		Resident and Loss in County	2	\$105,000.00	
		<b>Totals:</b>	<b>4</b>	<b>\$136,400.00</b>	
Lubbock (Texas)	3	<u>Claimant Type</u>	<u>Claims Paid</u>	<u>Amount Paid</u>	Payments in County  <ul style="list-style-type: none"> <li>Resident</li> </ul>
		Resident of County	1	\$2,400.00	
		<b>Totals:</b>	<b>1</b>	<b>\$2,400.00</b>	
Matagorda (Texas)	186	<u>Claimant Type</u>	<u>Claims Paid</u>	<u>Amount Paid</u>	Payments in County  <ul style="list-style-type: none"> <li>Resident</li> <li>Loss</li> <li>Both</li> </ul>
		Resident of County	12	\$297,900.00	
		Resident and Loss in County	62	\$2,758,800.00	
		Claim Loss in County	11	\$806,400.00	
		<b>Totals:</b>	<b>85</b>	<b>\$3,863,100.00</b>	

## GCCF Program Statistics - Overall Summary

(as of October 26, 2010, 5:05 PM ET)




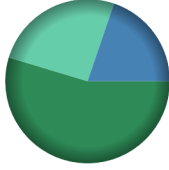

County (Texas)	Total Claims	Claimant Type	Claims Paid	Amount Paid	Payments in County
Mclennan (Texas)	16				 <ul style="list-style-type: none"> <li>Resident</li> </ul>
		Resident of County	10	\$196,100.00	
		<b>Totals:</b>	<b>10</b>	<b>\$196,100.00</b>	
Milam (Texas)	1				 <ul style="list-style-type: none"> <li>Resident</li> </ul>
		Resident of County	1	\$5,800.00	
		<b>Totals:</b>	<b>1</b>	<b>\$5,800.00</b>	
Montgomery (Texas)	90				 <ul style="list-style-type: none"> <li>Resident</li> <li>Both</li> </ul>
		Resident of County	20	\$360,300.00	
		Resident and Loss in County	2	\$70,700.00	
		<b>Totals:</b>	<b>22</b>	<b>\$431,000.00</b>	
Nacogdoches (Texas)	14				 <ul style="list-style-type: none"> <li>Resident</li> <li>Loss</li> </ul>
		Resident of County	1	\$41,600.00	
		Claim Loss in County	4	\$250,400.00	
		<b>Totals:</b>	<b>5</b>	<b>\$292,000.00</b>	
Nueces (Texas)	45				 <ul style="list-style-type: none"> <li>Resident</li> <li>Loss</li> <li>Both</li> </ul>
		Resident of County	3	\$47,800.00	
		Resident and Loss in County	3	\$73,900.00	
		Claim Loss in County	1	\$15,200.00	
<b>Totals:</b>	<b>7</b>	<b>\$136,900.00</b>			

## GCCF Program Statistics - Overall Summary (as of October 26, 2010, 5:05 PM ET)

County (Texas)	Total Claims	Claimant Type	Claims Paid	Amount Paid	Payments in County
Orange (Texas)	104	<u>Claimant Type</u>	<u>Claims Paid</u>	<u>Amount Paid</u>	
		Resident of County	18	\$245,700.00	
		Resident and Loss in County	17	\$423,900.00	
		Claim Loss in County	5	\$127,500.00	
<b>Totals:</b>			<b>40</b>	<b>\$797,100.00</b>	
Parker (Texas)	4	<u>Claimant Type</u>	<u>Claims Paid</u>	<u>Amount Paid</u>	
		Resident of County	2	\$17,300.00	
		<b>Totals:</b>			
Polk (Texas)	5	<u>Claimant Type</u>	<u>Claims Paid</u>	<u>Amount Paid</u>	
		Resident of County	2	\$81,700.00	
		<b>Totals:</b>			
Rockwall (Texas)	6	<u>Claimant Type</u>	<u>Claims Paid</u>	<u>Amount Paid</u>	
		Resident of County	3	\$46,500.00	
		<b>Totals:</b>			
Sabine (Texas)	1	<u>Claimant Type</u>	<u>Claims Paid</u>	<u>Amount Paid</u>	
		Resident of County	1	\$40,000.00	
		<b>Totals:</b>			

## GCCF Program Statistics - Overall Summary

(as of October 26, 2010, 5:05 PM ET)

County (Texas)	Total Claims	Claimant Type	Claims Paid	Amount Paid	Payments in County
San Jacinto (Texas)	5	<u>Claimant Type</u>	<u>Claims Paid</u>	<u>Amount Paid</u>	Payments in County 
		Resident of County	2	\$44,600.00	
		Claim Loss in County	1	\$30,000.00	
		<b>Totals:</b>	<b>3</b>	<b>\$74,600.00</b>	
San Patricio (Texas)	39	<u>Claimant Type</u>	<u>Claims Paid</u>	<u>Amount Paid</u>	Payments in County 
		Resident and Loss in County	4	\$127,000.00	
		<b>Totals:</b>	<b>4</b>	<b>\$127,000.00</b>	
Smith (Texas)	5	<u>Claimant Type</u>	<u>Claims Paid</u>	<u>Amount Paid</u>	Payments in County 
		Resident of County	1	\$35,200.00	
		<b>Totals:</b>	<b>1</b>	<b>\$35,200.00</b>	
Tarrant (Texas)	177	<u>Claimant Type</u>	<u>Claims Paid</u>	<u>Amount Paid</u>	Payments in County 
		Resident of County	47	\$970,600.00	
		Resident and Loss in County	4	\$351,100.00	
		Claim Loss in County	7	\$453,500.00	
		<b>Totals:</b>	<b>58</b>	<b>\$1,775,200.00</b>	
Travis (Texas)	63	<u>Claimant Type</u>	<u>Claims Paid</u>	<u>Amount Paid</u>	Payments in County 
		Resident of County	10	\$121,400.00	
		Resident and Loss in County	1	\$15,000.00	
		<b>Totals:</b>	<b>11</b>	<b>\$136,400.00</b>	




## GCCF Program Statistics - Overall Summary

(as of October 26, 2010, 5:05 PM ET)

County (Texas)	Total Claims	Claimant Type	Claims Paid	Amount Paid	Payments in County
Tyler (Texas)	3	<u>Claimant Type</u>	<u>Claims Paid</u>	<u>Amount Paid</u>	Payments in County  <span style="color: green;">■</span> Resident
		Resident of County	3	\$28,000.00	
		<b>Totals:</b>	<b>3</b>	<b>\$28,000.00</b>	
Unknown (Texas)	15	<u>Claimant Type</u>	<u>Claims Paid</u>	<u>Amount Paid</u>	Payments in County  <span style="color: green;">■</span> Resident
		Resident of County	2	\$85,000.00	
		<b>Totals:</b>	<b>2</b>	<b>\$85,000.00</b>	
Vermilion (Texas)	2	<u>Claimant Type</u>	<u>Claims Paid</u>	<u>Amount Paid</u>	Payments in County  <span style="color: green;">■</span> Loss
		Claim Loss in County	2	\$42,500.00	
		<b>Totals:</b>	<b>2</b>	<b>\$42,500.00</b>	
Victoria (Texas)	10	<u>Claimant Type</u>	<u>Claims Paid</u>	<u>Amount Paid</u>	Payments in County  <span style="color: green;">■</span> Resident
		Resident of County	3	\$44,700.00	
		<b>Totals:</b>	<b>3</b>	<b>\$44,700.00</b>	
Waller (Texas)	3	<u>Claimant Type</u>	<u>Claims Paid</u>	<u>Amount Paid</u>	Payments in County  <span style="color: green;">■</span> Resident
		Resident of County	1	\$24,500.00	
		<b>Totals:</b>	<b>1</b>	<b>\$24,500.00</b>	

## GCCF Program Statistics - Overall Summary

(as of October 26, 2010, 5:05 PM ET)

County (Texas)	Total Claims	Claimant Type	Claims Paid	Amount Paid	Payments in County
Wichita	3	Resident of County	1	\$2,700.00	 Resident
		<b>Totals:</b>	<b>1</b>	<b>\$2,700.00</b>	
Williamson	15	Resident of County	5	\$61,500.00	 Resident
		<b>Totals:</b>	<b>5</b>	<b>\$61,500.00</b>	
Wise	1	Resident of County	1	\$7,600.00	 Resident
		<b>Totals:</b>	<b>1</b>	<b>\$7,600.00</b>	