

GCCF Program Statistics - Overall Summary

(as of October 25, 2010, 5:05 PM ET)

Claimant Status	No. of Claimants
TOTAL GCCF Claimants to Date <i>(Claimants may have one or more Claim Type)</i>	271,773
1. Claimants Paid and Approved for Payment	85,286
2. Claimants Requiring Additional Information or Documentation <i>(Claimants providing no documentation: 79,261)</i>	117,001
3. Claimants Referred to Government, Moratorium and Real Estate funds	229
4. Denied Claimants	8,076
5. Claimants Under Review (Emergency Advance Payment)	54,810
6. Claimants Under Review (for Final Claim only)	6,371

Claimants <i>(Claimants may have one or more Claim Type)</i>	No. of Claimants
1. Individual*	224,998
2. Business*	46,775
<i>*Individual v. Business classification is subject to change.</i>	
<i>Represented Claimants: 5,946</i>	
Total to Date	271,773

Claims by Emergency Or Final Payment	No. of Claims Paid or Approved for Payment	No. of Claims Paid	Amount Paid
1. Emergency Advance Payment (One Month)	8,672	8,646	\$ 88,353,175.88
2. Emergency Advance Payment (Six Months)	76,898	75,904	\$ 1,463,474,715.00
Sub-Total to Date	85,570	84,550	\$ 1,551,827,890.88

Separate Fund for Real Estate Brokers and Agents			\$ 34,500,000.00
Total to Date			\$ 1,586,327,890.88

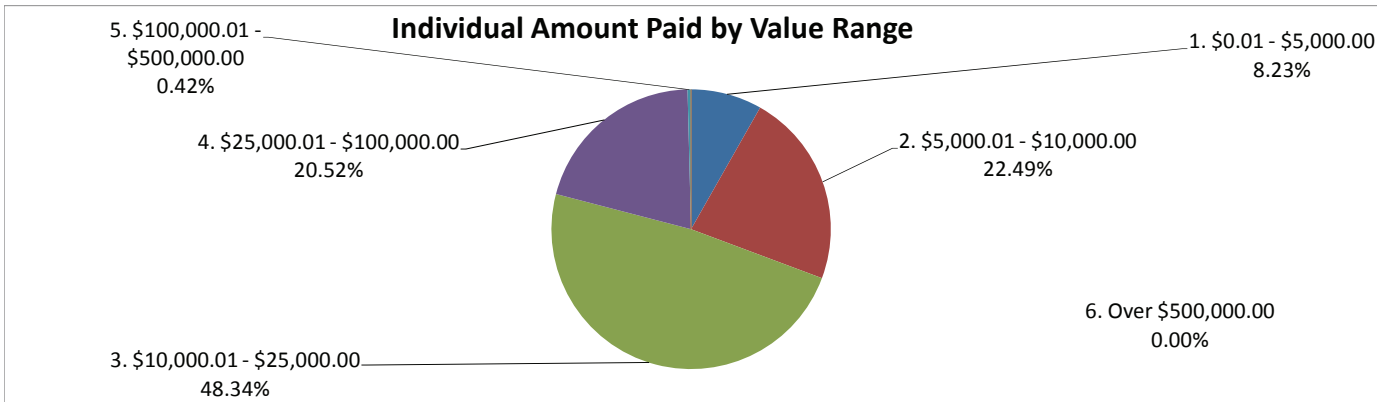
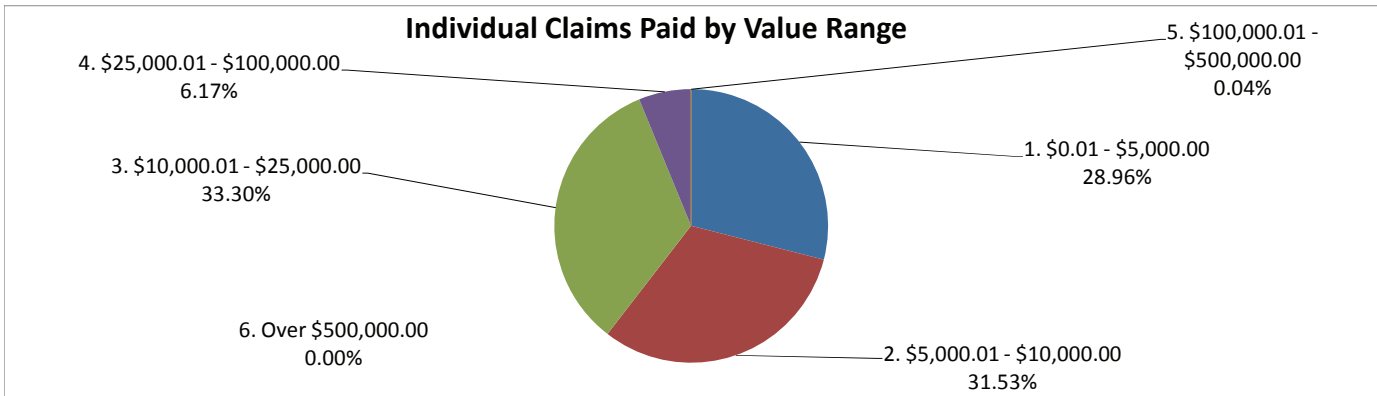
Claims by Category <i>(includes Individual and Business)</i>	No. of Claims Paid	Amount Paid
1. Removal and Clean Up Costs	0	\$ -
2. Real or Personal Property	50	\$ 268,563.38
3. Lost Earnings or Profits	84,491	\$ 1,551,542,391.00
4. Loss of Subsistence Use of Natural Resources	5	\$ 13,000.00
5. Physical Injury / Death	4	\$ 3,936.50
Total to Date	84,550	\$ 1,551,827,890.88

Claims by Type	No. of Claims Paid	No. of Claims Paid where Claimant Participated in BP Claims Process	No. of Claims Paid for new Claimants	Total Amount Paid
1. Individual	59,131	22,510	36,621	\$ 632,401,914.88
2. Business	25,419	20,189	5,230	\$ 919,425,976.00
Total to Date	84,550	42,699	41,851	\$ 1,551,827,890.88

GCCF Program Statistics - Overall Summary
(as of October 25, 2010, 5:05 PM ET)

Individual Claims by Amount
(Claimants may have more than one Claim Type)

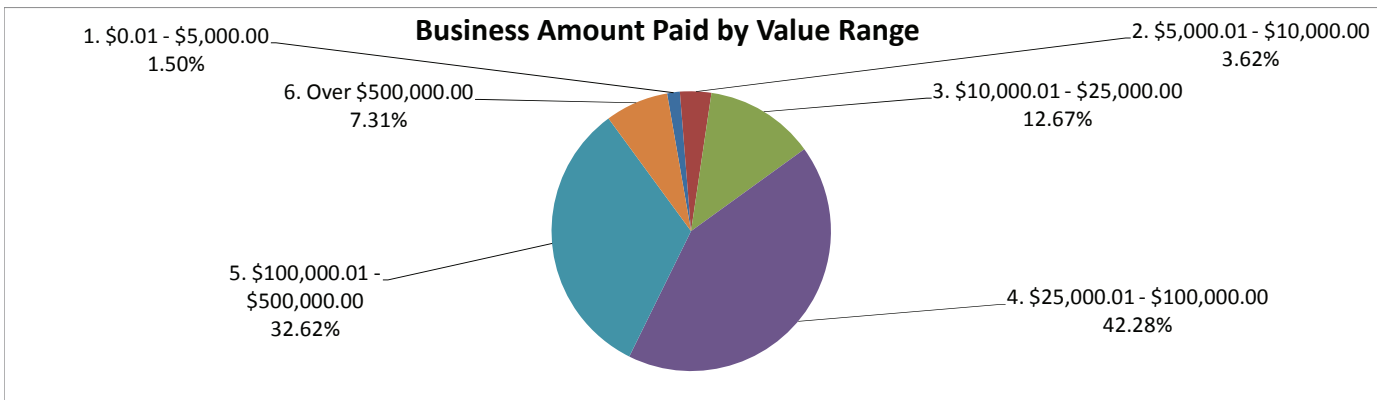
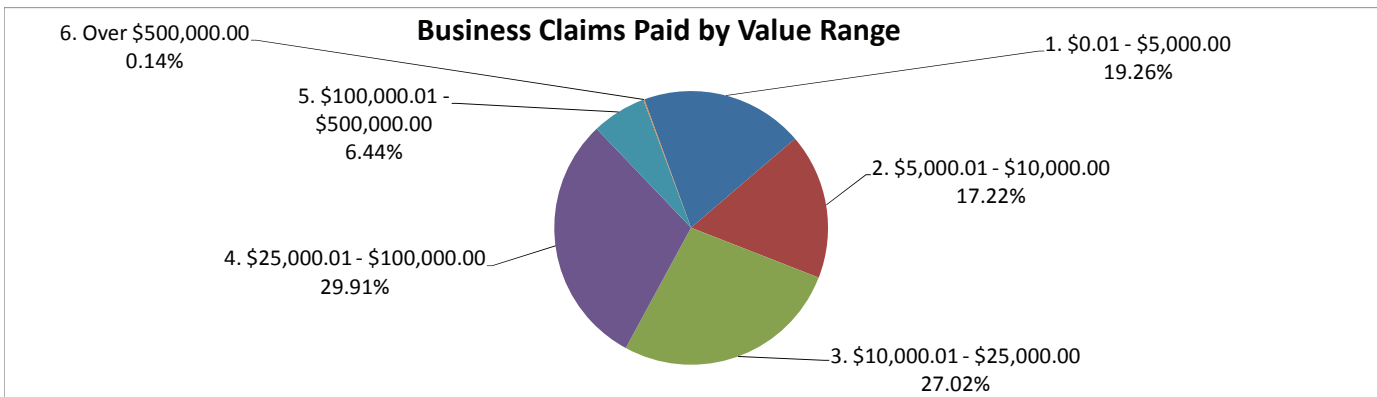
Claims by Amount	No. of Claims Paid	Amount Paid
1. \$0.01 - \$5,000.00	17127	\$ 52,026,536.50
2. \$5,000.01 - \$10,000.00	18642	\$ 142,230,400.00
3. \$10,000.01 - \$25,000.00	19693	\$ 305,728,550.00
4. \$25,000.01 - \$100,000.00	3648	\$ 129,747,328.38
5. \$100,000.01 - \$500,000.00	21	\$ 2,669,100.00
6. Over \$500,000.00	0	\$ -
Total to Date	59,131	\$ 632,401,914.88



GCCF Program Statistics - Overall Summary
(as of October 25, 2010, 5:05 PM ET)

Business Claims by Amount
(Claimants may have more than one Claim Type)

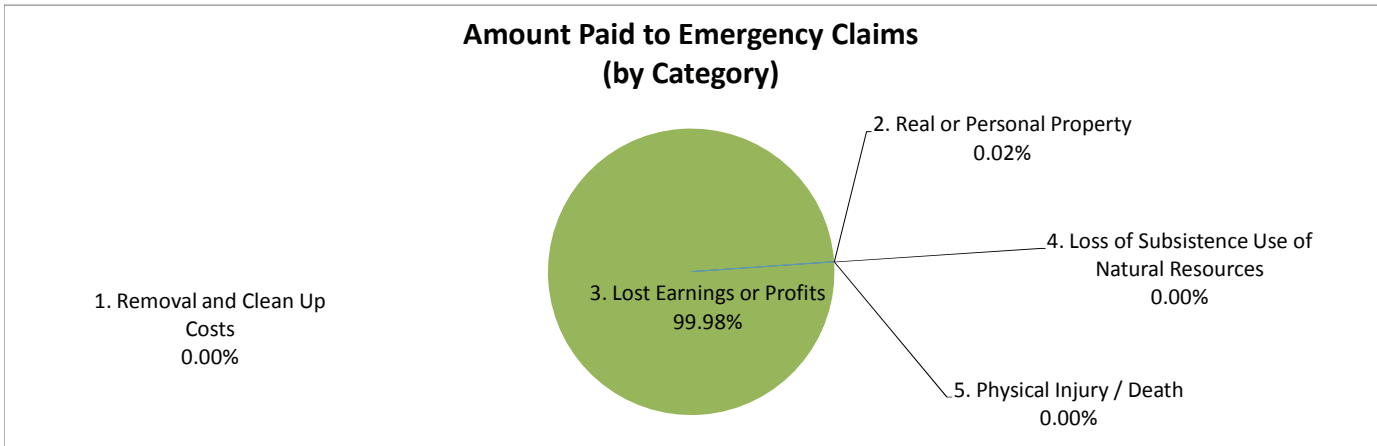
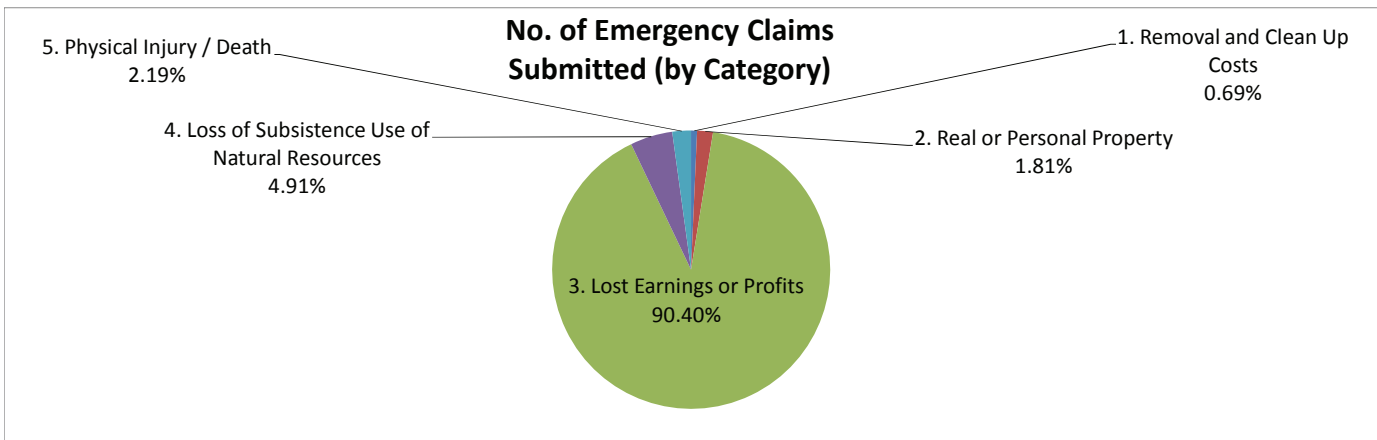
Claims by Amount	No. of Claims Paid	Amount Paid
1. \$0.01 - \$5,000.00	4896	\$ 13,752,300.00
2. \$5,000.01 - \$10,000.00	4378	\$ 33,294,600.00
3. \$10,000.01 - \$25,000.00	6869	\$ 116,527,400.00
4. \$25,000.01 - \$100,000.00	7604	\$ 388,758,700.00
5. \$100,000.01 - \$500,000.00	1636	\$ 299,910,500.00
6. Over \$500,000.00	36	\$ 67,182,476.00
Total to Date	25,419	\$ 919,425,976.00



GCCF Program Statistics - Overall Summary
(as of October 25, 2010, 5:05 PM ET)

Emergency Advance Claim Counts by Category
(Claimants may have more than one Claim Type)

Claims for Emergency Advance Payment	Claims Submitted	No. of Claims Paid	Amount Paid
1. Removal and Clean Up Costs	1,995	0	\$ -
2. Real or Personal Property	5,222	50	\$ 268,563.38
3. Lost Earnings or Profits	261,019	84,491	\$ 1,551,542,391.00
4. Loss of Subsistence Use of Natural Resources	14,171	5	\$ 13,000.00
5. Physical Injury / Death	6,316	4	\$ 3,936.50
Total to Date	288,723	84,550	\$ 1,551,827,890.88




GCCCF Program Statistics - Overall Summary

(as of October 25, 2010, 5:05 PM ET)

Final Payment Claim Counts by Category

(Claimants may have more than one Claim Type)

Claims Seeking Final Payment	Claims Submitted	No. of Claims Paid	Amount Paid
1. Removal and Clean Up Costs	216	0	\$ -
2. Real or Personal Property	1,152	0	\$ -
3. Lost Earnings or Profits	5,832	0	\$ -
4. Loss of Subsistence Use of Natural Resources	941	0	\$ -
5. Physical Injury / Death	261	0	\$ -
Total to Date	8,402	0	\$ -



Amount Paid to Final Claims (by Category)

No data to chart yet

GCCF Program Statistics - Overall Summary (as of October 25, 2010, 5:05 PM ET)

Claims by Category and Amount (Claimants may have more than one Claim Type)

Claims by Category and Amount	No. of Claims Paid	Amount Paid
1. Removal and Clean Up Costs		
a. \$0.01 - \$5,000.00	0	\$ -
b. \$5,000.01 - \$10,000.00	0	\$ -
c. \$10,000.01 - \$25,000.00	0	\$ -
d. \$25,000.01 - \$100,000.00	0	\$ -
e. \$100,000.01 - \$500,000.00	0	\$ -
f. Over \$500,000.00	0	\$ -
Sub-Total to Date	0	\$ -
2. Real or Personal Property		
a. \$0.01 - \$5,000.00	36	\$ 74,300.00
b. \$5,000.01 - \$10,000.00	9	\$ 59,800.00
c. \$10,000.01 - \$25,000.00	2	\$ 30,000.00
d. \$25,000.01 - \$100,000.00	3	\$ 104,463.38
e. \$100,000.01 - \$500,000.00	0	\$ -
f. Over \$500,000.00	0	\$ -
Sub-Total to Date	50	\$ 268,563.38
3. Lost Earnings or Profits		
a. \$0.01 - \$5,000.00	21,978	\$ 65,687,600.00
b. \$5,000.01 - \$10,000.00	23,011	\$ 175,465,200.00
c. \$10,000.01 - \$25,000.00	26,560	\$ 422,225,950.00
d. \$25,000.01 - \$100,000.00	11,249	\$ 518,401,565.00
e. \$100,000.01 - \$500,000.00	1,657	\$ 302,579,600.00
f. Over \$500,000.00	36	\$ 67,182,476.00
Sub-Total to Date	84,491	\$ 1,551,542,391.00

GCCF Program Statistics - Overall Summary
(as of October 25, 2010, 5:05 PM ET)

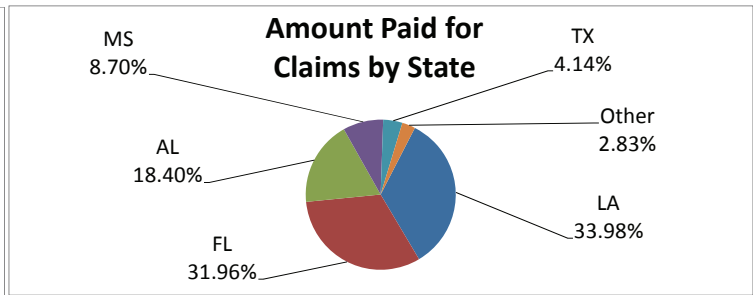
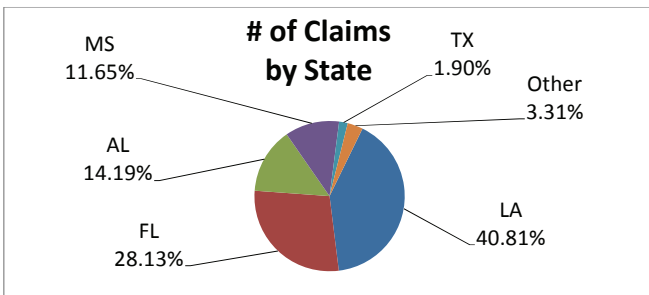
Claims by Category and Amount
(Claimants may have more than one Claim Type)

Claims by Category and Amount	No. of Claims Paid	Amount Paid
4. Loss of Subsistence Use of Natural Resources		
a. \$0.01 - \$5,000.00	5	\$ 13,000.00
b. \$5,000.01 - \$10,000.00	0	\$ -
c. \$10,000.01 - \$25,000.00	0	\$ -
d. \$25,000.01 - \$100,000.00	0	\$ -
e. \$100,000.01 - \$500,000.00	0	\$ -
f. Over \$500,000.00	0	\$ -
Sub-Total to Date	5	\$ 13,000.00
5. Physical Injury / Death		
a. \$0.01 - \$5,000.00	4	\$ 3,936.50
b. \$5,000.01 - \$10,000.00	0	\$ -
c. \$10,000.01 - \$25,000.00	0	\$ -
d. \$25,000.01 - \$100,000.00	0	\$ -
e. \$100,000.01 - \$500,000.00	0	\$ -
f. Over \$500,000.00	0	\$ -
Sub-Total to Date	4	\$ 3,936.50
6. Other Claims		
a. \$0.01 - \$5,000.00	0	\$ -
b. \$5,000.01 - \$10,000.00	0	\$ -
c. \$10,000.01 - \$25,000.00	0	\$ -
d. \$25,000.01 - \$100,000.00	0	\$ -
e. \$100,000.01 - \$500,000.00	0	\$ -
f. Over \$500,000.00	0	\$ -
Sub-Total to Date	0	\$ -
Total to Date	84,550	\$ 1,551,827,890.88

GCCCF Program Statistics - Overall Summary (as of October 25, 2010, 5:05 PM ET)

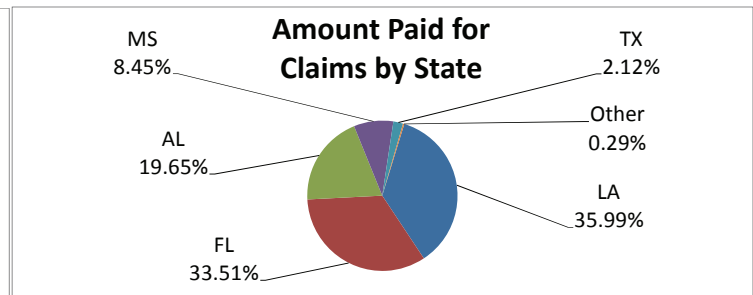
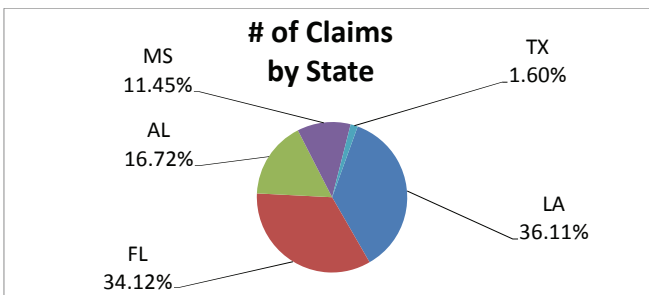
Claims by State of Residence (Claimants may have more than one Claim Type)

Claim State of Residence	Claims Submitted	No. of Claims Paid	Amount Paid
Louisiana	121,263	26,716	\$ 527,322,750.00
Florida	83,570	29,916	\$ 495,942,176.00
Alabama	42,172	14,784	\$ 285,499,228.38
Mississippi	34,624	7,468	\$ 134,952,036.50
Texas	5,651	1,788	\$ 64,253,800.00
Others	9,845	3,878	\$ 43,857,900.00
Total to Date	297,125	84,550	\$ 1,551,827,890.88



Claims by State of Loss (Claimants may have more than one Claim Type)

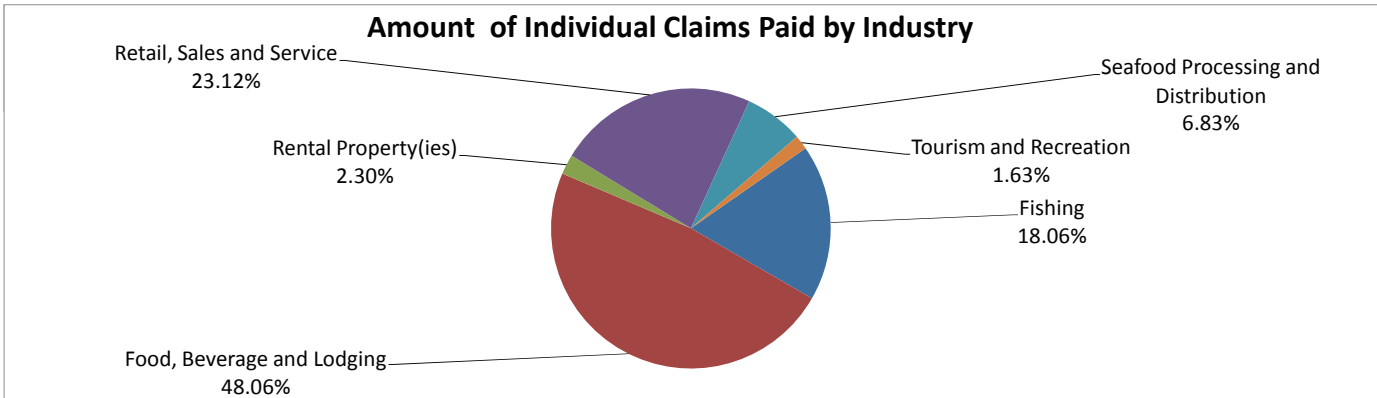
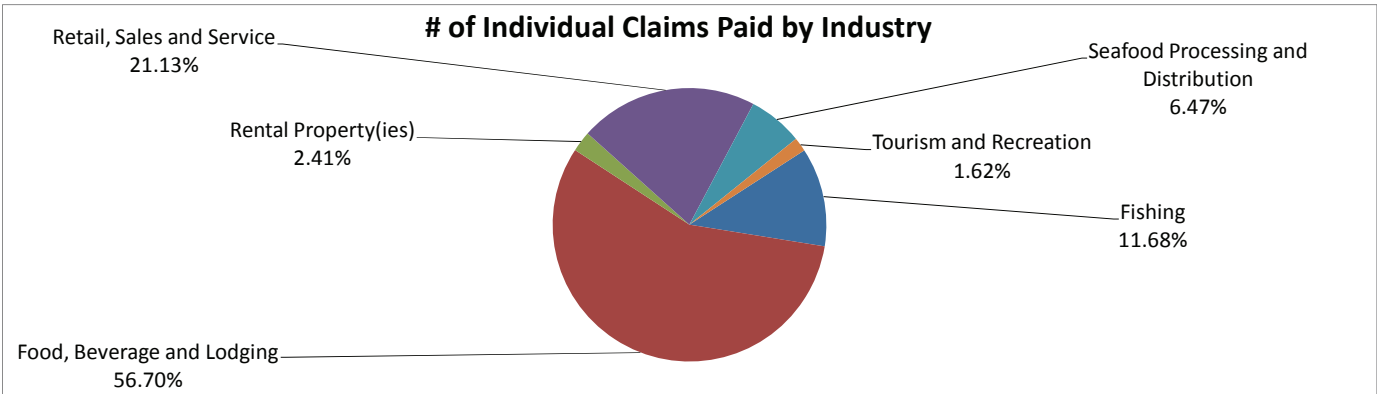
Claim State of Loss	Claims Submitted	No. of Claims Paid	Amount Paid
Louisiana	56,050	27,017	\$ 558,440,415.00
Florida	52,956	32,612	\$ 520,085,676.00
Alabama	25,953	16,282	\$ 304,895,300.00
Mississippi	17,778	7,154	\$ 131,130,100.00
Texas	2,480	1,275	\$ 32,845,700.00
Other State / Pending Location Verification		210	\$ 4,430,699.88
Total to Date		84,550	\$ 1,551,827,890.88



GCCF Program Statistics - Overall Summary
(as of October 25, 2010, 5:05 PM ET)

Individual Lost Earnings or Profits Claims Paid by Industry
(Claimants may have more than one Claim Type)

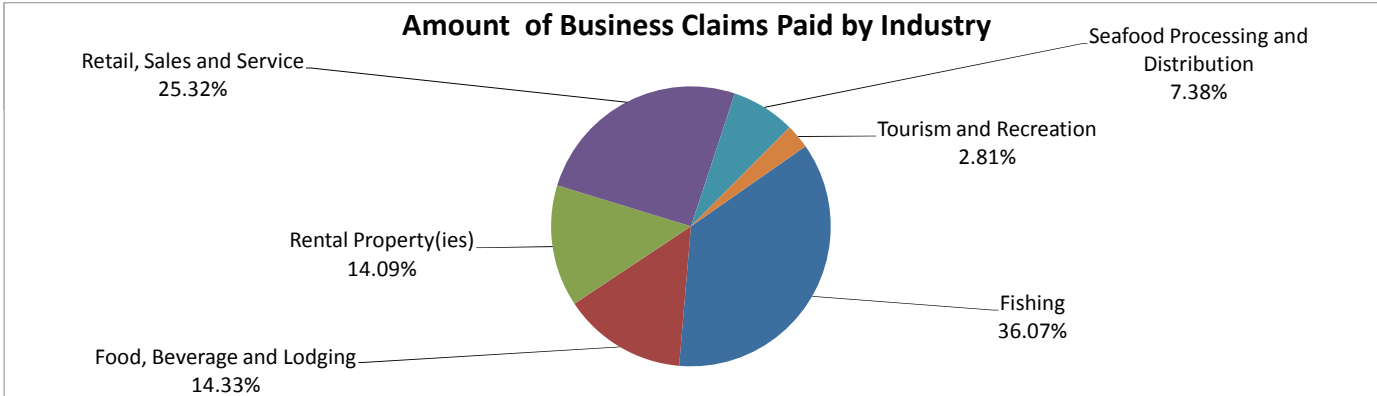
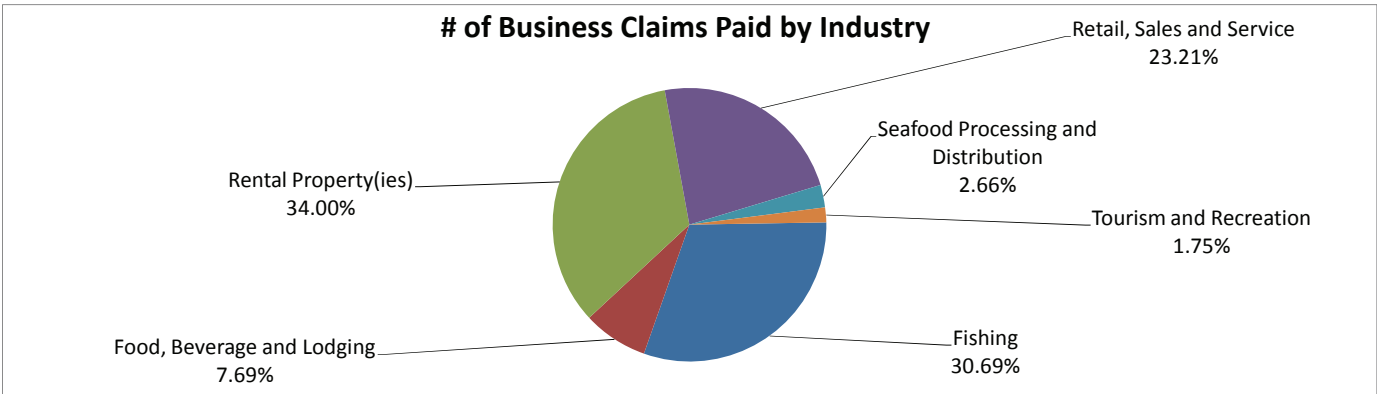
Claims by Amount	No. of Claims Paid	Amount Paid
Fishing	6,902	\$ 114,172,600.00
Food, Beverage and Lodging	33,500	\$ 303,870,100.00
Rental Property(ies)	1,424	\$ 14,542,700.00
Retail, Sales and Service	12,483	\$ 146,177,300.00
Seafood Processing and Distribution	3,821	\$ 43,165,015.00
Tourism and Recreation	957	\$ 10,318,100.00
Total to Date	59,087	\$ 632,245,815.00




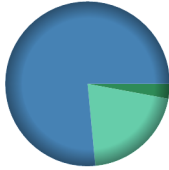
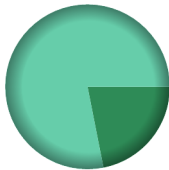


GCCF Program Statistics - Overall Summary
(as of October 25, 2010, 5:05 PM ET)

Business Lost Earnings or Profits Claims Paid by Industry
(Claimants may have more than one Claim Type)






Claims by Amount	No. of Claims Paid	Amount Paid
Fishing	7,797	\$ 331,622,200.00
Food, Beverage and Lodging	1,953	\$ 131,707,400.00
Rental Property(ies)	8,638	\$ 129,499,776.00
Retail, Sales and Service	5,895	\$ 232,781,300.00
Seafood Processing and Distribution	676	\$ 67,827,300.00
Tourism and Recreation	445	\$ 25,858,600.00
Total to Date	25,404	\$ 919,296,576.00



GCCF Program Statistics - Overall Summary (as of October 25, 2010, 5:05 PM ET)



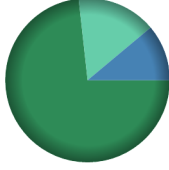


County Name	Residents	Claimant Type	Claims Paid	Amount Paid	Payments in County
Autauga (Alabama)	23	<u>Claimant Type</u>	<u>Claims Paid</u>	<u>Amount Paid</u>	Payments in County  <ul style="list-style-type: none"> ■ Resident ■ Both
		Resident of County	8	\$80,800.00	
		Resident and Loss in County	1	\$2,300.00	
		Totals:	9	\$83,100.00	
Baldwin (Alabama)	19,173	<u>Claimant Type</u>	<u>Claims Paid</u>	<u>Amount Paid</u>	Payments in County  <ul style="list-style-type: none"> ■ Resident ■ Loss ■ Both
		Resident of County	383	\$6,220,663.38	
		Resident and Loss in County	7,456	\$163,200,100.00	
		Claim Loss in County	3,562	\$43,888,800.00	
Totals:	11,401	\$213,309,563.38			
Barbour (Alabama)	11	<u>Claimant Type</u>	<u>Claims Paid</u>	<u>Amount Paid</u>	Payments in County  <ul style="list-style-type: none"> ■ Resident ■ Both
		Resident of County	2	\$25,600.00	
		Resident and Loss in County	2	\$91,300.00	
		Totals:	4	\$116,900.00	
Bibb (Alabama)	7	<u>Claimant Type</u>	<u>Claims Paid</u>	<u>Amount Paid</u>	Payments in County  <ul style="list-style-type: none"> ■ Resident
		Resident of County	5	\$14,400.00	
		Totals:	5	\$14,400.00	
Blount (Alabama)	5	<u>Claimant Type</u>	<u>Claims Paid</u>	<u>Amount Paid</u>	Payments in County  <ul style="list-style-type: none"> ■ Resident
		Resident of County	3	\$14,200.00	
		Totals:	3	\$14,200.00	

GCCF Program Statistics - Overall Summary (as of October 25, 2010, 5:05 PM ET)

County (Alabama)	Total Claims	Claimant Type	Claims Paid	Amount Paid	Payments in County
Bullock (Alabama)	3	<u>Claimant Type</u>	<u>Claims Paid</u>	<u>Amount Paid</u>	Payments in County  <ul style="list-style-type: none"> Resident
		Resident of County	1	\$16,000.00	
		Totals:	1	\$16,000.00	
Butler (Alabama)	20	<u>Claimant Type</u>	<u>Claims Paid</u>	<u>Amount Paid</u>	Payments in County  <ul style="list-style-type: none"> Resident Loss Both
		Resident of County	2	\$8,600.00	
		Resident and Loss in County	1	\$5,400.00	
		Claim Loss in County	2	\$129,200.00	
Totals:	5	\$143,200.00			
Calhoun (Alabama)	54	<u>Claimant Type</u>	<u>Claims Paid</u>	<u>Amount Paid</u>	Payments in County  <ul style="list-style-type: none"> Resident
		Resident of County	17	\$192,500.00	
		Totals:	17	\$192,500.00	
Chambers (Alabama)	5	<u>Claimant Type</u>	<u>Claims Paid</u>	<u>Amount Paid</u>	Payments in County  <ul style="list-style-type: none"> Resident
		Resident of County	2	\$27,000.00	
		Totals:	2	\$27,000.00	
Cherokee (Alabama)	5	<u>Claimant Type</u>	<u>Claims Paid</u>	<u>Amount Paid</u>	Payments in County  <ul style="list-style-type: none"> Resident
		Resident of County	4	\$41,600.00	
		Totals:	4	\$41,600.00	

GCCF Program Statistics - Overall Summary

(as of October 25, 2010, 5:05 PM ET)

County (Alabama)	Total Claims	Claimant Type	Claims Paid	Amount Paid	Payments in County
Chilton (Alabama)	16	<u>Claimant Type</u>	<u>Claims Paid</u>	<u>Amount Paid</u>	Payments in County  <ul style="list-style-type: none"> ■ Resident ■ Both
		Resident of County	3	\$24,300.00	
		Resident and Loss in County	1	\$19,000.00	
		Totals:	4	\$43,300.00	
Choctaw (Alabama)	15	<u>Claimant Type</u>	<u>Claims Paid</u>	<u>Amount Paid</u>	Payments in County  <ul style="list-style-type: none"> ■ Resident ■ Both
		Resident of County	2	\$11,000.00	
		Resident and Loss in County	1	\$68,400.00	
		Totals:	3	\$79,400.00	
Clarke (Alabama)	147	<u>Claimant Type</u>	<u>Claims Paid</u>	<u>Amount Paid</u>	Payments in County  <ul style="list-style-type: none"> ■ Resident ■ Loss ■ Both
		Resident of County	24	\$234,900.00	
		Resident and Loss in County	4	\$35,600.00	
		Claim Loss in County	4	\$50,100.00	
		Totals:	32	\$320,600.00	
Clay (Alabama)	6	<u>Claimant Type</u>	<u>Claims Paid</u>	<u>Amount Paid</u>	Payments in County  <ul style="list-style-type: none"> ■ Resident
		Resident of County	3	\$53,500.00	
		Totals:	3	\$53,500.00	
Cleburne (Alabama)	3	<u>Claimant Type</u>	<u>Claims Paid</u>	<u>Amount Paid</u>	Payments in County  <ul style="list-style-type: none"> ■ Resident
		Resident of County	1	\$3,000.00	
		Totals:	1	\$3,000.00	

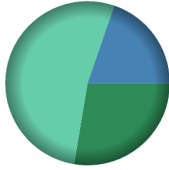




GCCF Program Statistics - Overall Summary

(as of October 25, 2010, 5:05 PM ET)

County (Alabama)	Total Claims	Claimant Type	Claims Paid	Amount Paid	Payments in County
Coffee (Alabama)	33	<u>Claimant Type</u>	<u>Claims Paid</u>	<u>Amount Paid</u>	Payments in County  <ul style="list-style-type: none"> ■ Resident ■ Both
		Resident of County	6	\$63,200.00	
		Resident and Loss in County	1	\$3,000.00	
		Totals:	7	\$66,200.00	
Colbert (Alabama)	32	<u>Claimant Type</u>	<u>Claims Paid</u>	<u>Amount Paid</u>	Payments in County  <ul style="list-style-type: none"> ■ Resident
		Resident of County	21	\$234,400.00	
		Totals:	21	\$234,400.00	
		Conecuh (Alabama)	17	<u>Claimant Type</u>	
Resident of County	5			\$51,700.00	
Totals:	5			\$51,700.00	
Coosa (Alabama)	4			<u>Claimant Type</u>	<u>Claims Paid</u>
		Resident of County	3	\$18,600.00	
		Resident and Loss in County	1	\$150,000.00	
		Totals:	4	\$168,600.00	
Covington (Alabama)	66	<u>Claimant Type</u>	<u>Claims Paid</u>	<u>Amount Paid</u>	Payments in County  <ul style="list-style-type: none"> ■ Resident ■ Loss ■ Both
		Resident of County	22	\$548,500.00	
		Resident and Loss in County	3	\$97,800.00	
		Claim Loss in County	2	\$109,500.00	
		Totals:	27	\$755,800.00	


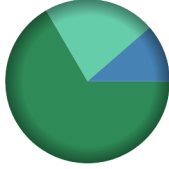



GCCF Program Statistics - Overall Summary

(as of October 25, 2010, 5:05 PM ET)

County (Alabama)	Total Claims	Claimant Type	Claims Paid	Amount Paid	Payments in County
Crenshaw (Alabama)	16	<u>Claimant Type</u>	<u>Claims Paid</u>	<u>Amount Paid</u>	Payments in County  <ul style="list-style-type: none"> ■ Resident ■ Loss ■ Both
		Resident of County	1	\$2,100.00	
		Resident and Loss in County	1	\$1,500.00	
		Claim Loss in County	1	\$4,000.00	
Totals:	3	\$7,600.00			
Cullman (Alabama)	47	<u>Claimant Type</u>	<u>Claims Paid</u>	<u>Amount Paid</u>	Payments in County  <ul style="list-style-type: none"> ■ Resident
		Resident of County	33	\$316,400.00	
		Totals:	33	\$316,400.00	
Dale (Alabama)	28	<u>Claimant Type</u>	<u>Claims Paid</u>	<u>Amount Paid</u>	Payments in County  <ul style="list-style-type: none"> ■ Resident ■ Both
		Resident of County	7	\$57,900.00	
		Resident and Loss in County	1	\$37,600.00	
		Totals:	8	\$95,500.00	
Dallas (Alabama)	30	<u>Claimant Type</u>	<u>Claims Paid</u>	<u>Amount Paid</u>	Payments in County  <ul style="list-style-type: none"> ■ Resident ■ Both
		Resident of County	10	\$108,600.00	
		Resident and Loss in County	1	\$15,000.00	
		Totals:	11	\$123,600.00	
Dekalb (Alabama)	20	<u>Claimant Type</u>	<u>Claims Paid</u>	<u>Amount Paid</u>	Payments in County  <ul style="list-style-type: none"> ■ Resident ■ Loss
		Resident of County	14	\$146,700.00	
		Claim Loss in County	1	\$10,800.00	
		Totals:	15	\$157,500.00	

GCCF Program Statistics - Overall Summary

(as of October 25, 2010, 5:05 PM ET)

County (Alabama)	Total Claims	Claimant Type	Claims Paid	Amount Paid	Payments in County
Elmore (Alabama)	37	<u>Claimant Type</u>	<u>Claims Paid</u>	<u>Amount Paid</u>	Payments in County  <ul style="list-style-type: none"> Resident
		Resident of County	18	\$219,400.00	
		Totals:	18	\$219,400.00	
Escambia (Alabama)	223	<u>Claimant Type</u>	<u>Claims Paid</u>	<u>Amount Paid</u>	Payments in County  <ul style="list-style-type: none"> Resident Loss Both
		Resident of County	32	\$410,000.00	
		Resident and Loss in County	5	\$70,100.00	
		Claim Loss in County	7	\$135,500.00	
Totals:	44	\$615,600.00			
Etowah (Alabama)	52	<u>Claimant Type</u>	<u>Claims Paid</u>	<u>Amount Paid</u>	Payments in County  <ul style="list-style-type: none"> Resident
		Resident of County	29	\$471,800.00	
		Totals:	29	\$471,800.00	
Fayette (Alabama)	9	<u>Claimant Type</u>	<u>Claims Paid</u>	<u>Amount Paid</u>	Payments in County  <ul style="list-style-type: none"> Resident
		Resident of County	7	\$59,800.00	
		Totals:	7	\$59,800.00	
Franklin (Alabama)	8	<u>Claimant Type</u>	<u>Claims Paid</u>	<u>Amount Paid</u>	Payments in County  <ul style="list-style-type: none"> Resident
		Resident of County	7	\$65,900.00	
		Totals:	7	\$65,900.00	






GCCF Program Statistics - Overall Summary

(as of October 25, 2010, 5:05 PM ET)

County (Alabama)	Total Claims	Claimant Type	Claims Paid	Amount Paid	Payments in County
Geneva (Alabama)	47	<u>Claimant Type</u>	<u>Claims Paid</u>	<u>Amount Paid</u>	Payments in County  <ul style="list-style-type: none"> Resident
		Resident of County	12	\$129,000.00	
		Totals:	12	\$129,000.00	
Greene (Alabama)	5	<u>Claimant Type</u>	<u>Claims Paid</u>	<u>Amount Paid</u>	Payments in County  <ul style="list-style-type: none"> Resident
		Resident of County	4	\$22,900.00	
		Totals:	4	\$22,900.00	
Hale (Alabama)	13	<u>Claimant Type</u>	<u>Claims Paid</u>	<u>Amount Paid</u>	Payments in County  <ul style="list-style-type: none"> Resident Both
		Resident of County	8	\$147,900.00	
		Resident and Loss in County	1	\$100,000.00	
Totals:	9	\$247,900.00			
Henry (Alabama)	7	<u>Claimant Type</u>	<u>Claims Paid</u>	<u>Amount Paid</u>	Payments in County  <ul style="list-style-type: none"> Resident
		Resident of County	2	\$11,600.00	
		Totals:	2	\$11,600.00	
Houston (Alabama)	111	<u>Claimant Type</u>	<u>Claims Paid</u>	<u>Amount Paid</u>	Payments in County  <ul style="list-style-type: none"> Resident Loss Both
		Resident of County	26	\$196,300.00	
		Resident and Loss in County	2	\$138,900.00	
		Claim Loss in County	1	\$6,000.00	
Totals:	29	\$341,200.00			

GCCF Program Statistics - Overall Summary

(as of October 25, 2010, 5:05 PM ET)

County (Alabama)	Total Claims	Claimant Type	Claims Paid	Amount Paid	Payments in County
Jackson (Alabama)	15	<u>Claimant Type</u>	<u>Claims Paid</u>	<u>Amount Paid</u>	Payments in County  <ul style="list-style-type: none"> ■ Resident ■ Loss
		Resident of County	9	\$102,500.00	
		Claim Loss in County	1	\$14,500.00	
		Totals:	10	\$117,000.00	
Jefferson (Alabama)	535	<u>Claimant Type</u>	<u>Claims Paid</u>	<u>Amount Paid</u>	Payments in County  <ul style="list-style-type: none"> ■ Resident ■ Loss ■ Both
		Resident of County	298	\$3,489,600.00	
		Resident and Loss in County	5	\$106,400.00	
		Claim Loss in County	2	\$54,800.00	
Totals:	305	\$3,650,800.00			
Lauderdale (Alabama)	29	<u>Claimant Type</u>	<u>Claims Paid</u>	<u>Amount Paid</u>	Payments in County  <ul style="list-style-type: none"> ■ Resident
		Resident of County	15	\$152,200.00	
		Totals:	15	\$152,200.00	
Lawrence (Alabama)	7	<u>Claimant Type</u>	<u>Claims Paid</u>	<u>Amount Paid</u>	Payments in County  <ul style="list-style-type: none"> ■ Resident ■ Loss
		Resident of County	2	\$21,200.00	
		Claim Loss in County	1	\$1,400.00	
		Totals:	3	\$22,600.00	
Lee (Alabama)	75	<u>Claimant Type</u>	<u>Claims Paid</u>	<u>Amount Paid</u>	Payments in County  <ul style="list-style-type: none"> ■ Resident
		Resident of County	33	\$305,200.00	
		Totals:	33	\$305,200.00	


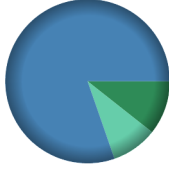

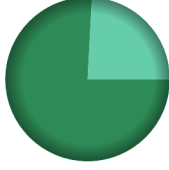

GCCF Program Statistics - Overall Summary

(as of October 25, 2010, 5:05 PM ET)

County (Alabama)	Total Claims	Claimant Type	Claims Paid	Amount Paid	Payments in County
Limestone (Alabama)	41	<u>Claimant Type</u>	<u>Claims Paid</u>	<u>Amount Paid</u>	Payments in County  <ul style="list-style-type: none"> Resident
		Resident of County	28	\$416,700.00	
		Totals:	28	\$416,700.00	
Macon (Alabama)	4	<u>Claimant Type</u>	<u>Claims Paid</u>	<u>Amount Paid</u>	Payments in County  <ul style="list-style-type: none"> Resident
		Resident of County	2	\$7,500.00	
		Totals:	2	\$7,500.00	
Madison (Alabama)	228	<u>Claimant Type</u>	<u>Claims Paid</u>	<u>Amount Paid</u>	Payments in County  <ul style="list-style-type: none"> Resident Loss Both
		Resident of County	123	\$1,560,800.00	
		Resident and Loss in County	5	\$56,600.00	
		Claim Loss in County	2	\$4,500.00	
Totals:	130	\$1,621,900.00			
Marengo (Alabama)	19	<u>Claimant Type</u>	<u>Claims Paid</u>	<u>Amount Paid</u>	Payments in County  <ul style="list-style-type: none"> Resident
		Resident of County	11	\$83,200.00	
		Totals:	11	\$83,200.00	
Marion (Alabama)	4	<u>Claimant Type</u>	<u>Claims Paid</u>	<u>Amount Paid</u>	Payments in County  <ul style="list-style-type: none"> Resident
		Resident of County	1	\$1,200.00	
		Totals:	1	\$1,200.00	

GCCF Program Statistics - Overall Summary

(as of October 25, 2010, 5:05 PM ET)

County (Alabama)	Total Claims	Claimant Type	Claims Paid	Amount Paid	Payments in County
Marshall (Alabama)	46	<u>Claimant Type</u>	<u>Claims Paid</u>	<u>Amount Paid</u>	Payments in County  <ul style="list-style-type: none"> ■ Resident ■ Both
		Resident of County	24	\$305,200.00	
		Resident and Loss in County	1	\$37,200.00	
		Totals:	25	\$342,400.00	
Mobile (Alabama)	21,373	<u>Claimant Type</u>	<u>Claims Paid</u>	<u>Amount Paid</u>	Payments in County  <ul style="list-style-type: none"> ■ Resident ■ Loss ■ Both
		Resident of County	777	\$11,375,765.00	
		Resident and Loss in County	4,689	\$85,730,800.00	
		Claim Loss in County	476	\$9,645,100.00	
Totals:	5,942	\$106,751,665.00			
Monroe (Alabama)	85	<u>Claimant Type</u>	<u>Claims Paid</u>	<u>Amount Paid</u>	Payments in County  <ul style="list-style-type: none"> ■ Resident ■ Both
		Resident of County	35	\$572,600.00	
		Resident and Loss in County	11	\$145,400.00	
		Totals:	46	\$718,000.00	
Montgomery (Alabama)	205	<u>Claimant Type</u>	<u>Claims Paid</u>	<u>Amount Paid</u>	Payments in County  <ul style="list-style-type: none"> ■ Resident ■ Both
		Resident of County	82	\$1,062,200.00	
		Resident and Loss in County	7	\$338,300.00	
		Totals:	89	\$1,400,500.00	
Morgan (Alabama)	73	<u>Claimant Type</u>	<u>Claims Paid</u>	<u>Amount Paid</u>	Payments in County  <ul style="list-style-type: none"> ■ Resident
		Resident of County	47	\$528,300.00	
		Totals:	47	\$528,300.00	

GCCF Program Statistics - Overall Summary (as of October 25, 2010, 5:05 PM ET)

Perry (Alabama)	3	<u>Claimant Type</u>	<u>Claims Paid</u>	<u>Amount Paid</u>	Payments in County  ■ Loss
		Claim Loss in County	1	\$35,000.00	
		Totals:	1	\$35,000.00	
Pickens (Alabama)	10	<u>Claimant Type</u>	<u>Claims Paid</u>	<u>Amount Paid</u>	Payments in County  ■ Resident
		Resident of County	4	\$43,400.00	
		Totals:	4	\$43,400.00	
Pike (Alabama)	31	<u>Claimant Type</u>	<u>Claims Paid</u>	<u>Amount Paid</u>	Payments in County  ■ Resident
		Resident of County	4	\$28,000.00	
		Totals:	4	\$28,000.00	
Randolph (Alabama)	7	<u>Claimant Type</u>	<u>Claims Paid</u>	<u>Amount Paid</u>	Payments in County  ■ Resident
		Resident of County	4	\$50,300.00	
		Totals:	4	\$50,300.00	
Russell (Alabama)	17	<u>Claimant Type</u>	<u>Claims Paid</u>	<u>Amount Paid</u>	Payments in County  ■ Resident
		Resident of County	2	\$21,100.00	
		Totals:	2	\$21,100.00	

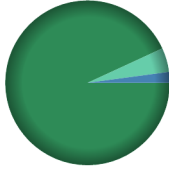

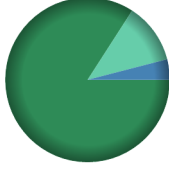

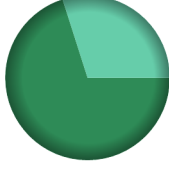
GCCF Program Statistics - Overall Summary

(as of October 25, 2010, 5:05 PM ET)

County (Alabama)	Total Claims	Claimant Type	Claims Paid	Amount Paid	Payments in County
Shelby (Alabama)	202	<u>Claimant Type</u>	<u>Claims Paid</u>	<u>Amount Paid</u>	Payments in County  <ul style="list-style-type: none"> ■ Resident ■ Loss ■ Both
		Resident of County	113	\$1,319,300.00	
		Resident and Loss in County	2	\$23,500.00	
		Claim Loss in County	1	\$28,800.00	
Totals:	116	\$1,371,600.00			
St. Clair (Alabama)	36	<u>Claimant Type</u>	<u>Claims Paid</u>	<u>Amount Paid</u>	Payments in County  <ul style="list-style-type: none"> ■ Resident
		Resident of County	24	\$333,000.00	
		Totals:	24	\$333,000.00	
Sumter (Alabama)	6	<u>Claimant Type</u>	<u>Claims Paid</u>	<u>Amount Paid</u>	Payments in County  <ul style="list-style-type: none"> ■ Resident
		Resident of County	1	\$46,200.00	
		Totals:	1	\$46,200.00	
Talladega (Alabama)	34	<u>Claimant Type</u>	<u>Claims Paid</u>	<u>Amount Paid</u>	Payments in County  <ul style="list-style-type: none"> ■ Resident
		Resident of County	21	\$129,900.00	
		Totals:	21	\$129,900.00	
Tallapoosa (Alabama)	23	<u>Claimant Type</u>	<u>Claims Paid</u>	<u>Amount Paid</u>	Payments in County  <ul style="list-style-type: none"> ■ Resident
		Resident of County	8	\$58,000.00	
		Totals:	8	\$58,000.00	


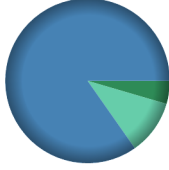
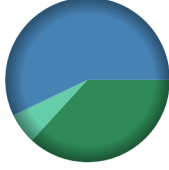
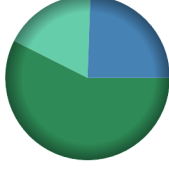
GCCF Program Statistics - Overall Summary

(as of October 25, 2010, 5:05 PM ET)

County (Alabama)	Total Claims	Claimant Type	Claims Paid	Amount Paid	Payments in County
Tuscaloosa (Alabama)	177	<u>Claimant Type</u>	<u>Claims Paid</u>	<u>Amount Paid</u>	Payments in County  <ul style="list-style-type: none"> ■ Resident ■ Loss ■ Both
		Resident of County	100	\$963,100.00	
		Resident and Loss in County	2	\$22,000.00	
		Claim Loss in County	2	\$49,000.00	
Totals:	104	\$1,034,100.00			
Unknown (Alabama)	99	<u>Claimant Type</u>	<u>Claims Paid</u>	<u>Amount Paid</u>	Payments in County  <ul style="list-style-type: none"> ■ Resident
		Resident of County	35	\$1,005,100.00	
		Totals:	35	\$1,005,100.00	
Walker (Alabama)	36	<u>Claimant Type</u>	<u>Claims Paid</u>	<u>Amount Paid</u>	Payments in County  <ul style="list-style-type: none"> ■ Resident ■ Loss ■ Both
		Resident of County	16	\$198,600.00	
		Resident and Loss in County	1	\$9,500.00	
		Claim Loss in County	2	\$28,000.00	
Totals:	19	\$236,100.00			
Washington (Alabama)	132	<u>Claimant Type</u>	<u>Claims Paid</u>	<u>Amount Paid</u>	Payments in County  <ul style="list-style-type: none"> ■ Resident ■ Loss ■ Both
		Resident of County	13	\$133,800.00	
		Resident and Loss in County	1	\$15,000.00	
		Claim Loss in County	5	\$112,600.00	
Totals:	19	\$261,400.00			
Wilcox (Alabama)	29	<u>Claimant Type</u>	<u>Claims Paid</u>	<u>Amount Paid</u>	Payments in County  <ul style="list-style-type: none"> ■ Resident ■ Both
		Resident of County	11	\$157,000.00	
		Resident and Loss in County	3	\$67,000.00	
		Totals:	14	\$224,000.00	

GCCF Program Statistics - Overall Summary

(as of October 25, 2010, 5:05 PM ET)

County	Total Claims	Claimant Type	Claims Paid	Amount Paid	Payments in County
Winston (Alabama)	12	<u>Claimant Type</u>	<u>Claims Paid</u>	<u>Amount Paid</u>	Payments in County  <ul style="list-style-type: none"> Resident
		Resident of County	5	\$189,800.00	
		Totals:	5	\$189,800.00	
		Aachua (Florida)	60	<u>Claimant Type</u>	
Resident of County	14			\$125,800.00	
Resident and Loss in County	5			\$145,600.00	
Claim Loss in County	1			\$12,000.00	
Totals:	20	\$283,400.00			
Bay (Florida)	22,591	<u>Claimant Type</u>	<u>Claims Paid</u>	<u>Amount Paid</u>	Payments in County  <ul style="list-style-type: none"> Resident Loss Both
		Resident of County	417	\$5,370,500.00	
		Resident and Loss in County	6,772	\$100,583,676.00	
		Claim Loss in County	1,206	\$12,732,900.00	
Totals:	8,395	\$118,687,076.00			
Brevard (Florida)	98	<u>Claimant Type</u>	<u>Claims Paid</u>	<u>Amount Paid</u>	Payments in County  <ul style="list-style-type: none"> Resident Loss Both
		Resident of County	9	\$183,600.00	
		Resident and Loss in County	8	\$284,600.00	
		Claim Loss in County	2	\$30,300.00	
Totals:	19	\$498,500.00			
Broward (Florida)	279	<u>Claimant Type</u>	<u>Claims Paid</u>	<u>Amount Paid</u>	Payments in County  <ul style="list-style-type: none"> Resident Loss Both
		Resident of County	22	\$795,000.00	
		Resident and Loss in County	4	\$338,500.00	
		Claim Loss in County	10	\$251,200.00	
Totals:	36	\$1,384,700.00			

GCCF Program Statistics - Overall Summary

(as of October 25, 2010, 5:05 PM ET)

County (Florida)	Total Claims	Claimant Type	Claims Paid	Amount Paid	Payments in County
Calhoun (Florida)	103	<u>Claimant Type</u>	<u>Claims Paid</u>	<u>Amount Paid</u>	<p>Payments in County</p> <ul style="list-style-type: none"> Resident Loss Both
		Resident of County	16	\$193,900.00	
		Resident and Loss in County	1	\$6,000.00	
		Claim Loss in County	1	\$4,200.00	
Totals:	18	\$204,100.00			
Charlotte (Florida)	134	<u>Claimant Type</u>	<u>Claims Paid</u>	<u>Amount Paid</u>	<p>Payments in County</p> <ul style="list-style-type: none"> Resident Loss Both
		Resident of County	3	\$8,400.00	
		Resident and Loss in County	23	\$923,300.00	
		Claim Loss in County	9	\$71,400.00	
Totals:	35	\$1,003,100.00			
Citrus (Florida)	212	<u>Claimant Type</u>	<u>Claims Paid</u>	<u>Amount Paid</u>	<p>Payments in County</p> <ul style="list-style-type: none"> Resident Loss Both
		Resident of County	22	\$392,100.00	
		Resident and Loss in County	80	\$1,291,100.00	
		Claim Loss in County	7	\$162,700.00	
Totals:	109	\$1,845,900.00			
Clay (Florida)	28	<u>Claimant Type</u>	<u>Claims Paid</u>	<u>Amount Paid</u>	<p>Payments in County</p> <ul style="list-style-type: none"> Resident Loss Both
		Resident of County	4	\$25,400.00	
		Resident and Loss in County	1	\$125,000.00	
		Claim Loss in County	1	\$18,700.00	
Totals:	6	\$169,100.00			
Collier (Florida)	4,757	<u>Claimant Type</u>	<u>Claims Paid</u>	<u>Amount Paid</u>	<p>Payments in County</p> <ul style="list-style-type: none"> Resident Loss Both
		Resident of County	47	\$497,300.00	
		Resident and Loss in County	877	\$9,463,300.00	
		Claim Loss in County	27	\$156,500.00	
Totals:	951	\$10,117,100.00			

GCCF Program Statistics - Overall Summary

(as of October 25, 2010, 5:05 PM ET)

County (Florida)	Total Claims	Claimant Type	Claims Paid	Amount Paid	Payments in County
Columbia (Florida)	13	<u>Claimant Type</u>	<u>Claims Paid</u>	<u>Amount Paid</u>	<ul style="list-style-type: none"> Resident Both
		Resident of County	3	\$46,500.00	
		Resident and Loss in County	1	\$40,000.00	
		Totals:	4	\$86,500.00	
Dixie (Florida)	30	<u>Claimant Type</u>	<u>Claims Paid</u>	<u>Amount Paid</u>	<ul style="list-style-type: none"> Resident Loss Both
		Resident of County	1	\$3,000.00	
		Resident and Loss in County	12	\$353,400.00	
		Claim Loss in County	4	\$89,700.00	
Totals:	17	\$446,100.00			
Duval (Florida)	252	<u>Claimant Type</u>	<u>Claims Paid</u>	<u>Amount Paid</u>	<ul style="list-style-type: none"> Resident Loss Both
		Resident of County	32	\$559,800.00	
		Resident and Loss in County	14	\$993,000.00	
		Claim Loss in County	6	\$131,500.00	
Totals:	52	\$1,684,300.00			
Escambia (Florida)	13,092	<u>Claimant Type</u>	<u>Claims Paid</u>	<u>Amount Paid</u>	<ul style="list-style-type: none"> Resident Loss Both
		Resident of County	1,336	\$15,472,400.00	
		Resident and Loss in County	3,458	\$55,224,900.00	
		Claim Loss in County	920	\$12,668,400.00	
Totals:	5,714	\$83,365,700.00			
Flagler (Florida)	7	<u>Claimant Type</u>	<u>Claims Paid</u>	<u>Amount Paid</u>	<ul style="list-style-type: none"> Resident
		Resident of County	2	\$65,400.00	
		Totals:	2	\$65,400.00	

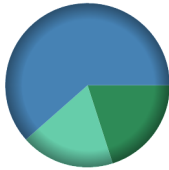
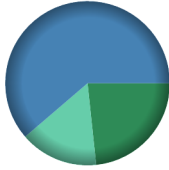
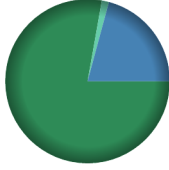

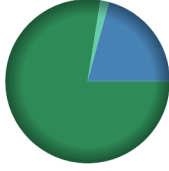
GCCF Program Statistics - Overall Summary

(as of October 25, 2010, 5:05 PM ET)

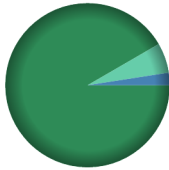

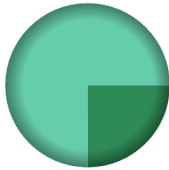
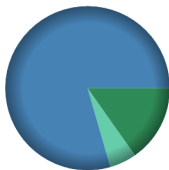
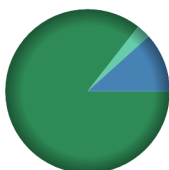
County (Florida)	Total Claims	Claimant Type	Claims Paid	Amount Paid	Payments in County
Franklin (Florida)	1,885	<u>Claimant Type</u>	<u>Claims Paid</u>	<u>Amount Paid</u>	<p>Payments in County</p> <ul style="list-style-type: none"> Resident Loss Both
		Resident of County	33	\$391,800.00	
		Resident and Loss in County	1,048	\$12,922,100.00	
		Claim Loss in County	117	\$1,513,600.00	
Totals:		1,198	\$14,827,500.00		
Gadsden (Florida)	61	<u>Claimant Type</u>	<u>Claims Paid</u>	<u>Amount Paid</u>	<p>Payments in County</p> <ul style="list-style-type: none"> Resident Loss Both
		Resident of County	9	\$166,100.00	
		Resident and Loss in County	2	\$44,200.00	
		Claim Loss in County	1	\$6,000.00	
Totals:		12	\$216,300.00		
Gulf (Florida)	1,209	<u>Claimant Type</u>	<u>Claims Paid</u>	<u>Amount Paid</u>	<p>Payments in County</p> <ul style="list-style-type: none"> Resident Loss Both
		Resident of County	78	\$1,022,200.00	
		Resident and Loss in County	324	\$7,362,600.00	
		Claim Loss in County	94	\$1,217,700.00	
Totals:		496	\$9,602,500.00		
Hardee (Florida)	1	<u>Claimant Type</u>	<u>Claims Paid</u>	<u>Amount Paid</u>	<p>Payments in County</p> <ul style="list-style-type: none"> Resident
		Resident of County	1	\$15,000.00	
Totals:		1	\$15,000.00		
Hendry (Florida)	10	<u>Claimant Type</u>	<u>Claims Paid</u>	<u>Amount Paid</u>	<p>Payments in County</p> <ul style="list-style-type: none"> Resident
		Resident of County	1	\$24,000.00	
Totals:		1	\$24,000.00		

GCCF Program Statistics - Overall Summary

(as of October 25, 2010, 5:05 PM ET)

County (Florida)	Total Claims	Claimant Type	Claims Paid	Amount Paid	Payments in County
Hernando (Florida)	133	<u>Claimant Type</u>	<u>Claims Paid</u>	<u>Amount Paid</u>	 <ul style="list-style-type: none"> ■ Resident ■ Loss ■ Both
		Resident of County	21	\$330,300.00	
		Resident and Loss in County	40	\$1,012,400.00	
		Claim Loss in County	15	\$303,200.00	
		Totals:	76	\$1,645,900.00	
Hillsborough (Florida)	616	<u>Claimant Type</u>	<u>Claims Paid</u>	<u>Amount Paid</u>	 <ul style="list-style-type: none"> ■ Resident ■ Loss ■ Both
		Resident of County	61	\$855,800.00	
		Resident and Loss in County	103	\$2,248,800.00	
		Claim Loss in County	35	\$563,900.00	
		Totals:	199	\$3,668,500.00	
Holmes (Florida)	314	<u>Claimant Type</u>	<u>Claims Paid</u>	<u>Amount Paid</u>	 <ul style="list-style-type: none"> ■ Resident ■ Loss ■ Both
		Resident of County	85	\$781,800.00	
		Resident and Loss in County	17	\$209,200.00	
		Claim Loss in County	3	\$14,100.00	
		Totals:	105	\$1,005,100.00	
Indian River (Florida)	30	<u>Claimant Type</u>	<u>Claims Paid</u>	<u>Amount Paid</u>	 <ul style="list-style-type: none"> ■ Both
		Resident and Loss in County	3	\$157,000.00	
		Totals:	3	\$157,000.00	
Jackson (Florida)	246	<u>Claimant Type</u>	<u>Claims Paid</u>	<u>Amount Paid</u>	 <ul style="list-style-type: none"> ■ Resident ■ Loss ■ Both
		Resident of County	28	\$358,100.00	
		Resident and Loss in County	3	\$96,000.00	
		Claim Loss in County	1	\$7,900.00	
		Totals:	32	\$462,000.00	

GCCF Program Statistics - Overall Summary (as of October 25, 2010, 5:05 PM ET)

County (Florida)	Total Claims	Claimant Type	Claims Paid	Amount Paid	Payments in County
Jefferson (Florida)	12	<u>Claimant Type</u>	<u>Claims Paid</u>	<u>Amount Paid</u>	 <ul style="list-style-type: none"> ■ Resident ■ Loss ■ Both
		Resident of County	3	\$93,000.00	
		Resident and Loss in County	2	\$2,500.00	
		Claim Loss in County	1	\$6,000.00	
Totals:	6	\$101,500.00			
Lafayette (Florida)	4	<u>Claimant Type</u>	<u>Claims Paid</u>	<u>Amount Paid</u>	 <ul style="list-style-type: none"> ■ Both
		Resident and Loss in County	1	\$226,700.00	
		Totals:	1	\$226,700.00	
Lake (Florida)	34	<u>Claimant Type</u>	<u>Claims Paid</u>	<u>Amount Paid</u>	 <ul style="list-style-type: none"> ■ Resident ■ Both
		Resident of County	6	\$45,900.00	
		Resident and Loss in County	5	\$137,900.00	
		Totals:	11	\$183,800.00	
Lee (Florida)	1,891	<u>Claimant Type</u>	<u>Claims Paid</u>	<u>Amount Paid</u>	 <ul style="list-style-type: none"> ■ Resident ■ Loss ■ Both
		Resident of County	37	\$679,200.00	
		Resident and Loss in County	206	\$3,542,800.00	
		Claim Loss in County	37	\$235,900.00	
Totals:	280	\$4,457,900.00			
Leon (Florida)	414	<u>Claimant Type</u>	<u>Claims Paid</u>	<u>Amount Paid</u>	 <ul style="list-style-type: none"> ■ Resident ■ Loss ■ Both
		Resident of County	81	\$1,557,900.00	
		Resident and Loss in County	7	\$212,600.00	
		Claim Loss in County	4	\$50,300.00	
Totals:	92	\$1,820,800.00			

GCCF Program Statistics - Overall Summary

(as of October 25, 2010, 5:05 PM ET)


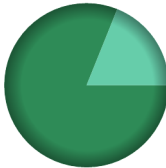

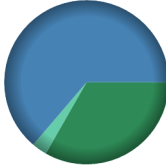
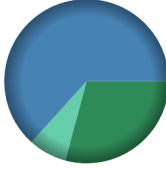
Levy (Florida)	143	<u>Claimant Type</u>	<u>Claims Paid</u>	<u>Amount Paid</u>	Payments in County
		Resident of County	10	\$229,300.00	<ul style="list-style-type: none"> ■ Resident ■ Loss ■ Both
		Resident and Loss in County	72	\$1,897,000.00	
		Claim Loss in County	9	\$241,100.00	
		Totals:	91	\$2,367,400.00	
Liberty (Florida)	56	<u>Claimant Type</u>	<u>Claims Paid</u>	<u>Amount Paid</u>	Payments in County
		Resident of County	18	\$160,000.00	<ul style="list-style-type: none"> ■ Resident ■ Loss ■ Both
		Resident and Loss in County	3	\$36,200.00	
		Claim Loss in County	2	\$49,600.00	
		Totals:	23	\$245,800.00	
Madison (Florida)	6	<u>Claimant Type</u>	<u>Claims Paid</u>	<u>Amount Paid</u>	Payments in County
		Resident of County	1	\$2,100.00	<ul style="list-style-type: none"> ■ Resident ■ Loss
		Claim Loss in County	1	\$1,200.00	
		Totals:	2	\$3,300.00	
Manatee (Florida)	238	<u>Claimant Type</u>	<u>Claims Paid</u>	<u>Amount Paid</u>	Payments in County
		Resident of County	17	\$451,000.00	<ul style="list-style-type: none"> ■ Resident ■ Loss ■ Both
		Resident and Loss in County	46	\$1,934,600.00	
		Claim Loss in County	21	\$479,000.00	
		Totals:	84	\$2,864,600.00	
Marion (Florida)	54	<u>Claimant Type</u>	<u>Claims Paid</u>	<u>Amount Paid</u>	Payments in County
		Resident of County	9	\$97,500.00	<ul style="list-style-type: none"> ■ Resident ■ Loss ■ Both
		Resident and Loss in County	1	\$20,200.00	
		Claim Loss in County	1	\$26,000.00	
		Totals:	11	\$143,700.00	

GCCF Program Statistics - Overall Summary (as of October 25, 2010, 5:05 PM ET)

County (Florida)	Total Claims	Claimant Type	Claims Paid	Amount Paid	Payments in County
Martin (Florida)	24	<u>Claimant Type</u>	<u>Claims Paid</u>	<u>Amount Paid</u>	<ul style="list-style-type: none"> Resident Both
		Resident of County	2	\$27,200.00	
		Resident and Loss in County	5	\$109,500.00	
		Totals:	7	\$136,700.00	
Miami-dade (Florida)	606	<u>Claimant Type</u>	<u>Claims Paid</u>	<u>Amount Paid</u>	<ul style="list-style-type: none"> Resident Loss Both
		Resident of County	34	\$477,700.00	
		Resident and Loss in County	17	\$578,800.00	
		Claim Loss in County	11	\$285,000.00	
Totals:	62	\$1,341,500.00			
Monroe (Florida)	2,583	<u>Claimant Type</u>	<u>Claims Paid</u>	<u>Amount Paid</u>	<ul style="list-style-type: none"> Resident Loss Both
		Resident of County	24	\$574,700.00	
		Resident and Loss in County	688	\$17,985,200.00	
		Claim Loss in County	40	\$502,800.00	
Totals:	752	\$19,062,700.00			
Nassau (Florida)	12	<u>Claimant Type</u>	<u>Claims Paid</u>	<u>Amount Paid</u>	<ul style="list-style-type: none"> Resident Loss Both
		Resident of County	3	\$65,200.00	
		Resident and Loss in County	2	\$31,100.00	
		Claim Loss in County	1	\$30,000.00	
Totals:	6	\$126,300.00			
Okaloosa (Florida)	17,998	<u>Claimant Type</u>	<u>Claims Paid</u>	<u>Amount Paid</u>	<ul style="list-style-type: none"> Resident Loss Both
		Resident of County	1,082	\$14,069,000.00	
		Resident and Loss in County	5,747	\$102,312,200.00	
		Claim Loss in County	2,688	\$33,908,800.00	
Totals:	9,517	\$150,290,000.00			

GCCF Program Statistics - Overall Summary

(as of October 25, 2010, 5:05 PM ET)

County (Florida)	Total Claims	Claimant Type	Claims Paid	Amount Paid	Payments in County
Okeechobee (Florida)	6	<u>Claimant Type</u>	<u>Claims Paid</u>	<u>Amount Paid</u>	Payments in County  <ul style="list-style-type: none"> Loss
		Claim Loss in County	1	\$5,000.00	
		Totals:	1	\$5,000.00	
Orange (Florida)	279	<u>Claimant Type</u>	<u>Claims Paid</u>	<u>Amount Paid</u>	Payments in County  <ul style="list-style-type: none"> Resident Both
		Resident of County	54	\$793,100.00	
		Resident and Loss in County	6	\$185,000.00	
Totals:	60	\$978,100.00			
Osceola (Florida)	21	<u>Claimant Type</u>	<u>Claims Paid</u>	<u>Amount Paid</u>	Payments in County  <ul style="list-style-type: none"> Resident
		Resident of County	4	\$33,600.00	
		Totals:	4	\$33,600.00	
Palm Beach (Florida)	189	<u>Claimant Type</u>	<u>Claims Paid</u>	<u>Amount Paid</u>	Payments in County  <ul style="list-style-type: none"> Resident Loss Both
		Resident of County	17	\$237,600.00	
		Resident and Loss in County	9	\$455,500.00	
Claim Loss in County	3	\$21,300.00			
Totals:	29	\$714,400.00			
Pasco (Florida)	377	<u>Claimant Type</u>	<u>Claims Paid</u>	<u>Amount Paid</u>	Payments in County  <ul style="list-style-type: none"> Resident Loss Both
		Resident of County	73	\$1,171,600.00	
		Resident and Loss in County	94	\$2,543,700.00	
Claim Loss in County	19	\$302,600.00			
Totals:	186	\$4,017,900.00			

GCCF Program Statistics - Overall Summary

(as of October 25, 2010, 5:05 PM ET)

County (Florida)	Total Claims	Claimant Type	Claims Paid	Amount Paid	Payments in County
Pinellas (Florida)	1,817	<u>Claimant Type</u>	<u>Claims Paid</u>	<u>Amount Paid</u>	
		Resident of County	48	\$1,360,900.00	
		Resident and Loss in County	543	\$9,407,000.00	
		Claim Loss in County	113	\$1,676,800.00	
		Totals:	704	\$12,444,700.00	
Polk (Florida)	107	<u>Claimant Type</u>	<u>Claims Paid</u>	<u>Amount Paid</u>	
		Resident of County	12	\$168,600.00	
		Resident and Loss in County	5	\$145,000.00	
		Claim Loss in County	1	\$9,200.00	
		Totals:	18	\$322,800.00	
Putnam (Florida)	9	<u>Claimant Type</u>	<u>Claims Paid</u>	<u>Amount Paid</u>	
		Resident and Loss in County	2	\$51,500.00	
		Totals:	2	\$51,500.00	
Santa Rosa (Florida)	6,224	<u>Claimant Type</u>	<u>Claims Paid</u>	<u>Amount Paid</u>	
		Resident of County	757	\$8,937,500.00	
		Resident and Loss in County	1,394	\$30,667,000.00	
		Claim Loss in County	1,035	\$12,554,300.00	
		Totals:	3,186	\$52,158,800.00	
Sarasota (Florida)	244	<u>Claimant Type</u>	<u>Claims Paid</u>	<u>Amount Paid</u>	
		Resident of County	11	\$103,200.00	
		Resident and Loss in County	36	\$1,231,400.00	
		Claim Loss in County	8	\$88,300.00	
		Totals:	55	\$1,422,900.00	

GCCF Program Statistics - Overall Summary

(as of October 25, 2010, 5:05 PM ET)

County (Florida)	Total Claims	Claimant Type	Claims Paid	Amount Paid	Payments in County
Seminole (Florida)	52	<u>Claimant Type</u>	<u>Claims Paid</u>	<u>Amount Paid</u>	Payments in County  <ul style="list-style-type: none"> Resident
		Resident of County	13	\$189,300.00	
		Totals:	13	\$189,300.00	
St. Johns (Florida)	33	<u>Claimant Type</u>	<u>Claims Paid</u>	<u>Amount Paid</u>	Payments in County  <ul style="list-style-type: none"> Resident Both
		Resident of County	7	\$133,500.00	
		Resident and Loss in County	4	\$76,500.00	
Totals:	11	\$210,000.00			
St. Lucie (Florida)	37	<u>Claimant Type</u>	<u>Claims Paid</u>	<u>Amount Paid</u>	Payments in County  <ul style="list-style-type: none"> Resident Both
		Resident of County	3	\$66,500.00	
		Resident and Loss in County	1	\$60,000.00	
Totals:	4	\$126,500.00			
Sumter (Florida)	12	<u>Claimant Type</u>	<u>Claims Paid</u>	<u>Amount Paid</u>	Payments in County  <ul style="list-style-type: none"> Resident
		Resident of County	6	\$149,600.00	
		Totals:	6	\$149,600.00	
Suwannee (Florida)	7	<u>Claimant Type</u>	<u>Claims Paid</u>	<u>Amount Paid</u>	Payments in County  <ul style="list-style-type: none"> Resident
		Resident of County	1	\$3,200.00	
		Totals:	1	\$3,200.00	

GCCF Program Statistics - Overall Summary

(as of October 25, 2010, 5:05 PM ET)

County (Florida)	Total Claims	Claimant Type	Claims Paid	Amount Paid	Payments in County
Taylor	61	Resident of County	8	\$298,200.00	
		Resident and Loss in County	33	\$1,269,800.00	
		Claim Loss in County	1	\$4,800.00	
		Totals:	42	\$1,572,800.00	
Unknown	114	Resident of County	32	\$713,200.00	
		Totals:	32	\$713,200.00	
Volusia	61	Resident of County	5	\$184,100.00	
		Resident and Loss in County	4	\$482,000.00	
		Claim Loss in County	3	\$33,800.00	
		Totals:	12	\$699,900.00	
Wakulla	498	Resident of County	33	\$816,300.00	
		Resident and Loss in County	272	\$5,827,500.00	
		Claim Loss in County	27	\$654,700.00	
		Totals:	332	\$7,298,500.00	
Walton	8,613	Resident of County	772	\$14,500,300.00	
		Resident and Loss in County	2,300	\$42,822,700.00	
		Claim Loss in County	1,794	\$20,501,900.00	
		Totals:	4,866	\$77,824,900.00	

GCCF Program Statistics - Overall Summary

(as of October 25, 2010, 5:05 PM ET)


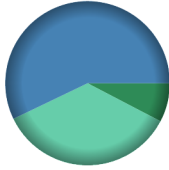

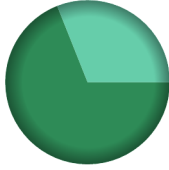
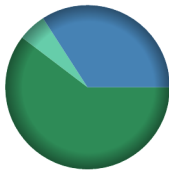
County	Total Claims	Claimant Type	Claims Paid	Amount Paid	Payments in County
Washington (Florida)	728	<u>Claimant Type</u>	<u>Claims Paid</u>	<u>Amount Paid</u>	<p>Payments in County</p> <ul style="list-style-type: none"> Resident Loss Both
		Resident of County	163	\$1,469,100.00	
		Resident and Loss in County	24	\$322,300.00	
		Claim Loss in County	6	\$62,500.00	
Totals:	193	\$1,853,900.00			
Acadia (Louisiana)	96	<u>Claimant Type</u>	<u>Claims Paid</u>	<u>Amount Paid</u>	<p>Payments in County</p> <ul style="list-style-type: none"> Resident Loss Both
		Resident of County	12	\$286,900.00	
		Resident and Loss in County	7	\$290,600.00	
		Claim Loss in County	4	\$70,900.00	
Totals:	23	\$648,400.00			
Allen (Louisiana)	41	<u>Claimant Type</u>	<u>Claims Paid</u>	<u>Amount Paid</u>	<p>Payments in County</p> <ul style="list-style-type: none"> Resident Loss
		Resident of County	1	\$30,000.00	
		Claim Loss in County	2	\$38,600.00	
Totals:	3	\$68,600.00			
Ascension (Louisiana)	461	<u>Claimant Type</u>	<u>Claims Paid</u>	<u>Amount Paid</u>	<p>Payments in County</p> <ul style="list-style-type: none"> Resident Loss Both
		Resident of County	40	\$572,900.00	
		Resident and Loss in County	10	\$302,900.00	
		Claim Loss in County	2	\$20,900.00	
Totals:	52	\$896,700.00			
Assumption (Louisiana)	319	<u>Claimant Type</u>	<u>Claims Paid</u>	<u>Amount Paid</u>	<p>Payments in County</p> <ul style="list-style-type: none"> Resident Loss Both
		Resident of County	19	\$547,900.00	
		Resident and Loss in County	55	\$1,012,800.00	
		Claim Loss in County	7	\$117,500.00	
Totals:	81	\$1,678,200.00			

GCCF Program Statistics - Overall Summary

(as of October 25, 2010, 5:05 PM ET)

Parish (Louisiana)	Total Claims	Claimant Type	Claims Paid	Amount Paid	Payments in County
Avoyelles (Louisiana)	82	<u>Claimant Type</u>	<u>Claims Paid</u>	<u>Amount Paid</u>	Payments in County
		Resident of County	11	\$136,200.00	
		Resident and Loss in County	11	\$641,800.00	
		Claim Loss in County	1	\$8,200.00	
Totals:	23	\$786,200.00			
Beauregard (Louisiana)	20	<u>Claimant Type</u>	<u>Claims Paid</u>	<u>Amount Paid</u>	Payments in County
		Resident of County	3	\$135,200.00	
		Resident and Loss in County	4	\$76,000.00	
		Totals:	7	\$211,200.00	
Bossier (Louisiana)	35	<u>Claimant Type</u>	<u>Claims Paid</u>	<u>Amount Paid</u>	Payments in County
		Resident of County	5	\$62,500.00	
		Totals:	5	\$62,500.00	
Caddo (Louisiana)	72	<u>Claimant Type</u>	<u>Claims Paid</u>	<u>Amount Paid</u>	Payments in County
		Resident of County	12	\$124,200.00	
		Totals:	12	\$124,200.00	
Calcasieu (Louisiana)	615	<u>Claimant Type</u>	<u>Claims Paid</u>	<u>Amount Paid</u>	Payments in County
		Resident of County	109	\$2,944,900.00	
		Resident and Loss in County	90	\$2,143,800.00	
		Claim Loss in County	20	\$422,100.00	
		Totals:	219	\$5,510,800.00	

GCCF Program Statistics - Overall Summary (as of October 25, 2010, 5:05 PM ET)

County (Louisiana)	Total Claims	Claimant Type	Claims Paid	Amount Paid	Payments in County
Caldwell	6	<u>Claimant Type</u>	<u>Claims Paid</u>	<u>Amount Paid</u>	Payments in County  <ul style="list-style-type: none"> Resident
		Resident of County	2	\$7,300.00	
		Totals:	2	\$7,300.00	
Cameron	324	<u>Claimant Type</u>	<u>Claims Paid</u>	<u>Amount Paid</u>	Payments in County  <ul style="list-style-type: none"> Resident Loss Both
		Resident of County	18	\$472,500.00	
		Resident and Loss in County	127	\$3,522,700.00	
		Claim Loss in County	79	\$2,170,300.00	
		Totals:	224	\$6,165,500.00	
Claiborne	3	<u>Claimant Type</u>	<u>Claims Paid</u>	<u>Amount Paid</u>	Payments in County  <ul style="list-style-type: none"> Loss
		Claim Loss in County	1	\$80,400.00	
		Totals:	1	\$80,400.00	
Concordia	31	<u>Claimant Type</u>	<u>Claims Paid</u>	<u>Amount Paid</u>	Payments in County  <ul style="list-style-type: none"> Resident Both
		Resident of County	3	\$155,700.00	
		Resident and Loss in County	2	\$70,000.00	
		Totals:	5	\$225,700.00	
E. Baton Rouge	1,953	<u>Claimant Type</u>	<u>Claims Paid</u>	<u>Amount Paid</u>	Payments in County  <ul style="list-style-type: none"> Resident Loss Both
		Resident of County	142	\$2,394,500.00	
		Resident and Loss in County	46	\$1,352,600.00	
		Claim Loss in County	12	\$219,600.00	
		Totals:	200	\$3,966,700.00	

GCCF Program Statistics - Overall Summary (as of October 25, 2010, 5:05 PM ET)

Parish (Louisiana)	Count	Claimant Type	Claims Paid	Amount Paid	Payments in County
E. Feliciana (Louisiana)	28	<u>Claimant Type</u>	<u>Claims Paid</u>	<u>Amount Paid</u>	
		Resident of County	1	\$14,000.00	
		Resident and Loss in County	3	\$115,000.00	
		Claim Loss in County	1	\$20,000.00	
Totals:	5	\$149,000.00			
Evangeline (Louisiana)	38	<u>Claimant Type</u>	<u>Claims Paid</u>	<u>Amount Paid</u>	
		Resident of County	5	\$103,900.00	
		Resident and Loss in County	4	\$70,300.00	
		Totals:	9	\$174,200.00	
Franklin (Louisiana)	7	<u>Claimant Type</u>	<u>Claims Paid</u>	<u>Amount Paid</u>	
		Resident of County	3	\$35,200.00	
		Totals:	3	\$35,200.00	
Grant (Louisiana)	13	<u>Claimant Type</u>	<u>Claims Paid</u>	<u>Amount Paid</u>	
		Resident of County	1	\$15,500.00	
		Claim Loss in County	1	\$10,000.00	
		Totals:	2	\$25,500.00	
Iberia (Louisiana)	902	<u>Claimant Type</u>	<u>Claims Paid</u>	<u>Amount Paid</u>	
		Resident of County	104	\$3,232,500.00	
		Resident and Loss in County	215	\$5,364,100.00	
		Claim Loss in County	100	\$2,473,600.00	
		Totals:	419	\$11,070,200.00	

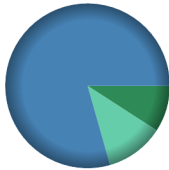

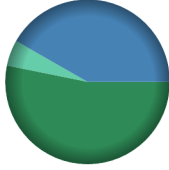


GCCF Program Statistics - Overall Summary

(as of October 25, 2010, 5:05 PM ET)

County (Louisiana)	Total Claims	Claimant Type	Claims Paid	Amount Paid	Payments in County
Iberville (Louisiana)	186	<u>Claimant Type</u>	<u>Claims Paid</u>	<u>Amount Paid</u>	
		Resident of County	9	\$270,200.00	
		Resident and Loss in County	37	\$718,300.00	
		Claim Loss in County	5	\$130,300.00	
		Totals:	51	\$1,118,800.00	
Jackson (Louisiana)	3	<u>Claimant Type</u>	<u>Claims Paid</u>	<u>Amount Paid</u>	
		Resident of County	1	\$18,600.00	
		Resident and Loss in County	1	\$4,500.00	
		Totals:	2	\$23,100.00	
		Jefferson (Louisiana)	38,758	<u>Claimant Type</u>	
Resident of County	2,607			\$35,637,900.00	
Resident and Loss in County	4,259			\$77,424,900.00	
Claim Loss in County	1,757			\$23,585,300.00	
Totals:	8,623			\$136,648,100.00	
Jefferson Davis (Louisiana)	41	<u>Claimant Type</u>	<u>Claims Paid</u>	<u>Amount Paid</u>	
		Resident of County	5	\$53,700.00	
		Resident and Loss in County	8	\$231,500.00	
		Claim Loss in County	2	\$65,000.00	
		Totals:	15	\$350,200.00	
Lafayette (Louisiana)	1,168	<u>Claimant Type</u>	<u>Claims Paid</u>	<u>Amount Paid</u>	
		Resident of County	187	\$4,730,400.00	
		Resident and Loss in County	124	\$3,686,100.00	
		Claim Loss in County	77	\$1,850,800.00	
		Totals:	388	\$10,267,300.00	

GCCF Program Statistics - Overall Summary



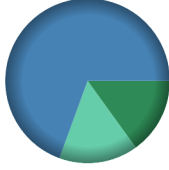
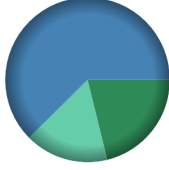

(as of October 25, 2010, 5:05 PM ET)

County (Louisiana)	Total Claims	Claimant Type	Claims Paid	Amount Paid	Payments in County
Lafourche	2,583	<u>Claimant Type</u>	<u>Claims Paid</u>	<u>Amount Paid</u>	Payments in County  <ul style="list-style-type: none"> ■ Resident ■ Loss ■ Both
		Resident of County	181	\$3,765,800.00	
		Resident and Loss in County	980	\$32,833,500.00	
		Claim Loss in County	247	\$4,744,900.00	
Totals:	1,408	\$41,344,200.00			
Lincoln	23	<u>Claimant Type</u>	<u>Claims Paid</u>	<u>Amount Paid</u>	Payments in County  <ul style="list-style-type: none"> ■ Resident
		Resident of County	4	\$133,100.00	
		Totals:	4	\$133,100.00	
Livingston	262	<u>Claimant Type</u>	<u>Claims Paid</u>	<u>Amount Paid</u>	Payments in County  <ul style="list-style-type: none"> ■ Resident ■ Loss ■ Both
		Resident of County	42	\$996,100.00	
		Resident and Loss in County	20	\$781,800.00	
		Claim Loss in County	5	\$95,000.00	
Totals:	67	\$1,872,900.00			
Madison	5	<u>Claimant Type</u>	<u>Claims Paid</u>	<u>Amount Paid</u>	Payments in County  <ul style="list-style-type: none"> ■ Resident
		Resident of County	1	\$16,200.00	
		Totals:	1	\$16,200.00	
Natchitoches	18	<u>Claimant Type</u>	<u>Claims Paid</u>	<u>Amount Paid</u>	Payments in County  <ul style="list-style-type: none"> ■ Resident ■ Both
		Resident of County	3	\$61,000.00	
		Resident and Loss in County	2	\$48,400.00	
		Totals:	5	\$109,400.00	

GCCF Program Statistics - Overall Summary (as of October 25, 2010, 5:05 PM ET)

Parish (Louisiana)	Total Claims	Claimant Type	Claims Paid	Amount Paid	Payments in County
Orleans (Louisiana)	48,185	<u>Claimant Type</u>	<u>Claims Paid</u>	<u>Amount Paid</u>	
		Resident of County	1,448	\$17,415,400.00	
		Resident and Loss in County	7,646	\$93,530,700.00	
		Claim Loss in County	3,081	\$39,903,900.00	
Totals:		12,175	\$150,850,000.00		
Ouachita (Louisiana)	87	<u>Claimant Type</u>	<u>Claims Paid</u>	<u>Amount Paid</u>	
		Resident of County	20	\$278,000.00	
		Resident and Loss in County	4	\$104,600.00	
		Totals:		24	
Plaquemines (Louisiana)	4,043	<u>Claimant Type</u>	<u>Claims Paid</u>	<u>Amount Paid</u>	
		Resident of County	143	\$4,190,500.00	
		Resident and Loss in County	1,065	\$59,649,400.00	
		Claim Loss in County	582	\$17,469,400.00	
Totals:		1,790	\$81,309,300.00		
Pointe Coupee (Louisiana)	31	<u>Claimant Type</u>	<u>Claims Paid</u>	<u>Amount Paid</u>	
		Resident of County	4	\$120,800.00	
		Resident and Loss in County	2	\$30,000.00	
		Totals:		6	
Rapides (Louisiana)	158	<u>Claimant Type</u>	<u>Claims Paid</u>	<u>Amount Paid</u>	
		Resident of County	18	\$324,200.00	
		Resident and Loss in County	5	\$309,800.00	
		Totals:		23	

GCCF Program Statistics - Overall Summary (as of October 25, 2010, 5:05 PM ET)

County (Louisiana)	Total Claims	Claimant Type	Claims Paid	Amount Paid	Payments in County
Richland	5	<u>Claimant Type</u>	<u>Claims Paid</u>	<u>Amount Paid</u>	 <ul style="list-style-type: none"> Resident
		Resident of County	3	\$114,400.00	
		Totals:	3	\$114,400.00	
Sabine	8	<u>Claimant Type</u>	<u>Claims Paid</u>	<u>Amount Paid</u>	 <ul style="list-style-type: none"> Resident
		Resident of County	1	\$16,800.00	
		Totals:	1	\$16,800.00	
St. Bernard	4,057	<u>Claimant Type</u>	<u>Claims Paid</u>	<u>Amount Paid</u>	 <ul style="list-style-type: none"> Resident Loss Both
		Resident of County	342	\$4,703,200.00	
		Resident and Loss in County	703	\$21,720,900.00	
		Claim Loss in County	188	\$4,857,300.00	
		Totals:	1,233	\$31,281,400.00	
St. Charles	2,763	<u>Claimant Type</u>	<u>Claims Paid</u>	<u>Amount Paid</u>	 <ul style="list-style-type: none"> Resident Loss Both
		Resident of County	175	\$2,224,700.00	
		Resident and Loss in County	244	\$6,561,900.00	
		Claim Loss in County	107	\$1,726,500.00	
		Totals:	526	\$10,513,100.00	
St. Helena	26	<u>Claimant Type</u>	<u>Claims Paid</u>	<u>Amount Paid</u>	 <ul style="list-style-type: none"> Resident Loss
		Resident of County	3	\$50,500.00	
		Claim Loss in County	1	\$25,000.00	
		Totals:	4	\$75,500.00	

GCCF Program Statistics - Overall Summary (as of October 25, 2010, 5:05 PM ET)

Parish (Louisiana)	Total Claims	Claimant Type	Claims Paid	Amount Paid	Payments in County
St. James (Louisiana)	525	<u>Claimant Type</u>	<u>Claims Paid</u>	<u>Amount Paid</u>	<ul style="list-style-type: none"> ■ Resident ■ Loss ■ Both
		Resident of County	10	\$228,400.00	
		Resident and Loss in County	8	\$201,500.00	
		Claim Loss in County	1	\$51,300.00	
Totals:	19	\$481,200.00			
St. John The Baptist (Louisiana)	3,425	<u>Claimant Type</u>	<u>Claims Paid</u>	<u>Amount Paid</u>	<ul style="list-style-type: none"> ■ Resident ■ Loss ■ Both
		Resident of County	131	\$1,394,600.00	
		Resident and Loss in County	89	\$1,758,000.00	
		Claim Loss in County	34	\$392,900.00	
Totals:	254	\$3,545,500.00			
St. Landry (Louisiana)	159	<u>Claimant Type</u>	<u>Claims Paid</u>	<u>Amount Paid</u>	<ul style="list-style-type: none"> ■ Resident ■ Loss ■ Both
		Resident of County	20	\$390,500.00	
		Resident and Loss in County	15	\$447,200.00	
		Claim Loss in County	4	\$104,300.00	
Totals:	39	\$942,000.00			
St. Martin (Louisiana)	526	<u>Claimant Type</u>	<u>Claims Paid</u>	<u>Amount Paid</u>	<ul style="list-style-type: none"> ■ Resident ■ Loss ■ Both
		Resident of County	51	\$1,031,200.00	
		Resident and Loss in County	188	\$3,988,650.00	
		Claim Loss in County	18	\$231,100.00	
Totals:	257	\$5,250,950.00			
St. Mary (Louisiana)	1,208	<u>Claimant Type</u>	<u>Claims Paid</u>	<u>Amount Paid</u>	<ul style="list-style-type: none"> ■ Resident ■ Loss ■ Both
		Resident of County	97	\$2,161,500.00	
		Resident and Loss in County	313	\$8,096,300.00	
		Claim Loss in County	154	\$5,247,700.00	
Totals:	564	\$15,505,500.00			

GCCF Program Statistics - Overall Summary

(as of October 25, 2010, 5:05 PM ET)

County (Louisiana)	Total Claims	Claimant Type	Claims Paid	Amount Paid	Payments in County
St. Tammany	5,147	<u>Claimant Type</u>	<u>Claims Paid</u>	<u>Amount Paid</u>	<p>Payments in County</p> <ul style="list-style-type: none"> Resident Loss Both
		Resident of County	541	\$9,415,200.00	
		Resident and Loss in County	821	\$19,573,700.00	
		Claim Loss in County	257	\$4,383,465.00	
		Totals:	1,619	\$33,372,365.00	
Tangipahoa	1,186	<u>Claimant Type</u>	<u>Claims Paid</u>	<u>Amount Paid</u>	<p>Payments in County</p> <ul style="list-style-type: none"> Resident Loss Both
		Resident of County	111	\$2,442,400.00	
		Resident and Loss in County	86	\$1,758,200.00	
		Claim Loss in County	23	\$728,700.00	
		Totals:	220	\$4,929,300.00	
Terrebonne	4,463	<u>Claimant Type</u>	<u>Claims Paid</u>	<u>Amount Paid</u>	<p>Payments in County</p> <ul style="list-style-type: none"> Resident Loss Both
		Resident of County	153	\$3,409,400.00	
		Resident and Loss in County	1,993	\$54,596,600.00	
		Claim Loss in County	342	\$8,468,700.00	
		Totals:	2,488	\$66,474,700.00	
Union	9	<u>Claimant Type</u>	<u>Claims Paid</u>	<u>Amount Paid</u>	<p>Payments in County</p> <ul style="list-style-type: none"> Resident Both
		Resident of County	2	\$95,500.00	
		Resident and Loss in County	1	\$40,800.00	
		Totals:	3	\$136,300.00	
Unknown	240	<u>Claimant Type</u>	<u>Claims Paid</u>	<u>Amount Paid</u>	<p>Payments in County</p> <ul style="list-style-type: none"> Resident
		Resident of County	48	\$914,600.00	
		Totals:	48	\$914,600.00	



GCCF Program Statistics - Overall Summary

(as of October 25, 2010, 5:05 PM ET)

County (Louisiana)	Total Claims	Claimant Type	Claims Paid	Amount Paid	Payments in County
Vermilion (Louisiana)	1,160	<u>Claimant Type</u>	<u>Claims Paid</u>	<u>Amount Paid</u>	
		Resident of County	110	\$2,409,300.00	
		Resident and Loss in County	530	\$12,693,400.00	
		Claim Loss in County	166	\$22,254,100.00	
Totals:		806	\$37,356,800.00		
Vernon (Louisiana)	17	<u>Claimant Type</u>	<u>Claims Paid</u>	<u>Amount Paid</u>	
		Resident of County	1	\$10,000.00	
		Claim Loss in County	3	\$124,000.00	
Totals:		4	\$134,000.00		
W. Baton Rouge (Louisiana)	77	<u>Claimant Type</u>	<u>Claims Paid</u>	<u>Amount Paid</u>	
		Resident and Loss in County	1	\$28,100.00	
		Claim Loss in County	1	\$3,700.00	
Totals:		2	\$31,800.00		
W. Feliciana (Louisiana)	17	<u>Claimant Type</u>	<u>Claims Paid</u>	<u>Amount Paid</u>	
		Resident of County	1	\$8,000.00	
Totals:		1	\$8,000.00		
Washington (Louisiana)	176	<u>Claimant Type</u>	<u>Claims Paid</u>	<u>Amount Paid</u>	
		Resident of County	20	\$591,900.00	
		Resident and Loss in County	12	\$554,600.00	
		Claim Loss in County	1	\$9,000.00	
Totals:		33	\$1,155,500.00		

GCCF Program Statistics - Overall Summary

(as of October 25, 2010, 5:05 PM ET)

County	Total Claims	Claimant Type	Claims Paid	Amount Paid	Payments in County
Webster (Louisiana)	7	<u>Claimant Type</u>	<u>Claims Paid</u>	<u>Amount Paid</u>	Payments in County  ■ Resident
		Resident of County	1	\$91,000.00	
		Totals:	1	\$91,000.00	
Amite (Mississippi)	17	<u>Claimant Type</u>	<u>Claims Paid</u>	<u>Amount Paid</u>	Payments in County  ■ Resident
		Resident of County	1	\$22,100.00	
		Totals:	1	\$22,100.00	
Calhoun (Mississippi)	4	<u>Claimant Type</u>	<u>Claims Paid</u>	<u>Amount Paid</u>	Payments in County  ■ Resident
		Resident of County	1	\$55,000.00	
		Totals:	1	\$55,000.00	
Chickasaw (Mississippi)	1	<u>Claimant Type</u>	<u>Claims Paid</u>	<u>Amount Paid</u>	Payments in County  ■ Resident
		Resident of County	1	\$6,000.00	
		Totals:	1	\$6,000.00	
Claiborne (Mississippi)	9	<u>Claimant Type</u>	<u>Claims Paid</u>	<u>Amount Paid</u>	Payments in County  ■ Resident
		Resident of County	1	\$17,600.00	
		Totals:	1	\$17,600.00	


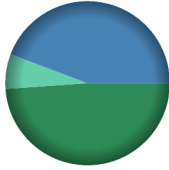

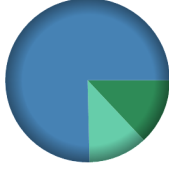
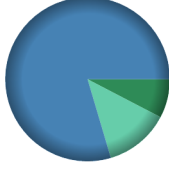
GCCF Program Statistics - Overall Summary

(as of October 25, 2010, 5:05 PM ET)

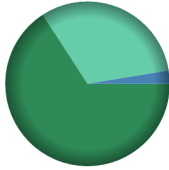
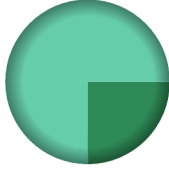

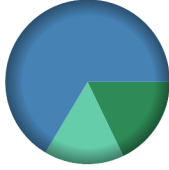

County (Mississippi)	Total Claims	Claimant Type	Claims Paid	Amount Paid	Payments in County
Clarke	46	<u>Claimant Type</u>	<u>Claims Paid</u>	<u>Amount Paid</u>	Payments in County  <ul style="list-style-type: none"> Resident
		Resident of County	4	\$112,900.00	
		Totals:	4	\$112,900.00	
Coahoma	4	<u>Claimant Type</u>	<u>Claims Paid</u>	<u>Amount Paid</u>	Payments in County  <ul style="list-style-type: none"> Resident
		Resident of County	1	\$35,000.00	
		Totals:	1	\$35,000.00	
Covington	79	<u>Claimant Type</u>	<u>Claims Paid</u>	<u>Amount Paid</u>	Payments in County  <ul style="list-style-type: none"> Resident
		Resident of County	2	\$39,400.00	
		Totals:	2	\$39,400.00	
Desoto	30	<u>Claimant Type</u>	<u>Claims Paid</u>	<u>Amount Paid</u>	Payments in County  <ul style="list-style-type: none"> Resident
		Resident of County	15	\$171,100.00	
		Totals:	15	\$171,100.00	
Forrest	698	<u>Claimant Type</u>	<u>Claims Paid</u>	<u>Amount Paid</u>	Payments in County  <ul style="list-style-type: none"> Resident Loss Both
		Resident of County	45	\$625,100.00	
		Resident and Loss in County	13	\$422,900.00	
		Claim Loss in County	4	\$21,200.00	
		Totals:	62	\$1,069,200.00	

GCCF Program Statistics - Overall Summary

(as of October 25, 2010, 5:05 PM ET)





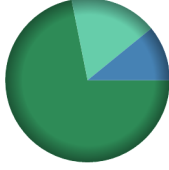
County	Total Claims	Claimant Type	Claims Paid	Amount Paid	Payments in County
Franklin (Mississippi)	11	<u>Claimant Type</u>	<u>Claims Paid</u>	<u>Amount Paid</u>	Payments in County 
		Resident of County	1	\$7,500.00	
		Claim Loss in County	1	\$14,600.00	
		Totals:	2	\$22,100.00	
George (Mississippi)	332	<u>Claimant Type</u>	<u>Claims Paid</u>	<u>Amount Paid</u>	Payments in County 
		Resident of County	45	\$742,500.00	
		Resident and Loss in County	19	\$671,500.00	
		Claim Loss in County	4	\$104,400.00	
Totals:	68	\$1,518,400.00			
Greene (Mississippi)	86	<u>Claimant Type</u>	<u>Claims Paid</u>	<u>Amount Paid</u>	Payments in County 
		Resident of County	5	\$52,800.00	
		Resident and Loss in County	4	\$30,900.00	
		Totals:	9	\$83,700.00	
Hancock (Mississippi)	2,500	<u>Claimant Type</u>	<u>Claims Paid</u>	<u>Amount Paid</u>	Payments in County 
		Resident of County	151	\$2,425,500.00	
		Resident and Loss in County	605	\$14,045,100.00	
		Claim Loss in County	114	\$2,163,500.00	
Totals:	870	\$18,634,100.00			
Harrison (Mississippi)	19,638	<u>Claimant Type</u>	<u>Claims Paid</u>	<u>Amount Paid</u>	Payments in County 
		Resident of County	410	\$6,468,836.50	
		Resident and Loss in County	4,025	\$67,310,900.00	
		Claim Loss in County	760	\$10,817,200.00	
Totals:	5,195	\$84,596,936.50			

GCCF Program Statistics - Overall Summary (as of October 25, 2010, 5:05 PM ET)


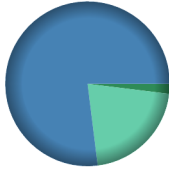



County (Mississippi)	Total Claims	Claimant Type	Claims Paid	Amount Paid	Payments in County
Hinds (Mississippi)	141	<u>Claimant Type</u>	<u>Claims Paid</u>	<u>Amount Paid</u>	 <ul style="list-style-type: none"> ■ Resident ■ Loss ■ Both
		Resident of County	15	\$154,500.00	
		Resident and Loss in County	2	\$6,100.00	
		Claim Loss in County	4	\$74,000.00	
Totals:	21	\$234,600.00			
Humphreys (Mississippi)	3	<u>Claimant Type</u>	<u>Claims Paid</u>	<u>Amount Paid</u>	 <ul style="list-style-type: none"> ■ Resident ■ Loss
		Resident of County	1	\$9,300.00	
		Claim Loss in County	1	\$28,000.00	
Totals:	2	\$37,300.00			
Itawamba (Mississippi)	1	<u>Claimant Type</u>	<u>Claims Paid</u>	<u>Amount Paid</u>	 <ul style="list-style-type: none"> ■ Resident
		Resident of County	1	\$6,000.00	
Totals:	1	\$6,000.00			
Jackson (Mississippi)	8,335	<u>Claimant Type</u>	<u>Claims Paid</u>	<u>Amount Paid</u>	 <ul style="list-style-type: none"> ■ Resident ■ Loss ■ Both
		Resident of County	541	\$7,181,000.00	
		Resident and Loss in County	1,109	\$26,719,500.00	
		Claim Loss in County	406	\$6,323,100.00	
Totals:	2,056	\$40,223,600.00			
Jasper (Mississippi)	48	<u>Claimant Type</u>	<u>Claims Paid</u>	<u>Amount Paid</u>	 <ul style="list-style-type: none"> ■ Both
		Resident and Loss in County	1	\$25,500.00	
Totals:	1	\$25,500.00			

GCCF Program Statistics - Overall Summary

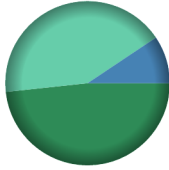


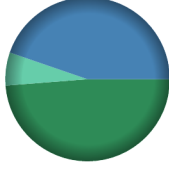

(as of October 25, 2010, 5:05 PM ET)

County	Count	Claimant Type	Claims Paid	Amount Paid	Payments in County
Jefferson Davis (Mississippi)	111	<u>Claimant Type</u>	<u>Claims Paid</u>	<u>Amount Paid</u>	Payments in County  <ul style="list-style-type: none"> Resident
		Resident of County	1	\$7,200.00	
		Totals:	1	\$7,200.00	
Jones (Mississippi)	130	<u>Claimant Type</u>	<u>Claims Paid</u>	<u>Amount Paid</u>	Payments in County  <ul style="list-style-type: none"> Resident Both
		Resident of County	10	\$184,900.00	
		Resident and Loss in County	1	\$50,000.00	
Totals:	11	\$234,900.00			
Kemper (Mississippi)	6	<u>Claimant Type</u>	<u>Claims Paid</u>	<u>Amount Paid</u>	Payments in County  <ul style="list-style-type: none"> Loss
		Claim Loss in County	2	\$108,800.00	
		Totals:	2	\$108,800.00	
Lafayette (Mississippi)	11	<u>Claimant Type</u>	<u>Claims Paid</u>	<u>Amount Paid</u>	Payments in County  <ul style="list-style-type: none"> Resident
		Resident of County	6	\$76,000.00	
		Totals:	6	\$76,000.00	
Lamar (Mississippi)	127	<u>Claimant Type</u>	<u>Claims Paid</u>	<u>Amount Paid</u>	Payments in County  <ul style="list-style-type: none"> Resident Loss Both
		Resident of County	10	\$141,900.00	
		Resident and Loss in County	2	\$21,500.00	
		Claim Loss in County	2	\$34,000.00	
Totals:	14	\$197,400.00			

GCCF Program Statistics - Overall Summary (as of October 25, 2010, 5:05 PM ET)



County (Mississippi)	Total Claims	Claimant Type	Claims Paid	Amount Paid	Payments in County
Lauderdale (Mississippi)	62	<u>Claimant Type</u>	<u>Claims Paid</u>	<u>Amount Paid</u>	Payments in County  <ul style="list-style-type: none"> Resident
		Resident of County	15	\$150,100.00	
		Totals:	15	\$150,100.00	
Lawrence (Mississippi)	77	<u>Claimant Type</u>	<u>Claims Paid</u>	<u>Amount Paid</u>	Payments in County  <ul style="list-style-type: none"> Resident Loss Both
		Resident of County	1	\$1,700.00	
		Resident and Loss in County	5	\$67,500.00	
		Claim Loss in County	2	\$18,500.00	
Totals:	8	\$87,700.00			
Leake (Mississippi)	13	<u>Claimant Type</u>	<u>Claims Paid</u>	<u>Amount Paid</u>	Payments in County  <ul style="list-style-type: none"> Resident
		Resident of County	2	\$63,000.00	
		Totals:	2	\$63,000.00	
Lee (Mississippi)	16	<u>Claimant Type</u>	<u>Claims Paid</u>	<u>Amount Paid</u>	Payments in County  <ul style="list-style-type: none"> Resident
		Resident of County	8	\$88,000.00	
		Totals:	8	\$88,000.00	
Leflore (Mississippi)	3	<u>Claimant Type</u>	<u>Claims Paid</u>	<u>Amount Paid</u>	Payments in County  <ul style="list-style-type: none"> Resident
		Resident of County	1	\$7,800.00	
		Totals:	1	\$7,800.00	

GCCF Program Statistics - Overall Summary (as of October 25, 2010, 5:05 PM ET)



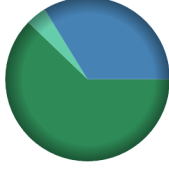

County	Total Claims	Claimant Type	Claims Paid	Amount Paid	Payments in County
Lincoln (Mississippi)	28	<u>Claimant Type</u>	<u>Claims Paid</u>	<u>Amount Paid</u>	 <ul style="list-style-type: none"> ■ Resident ■ Loss ■ Both
		Resident of County	5	\$114,200.00	
		Resident and Loss in County	1	\$22,200.00	
		Claim Loss in County	1	\$100,000.00	
Totals:	7	\$236,400.00			
Lowndes (Mississippi)	29	<u>Claimant Type</u>	<u>Claims Paid</u>	<u>Amount Paid</u>	 <ul style="list-style-type: none"> ■ Resident ■ Both
		Resident of County	11	\$105,500.00	
		Resident and Loss in County	1	\$2,400.00	
		Totals:	12	\$107,900.00	
Madison (Mississippi)	95	<u>Claimant Type</u>	<u>Claims Paid</u>	<u>Amount Paid</u>	 <ul style="list-style-type: none"> ■ Resident ■ Both
		Resident of County	30	\$315,600.00	
		Resident and Loss in County	3	\$52,400.00	
		Totals:	33	\$368,000.00	
Marion (Mississippi)	192	<u>Claimant Type</u>	<u>Claims Paid</u>	<u>Amount Paid</u>	 <ul style="list-style-type: none"> ■ Resident ■ Loss ■ Both
		Resident of County	6	\$134,600.00	
		Resident and Loss in County	6	\$123,400.00	
		Claim Loss in County	1	\$18,000.00	
Totals:	13	\$276,000.00			
Monroe (Mississippi)	12	<u>Claimant Type</u>	<u>Claims Paid</u>	<u>Amount Paid</u>	 <ul style="list-style-type: none"> ■ Resident
		Resident of County	9	\$96,200.00	
		Totals:	9	\$96,200.00	

GCCF Program Statistics - Overall Summary




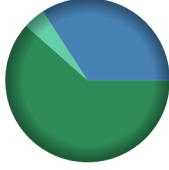

(as of October 25, 2010, 5:05 PM ET)

County	Count	Claimant Type	Claims Paid	Amount Paid	Payments in County
Montgomery (Mississippi)	1	Resident of County	1	\$20,000.00	 <ul style="list-style-type: none"> Resident
		Totals:	1	\$20,000.00	
Neshoba (Mississippi)	35	Resident of County	1	\$138,900.00	 <ul style="list-style-type: none"> Resident Loss
		Claim Loss in County	1	\$42,000.00	
		Totals:	2	\$180,900.00	
Newton (Mississippi)	8	Resident of County	2	\$80,000.00	 <ul style="list-style-type: none"> Resident
		Totals:	2	\$80,000.00	
Noxubee (Mississippi)	10	Resident of County	1	\$8,800.00	 <ul style="list-style-type: none"> Resident
		Totals:	1	\$8,800.00	
Oktoberbeha (Mississippi)	17	Resident of County	8	\$98,800.00	 <ul style="list-style-type: none"> Resident
		Totals:	8	\$98,800.00	

GCCF Program Statistics - Overall Summary (as of October 25, 2010, 5:05 PM ET)






County (Mississippi)	Total Claims	Claimant Type	Claims Paid	Amount Paid	Payments in County
Panola	4	<u>Claimant Type</u>	<u>Claims Paid</u>	<u>Amount Paid</u>	Payments in County  <ul style="list-style-type: none"> Resident
		Resident of County	2	\$14,700.00	
		Totals:	2	\$14,700.00	
		Pearl River	658	<u>Claimant Type</u>	
Resident of County	99			\$1,351,200.00	
Resident and Loss in County	18			\$569,300.00	
Claim Loss in County	1			\$44,000.00	
Totals:	118	\$1,964,500.00			
Perry	44	<u>Claimant Type</u>	<u>Claims Paid</u>	<u>Amount Paid</u>	Payments in County  <ul style="list-style-type: none"> Resident Both
		Resident of County	2	\$71,600.00	
		Resident and Loss in County	3	\$44,200.00	
		Totals:	5	\$115,800.00	
Pike	131	<u>Claimant Type</u>	<u>Claims Paid</u>	<u>Amount Paid</u>	Payments in County  <ul style="list-style-type: none"> Resident Loss Both
		Resident of County	16	\$184,300.00	
		Resident and Loss in County	1	\$100,000.00	
		Claim Loss in County	1	\$12,000.00	
Totals:	18	\$296,300.00			
Rankin	86	<u>Claimant Type</u>	<u>Claims Paid</u>	<u>Amount Paid</u>	Payments in County  <ul style="list-style-type: none"> Resident Loss
		Resident of County	24	\$430,900.00	
		Claim Loss in County	1	\$2,000.00	
		Totals:	25	\$432,900.00	

GCCF Program Statistics - Overall Summary (as of October 25, 2010, 5:05 PM ET)

Claimant Name	Count	Claimant Type	Claims Paid	Amount Paid	Payments in County
Scott (Mississippi)	23				 <ul style="list-style-type: none"> Resident
		Resident of County	7	\$68,700.00	
		Totals:	7	\$68,700.00	
Sharkey (Mississippi)	1				 <ul style="list-style-type: none"> Resident
		Resident of County	1	\$4,800.00	
		Totals:	1	\$4,800.00	
Simpson (Mississippi)	38				 <ul style="list-style-type: none"> Resident Both
		Resident of County	2	\$36,200.00	
		Resident and Loss in County	1	\$30,800.00	
		Totals:	3	\$67,000.00	
Stone (Mississippi)	513				 <ul style="list-style-type: none"> Resident Loss Both
		Resident of County	72	\$1,270,800.00	
		Resident and Loss in County	17	\$705,000.00	
		Claim Loss in County	6	\$89,000.00	
		Totals:	95	\$2,064,800.00	
Sunflower (Mississippi)	7				 <ul style="list-style-type: none"> Resident
		Resident of County	3	\$26,800.00	
		Totals:	3	\$26,800.00	

GCCF Program Statistics - Overall Summary

(as of October 25, 2010, 5:05 PM ET)

County (Mississippi)	Total Claims	Claimant Type	Claims Paid	Amount Paid	Payments in County
Tishomingo	1	<u>Claimant Type</u>	<u>Claims Paid</u>	<u>Amount Paid</u>	Payments in County  Resident
		Resident of County	1	\$2,100.00	
		Totals:	1	\$2,100.00	
Unknown	90	<u>Claimant Type</u>	<u>Claims Paid</u>	<u>Amount Paid</u>	Payments in County  Resident
		Resident of County	13	\$233,600.00	
		Totals:	13	\$233,600.00	
Walthall	54	<u>Claimant Type</u>	<u>Claims Paid</u>	<u>Amount Paid</u>	Payments in County  Resident
		Resident of County	1	\$19,400.00	
		Totals:	1	\$19,400.00	
Warren	21	<u>Claimant Type</u>	<u>Claims Paid</u>	<u>Amount Paid</u>	Payments in County  Resident
		Resident of County	6	\$45,900.00	
		Totals:	6	\$45,900.00	
Washington	14	<u>Claimant Type</u>	<u>Claims Paid</u>	<u>Amount Paid</u>	Payments in County  Resident Both
		Resident of County	3	\$9,600.00	
		Resident and Loss in County	1	\$2,200.00	
		Totals:	4	\$11,800.00	



GCCF Program Statistics - Overall Summary

(as of October 25, 2010, 5:05 PM ET)

County (Mississippi)	Total Claims	Claimant Type	Claims Paid	Amount Paid	Payments in County
Wayne (Mississippi)	101	<u>Claimant Type</u>	<u>Claims Paid</u>	<u>Amount Paid</u>	<ul style="list-style-type: none"> ■ Resident ■ Loss ■ Both
		Resident of County	2	\$84,100.00	
		Resident and Loss in County	3	\$86,600.00	
		Claim Loss in County	1	\$5,900.00	
Totals:	6	\$176,600.00			
Webster (Mississippi)	2	<u>Claimant Type</u>	<u>Claims Paid</u>	<u>Amount Paid</u>	<ul style="list-style-type: none"> ■ Resident
		Resident of County	1	\$3,000.00	
		Totals:	1	\$3,000.00	
Wilkinson (Mississippi)	9	<u>Claimant Type</u>	<u>Claims Paid</u>	<u>Amount Paid</u>	<ul style="list-style-type: none"> ■ Resident
		Resident of County	1	\$8,400.00	
		Totals:	1	\$8,400.00	
Winston (Mississippi)	23	<u>Claimant Type</u>	<u>Claims Paid</u>	<u>Amount Paid</u>	<ul style="list-style-type: none"> ■ Resident
		Resident of County	1	\$7,400.00	
		Totals:	1	\$7,400.00	
Yazoo (Mississippi)	4	<u>Claimant Type</u>	<u>Claims Paid</u>	<u>Amount Paid</u>	<ul style="list-style-type: none"> ■ Resident
		Resident of County	1	\$3,300.00	
		Totals:	1	\$3,300.00	


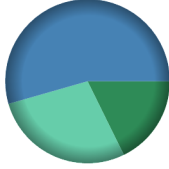


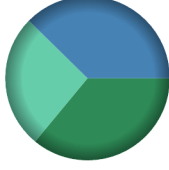
GCCF Program Statistics - Overall Summary

(as of October 25, 2010, 5:05 PM ET)

County (Texas)	Count	Claimant Type	Claims Paid	Amount Paid	Payments in County
Anderson (Texas)	1	Resident of County	1	\$3,300.00	 Legend: Resident
		Totals:	1	\$3,300.00	
		Angelina (Texas)	8	Resident of County	
Totals:	1			\$6,500.00	
Aransas (Texas)	44			Resident and Loss in County	6
		Claim Loss in County	2	\$18,100.00	
		Totals:	8	\$163,900.00	
Bay (Texas)	1	Claim Loss in County	1	\$30,100.00	 Legend: Loss
		Totals:	1	\$30,100.00	
		Bexar (Texas)	71	Resident of County	
Resident and Loss in County	2			\$182,000.00	
Totals:	15			\$396,000.00	


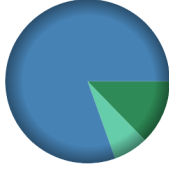

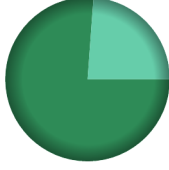

GCCF Program Statistics - Overall Summary

(as of October 25, 2010, 5:05 PM ET)

County (Texas)	Total Claims	Claimant Type	Claims Paid	Amount Paid	Payments in County
Bowie (Texas)	4	<u>Claimant Type</u>	<u>Claims Paid</u>	<u>Amount Paid</u>	Payments in County  <ul style="list-style-type: none"> Resident
		Resident of County	1	\$2,600.00	
		Totals:	1	\$2,600.00	
Brazoria (Texas)	133	<u>Claimant Type</u>	<u>Claims Paid</u>	<u>Amount Paid</u>	Payments in County  <ul style="list-style-type: none"> Resident Loss Both
		Resident of County	12	\$300,300.00	
		Resident and Loss in County	21	\$922,200.00	
		Claim Loss in County	28	\$471,400.00	
Totals:	61	\$1,693,900.00			
Brazos (Texas)	6	<u>Claimant Type</u>	<u>Claims Paid</u>	<u>Amount Paid</u>	Payments in County  <ul style="list-style-type: none"> Resident
		Resident of County	1	\$18,000.00	
		Totals:	1	\$18,000.00	
Brown (Texas)	1	<u>Claimant Type</u>	<u>Claims Paid</u>	<u>Amount Paid</u>	Payments in County  <ul style="list-style-type: none"> Resident
		Resident of County	1	\$8,600.00	
		Totals:	1	\$8,600.00	
Calhoun (Texas)	92	<u>Claimant Type</u>	<u>Claims Paid</u>	<u>Amount Paid</u>	Payments in County  <ul style="list-style-type: none"> Resident Loss Both
		Resident of County	6	\$354,600.00	
		Resident and Loss in County	4	\$370,800.00	
		Claim Loss in County	22	\$259,900.00	
Totals:	32	\$985,300.00			

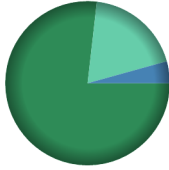




GCCF Program Statistics - Overall Summary

(as of October 25, 2010, 5:05 PM ET)

County (Texas)	Total Claims	Claimant Type	Claims Paid	Amount Paid	Payments in County
Cameron (Texas)	155	<u>Claimant Type</u>	<u>Claims Paid</u>	<u>Amount Paid</u>	Payments in County  <ul style="list-style-type: none"> ■ Resident ■ Both
		Resident of County	9	\$236,800.00	
		Resident and Loss in County	28	\$636,500.00	
		Totals:	37	\$873,300.00	
Chambers (Texas)	45	<u>Claimant Type</u>	<u>Claims Paid</u>	<u>Amount Paid</u>	Payments in County  <ul style="list-style-type: none"> ■ Resident ■ Loss ■ Both
		Resident of County	4	\$111,000.00	
		Resident and Loss in County	17	\$701,400.00	
		Claim Loss in County	5	\$59,500.00	
Totals:	26	\$871,900.00			
Cherokee (Texas)	2	<u>Claimant Type</u>	<u>Claims Paid</u>	<u>Amount Paid</u>	Payments in County  <ul style="list-style-type: none"> ■ Resident
		Resident of County	1	\$1,700.00	
Totals:	1	\$1,700.00			
Collin (Texas)	73	<u>Claimant Type</u>	<u>Claims Paid</u>	<u>Amount Paid</u>	Payments in County  <ul style="list-style-type: none"> ■ Resident ■ Loss
		Resident of County	28	\$326,000.00	
		Claim Loss in County	3	\$102,100.00	
		Totals:	31	\$428,100.00	
Comal (Texas)	14	<u>Claimant Type</u>	<u>Claims Paid</u>	<u>Amount Paid</u>	Payments in County  <ul style="list-style-type: none"> ■ Resident
		Resident of County	8	\$181,600.00	
		Totals:	8	\$181,600.00	


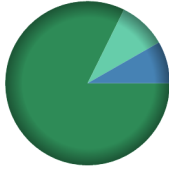
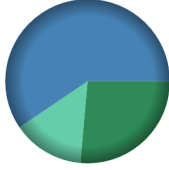
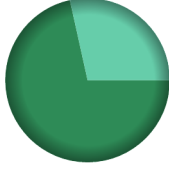

GCCF Program Statistics - Overall Summary

(as of October 25, 2010, 5:05 PM ET)

County (Texas)	Total Claims	Claimant Type	Claims Paid	Amount Paid	Payments in County
Dallas (Texas)	249	<u>Claimant Type</u>	<u>Claims Paid</u>	<u>Amount Paid</u>	 <ul style="list-style-type: none"> ■ Resident ■ Loss ■ Both
		Resident of County	31	\$426,400.00	
		Resident and Loss in County	1	\$24,000.00	
		Claim Loss in County	7	\$104,800.00	
Totals:	39	\$555,200.00			
Denton (Texas)	34	<u>Claimant Type</u>	<u>Claims Paid</u>	<u>Amount Paid</u>	 <ul style="list-style-type: none"> ■ Resident
		Resident of County	9	\$86,400.00	
		Totals:	9	\$86,400.00	
Ector (Texas)	2	<u>Claimant Type</u>	<u>Claims Paid</u>	<u>Amount Paid</u>	 <ul style="list-style-type: none"> ■ Resident
		Resident of County	1	\$1,500.00	
		Totals:	1	\$1,500.00	
El Paso (Texas)	4	<u>Claimant Type</u>	<u>Claims Paid</u>	<u>Amount Paid</u>	 <ul style="list-style-type: none"> ■ Resident
		Resident of County	1	\$3,700.00	
		Totals:	1	\$3,700.00	
Ellis (Texas)	6	<u>Claimant Type</u>	<u>Claims Paid</u>	<u>Amount Paid</u>	 <ul style="list-style-type: none"> ■ Resident
		Resident of County	1	\$25,000.00	
		Totals:	1	\$25,000.00	



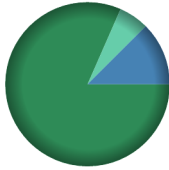


GCCF Program Statistics - Overall Summary

(as of October 25, 2010, 5:05 PM ET)

Foard (Texas)	1	<u>Claimant Type</u>	<u>Claims Paid</u>	<u>Amount Paid</u>	Payments in County
		Resident of County	1	\$13,000.00	 <ul style="list-style-type: none"> ■ Resident
		Totals:	1	\$13,000.00	
Fort Bend (Texas)	134	<u>Claimant Type</u>	<u>Claims Paid</u>	<u>Amount Paid</u>	Payments in County
		Resident of County	30	\$1,285,600.00	 <ul style="list-style-type: none"> ■ Resident ■ Loss ■ Both
		Resident and Loss in County	7	\$129,300.00	
		Claim Loss in County	6	\$147,300.00	
		Totals:	43	\$1,562,200.00	
Galveston (Texas)	995	<u>Claimant Type</u>	<u>Claims Paid</u>	<u>Amount Paid</u>	Payments in County
		Resident of County	119	\$3,440,100.00	 <ul style="list-style-type: none"> ■ Resident ■ Loss ■ Both
		Resident and Loss in County	322	\$7,750,800.00	
		Claim Loss in County	109	\$1,834,800.00	
		Totals:	550	\$13,025,700.00	
Grayson (Texas)	4	<u>Claimant Type</u>	<u>Claims Paid</u>	<u>Amount Paid</u>	Payments in County
		Resident of County	1	\$8,300.00	 <ul style="list-style-type: none"> ■ Resident ■ Loss
		Claim Loss in County	1	\$3,300.00	
		Totals:	2	\$11,600.00	
Gregg (Texas)	5	<u>Claimant Type</u>	<u>Claims Paid</u>	<u>Amount Paid</u>	Payments in County
		Resident of County	3	\$25,600.00	 <ul style="list-style-type: none"> ■ Resident
		Totals:	3	\$25,600.00	


GCCF Program Statistics - Overall Summary

(as of October 25, 2010, 5:05 PM ET)

County (Texas)	Total Claims	Claimant Type	Claims Paid	Amount Paid	Payments in County
Guadalupe (Texas)	3	<u>Claimant Type</u>	<u>Claims Paid</u>	<u>Amount Paid</u>	Payments in County  <ul style="list-style-type: none"> Resident
		Resident of County	2	\$42,600.00	
		Totals:	2	\$42,600.00	
Hardin (Texas)	9	<u>Claimant Type</u>	<u>Claims Paid</u>	<u>Amount Paid</u>	Payments in County  <ul style="list-style-type: none"> Both
		Resident and Loss in County	1	\$10,000.00	
		Totals:	1	\$10,000.00	
Harris (Texas)	1,848	<u>Claimant Type</u>	<u>Claims Paid</u>	<u>Amount Paid</u>	Payments in County  <ul style="list-style-type: none"> Resident Loss Both
		Resident of County	322	\$26,006,300.00	
		Resident and Loss in County	137	\$3,983,500.00	
		Claim Loss in County	101	\$1,889,300.00	
		Totals:	560	\$31,879,100.00	
Harrison (Texas)	2	<u>Claimant Type</u>	<u>Claims Paid</u>	<u>Amount Paid</u>	Payments in County  <ul style="list-style-type: none"> Resident
		Resident of County	1	\$10,400.00	
		Totals:	1	\$10,400.00	
Hays (Texas)	7	<u>Claimant Type</u>	<u>Claims Paid</u>	<u>Amount Paid</u>	Payments in County  <ul style="list-style-type: none"> Resident
		Resident of County	1	\$25,500.00	
		Totals:	1	\$25,500.00	

GCCF Program Statistics - Overall Summary

(as of October 25, 2010, 5:05 PM ET)

County (Texas)	Total Claims	Claimant Type	Claims Paid	Amount Paid	Payments in County
Hidalgo (Texas)	29	<u>Claimant Type</u>	<u>Claims Paid</u>	<u>Amount Paid</u>	Payments in County  <ul style="list-style-type: none"> ■ Resident ■ Loss ■ Both
		Resident of County	3	\$10,700.00	
		Resident and Loss in County	1	\$6,000.00	
		Claim Loss in County	1	\$10,300.00	
Totals:	5	\$27,000.00			
Hill (Texas)	2	<u>Claimant Type</u>	<u>Claims Paid</u>	<u>Amount Paid</u>	Payments in County  <ul style="list-style-type: none"> ■ Resident
		Resident of County	1	\$21,600.00	
		Totals:	1	\$21,600.00	
Hopkins (Texas)	2	<u>Claimant Type</u>	<u>Claims Paid</u>	<u>Amount Paid</u>	Payments in County  <ul style="list-style-type: none"> ■ Resident
		Resident of County	1	\$9,700.00	
		Totals:	1	\$9,700.00	
Jasper (Texas)	10	<u>Claimant Type</u>	<u>Claims Paid</u>	<u>Amount Paid</u>	Payments in County  <ul style="list-style-type: none"> ■ Resident
		Resident of County	5	\$190,700.00	
		Totals:	5	\$190,700.00	
Jefferson (Texas)	932	<u>Claimant Type</u>	<u>Claims Paid</u>	<u>Amount Paid</u>	Payments in County  <ul style="list-style-type: none"> ■ Resident ■ Loss ■ Both
		Resident of County	101	\$2,856,200.00	
		Resident and Loss in County	264	\$6,097,700.00	
		Claim Loss in County	50	\$1,191,600.00	
		Totals:	415	\$10,145,500.00	

GCCF Program Statistics - Overall Summary

(as of October 25, 2010, 5:05 PM ET)

Jim Hogg (Texas)	1	<u>Claimant Type</u>	<u>Claims Paid</u>	<u>Amount Paid</u>	Payments in County  ■ Loss
		Claim Loss in County	1	\$32,400.00	
		Totals:	1	\$32,400.00	
Jim Wells (Texas)	1	<u>Claimant Type</u>	<u>Claims Paid</u>	<u>Amount Paid</u>	Payments in County  ■ Both
		Resident and Loss in County	1	\$79,900.00	
		Totals:	1	\$79,900.00	
Johnson (Texas)	11	<u>Claimant Type</u>	<u>Claims Paid</u>	<u>Amount Paid</u>	Payments in County  ■ Resident
		Resident of County	4	\$131,000.00	
		Totals:	4	\$131,000.00	
Kaufman (Texas)	6	<u>Claimant Type</u>	<u>Claims Paid</u>	<u>Amount Paid</u>	Payments in County  ■ Resident
		Resident of County	1	\$11,600.00	
		Totals:	1	\$11,600.00	
Kendall (Texas)	2	<u>Claimant Type</u>	<u>Claims Paid</u>	<u>Amount Paid</u>	Payments in County  ■ Resident
		Resident of County	2	\$15,700.00	
		Totals:	2	\$15,700.00	

GCCF Program Statistics - Overall Summary

(as of October 25, 2010, 5:05 PM ET)

County (Texas)	Total Claims	Claimant Type	Claims Paid	Amount Paid	Payments in County
Kleberg (Texas)	1	<u>Claimant Type</u>	<u>Claims Paid</u>	<u>Amount Paid</u>	Payments in County  <ul style="list-style-type: none"> Resident
		Resident of County	1	\$32,400.00	
		Totals:	1	\$32,400.00	
Lamar (Texas)	1	<u>Claimant Type</u>	<u>Claims Paid</u>	<u>Amount Paid</u>	Payments in County  <ul style="list-style-type: none"> Resident
		Resident of County	1	\$3,200.00	
		Totals:	1	\$3,200.00	
Liberty (Texas)	11	<u>Claimant Type</u>	<u>Claims Paid</u>	<u>Amount Paid</u>	Payments in County  <ul style="list-style-type: none"> Resident Both
		Resident of County	2	\$31,400.00	
		Resident and Loss in County	2	\$105,000.00	
		Totals:	4	\$136,400.00	
Lubbock (Texas)	3	<u>Claimant Type</u>	<u>Claims Paid</u>	<u>Amount Paid</u>	Payments in County  <ul style="list-style-type: none"> Resident
		Resident of County	1	\$2,400.00	
		Totals:	1	\$2,400.00	
Matagorda (Texas)	183	<u>Claimant Type</u>	<u>Claims Paid</u>	<u>Amount Paid</u>	Payments in County  <ul style="list-style-type: none"> Resident Loss Both
		Resident of County	12	\$297,900.00	
		Resident and Loss in County	62	\$2,758,800.00	
		Claim Loss in County	11	\$806,400.00	
		Totals:	85	\$3,863,100.00	

GCCF Program Statistics - Overall Summary

(as of October 25, 2010, 5:05 PM ET)

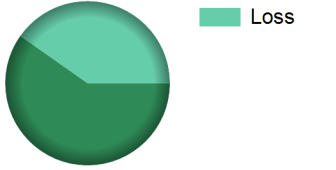

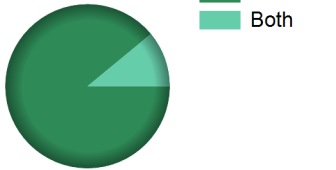
County (Texas)	Total Claims	Claimant Type	Claims Paid	Amount Paid	Payments in County
McLennan (Texas)	15				 <ul style="list-style-type: none"> Resident
		Resident of County	10	\$196,100.00	
		Totals:	10	\$196,100.00	
Milam (Texas)	1				 <ul style="list-style-type: none"> Resident
		Resident of County	1	\$5,800.00	
		Totals:	1	\$5,800.00	
Montgomery (Texas)	86				 <ul style="list-style-type: none"> Resident Both
		Resident of County	20	\$360,300.00	
		Resident and Loss in County	2	\$70,700.00	
		Totals:	22	\$431,000.00	
Nacogdoches (Texas)	14				 <ul style="list-style-type: none"> Resident Loss
		Resident of County	1	\$41,600.00	
		Claim Loss in County	4	\$250,400.00	
		Totals:	5	\$292,000.00	
Nueces (Texas)	44				 <ul style="list-style-type: none"> Resident Loss Both
		Resident of County	3	\$47,800.00	
		Resident and Loss in County	3	\$73,900.00	
		Claim Loss in County	1	\$15,200.00	
		Totals:	7	\$136,900.00	

GCCF Program Statistics - Overall Summary

(as of October 25, 2010, 5:05 PM ET)

County (Texas)	Total Claims	Claimant Type	Claims Paid	Amount Paid	Payments in County
Orange (Texas)	100				
		Resident of County	18	\$245,700.00	
		Resident and Loss in County	17	\$423,900.00	
		Claim Loss in County	5	\$127,500.00	
		Totals:	40	\$797,100.00	
Parker (Texas)	4				
		Resident of County	2	\$17,300.00	
		Totals:	2	\$17,300.00	
Polk (Texas)	5				
		Resident of County	2	\$81,700.00	
		Totals:	2	\$81,700.00	
Rockwall (Texas)	6				
		Resident of County	3	\$46,500.00	
		Totals:	3	\$46,500.00	
Sabine (Texas)	1				
		Resident of County	1	\$40,000.00	
		Totals:	1	\$40,000.00	

GCCF Program Statistics - Overall Summary (as of October 25, 2010, 5:05 PM ET)

County (Texas)	Total Claims	Claimant Type	Claims Paid	Amount Paid	Payments in County
San Jacinto (Texas)	5	<u>Claimant Type</u>	<u>Claims Paid</u>	<u>Amount Paid</u>	Payments in County 
		Resident of County	2	\$44,600.00	
		Claim Loss in County	1	\$30,000.00	
		Totals:	3	\$74,600.00	
San Patricio (Texas)	36	<u>Claimant Type</u>	<u>Claims Paid</u>	<u>Amount Paid</u>	Payments in County 
		Resident and Loss in County	4	\$127,000.00	
		Totals:	4	\$127,000.00	
		Smith (Texas)	5	<u>Claimant Type</u>	
Resident of County	1			\$35,200.00	
Totals:	1			\$35,200.00	
Tarrant (Texas)	173			<u>Claimant Type</u>	<u>Claims Paid</u>
		Resident of County	47	\$970,600.00	
		Resident and Loss in County	4	\$351,100.00	
		Claim Loss in County	7	\$453,500.00	
		Totals:	58	\$1,775,200.00	
Travis (Texas)	61	<u>Claimant Type</u>	<u>Claims Paid</u>	<u>Amount Paid</u>	Payments in County 
		Resident of County	10	\$121,400.00	
		Resident and Loss in County	1	\$15,000.00	
		Totals:	11	\$136,400.00	




GCCF Program Statistics - Overall Summary

(as of October 25, 2010, 5:05 PM ET)

County (Texas)	Count	Claimant Type	Claims Paid	Amount Paid	Payments in County
Tyler (Texas)	3	<u>Claimant Type</u>	<u>Claims Paid</u>	<u>Amount Paid</u>	Payments in County  ■ Resident
		Resident of County	3	\$28,000.00	
		Totals:	3	\$28,000.00	
Unknown (Texas)	11	<u>Claimant Type</u>	<u>Claims Paid</u>	<u>Amount Paid</u>	Payments in County  ■ Resident
		Resident of County	2	\$85,000.00	
		Totals:	2	\$85,000.00	
Vermilion (Texas)	2	<u>Claimant Type</u>	<u>Claims Paid</u>	<u>Amount Paid</u>	Payments in County  ■ Loss
		Claim Loss in County	2	\$42,500.00	
		Totals:	2	\$42,500.00	
Victoria (Texas)	9	<u>Claimant Type</u>	<u>Claims Paid</u>	<u>Amount Paid</u>	Payments in County  ■ Resident
		Resident of County	3	\$44,700.00	
		Totals:	3	\$44,700.00	
Waller (Texas)	3	<u>Claimant Type</u>	<u>Claims Paid</u>	<u>Amount Paid</u>	Payments in County  ■ Resident
		Resident of County	1	\$24,500.00	
		Totals:	1	\$24,500.00	

GCCF Program Statistics - Overall Summary

(as of October 25, 2010, 5:05 PM ET)

County	Total Claims	Claimant Type	Claims Paid	Amount Paid	Payments in County
Wichita (Texas)	3				 ■ Resident
		Resident of County	1	\$2,700.00	
		Totals:	1	\$2,700.00	
Williamson (Texas)	15				 ■ Resident
		Resident of County	5	\$61,500.00	
		Totals:	5	\$61,500.00	
Wise (Texas)	1				 ■ Resident
		Resident of County	1	\$7,600.00	
		Totals:	1	\$7,600.00	